Fachada modular / unitized façade

› UNIT 66

Fachada modular / Unitized façade

› UNIT 66



Versión ajunquillada
Beaded version

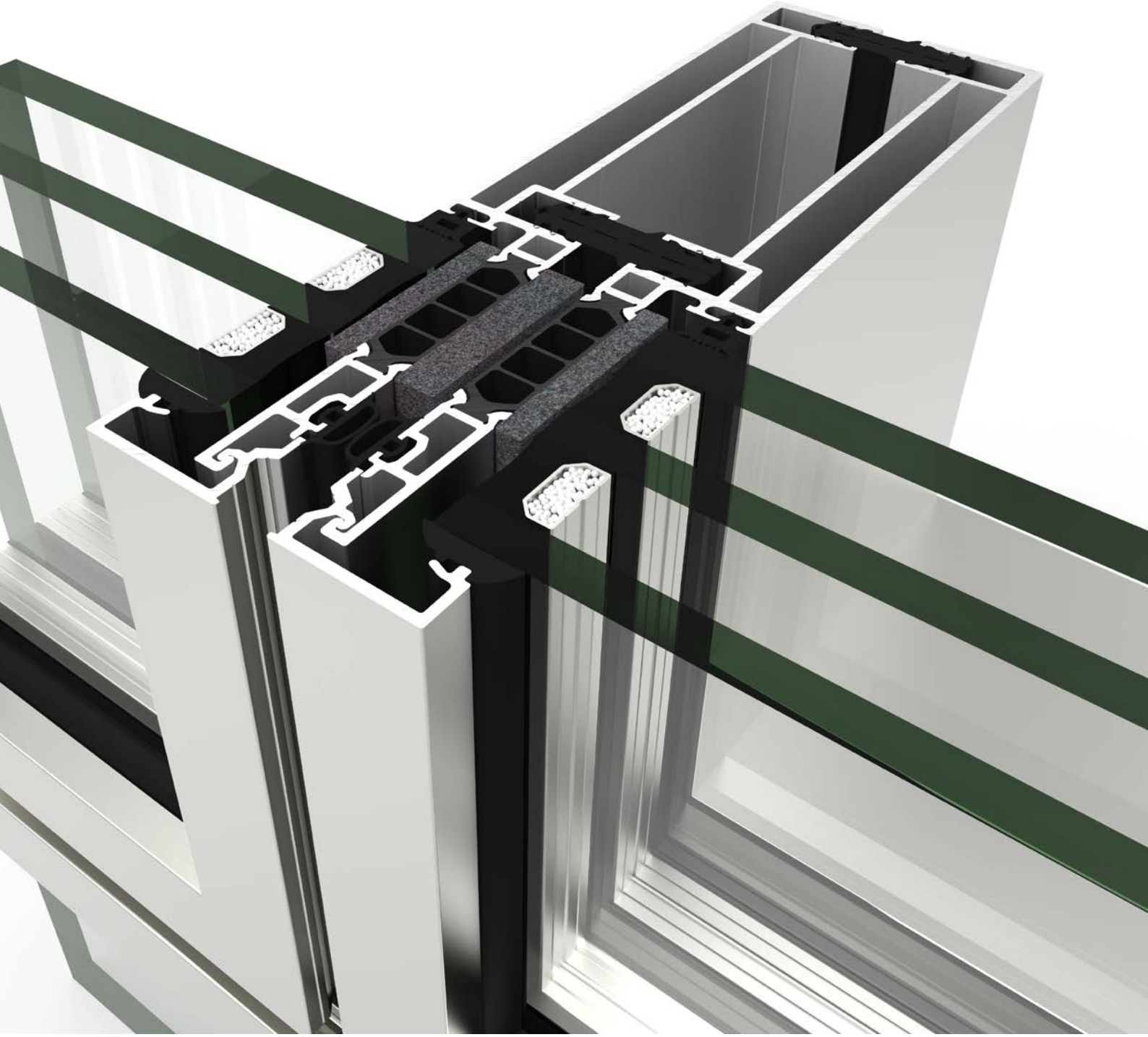

Fachada modular / Unitized façade

› UNIT 66



Versión estructural
Structural glazing version

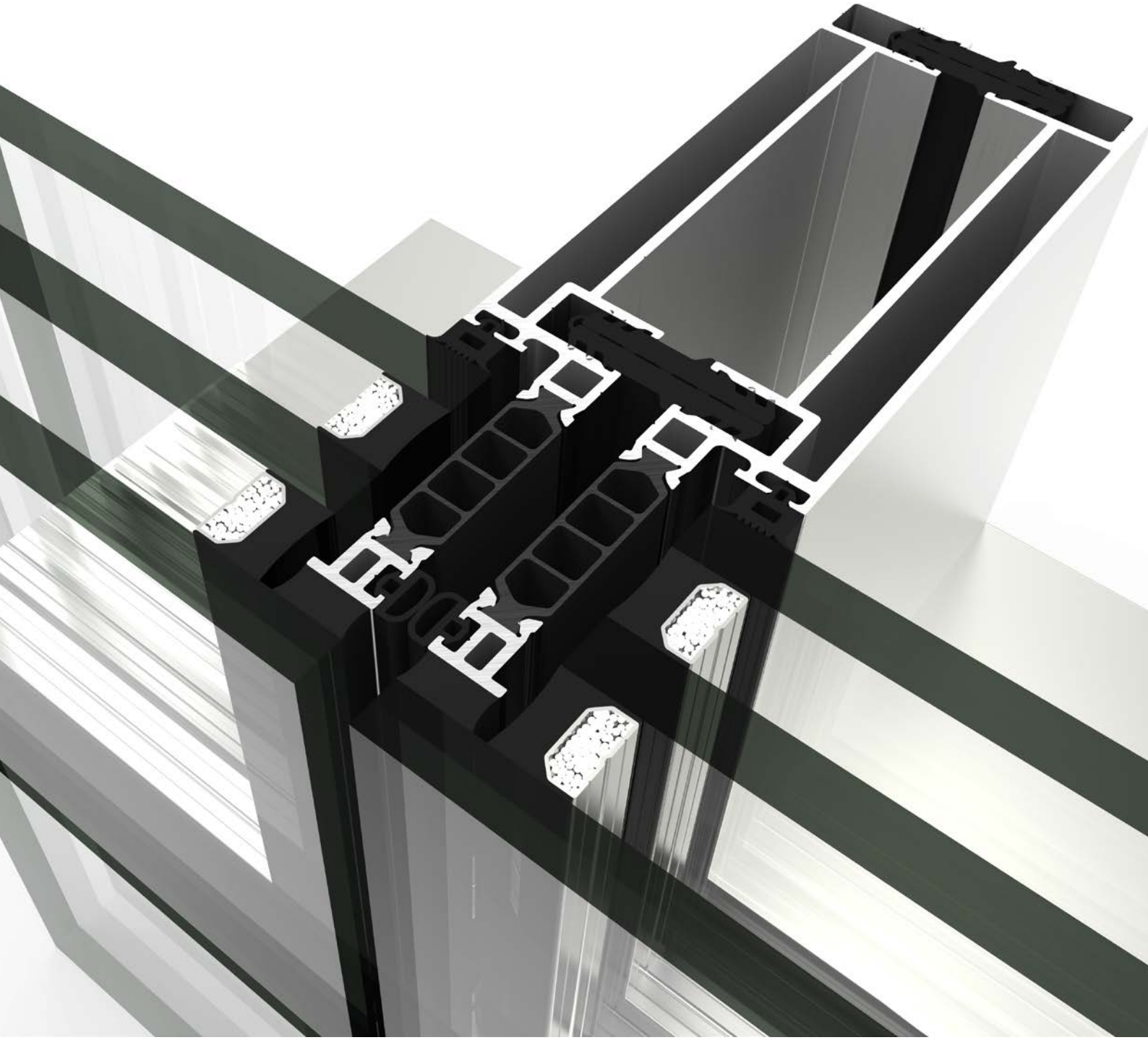

Fachada Modular / Unitized façade

› UNIT 66

Información general y posibilidades de apertura
General information and opening possibilities....4

1. Relación de perfiles / Profile list....11

2. Perfiles a escala / Profiles to scale....19

3. Relación de accesorios / Accessories list....61

4. Accesorios / Accessories....67

5. Nudos constructivos / Constructive sections....77

6. Acristalamiento / Glazing....109

7. Secciones de despiece / Cutting piece sections....135

8. Detalles de fabricación / Fabrication details....141

9.Mecanizados / Machining....195

10. Puesta en obra / Site installation....273

11. Recomendaciones de mantenimiento / Maintenance recommendations....281

CENTROS DE PRODUCCIÓN CORTIZO / CORTIZO PRODUCTION CENTRES

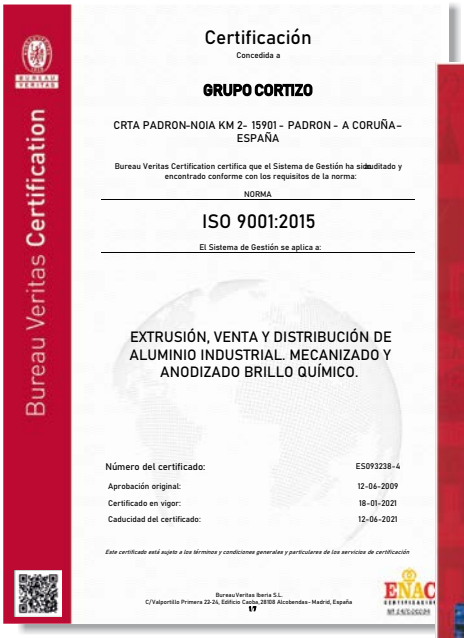

Bureau Veritas Certification

Certificación

Concedida a

GRUPO CORTIZO

CRTA PADRON-NOIA KM 2- 15901 - PADRON - A CORUÑA – ESPAÑA

Bureau Veritas Certification certifica que el Sistema de Gestión ha sido auditado y encontrado conforme con los requisitos de la norma:

NORMA

ISO 9001:2015

El Sistema de Gestión se aplica a:

EXTRUSIÓN, VENTA Y DISTRIBUCIÓN DE ALUMINIO INDUSTRIAL. MECANIZADO Y ANODIZADO BRILLO QUÍMICO.

Número del certificado:	ES093238-4
Aprobación original:	12-06-2009
Certificado en vigor:	18-01-2021
Caducidad del certificado:	12-06-2021

Este certificado está sujeto a los términos y condiciones generales y particulares de los servicios de certificación

Bureau Veritas Iberia S.L.
C/Valportillo Primera 22-24, Edificio Caoba, 28108 Alcobendas- Madrid, España

BUREAU VERITAS Certification

Certificación

Certification

Concedida a / Awarded to

ALUMINIOS CORTIZO SA

SEDE CENTRAL/ LUGAR EXTRAMUNDI, S/N, 15901, PADRÓN, LA CORUÑA
VER ANEXO / See Annex

Bureau Veritas Certification certifica que el Sistema de Gestión ha sido auditado y encontrado conforme con los requisitos de la norma:

Bureau Veritas Certification certifies that the Management System has been audited and found to be in accordance with the requirements of standard:

NORMA / STANDARD

OHSAS 18001:2007

El Sistema de Gestión se aplica a:
Scope of certification:

PRIMERA TRANSFORMACIÓN Y EL TRATAMIENTO DEL ALUMINIO Y PVC. COMERCIALIZACIÓN Y DISTRIBUCIÓN. CONSTRUCCIÓN DE NAVES INDUSTRIALES PROPIAS Y LAS REFORMAS DE LAS MISMAS.

FIRST TRANSFORMATION AND THE ALUMINIUM AND PVC FINISHING. THE TRADING AND THE DISTRIBUTION. OWN CONSTRUCTION AND REFURBISHMENT OF FACTORY PREMISES.

Número del Certificado / *Certificate Number*	ES092017-1	Director de Certificación / Certification Manager
Aprobación original / *Original approval date*	11/06/2015	
Certificado en vigor: / *Effective date:*	11/06/2018	
Caducidad del certificado: / *Certificate expiration date:*	12/03/2021	

Este certificado está sujeto a los términos y condiciones generales y particulares de los servicios de certificación
This certificate is valid subject to the general and specific terms and conditions of certification services

Entidad de Certificación / Certification Body: Bureau Veritas Iberia S.L.
C/ Valportillo Primera 22-24, Edificio Caoba, Pol. Ind. La Granja, 28108 Alcobendas – Madrid, Spain

Bureau Veritas Certification

Certificación

Concedida a

ALUMINIOS CORTIZO SA

LUGAR EXTRAMUNDI S/N– 15901 – PADRON – A CORUÑA – ESPAÑA

Bureau Veritas Certification certifica que el Sistema de Gestión ha sido auditado y encontrado conforme con los requisitos de la norma:

NORMA

ISO 14001:2015

El Sistema de Gestión se aplica a:

DISEÑO DE SISTEMAS DE ALUMINIO PARA ARQUITECTURA. PRIMERA TRANSFORMACIÓN Y TRATAMIENTO SUPERFICIAL DEL ALUMINIO. COMERCIALIZACIÓN Y DISTRIBUCIÓN DE PERFILES Y SISTEMAS DE ALUMINIO Y PVC. RECOGIDA, TRANSPORTE Y VALORIZACIÓN DE METALES.

Número del certificado:	ES111867-1
Aprobación original:	15-06-2017
Auditoría de certificación/renovación:	23-09-2020
Caducidad de ciclo anterior:	14-06-2020
Certificado en vigor:	18-01-2021
Caducidad del certificado:	14-06-2023

Este certificado está sujeto a los términos y condiciones generales y particulares de los servicios de certificación

Bureau Veritas Iberia S.L.
C/Valportillo Primera 22/24, Edificio Caoba, 28108 Alcobendas- Madrid, España

Autorización
para el uso de la marca de calidad

QUALITY LABEL FOR ANODISING
INTERNATIONAL
Qualanod
ARCHITECTURE

certifica que

ALUMINIOS CORTIZO, S.A.U.
Carretera Padrón a Noya, Km. 2
Extramundi, s/n
ES – 15901 Padrón (A Coruña)

Numero de licencia: 1027

está autorizada a utilizar la marca de calidad arriba indicada, de acuerdo con el Reglamento de Uso de la Marca de Calidad para ANODIZADO ARQUITECTÓNICO descrito en la vigente edición de las Directrices para la marca de calidad QUALANOD para el anodizado del aluminio en medio ácido sulfúrico (Edición 01.01.2021). El anodizado arquitectural es uno de los cuatro tipos de anodizado contemplados en las Especificaciones.

Fecha de emisión de la licencia:	**01.04.1992**
Periodo de validez de la licencia:	**hasta el 31.12.2021**

Zürich, 20 de noviembre de 2020

QUALANOD — INSTITUCIÓN DE CERTIFICACIÓN

Metin Yilmaz, Presidente — Monica Gerber, General Secretary

Mailing address: QUALANOD, P.O. Box, CH-8027 Zurich
Domicile: QUALANOD c/o ARCO Association Management AG (certification body) Tödistrasse 42, CH-8002 Zurich
Website: www.qualanod.net
E-Mail: info@qualanod.net // Phone: +41 (0)43 305 09 77 / 91



CERTIFICADO

para un **LACADOR**

QUALICOAT SEASIDE

autoriza mediante este documento a

ALUMINIOS CORTIZO, S.A.
Ctra. de Padrón a Noya, Km 2
Extramundi s/n
15901 Padrón (A Coruña)
Spain

a utilizar la Marca de Calidad conforme a lo dispuesto en la edición 2021 de las Especificaciones QUALICOAT, en vigor desde el 1 de enero de 2021

Nº de licencia:	**402**
Fecha de emisión:	**27.06.1988**
Válida hasta:	**31.12.2021**

Zurich, 1 de enero de 2021

QUALICOAT

Mohammed C. Panam, Presidente — Sue C. C. Paredi, Directora General

QUALICOAT | Tödistrasse 48, 8002 Zurich, Switzerland | www.qualicoat.net



CERTIFICATE

for a DECORATOR

QUALIDECO

hereby authorises

ALUMINIOS CORTIZO, S.A.
Crtra. de Padrón a Noya, Km. 2 - Extramundi s/n
15900 Padrón (A Coruña)
Spain

to use the quality label in conformity with the QUALIDECO Specifications 4th Edition valid from 1. October 2019

Licence No.:	ES-0014F
Date of Granting:	20.05.2010
Valid until:	31.12.2020

Zurich, 20 January 2020

QUALICOAT

Mohammed C. Panam, President — Sue C. C. Paredi, Managing Director

QUALICOAT | Tödistrasse 48, 8002 Zurich, Switzerland | www.qualicoat.net

Muestra ensayada por / Sample tested by
ALUMINIOS CORTIZO S.A.U.

CORTIZO
TECHNOLOGICAL CENTRE
CENTRO TECNOLÓGICO

Transmitancia / Transmittance

U_{cw} ≥ 0,6 (W/m²K)

Consultar tipología, dimensión y vidrio.
Consult typology, dimensions and glass.

ALEACIONES / Extrusion Alloy

6063 T-5 / 6063 T-6 / 6005 T-6

Aislamiento acústico / Accoustic insulation

Máximo acristalamiento Maximum glazing	**58 mm**
Longitud varilla poliamida Polyamide strip length	25 - 40 mm
Sección Vista Sight Line	66 - 76 mm

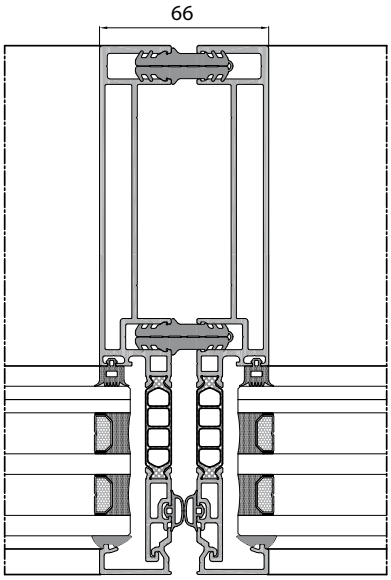

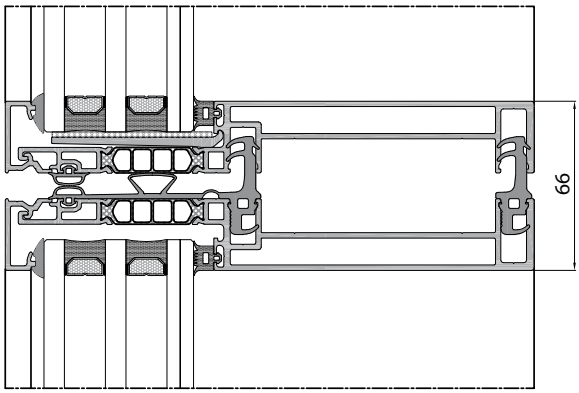

Categorías alcanzadas en banco de ensayos
Categories achieved at test centre

Permeabilidad al aire / Air permeability
(UNE-EN 12152): Clase / Class AE

Estanqueidad al agua / Water tightness
(UNE-EN 12154): Clase / Class RE1200

Resistencia al viento / Wind resistance
(UNE-EN 13116): APTO / COMPLIES

(Carga de diseño 2000 Pa / Design windload 2000 Pa)

(Carga de Seguridad 3000Pa / Security windload 3000 Pa)

Acabados / Finishes

Lacado colores (RAL, moteados y rugosos) /
Colour powder coating (RAL, mottled & rough)
According to Qualicoat Standard > 60 microns.

Lacado imitación madera / Wood effect powder coating
According to Qualicoat Standard.

Anodizado / Anodized
According to Ewwa Euras Standard Classe 15. Optionally Class 20 and 25.

Posibilidad bicolor / Optionally bicoloured

Posibilidades de apertura
Opening possibilities

Proyectante deslizante.
Proyectante paralela.

Top hung.
Parallel projecting.

Acristalamiento
Glazing

Versión ajunquillada.
Versión estructural.

Beaded version.
Structural glazing version.

Dimensiones máximas
Maximum dimensions

Ancho / Width (L) = 1500 mm

Alto / Height (H) = 3600 mm

Consultar peso y dimensiones máximas según tipología.
Consult maximum weight and dimensions in accordance to typology.

Peso máximo
Maximum weight

350 Kg.

Este documento no es válido sin los correspondientes informes de ensayo. Estos resultados sólo se refieren a las muestras ensayadas por ALUMINIOS CORTIZO S.A.U. en sus instalaciones de Padrón (A Coruña - España) y no indican una característica de constancia en la calidad de la producción.
This document is not valid without the corresponding test reports. These reports only refer to the samples tested by ALUMINIOS CORTIZO S.A.U. in their installations in Padrón (A Coruña - Spain) and do not indicate a constant characteristic in production quality.

FACHADA MODULAR UNIT 66
UNITIZED FAÇADE UNIT 66

1. RELACIÓN DE PERFILES
1. PROFILE LIST

IMPORTANTE
ALUMINIOS CORTIZO S.A.U. se reserva el derecho de modificar o eliminar cualquiera de sus perfiles, accesorios o juntas del sistema sin previo aviso. ALUMINIOS CORTIZO S.A.U. no se hace responsable de las posibles erratas tipográficas de este catálogo y recomienda encarecidamente al cliente que, antes de la formalización de cualquier pedido, verifique que las referencias aparecidas en el mismo son las correctas.

IMPORTANT
ALUMINIOS CORTIZO S.A.U. reserves the right to modify or remove any of its system profiles, accessories or gaskets without prior notification. ALUMINIOS CORTIZO S.A.U. will not be responsible for any possible typographical errors in this catalogue and strongly recommends to the client that, before formalising any order, to check that the references that appear in this catalogue are correct.

FACHADA MODULAR UNIT 66
Lista de perfiles

UNITIZED FAÇADE UNIT 66
Profile list

REFERENCIA REFERENCE	DISEÑO DESIGN	DESCRIPCIÓN DESCRIPTION	PESO WEIGHT (g/m)	SUPERF. SURFACE (dm^2/m)	PÁG PAG
COR-1717		Solape recto 17 mm 17 mm straight overlap	226,8	10,2	58
COR-7198		Cubrecanal C16 16 mm groove cover	86,4	3,55	53
COR-9401		Perfil conector hembra (10 mm) Female connector profile (10 mm)	723,6	17,68	58
COR-9701		Montante de 125 mm 125 mm mullion	2750,2	89,14	21
COR-9702		Montante de 125 mm extendido 125 mm extended mullion	2800,2	89,14	22
COR-9703		Montante de 150 mm 150 mm mullion	3079,6	100,5	23
COR-9704		Montante de 150 mm extendido 150 mm extended mullion	3129,6	100,5	24
COR-9705		Montante de 125 mm reforzado 125 mm reinforced mullion	3603,4	106,49	25
COR-9706		Montante de 125 mm reforzado extendido 125 mm reinforced extended mullion	3653,4	106,48	26
COR-9707		Montante de 150 mm reforzado 150 mm reinforced mullion	4202,8	121,19	27
COR-9708		Montante de 150 mm reforzado extendido 150 mm reinforced extended mullion	4252,8	121,19	28
COR-9710		Travesaño de 70 mm 70 mm transom	3125,2	106,54	39
COR-9711		Travesaño de 70 mm extendido 70 mm extended transom	3265,2	106,54	39
COR-9712		Travesaño de 70 mm H.I. 70 mm transom H.I.	3125,2	106,54	40

REFERENCIA REFERENCE	DISEÑO DESIGN	DESCRIPCIÓN DESCRIPTION	PESO WEIGHT (g/m)	SUPERF. SURFACE (dm^2/m)	PÁG PAG
COR-9713		Travesaño de 70 mm extendido H.I. 70 mm extended transom H.I.	3265,2	106,54	40
COR-9714		Travesaño de 125 mm 125 mm transom	3719,2	128,54	41
COR-9715		Travesaño de 125 mm extendido 125 mm extended transom	3859,2	128,54	41
COR-9716		Travesaño de 125 mm H.I. 125 mm transom H.I.	3719,2	128,54	42
COR-9717		Travesaño de 125 mm extendido H.I. 125 mm extended transom H.I.	3859,2	128,54	42
COR-9718		Travesaño de 150 mm 150 mm transom	3989,2	138,54	43
COR-9719		Travesaño de 150 mm extendido 150 mm extended transom	4129,2	138,54	43
COR-9720		Travesaño de 150 mm H.I. 150 mm transom H.I.	3989,2	138,54	44
COR-9721		Travesaño de 150 mm extendido H.I. 150 mm extended transom H.I.	4129,2	138,54	44
COR-9725		Calzo apoyavidrios Glazing support	577,8	14,15	53
COR-9726		Perfil de izado 125-150 mm 125-150 mm lifting profile	2095,2	21,1	53
COR-9730		Placa de anclaje Anchoring plate	6822,9	50,52	54
COR-9731		Gancho de anclaje Anchor hook	4185	38,56	55
COR-9732		Perfil conector anclaje Anchorage connector profile	3353,4	19,78	55

FACHADA MODULAR UNIT 66
Lista de perfiles

UNITIZED FAÇADE UNIT 66
Profile list

REFERENCIA REFERENCE	DISEÑO DESIGN	DESCRIPCIÓN DESCRIPTION	PESO WEIGHT (g/m)	SUPERF. SURFACE (dm^2/m)	PÁG PAG
COR-9735		Escuadra principal Main cleat	7416,9	60,79	56
COR-9736		Escuadra secundaria Secondary cleat	1328,4	19,63	57
COR-9740		Junquillo de 12 mm 12 mm glazing bead	326,7	132,55	58
COR-9747		Perfil conector macho (10 mm) Male connector profile (10 mm)	812,7	15,45	58
COR-9748		Perfil conector hembra (20 mm) Female connector profile (20 mm)	842,4	20,84	58
COR-9749		Perfil conector macho (20 mm) Male connector profile (20 mm)	880,2	16,6	59
COR-9750		Perfil unión en T T-joint profile	1425,6	33,15	59
COR-9751		Perfil de alineamiento Alignment profile	313,2	9,53	59
COR-9757		Perfil esquinero 125 mm Corner profile 125 mm	4063,5	130,77	29
COR-9758		Perfil esquinero 150 mm Corner profile 150 mm	4465,8	144,91	30
COR-9761		Presor esquina Pressure section	1274,4	39,98	51
COR-9762		Presor esquina extendido Extended pressure section	1514,7	45,87	51
COR-9763		Tapeta para esquina Corner cover	729	37,9	51
COR-9764		Tapeta para esquina extendida Extended corner cover	826,2	43,09	52

FACHADA MODULAR UNIT 66
Lista de perfiles

UNITIZED FAÇADE UNIT 66
Profile list

REFERENCIA REFERENCE	DISEÑO DESIGN	DESCRIPCIÓN DESCRIPTION	PESO WEIGHT (g/m)	SUPERF. SURFACE (dm^2/m)	PÁG PAG
COR-9766		Montante de 125 mm estructural 125 mm structural mullion	2582,8	81,87	31
COR-9767		Montante de 125 mm extendido estructural 125 mm extended structural mullion	2632,8	81,87	32
COR-9768		Montante de 150 mm estructural 150 mm structural mullion	2912,2	93,23	33
COR-9769		Montante de 150 mm extendido estructural 150 mm extended structural mullion	2962,2	93,23	34
COR-9770		Montante de 125 mm reforzado estructural 125 mm reinforced structural mullion	3436	99,22	35
COR-9771		Montante de 125 mm refrozado extendido estructural 125 mm reinforced extended structural mullion	3486	99,22	36
COR-9772		Montante de 150 mm reforzado estructural 150 mm reinforced structural mullion	4035,4	113,92	37
COR-9773		Montante de 150 mm reforzado extendido estructural 150 mm reinforced extended structural mullion	4085,4	113,92	38
COR-9784		Travesaño de 70 mm estructural 70 mm structural transom	2774,2	90,25	45
COR-9785		Travesaño de 70 mm extendido estructural 70 mm extended structural transom	2914,2	90,25	45
COR-9786		Travesaño de 70 mm estructural H.I. 70 mm structural transom H.I.	2774,2	90,25	46
COR-9787		Travesaño de 70 mm extendido estructural H.I. 70 mm extended structural transom H.I.	2914,2	90,25	46
COR-9788		Travesaño de 125 mm estructural 125 mm structural transom	3368,2	112,25	47
COR-9789		Travesaño de 125 mm extendido estructural 125 mm extended structural transom	3508,2	112,25	47

FACHADA MODULAR UNIT 66
Lista de perfiles

UNITIZED FAÇADE UNIT 66
Profile list

REFERENCIA REFERENCE	DISEÑO DESIGN	DESCRIPCIÓN DESCRIPTION	PESO WEIGHT (g/m)	SUPERF. SURFACE (dm^2/m)	PÁG PAG
COR-9790		Travesaño de 125 mm estructural H.I. 125 mm structural transom H.I.	3368,2	112,25	48
COR-9791		Travesaño de 125 mm extendido estructural H.I. 125 mm extended structural transom H.I.	3508,2	112,25	48
COR-9792		Travesaño de 150 mm estructural 150 mm structural transom	3638,2	122,25	49
COR-9793		Travesaño de 150 mm extendido estructural 150 mm extended structural transom	3778,2	122,25	49
COR-9794		Travesaño de 150 mm estructural H.I. 150 mm structural transom H.I.	3638,2	122,25	50
COR-9795		Travesaño de 150 mm extendido estructural H.I. 150 mm extebded structural transom H.I.	3778,2	122,25	50
COR-9840		Aislante apilable de 6 mm 6 mm stackable insulation	-	-	57
COR-9841		Aislante base de 12 mm 12 mm base insulation	-	-	57
COR-9842		Aislante apilable de 12 mm 12 mm stackable insulation	-	-	57
COR-9843		Aislante base de 30 mm 30 mm base insulation	-	-	57
COR-9844		Aislante apilable de 30 mm 30 mm stackable insulation	-	-	57
COR-9944		Reductor de galce de 6 mm 6 mm glazing space reducer	81	5,59	52
COR-9945		Reductor de galce de 12 mm 12 mm glazing space reducer	148,5	9,43	52
COR-9946		Reductor de galce de 18 mm 18 mm glazing space reducer	186,3	11,96	52

REFERENCIA REFERENCE	DISEÑO DESIGN	DESCRIPCIÓN DESCRIPTION	PESO WEIGHT (g/m)	SUPERF. SURFACE (dm^2/m)	PÁG PAG
COR-9947		Reductor de galce de 24 mm 24 mm glazing space reducer	226,8	16,28	53
COR-9948		Reductor de galce de 30 mm 30 mm glazing space reducer	291,6	18,34	53

FACHADA MODULAR UNIT 66
UNITIZED FAÇADE UNIT 66

2. PERFILES A ESCALA
2. PROFILES TO SCALE

IMPORTANTE
ALUMINIOS CORTIZO S.A.U. se reserva el derecho de modificar o eliminar cualquiera de sus perfiles, accesorios o juntas del sistema sin previo aviso. ALUMINIOS CORTIZO S.A.U. no se hace responsable de las posibles erratas tipográficas de este catálogo y recomienda encarecidamente al cliente que, antes de la formalización de cualquier pedido, verifique que las referencias aparecidas en el mismo son las correctas.

IMPORTANT
ALUMINIOS CORTIZO S.A.U. reserves the right to modify or remove any of its system profiles, accessories or gaskets without prior notification. ALUMINIOS CORTIZO S.A.U. will not be responsible for any possible typographical errors in this catalogue and strongly recommends to the client that, before formalising any order, to check that the references that appear in this catalogue are correct.

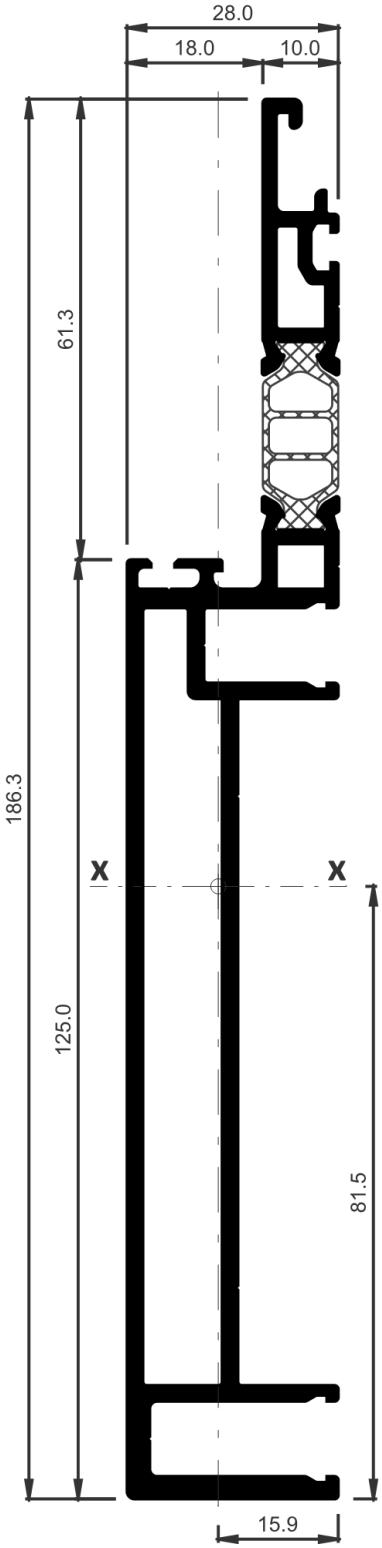

COR-9701	
Descripción Description	Montante de 125 mm 125 mm mullion
Peso Weight **(g/m)**	2750,2
Superficie Surface **(dm^2/m)**	89,14
Ix (cm^4)	274,94
Iy (cm^4)	7,09
Escuadra principal Main cleat	399701
Escuadra secundaria Secondary cleat	399703

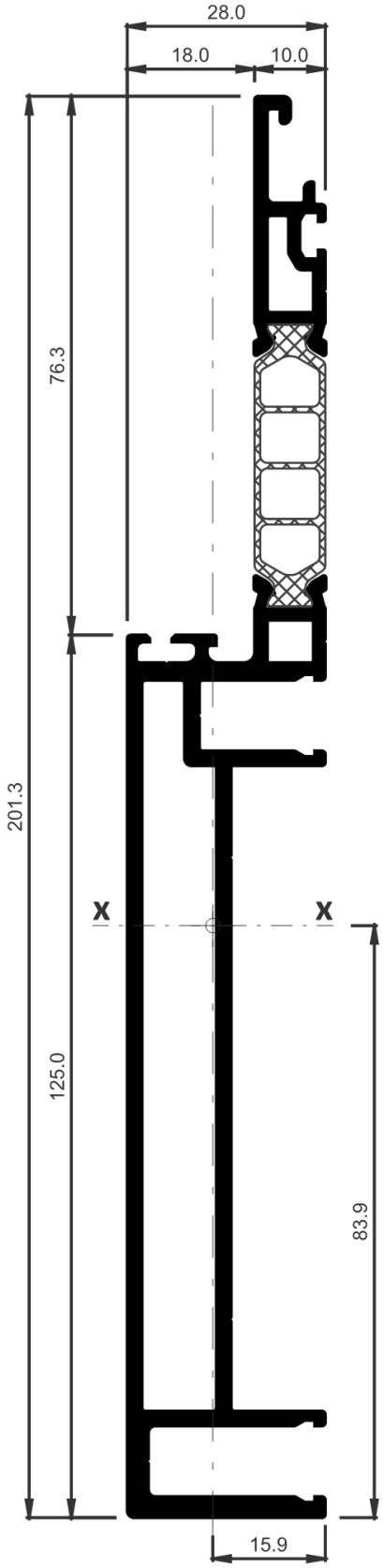

COR-9702	
Descripción Description	Montante de 125 mm extendido 125 mm extended mullion
Peso Weight **(g/m)**	2800,2
Superficie Surface **(dm^2/m)**	89,14
Ix (cm^4)	314,05
Iy (cm^4)	7,09
Escuadra principal Main cleat	399701
Escuadra secundaria Secondary cleat	399703

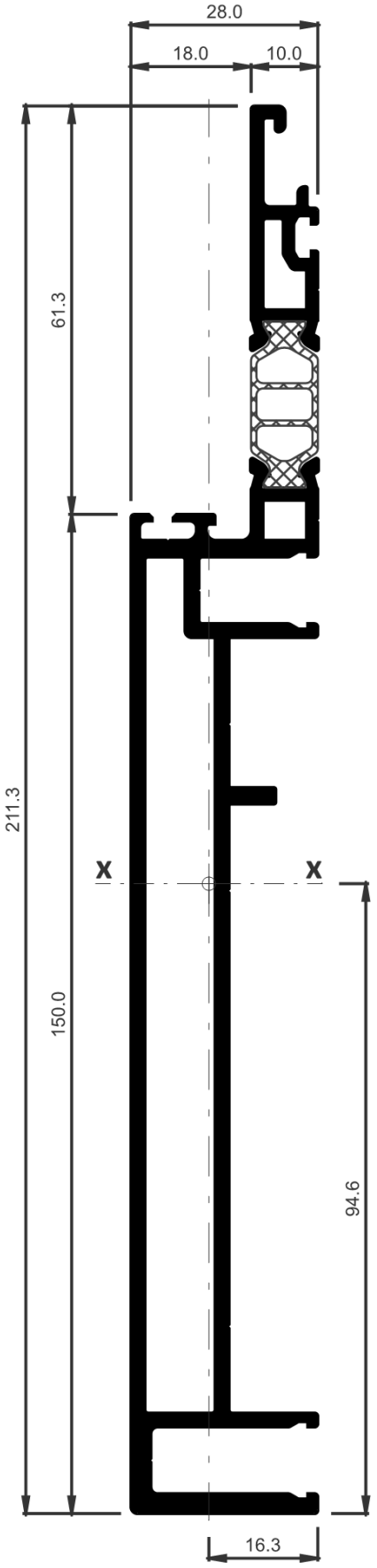

COR-9703	
Descripción Description	Montante de 150 mm 150 mm mullion
Peso Weight **(g/m)**	3079,6
Superficie Surface **(dm^2/m)**	100,5
Ix (cm^4)	399,88
Iy (cm^4)	7,81
Escuadra principal Main cleat	399702
Escuadra secundaria Secondary cleat	399703

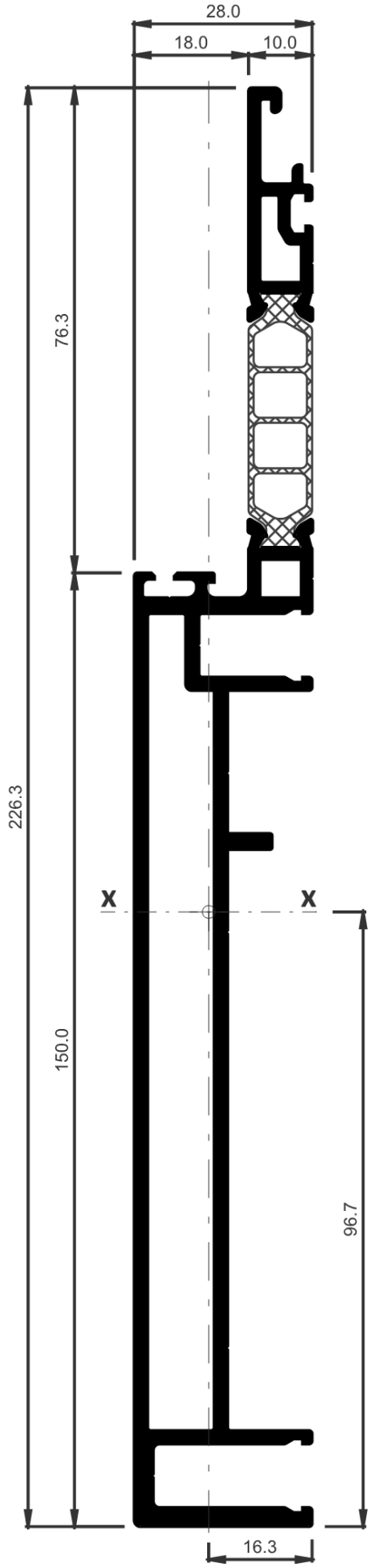

COR-9704	
Descripción Description	Montante de 150 mm extendido 150 mm extended mullion
Peso Weight **(g/m)**	3129,6
Superficie Surface **(dm^2/m)**	100,5
Ix (cm^4)	444,18
Iy (cm^4)	7,81
Escuadra principal Main cleat	399702
Escuadra secundaria Secondary cleat	399703

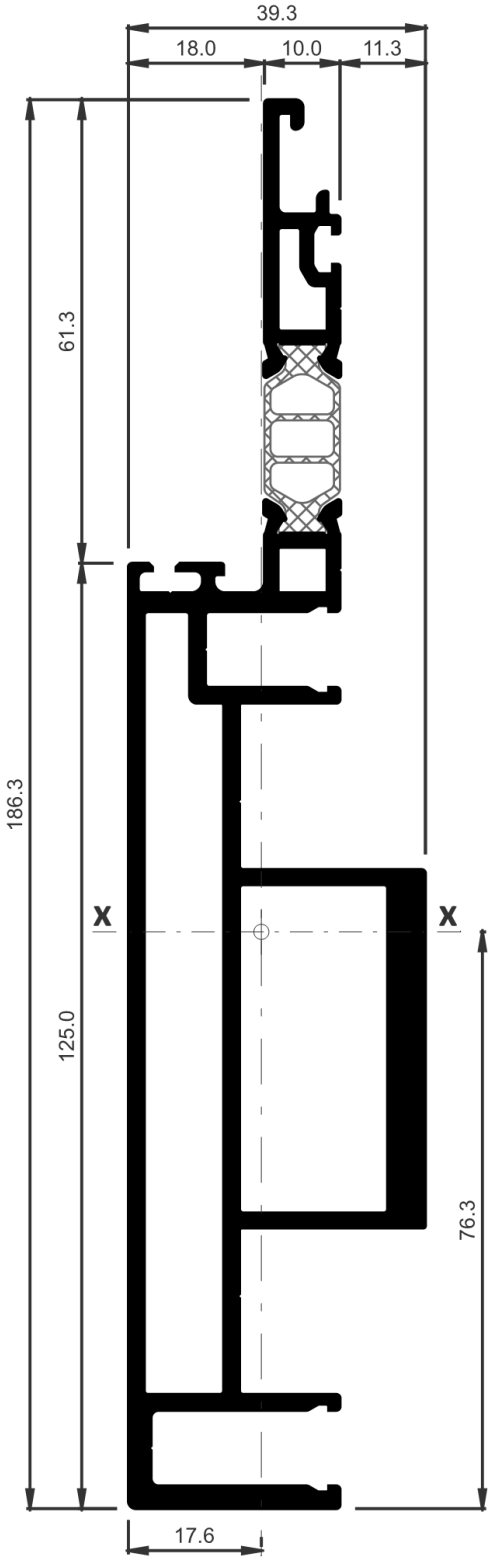

COR-9705	
Descripción Description	Montante de 125 mm reforzado 125 mm reinforced mullion
Peso Weight **(g/m)**	3603,4
Superficie Surface **(dm^2/m)**	106,49
Ix (cm^4)	293,54
Iy (cm^4)	19,31
Escuadra principal Main cleat	399701
Escuadra secundaria Secondary cleat	399703
Observaciones Observations	CONSULTAR DISPONIBILIDAD CHECK AVAILABILITY

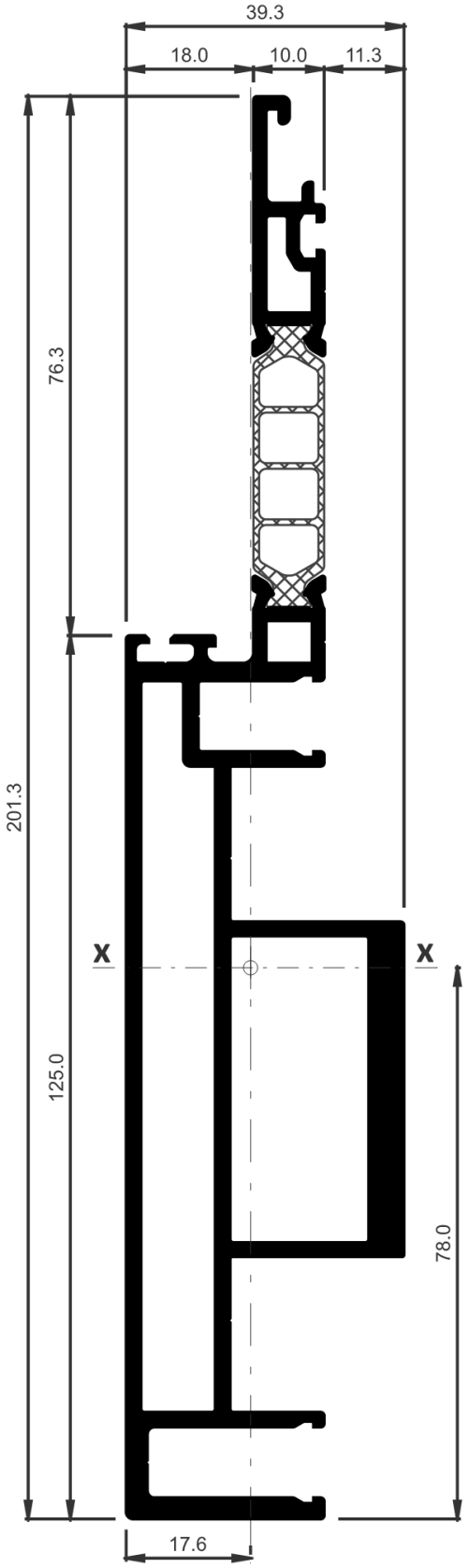

COR-9706	
Descripción Description	Montante de 125 mm reforzado extendido 125 mm reinforced extended mullion
Peso Weight **(g/m)**	3653,4
Superficie Surface **(dm^2/m)**	106,48
Ix (cm^4)	335,04
Iy (cm^4)	19,31
Escuadra principal Main cleat	399701
Escuadra secundaria Secondary cleat	399703
Observaciones Observations	CONSULTAR DISPONIBILIDAD CHECK AVAILABILITY

FACHADA MODULAR UNIT 66
Perfiles a escala

UNITIZED FAÇADE UNIT 66
Profiles to scale

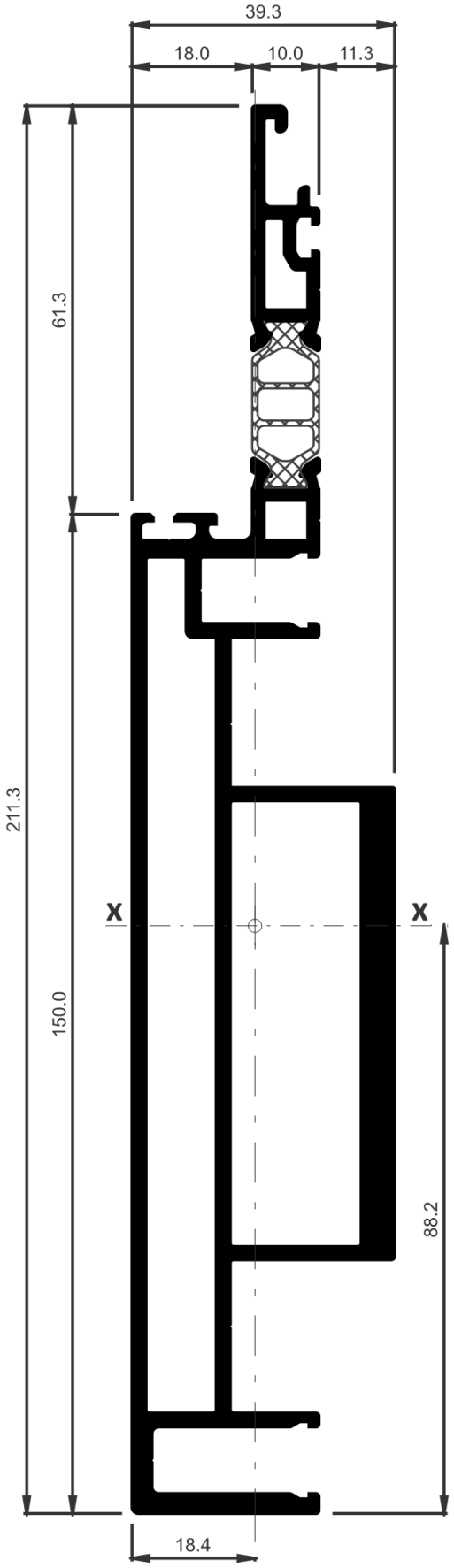

COR-9707	
Descripción Description	Montante de 150 mm reforzado 150 mm reinforced mullion
Peso Weight **(g/m)**	4202,8
Superficie Surface **(dm^2/m)**	121,19
Ix (cm^4)	437
Iy (cm^4)	25,1
Escuadra principal Main cleat	399702
Escuadra secundaria Secondary cleat	399703
Observaciones Observations	CONSULTAR DISPONIBILIDAD CHECK AVAILABILITY

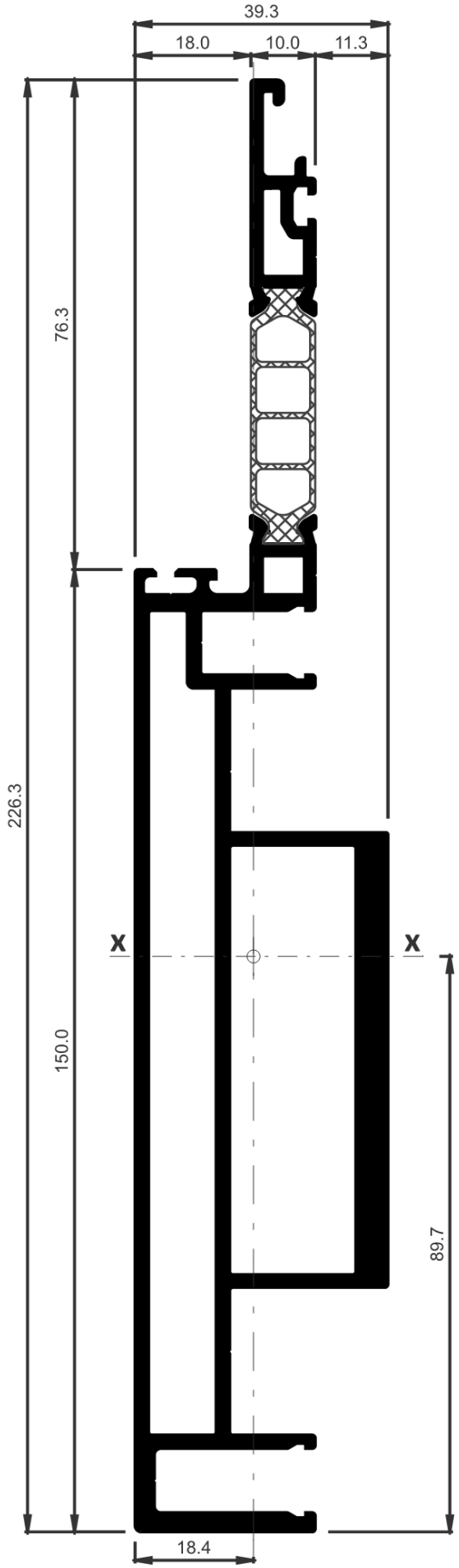

COR-9708	
Descripción Description	Montante de 150 mm reforzado extendido 150 mm reinforced extended mullion
Peso Weight **(g/m)**	4252,8
Superficie Surface **(dm^2/m)**	121,19
Ix (cm^4)	484,16
Iy (cm^4)	25,1
Escuadra principal Main cleat	399702
Escuadra secundaria Secondary cleat	399703
Observaciones Observations	CONSULTAR DISPONIBILIDAD CHECK AVAILABILITY

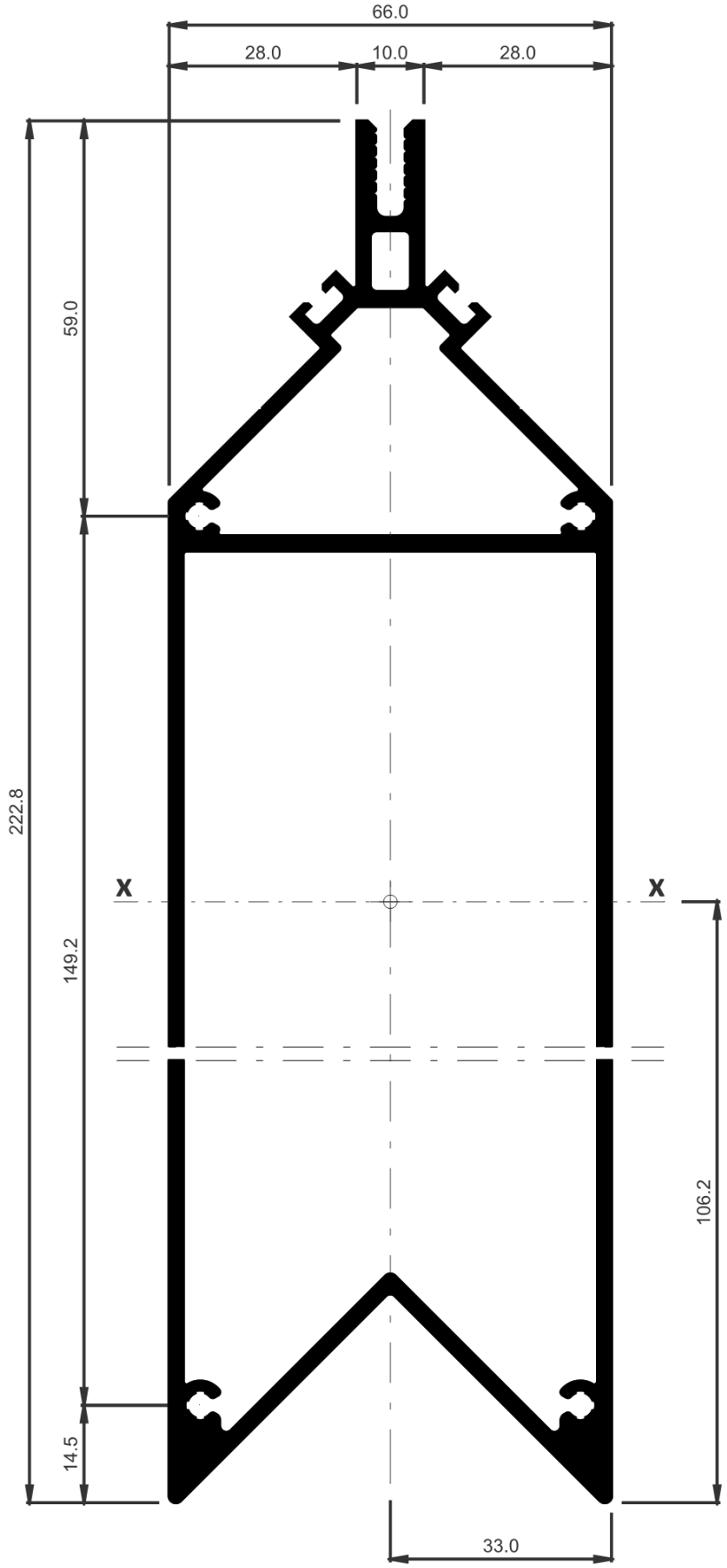

COR-9757	
Descripción Description	Perfil esquinero 125 mm Corner profile 125 mm
Peso Weight **(g/m)**	4063,5
Superficie Surface **(dm^2/m)**	130,77
Ix (cm^4)	765,99
Iy (cm^4)	98,09
Observaciones Observations	CONSULTAR DISPONIBILIDAD CHECK AVAILABILITY

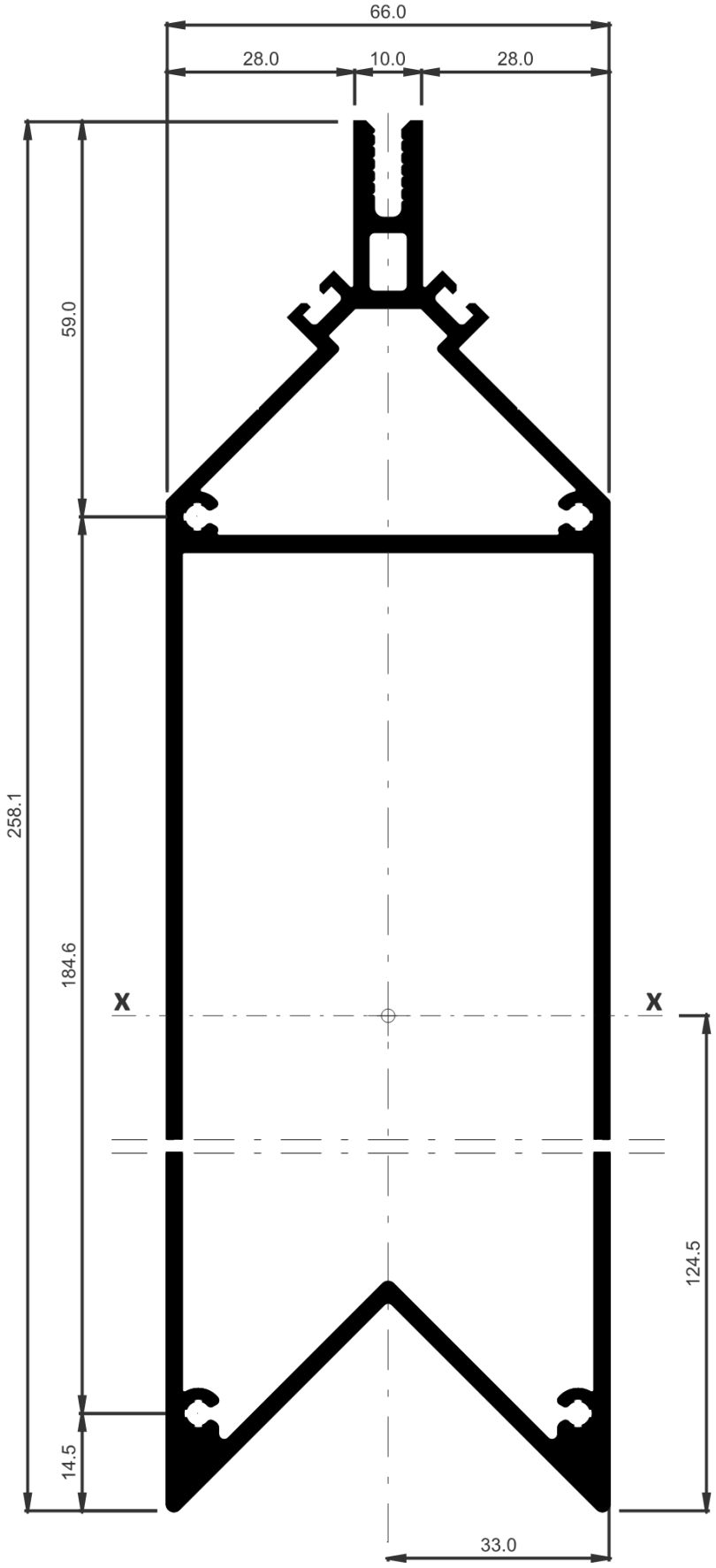

COR-9758	
Descripción Description	Perfil esquinero 150 mm Corner profile 150 mm
Peso Weight **(g/m)**	4465,8
Superficie Surface **(dm^2/m)**	144,91
Ix (cm^4)	1158,63
Iy (cm^4)	113,25
Observaciones Observations	CONSULTAR DISPONIBILIDAD CHECK AVAILABILITY

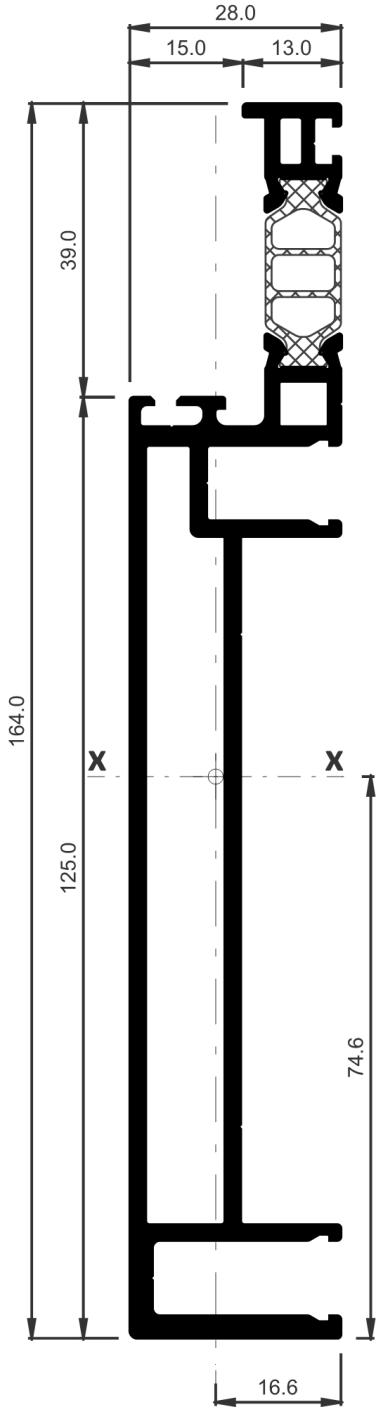

COR-9766	
Descripción Description	Montante de 125 mm estructural 125 mm structural mullion
Peso Weight **(g/m)**	2582,8
Superficie Surface **(dm^2/m)**	81,87
Ix (cm^4)	213,62
Iy (cm^4)	6,39
Escuadra principal Main cleat	399701
Escuadra secundaria Secondary cleat	399703
Observaciones Observations	CONSULTAR DISPONIBILIDAD CHECK AVAILABILITY

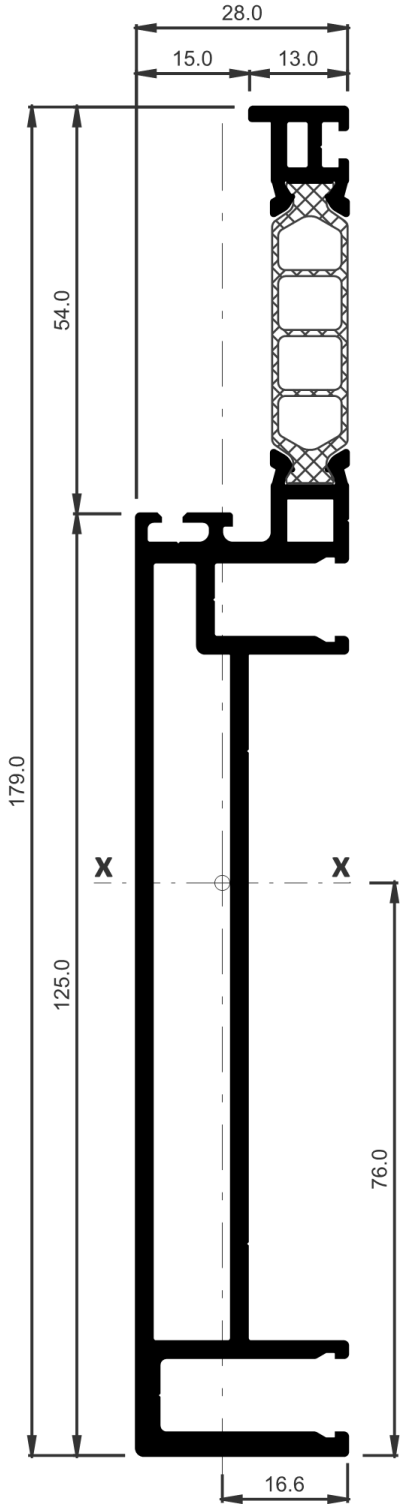

COR-9767	
Descripción Description	Montante de 125 mm extendido estructural 125 mm extended structural mullion
Peso Weight **(g/m)**	2632,8
Superficie Surface **(dm^2/m)**	81,87
Ix (cm^4)	235,32
Iy (cm^4)	6,39
Escuadra principal Main cleat	399701
Escuadra secundaria Secondary cleat	399703
Observaciones Observations	CONSULTAR DISPONIBILIDAD CHECK AVAILABILITY

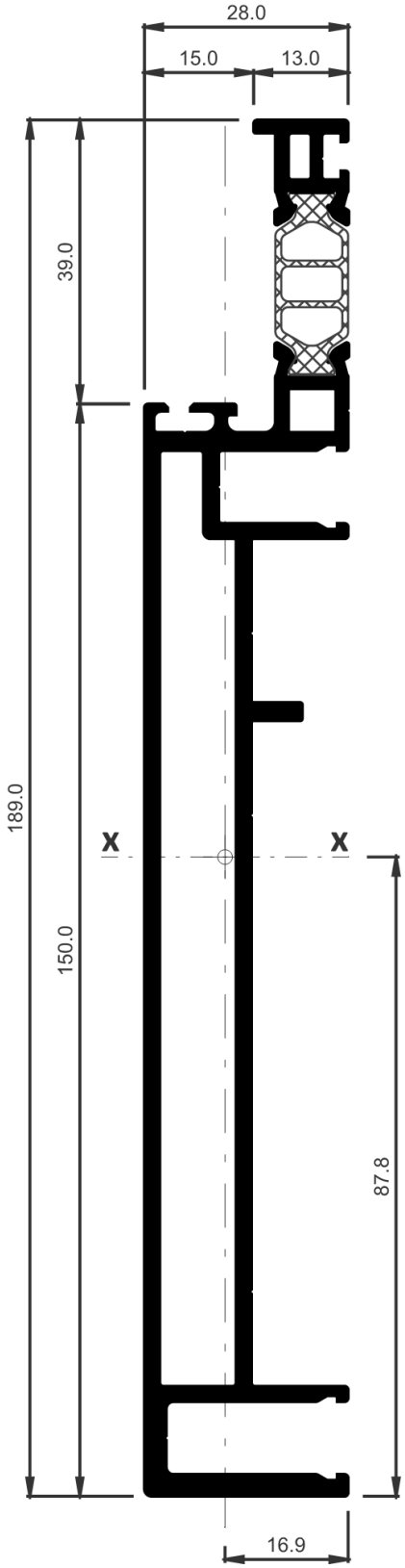

COR-9768	
Descripción Description	Montante de 150 mm estructural 150 mm structural mullion
Peso Weight **(g/m)**	2912,2
Superficie Surface **(dm^2/m)**	93,23
Ix (cm^4)	322,92
Iy (cm^4)	7,06
Escuadra principal Main cleat	399702
Escuadra secundaria Secondary cleat	399703
Observaciones Observations	CONSULTAR DISPONIBILIDAD CHECK AVAILABILITY

FACHADA MODULAR UNIT 66
Perfiles a escala

UNITIZED FAÇADE UNIT 66
Profiles to scale

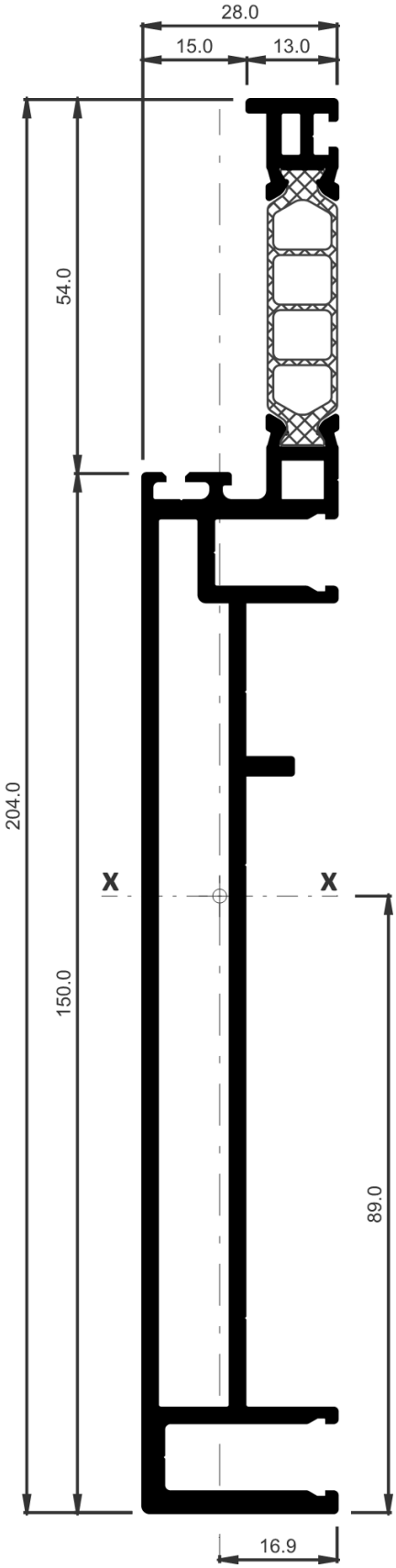

COR-9769	
Descripción Description	Montante de 150 mm extendido estructural 150 mm extended structural mullion
Peso Weight **(g/m)**	2962,2
Superficie Surface **(dm^2/m)**	93,23
Ix (cm^4)	347,49
Iy (cm^4)	7,06
Escuadra principal Main cleat	399702
Escuadra secundaria Secondary cleat	399703
Observaciones Observations	CONSULTAR DISPONIBILIDAD CHECK AVAILABILITY

FACHADA MODULAR UNIT 66
Perfiles a escala

UNITIZED FAÇADE UNIT 66
Profiles to scale

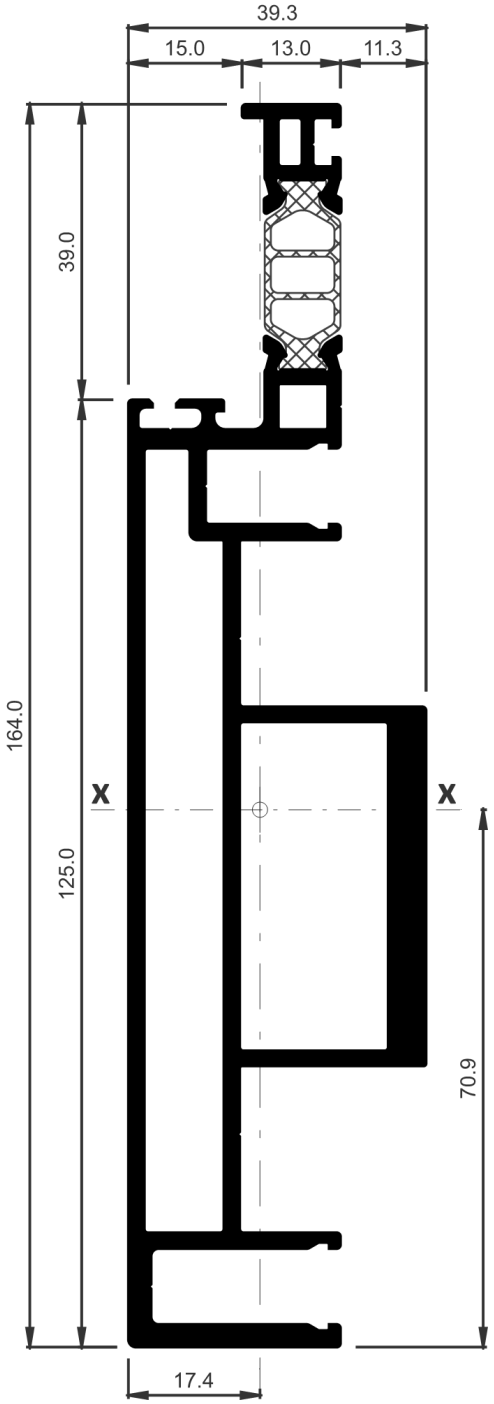

COR-9770	
Descripción Description	Montante de 125 mm reforzado estructural 125 mm reinforced structural mullion
Peso Weight **(g/m)**	3436
Superficie Surface **(dm^2/m)**	99,22
Ix (cm^4)	226,5
Iy (cm^4)	19,13
Escuadra principal Main cleat	399701
Escuadra secundaria Secondary cleat	399703
Observaciones Observations	CONSULTAR DISPONIBILIDAD CHECK AVAILABILITY

FACHADA MODULAR UNIT 66
Perfiles a escala

UNITIZED FAÇADE UNIT 66
Profiles to scale

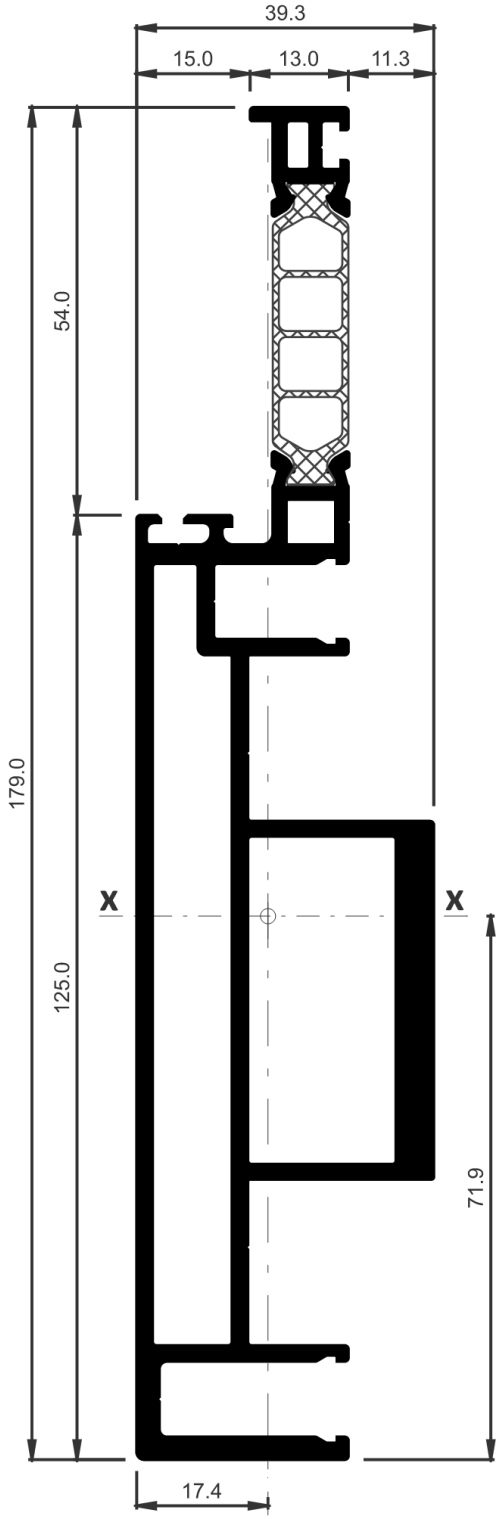

COR-9771	
Descripción Description	Montante de 125 mm refrozado extendido estructural 125 mm reinforced extended structural mullion
Peso Weight **(g/m)**	3486
Superficie Surface **(dm^2/m)**	99,22
Ix (cm^4)	249,14
Iy (cm^4)	19,13
Escuadra principal Main cleat	399701
Escuadra secundaria Secondary cleat	399703
Observaciones Observations	CONSULTAR DISPONIBILIDAD CHECK AVAILABILITY

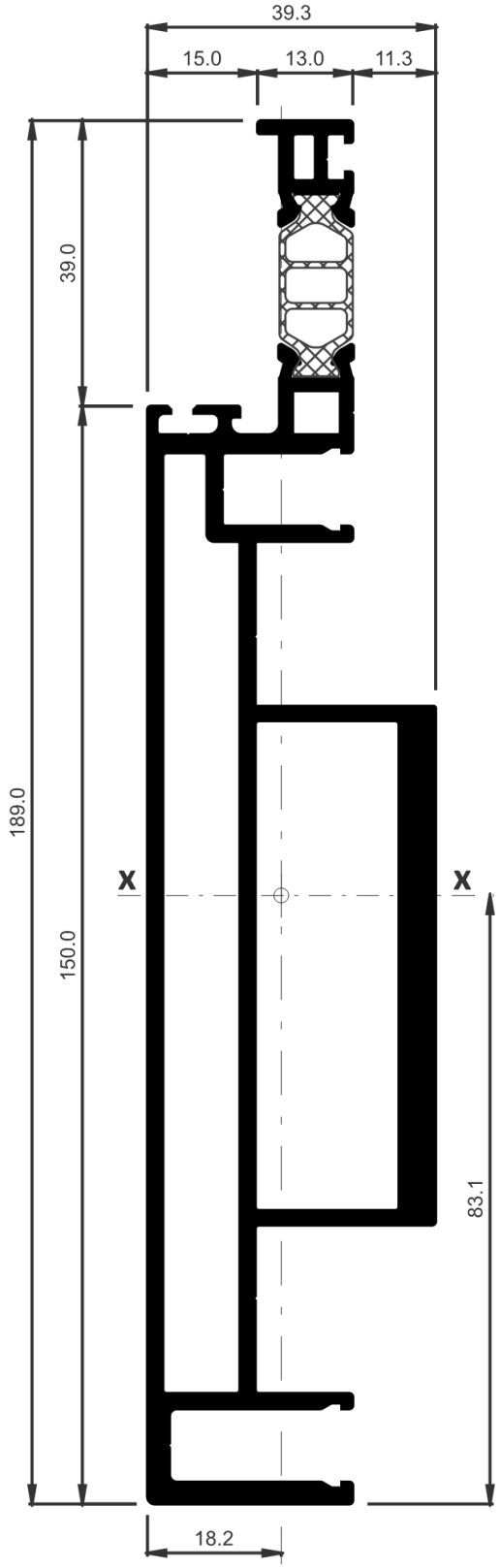

COR-9772	
Descripción Description	Montante de 150 mm reforzado estructural 150 mm reinforced structural mullion
Peso Weight **(g/m)**	4035,4
Superficie Surface **(dm^2/m)**	113,92
Ix (cm^4)	352,14
Iy (cm^4)	24,96
Escuadra principal Main cleat	399702
Escuadra secundaria Secondary cleat	399703
Observaciones Observations	CONSULTAR DISPONIBILIDAD CHECK AVAILABILITY

FACHADA MODULAR UNIT 66
Perfiles a escala

UNITIZED FAÇADE UNIT 66
Profiles to scale

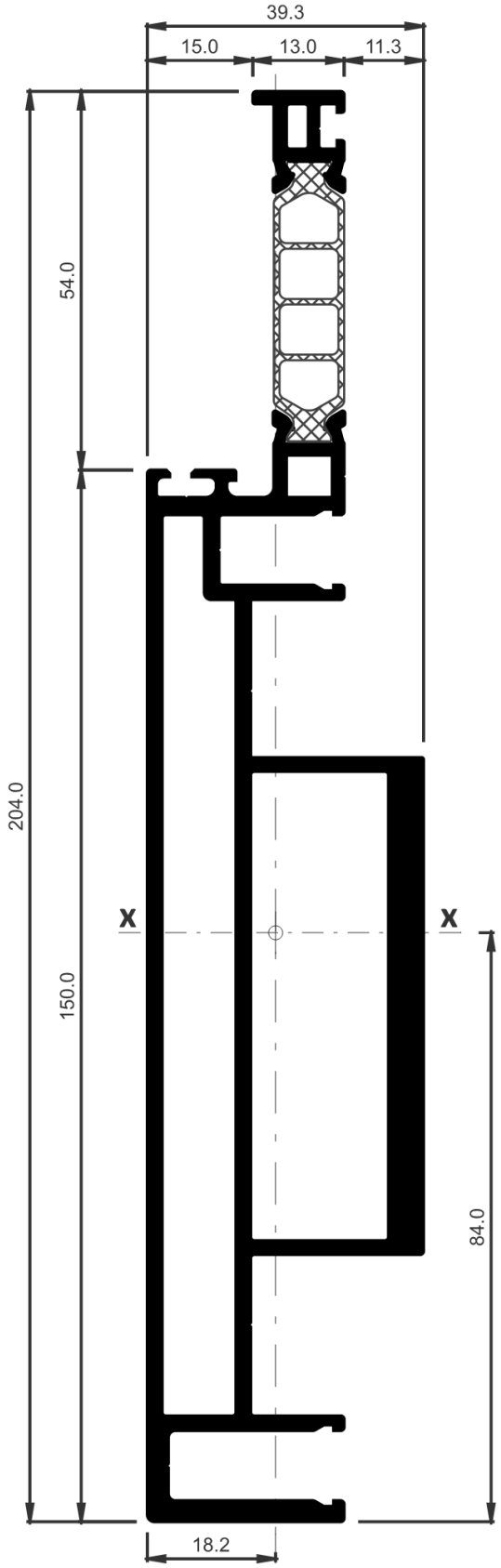

COR-9773	
Descripción Description	Montante de 150 mm reforzado extendido estructural 150 mm reinforced extended structural mullion
Peso Weight **(g/m)**	4085,4
Superficie Surface **(dm^2/m)**	113,92
Ix (cm^4)	377,87
Iy (cm^4)	24,96
Escuadra principal Main cleat	399702
Escuadra secundaria Secondary cleat	399703
Observaciones Observations	CONSULTAR DISPONIBILIDAD CHECK AVAILABILITY

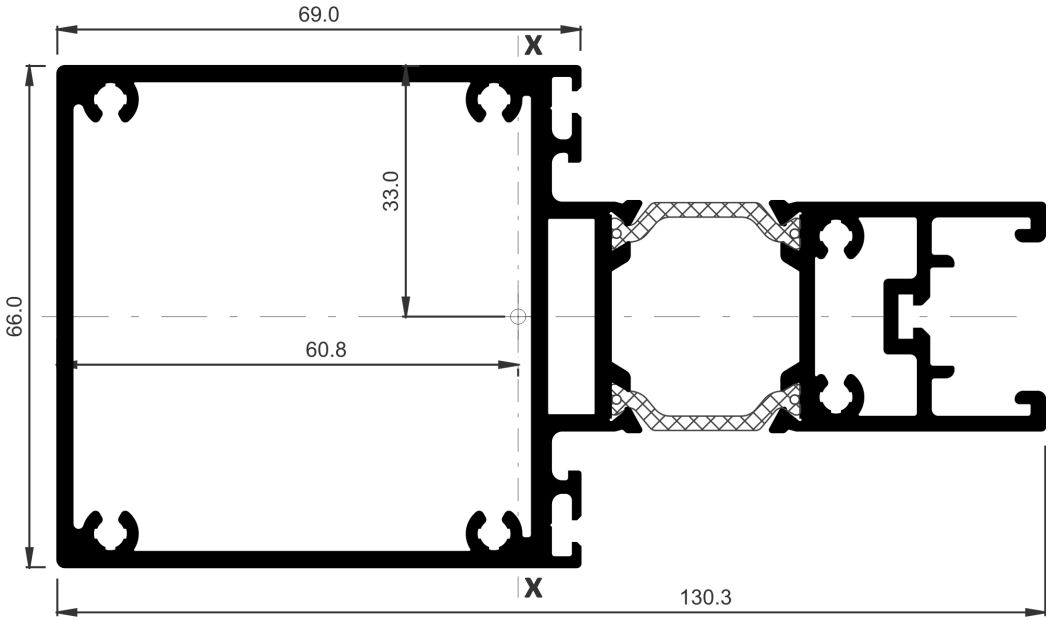

COR-9710	
Descripción Description	Travesaño de 70 mm 70 mm transom
Peso Weight **(g/m)**	3125,2
Superficie Surface **(dm²/m)**	106,54
Ix (cm⁴)	167,86
Iy (cm⁴)	50,6
Observaciones Observations	CONSULTAR DISPONIBILIDAD CHECK AVAILABILITY

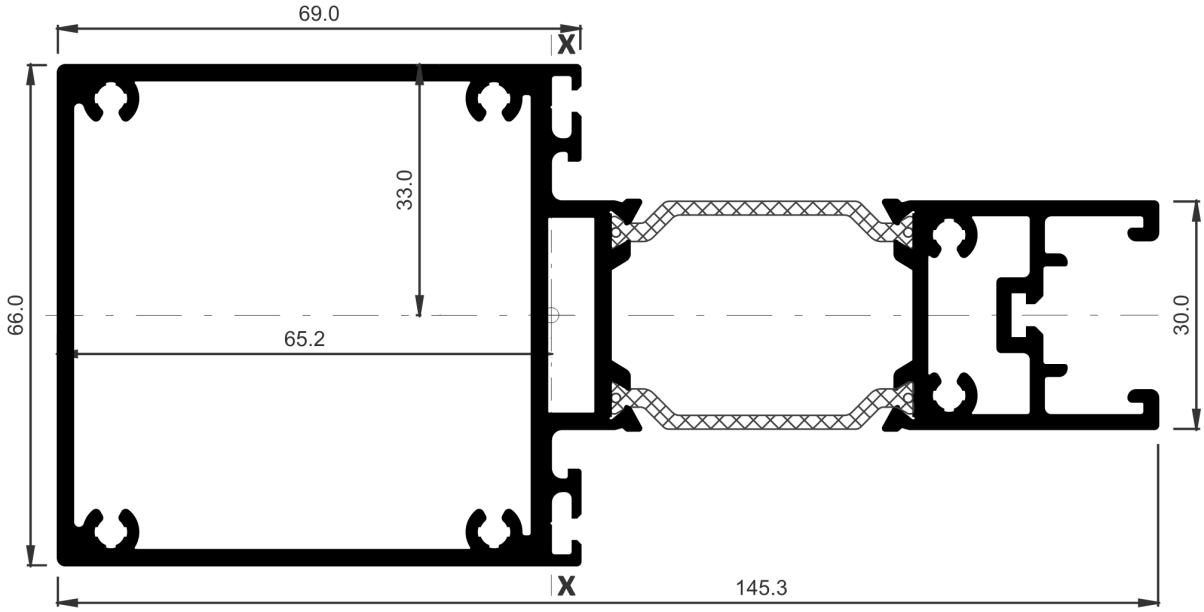

COR-9711	
Descripción Description	Travesaño de 70 mm extendido 70 mm extended transom
Peso Weight **(g/m)**	3265,2
Superficie Surface **(dm²/m)**	106,54
Ix (cm⁴)	219,03
Iy (cm⁴)	50,6
Observaciones Observations	CONSULTAR DISPONIBILIDAD CHECK AVAILABILITY

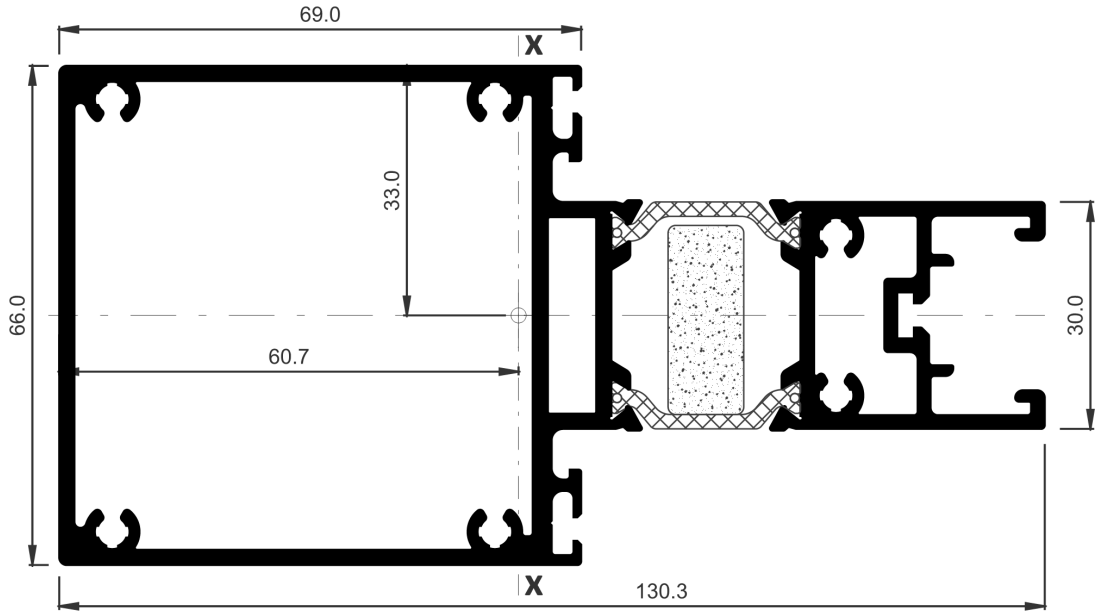

COR-9712	
Descripción Description	Travesaño de 70 mm H.I. 70 mm transom H.I.
Peso Weight **(g/m)**	3125,2
Superficie Surface **(dm^2/m)**	106,54
Ix (cm^4)	167,86
Iy (cm^4)	50,6
Observaciones Observations	CONSULTAR DISPONIBILIDAD CHECK AVAILABILITY

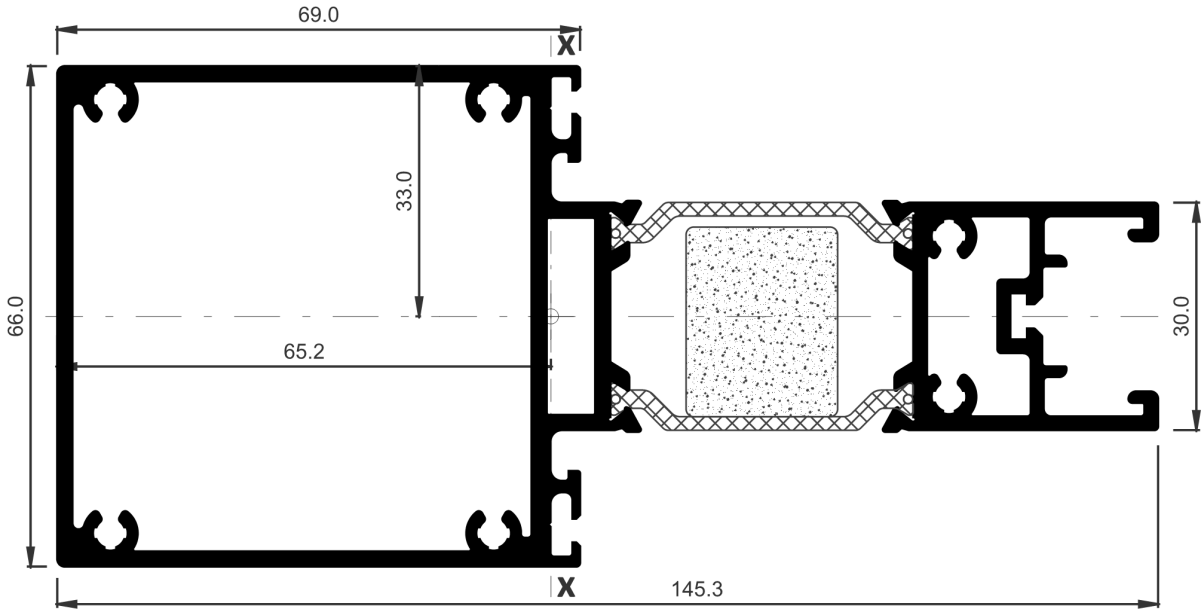

COR-9713	
Descripción Description	Travesaño de 70 mm extendido H.I. 70 mm extended transom H.I.
Peso Weight **(g/m)**	3265,2
Superficie Surface **(dm^2/m)**	106,54
Ix (cm^4)	219,03
Iy (cm^4)	50,6
Observaciones Observations	CONSULTAR DISPONIBILIDAD CHECK AVAILABILITY

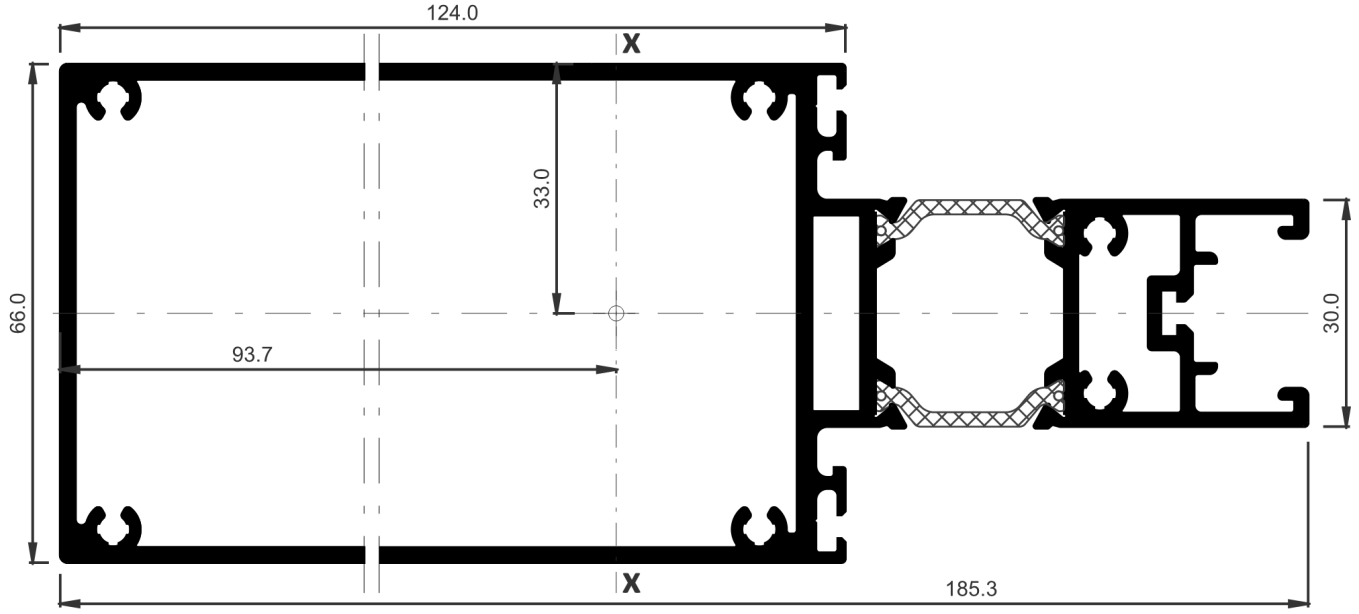

COR-9714	
Descripción Description	Travesaño de 125 mm 125 mm transom
Peso Weight **(g/m)**	3719,2
Superficie Surface **(dm²/m)**	128,54
Ix (cm⁴)	440,51
Iy (cm⁴)	73,13

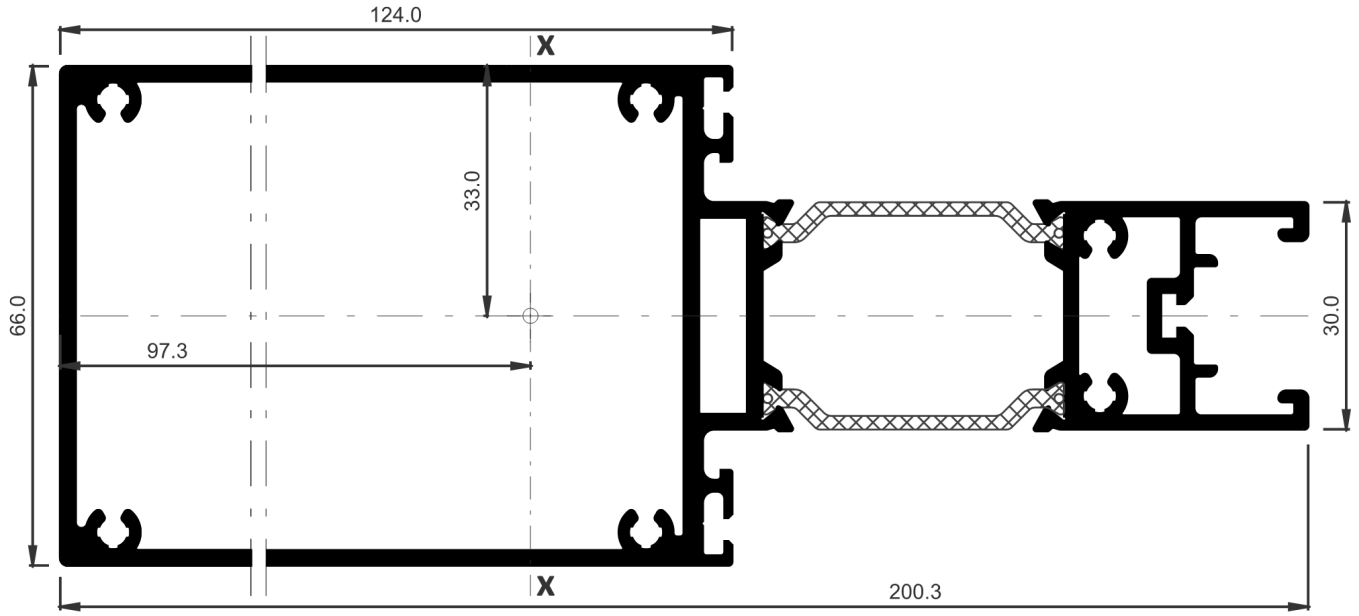

COR-9715	
Descripción Description	Travesaño de 125 mm extendido 125 mm extended transom
Peso Weight **(g/m)**	3859,2
Superficie Surface **(dm²/m)**	128,54
Ix (cm⁴)	512,89
Iy (cm⁴)	73,13

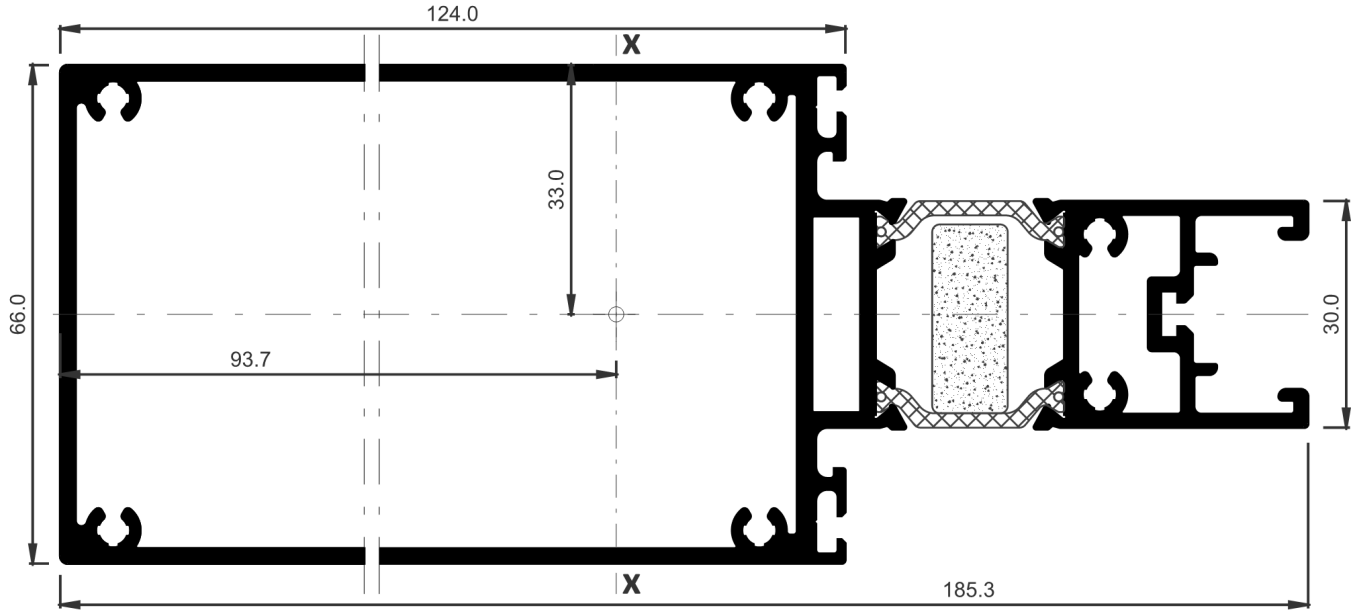

COR-9716	
Descripción Description	Travesaño de 125 mm H.I. 125 mm transom H.I.
Peso Weight **(g/m)**	3719,2
Superficie Surface **(dm²/m)**	128,54
Ix (cm⁴)	440,51
Iy (cm⁴)	73,13
Observaciones Observations	CONSULTAR DISPONIBILIDAD CHECK AVAILABILITY

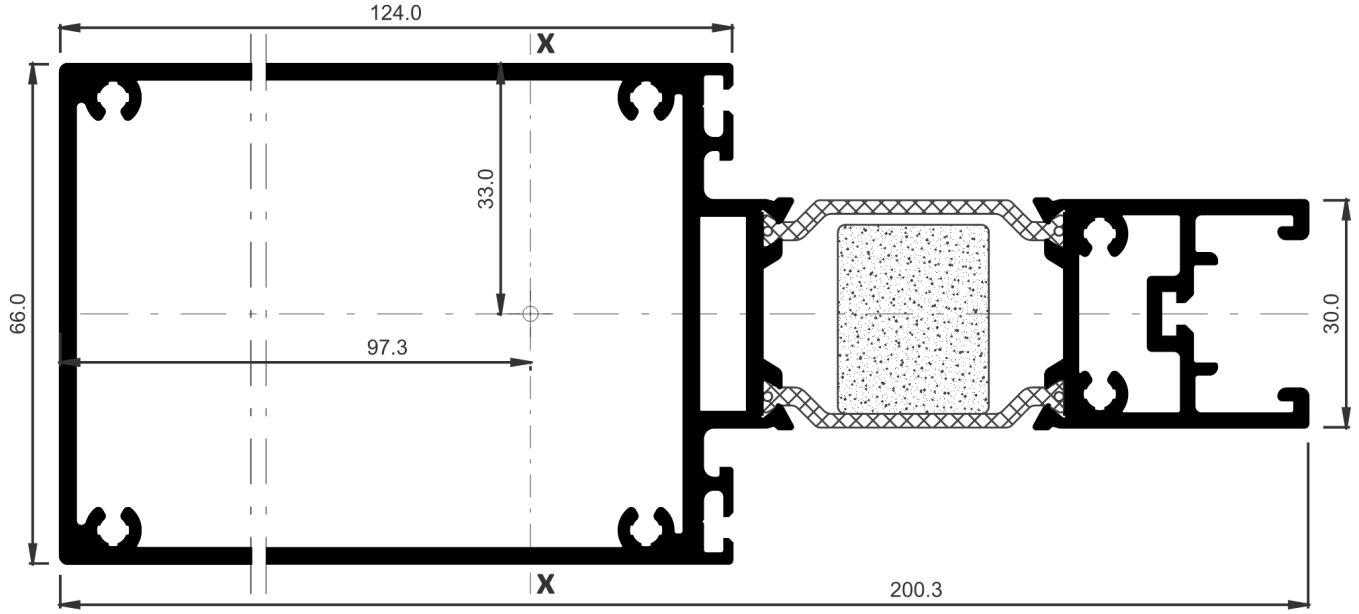

COR-9717	
Descripción Description	Travesaño de 125 mm extendido H.I. 125 mm extended transom H.I.
Peso Weight **(g/m)**	3859,2
Superficie Surface **(dm²/m)**	128,54
Ix (cm⁴)	512,89
Iy (cm⁴)	73,13
Observaciones Observations	CONSULTAR DISPONIBILIDAD CHECK AVAILABILITY

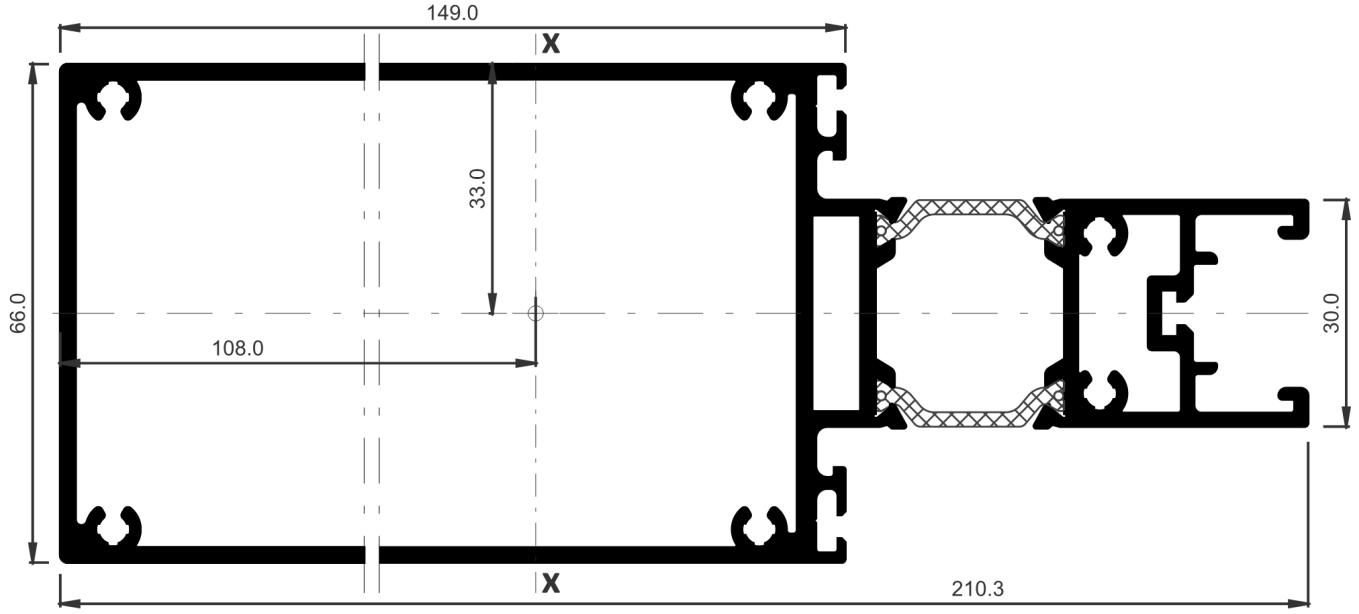

COR-9718	
Descripción Description	Travesaño de 150 mm 150 mm transom
Peso Weight **(g/m)**	3989,2
Superficie Surface **(dm²/m)**	138,54
Ix (cm⁴)	625,35
Iy (cm⁴)	83,37

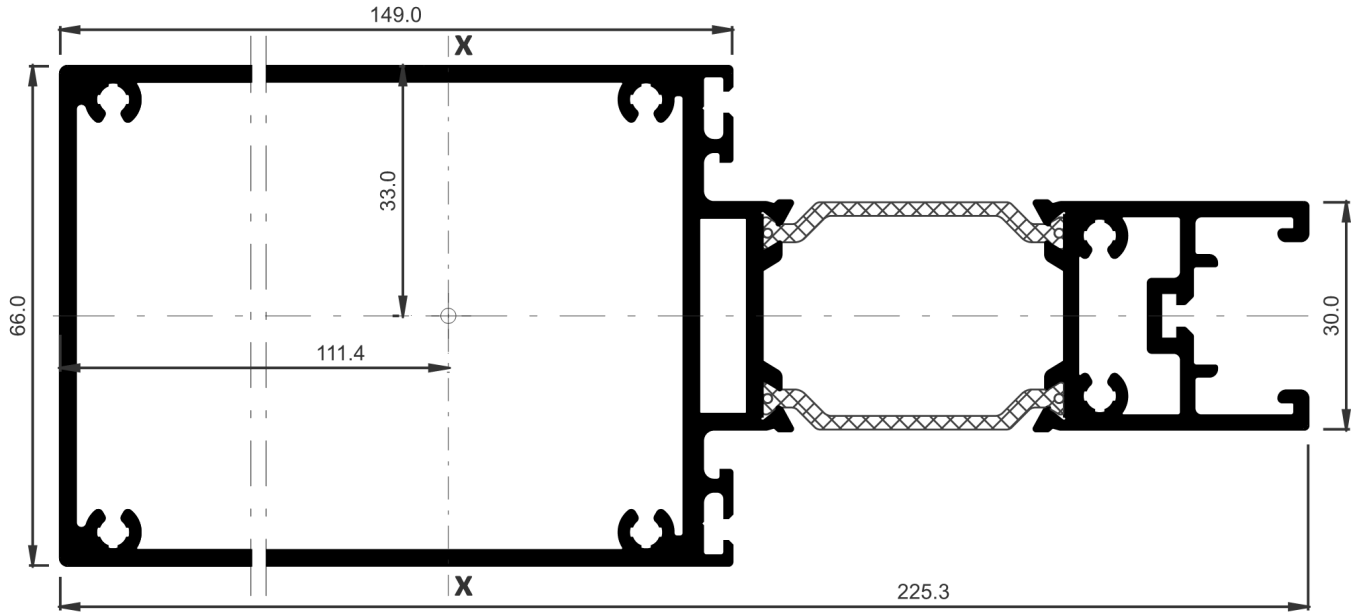

COR-9719	
Descripción Description	Travesaño de 150 mm extendido 150 mm extended transom
Peso Weight **(g/m)**	4129,2
Superficie Surface **(dm²/m)**	138,54
Ix (cm⁴)	707,85
Iy (cm⁴)	83,37

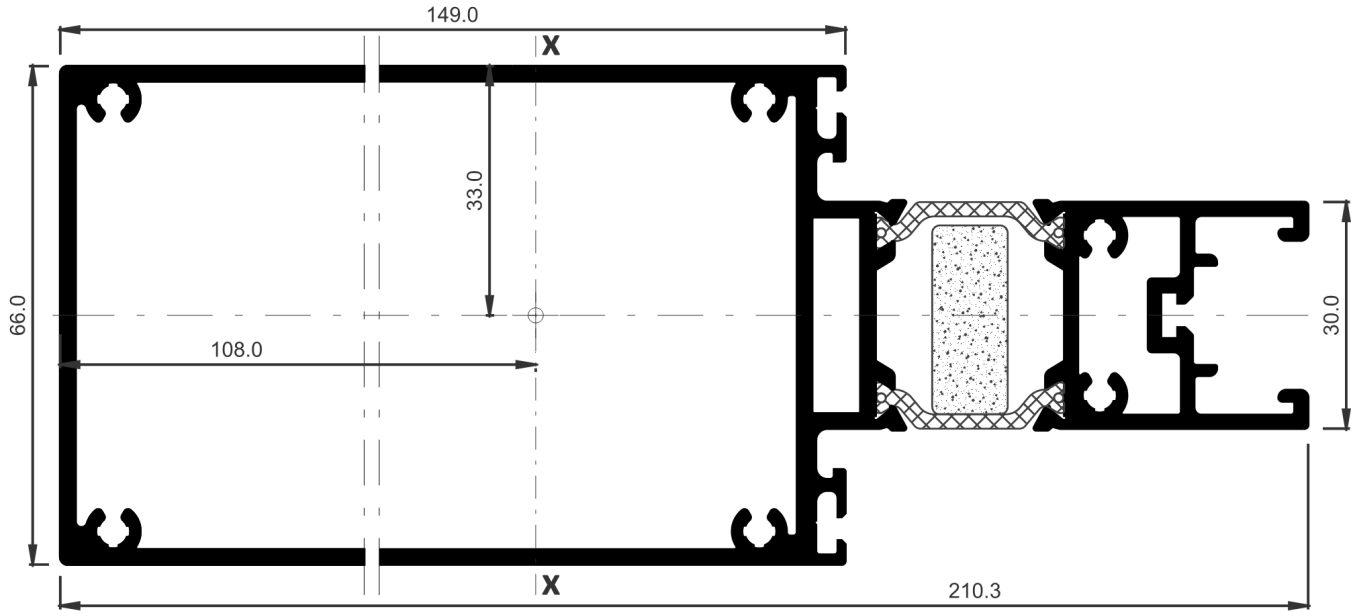

COR-9720	
Descripción Description	Travesaño de 150 mm H.I. 150 mm transom H.I.
Peso Weight **(g/m)**	3989,2
Superficie Surface **(dm^2/m)**	138,54
Ix (cm^4)	625,35
Iy (cm^4)	83,37
Observaciones Observations	CONSULTAR DISPONIBILIDAD CHECK AVAILABILITY

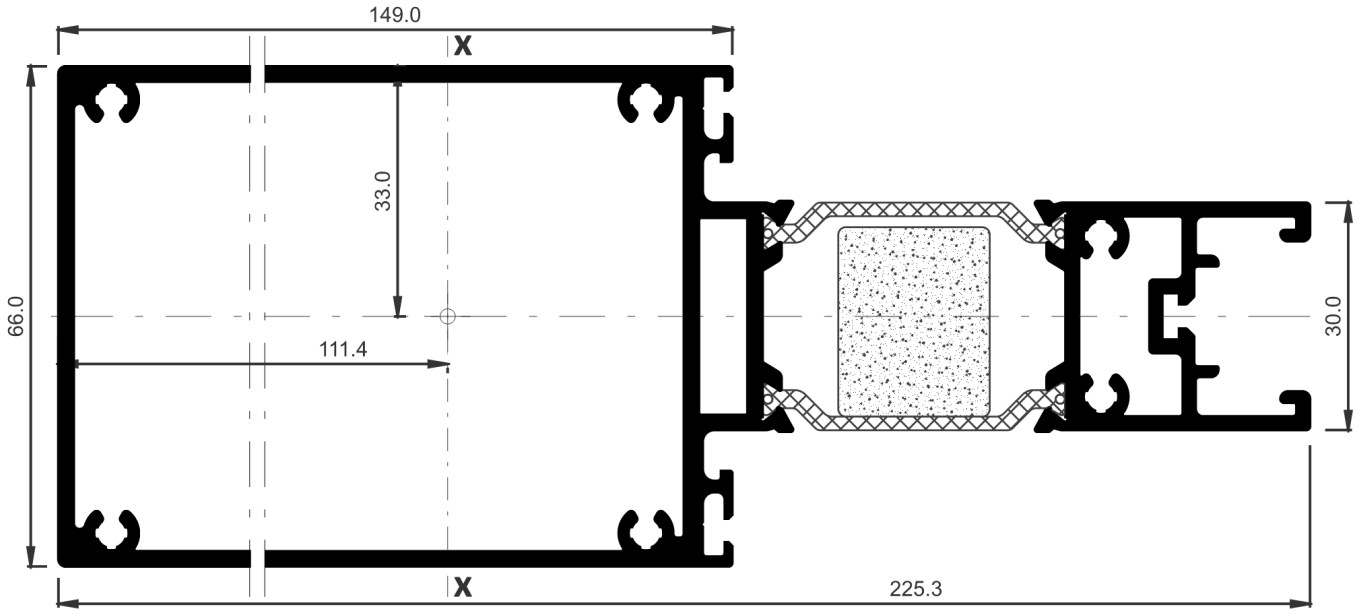

COR-9721	
Descripción Description	Travesaño de 150 mm extendido H.I. 150 mm extended transom H.I.
Peso Weight **(g/m)**	4129,2
Superficie Surface **(dm^2/m)**	138,54
Ix (cm^4)	707,85
Iy (cm^4)	83,37
Observaciones Observations	CONSULTAR DISPONIBILIDAD CHECK AVAILABILITY

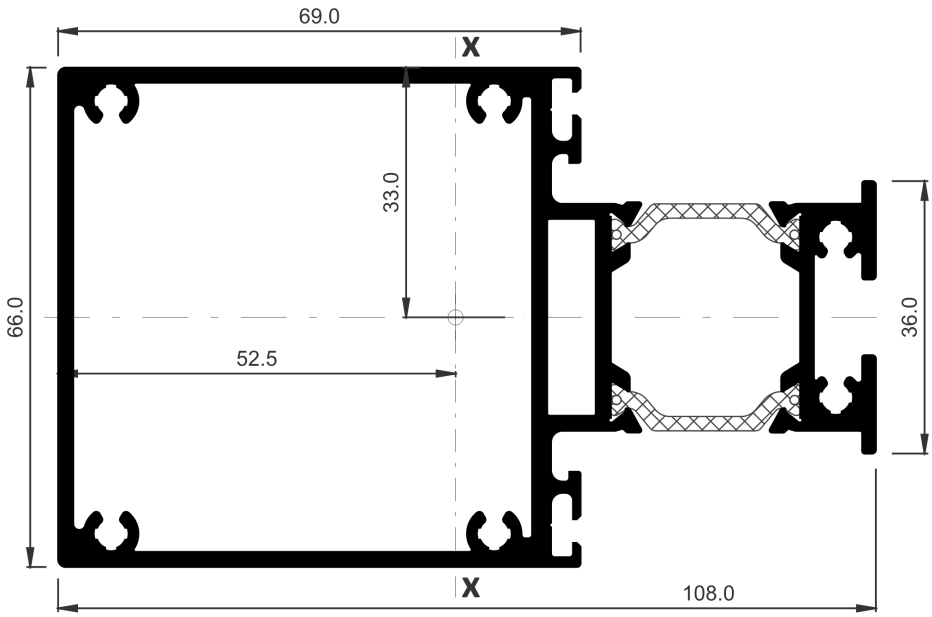

COR-9784	
Descripción Description	Travesaño de 70 mm estructural 70 mm structural transom
Peso Weight **(g/m)**	2774,2
Superficie Surface **(dm²/m)**	90,25
Ix (cm⁴)	114,18
Iy (cm⁴)	49
Observaciones Observations	CONSULTAR DISPONIBILIDAD CHECK AVAILABILITY

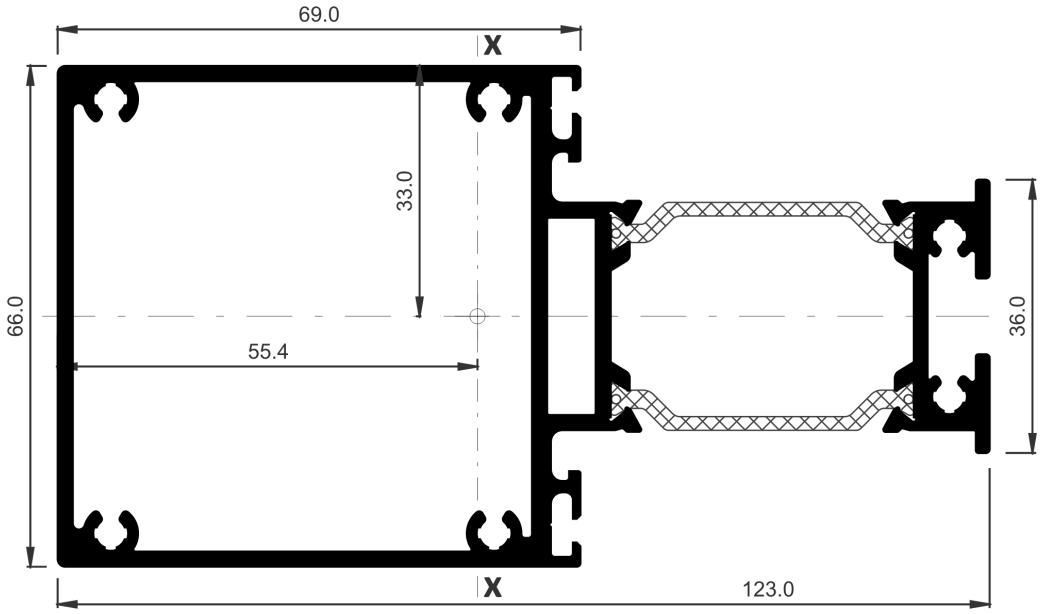

COR-9785	
Descripción Description	Travesaño de 70 mm extendido estructural 70 mm extended structural transom
Peso Weight **(g/m)**	2914,2
Superficie Surface **(dm²/m)**	90,25
Ix (cm⁴)	144,73
Iy (cm⁴)	49
Observaciones Observations	CONSULTAR DISPONIBILIDAD CHECK AVAILABILITY

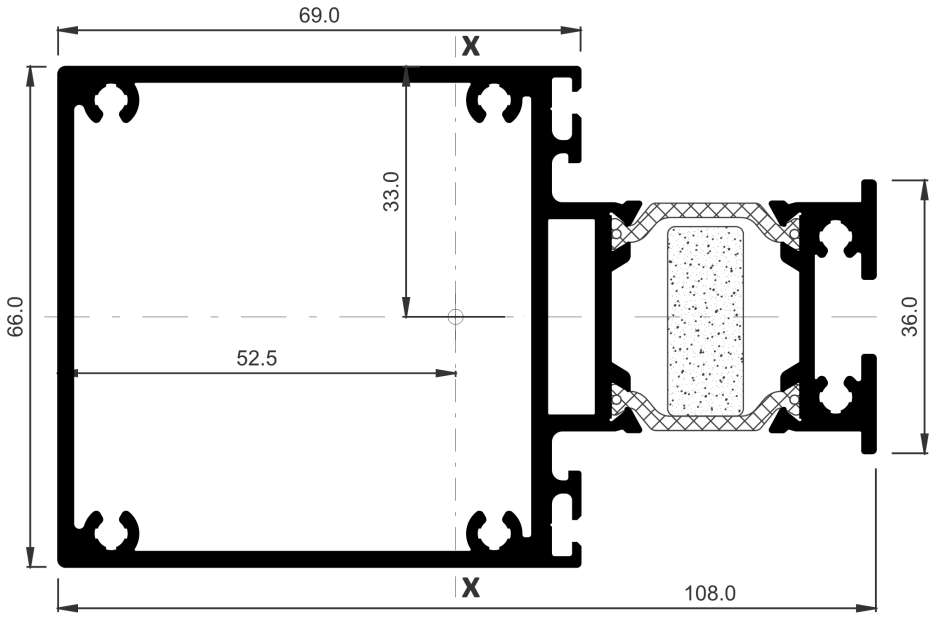

COR-9786	
Descripción Description	Travesaño de 70 mm estructural H.I. 70 mm structural transom H.I.
Peso Weight **(g/m)**	2774,2
Superficie Surface **(dm²/m)**	90,25
Ix (cm⁴)	114,18
Iy (cm⁴)	49
Observaciones Observations	CONSULTAR DISPONIBILIDAD CHECK AVAILABILITY

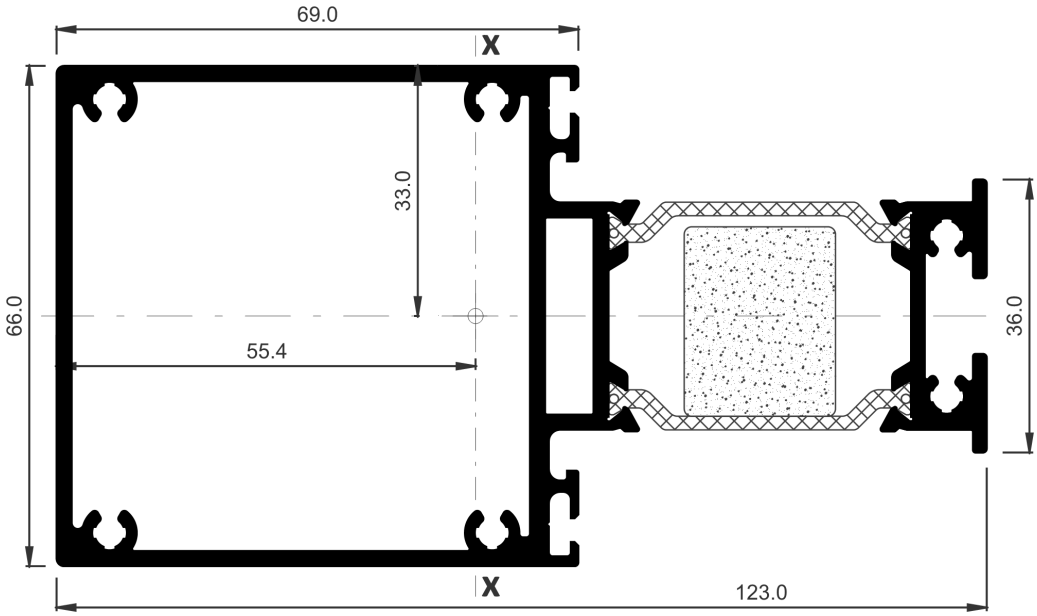

COR-9787	
Descripción Description	Travesaño de 70 mm extendido estructural H.I. 70 mm extended structural transom H.I.
Peso Weight **(g/m)**	2914,2
Superficie Surface **(dm²/m)**	90,25
Ix (cm⁴)	144,73
Iy (cm⁴)	49
Observaciones Observations	CONSULTAR DISPONIBILIDAD CHECK AVAILABILITY

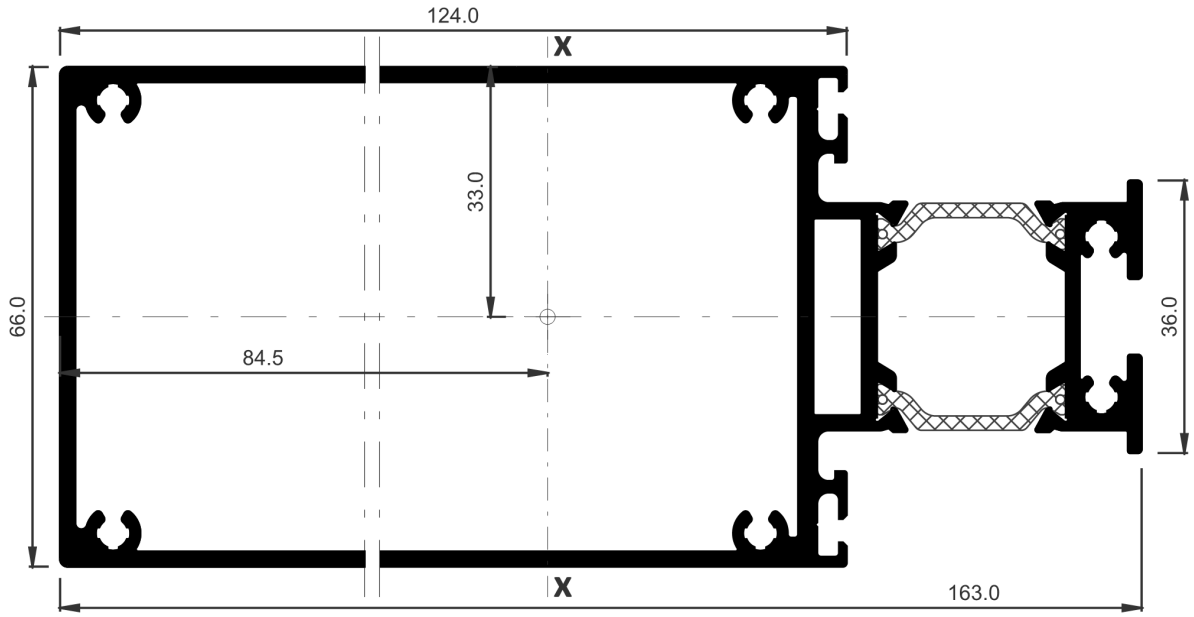

COR-9788	
Descripción Description	Travesaño de 125 mm estructural 125 mm structural transom
Peso Weight **(g/m)**	3368,2
Superficie Surface **(dm²/m)**	112,25
Ix (cm⁴)	342,4
Iy (cm⁴)	71,54
Observaciones Observations	CONSULTAR DISPONIBILIDAD CHECK AVAILABILITY

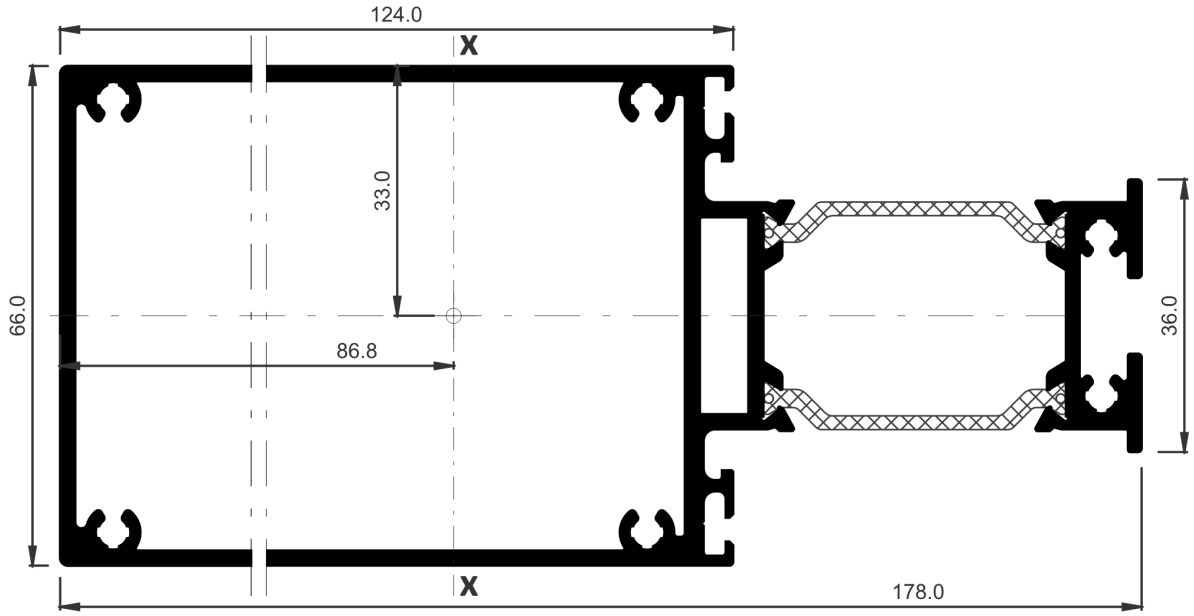

COR-9789	
Descripción Description	Travesaño de 125 mm extendido estructural 125 mm extended structural transom
Peso Weight **(g/m)**	3508,2
Superficie Surface **(dm²/m)**	112,25
Ix (cm⁴)	385,8
Iy (cm⁴)	71,54
Observaciones Observations	CONSULTAR DISPONABILIDAD CHECK AVAILABILITY

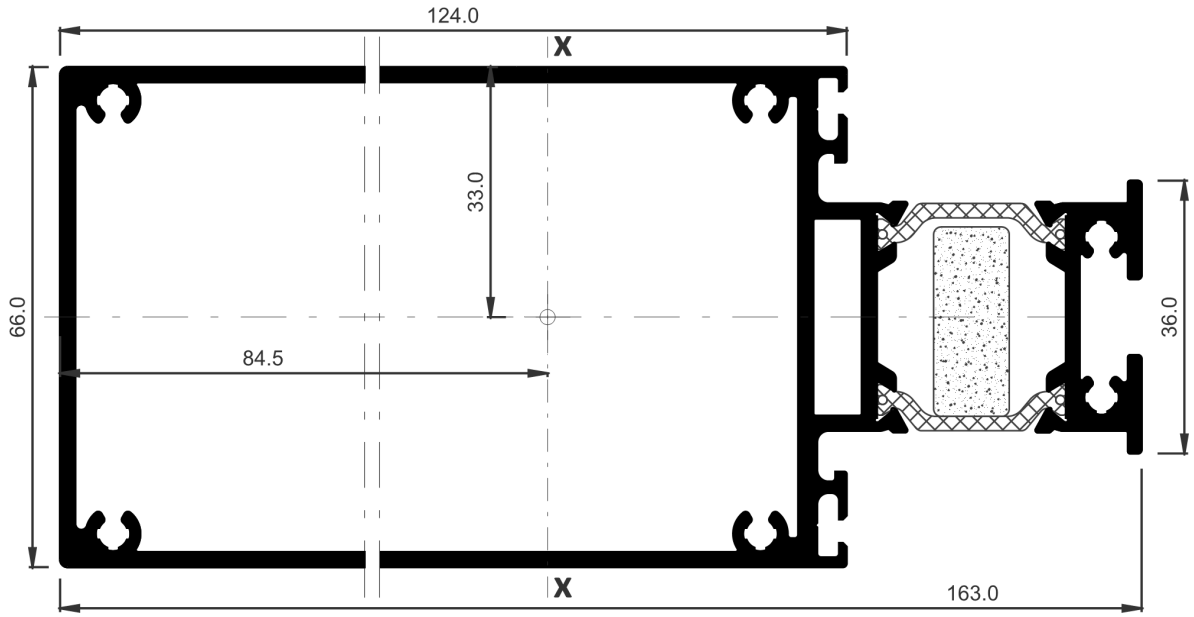

COR-9790	
Descripción Description	Travesaño de 125 mm estructural H.I. 125 mm structural transom H.I.
Peso Weight **(g/m)**	3368,2
Superficie Surface **(dm²/m)**	112,25
Ix (cm⁴)	342,4
Iy (cm⁴)	71,54
Observaciones Observations	CONSULTAR DISPONIBILIDAD CHECK AVAILABILITY

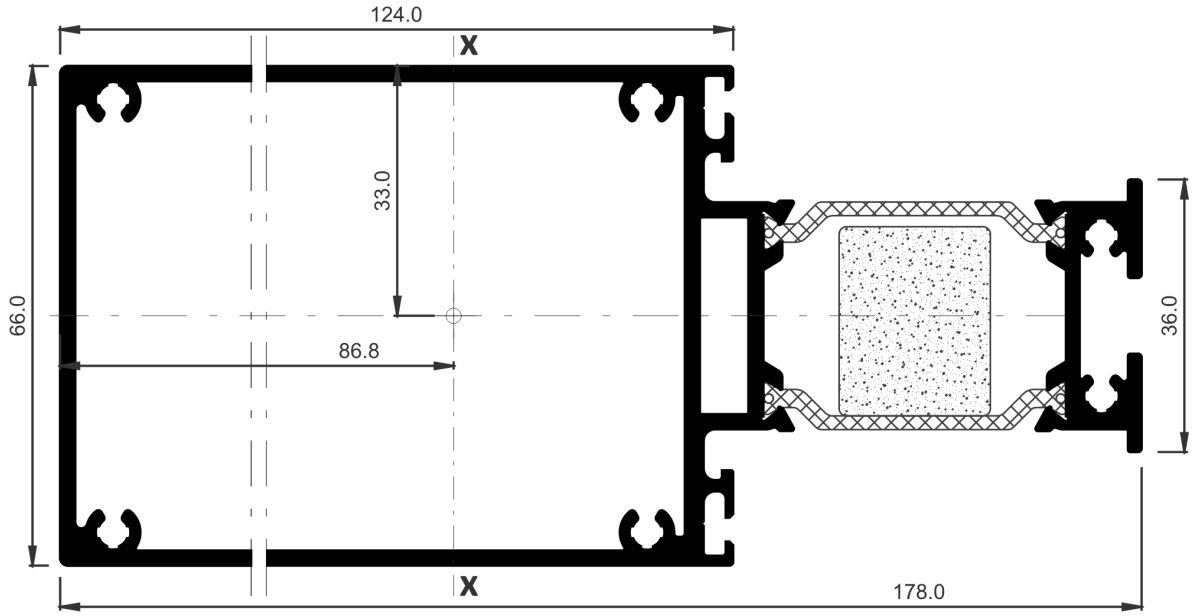

COR-9791	
Descripción Description	Travesaño de 125 mm extendido estructural H.I. 125 mm extended structural transom H.I.
Peso Weight **(g/m)**	3508,2
Superficie Surface **(dm²/m)**	112,25
Ix (cm⁴)	385,8
Iy (cm⁴)	71,54
Observaciones Observations	CONSULTAR DISPONIBILIDAD CHECK AVAILABILITY

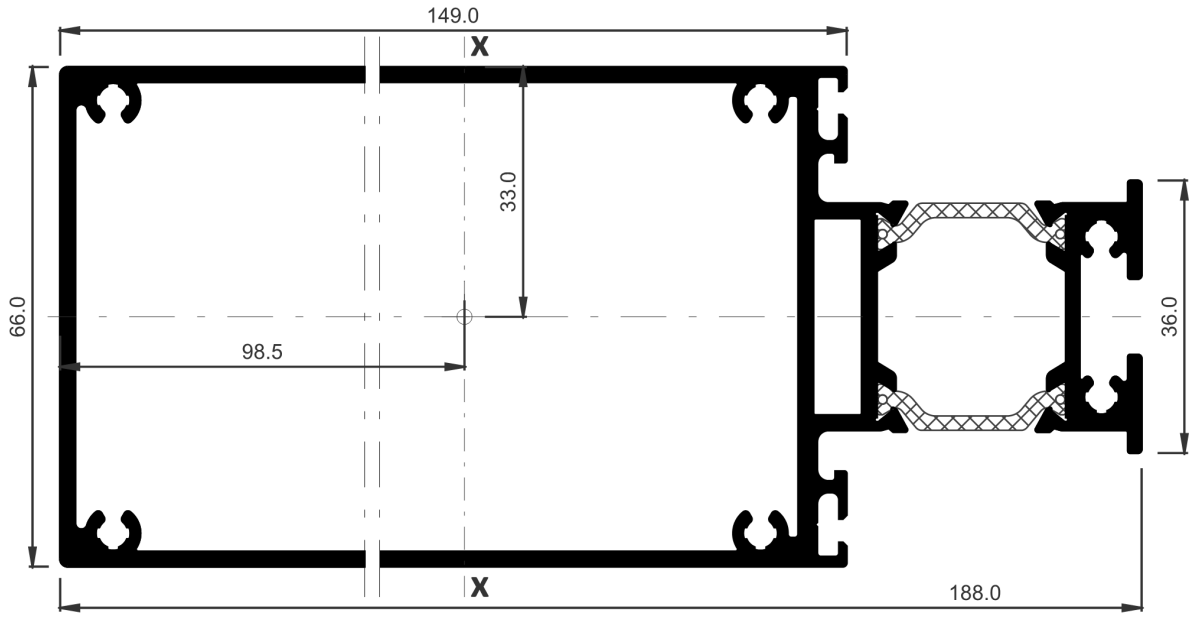

COR-9792	
Descripción Description	Travesaño de 150 mm estructural 150 mm structural transom
Peso Weight **(g/m)**	3638,2
Superficie Surface **(dm²/m)**	122,25
Ix (cm⁴)	501,27
Iy (cm⁴)	81,78
Observaciones Observations	CONSULTAR DISPONIBILIDAD CHECK AVAILABILITY

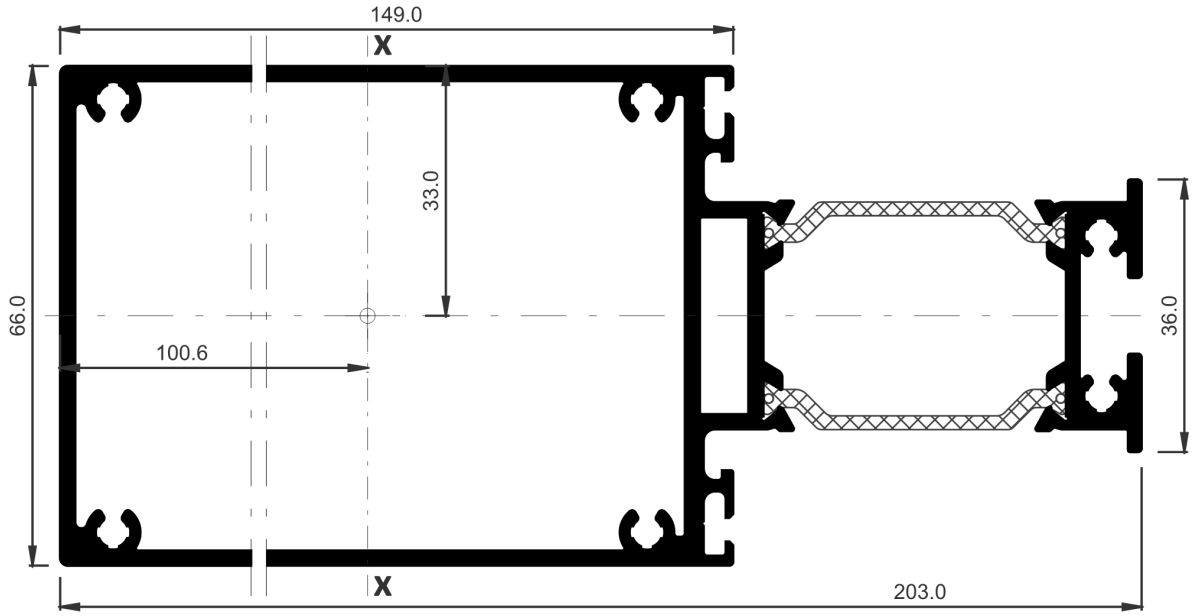

COR-9793	
Descripción Description	Travesaño de 150 mm extendido estructural 150 mm extended structural transom
Peso Weight **(g/m)**	3778,2
Superficie Surface **(dm²/m)**	122,25
Ix (cm⁴)	550,78
Iy (cm⁴)	81,78
Observaciones Observations	CONSULTAR DISPONIBILIDAD CHECK AVAILABILITY

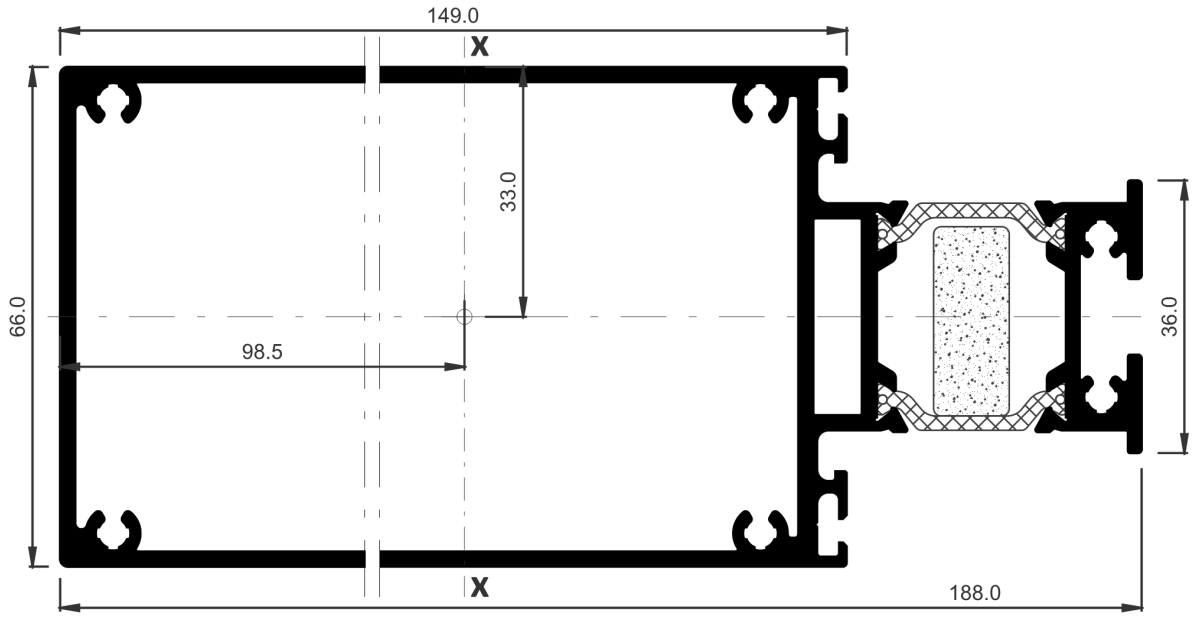

COR-9794	
Descripción Description	Travesaño de 150 mm estructural H.I. 150 mm structural transom H.I.
Peso Weight **(g/m)**	3638,2
Superficie Surface **(dm²/m)**	122,25
Ix (cm⁴)	501,27
Iy (cm⁴)	81,78
Observaciones Observations	CONSULTAR DISPONIBILIDAD CHECK AVAILABILITY

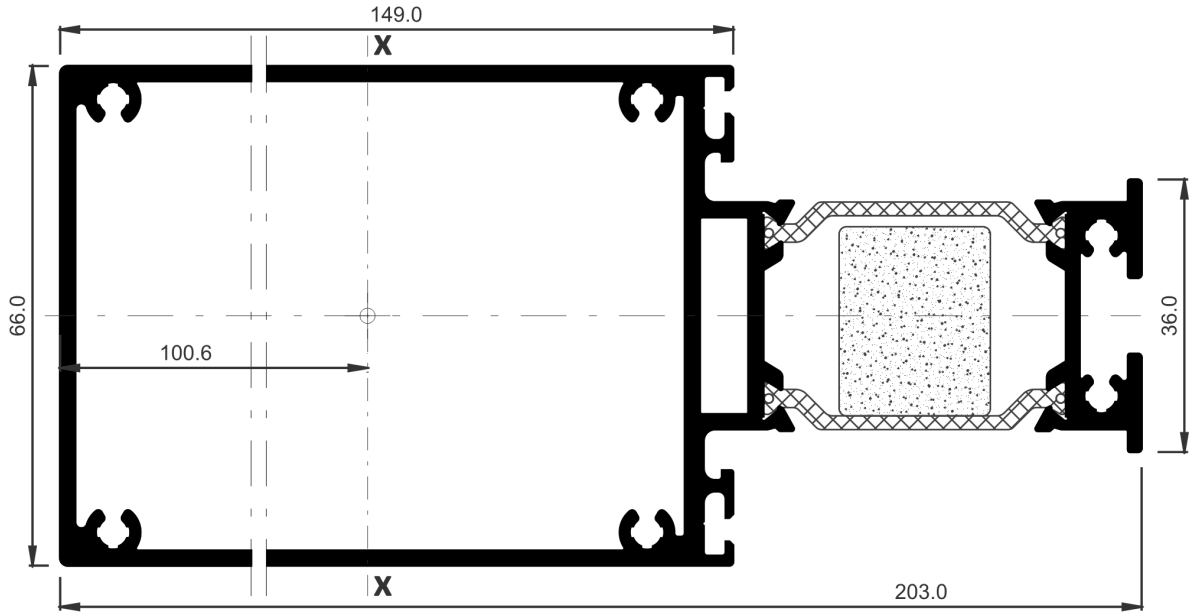

COR-9795	
Descripción Description	Travesaño de 150 mm extendido estructural H.I. 150 mm extebded structural transom H.I.
Peso Weight **(g/m)**	3778,2
Superficie Surface **(dm²/m)**	122,25
Ix (cm⁴)	550,78
Iy (cm⁴)	81,78
Observaciones Observations	CONSULTAR DISPONIBILIDAD CHECK AVAILABILITY

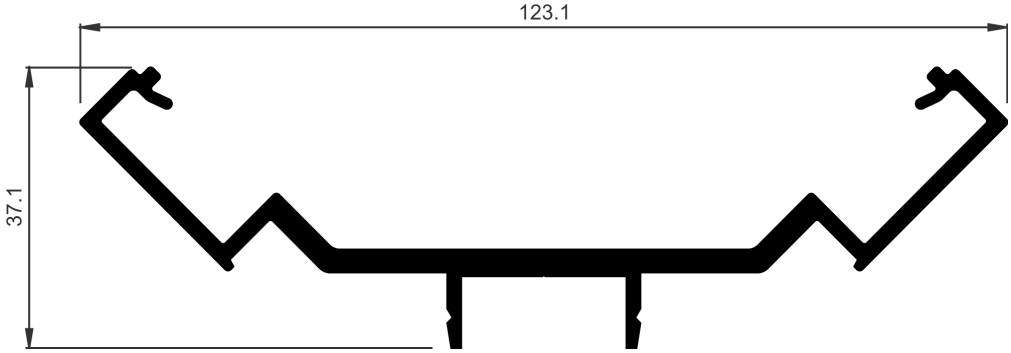

COR-9761	
Descripción Description	Presor esquina Pressure section
Peso Weight **(g/m)**	1274,4
Superficie Surface **(dm²/m)**	39,98
Ix (cm⁴)	3,12
Iy (cm⁴)	61,52
Observaciones Observations	CONSULTAR DISPONIBILIDAD CHECK AVAILABILITY

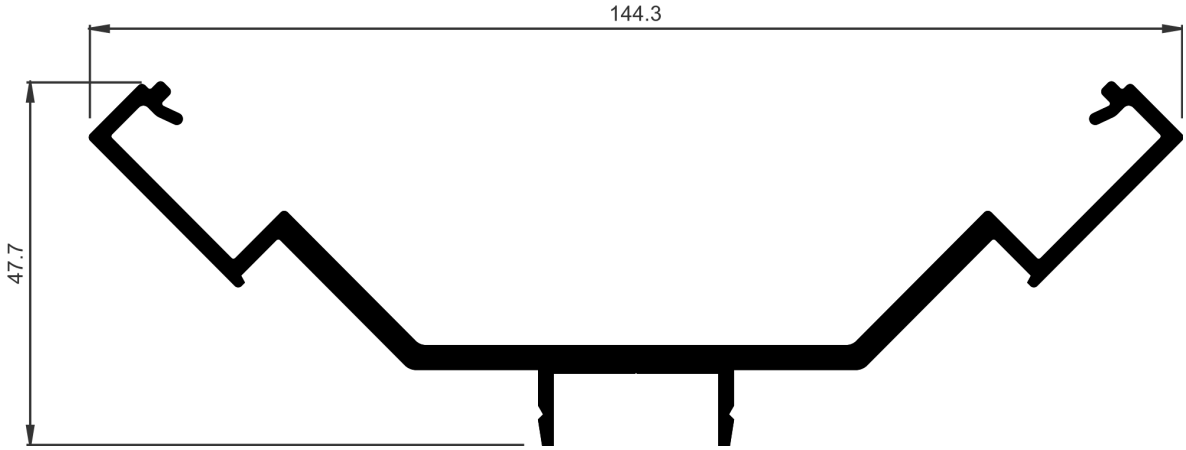

COR-9762	
Descripción Description	Presor esquina extendido Extended pressure section
Peso Weight **(g/m)**	1514,7
Superficie Surface **(dm²/m)**	45,87
Ix (cm⁴)	7,5
Iy (cm⁴)	99,86
Observaciones Observations	CONSULTAR DISPONIBILIDAD CHECK AVAILABILITY

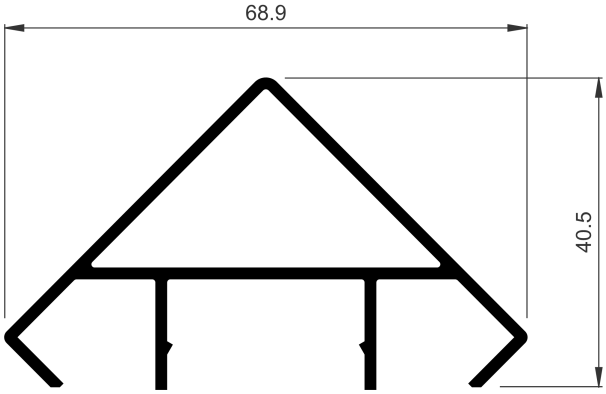

COR-9763	
Descripción Description	Tapeta para esquina Corner cover
Peso Weight **(g/m)**	729
Superficie Surface **(dm²/m)**	37,9
Ix (cm⁴)	2,82
Iy (cm⁴)	9,7
Observaciones Observations	CONSULTAR DISPONIBILIDAD CHECK AVAILABILITY

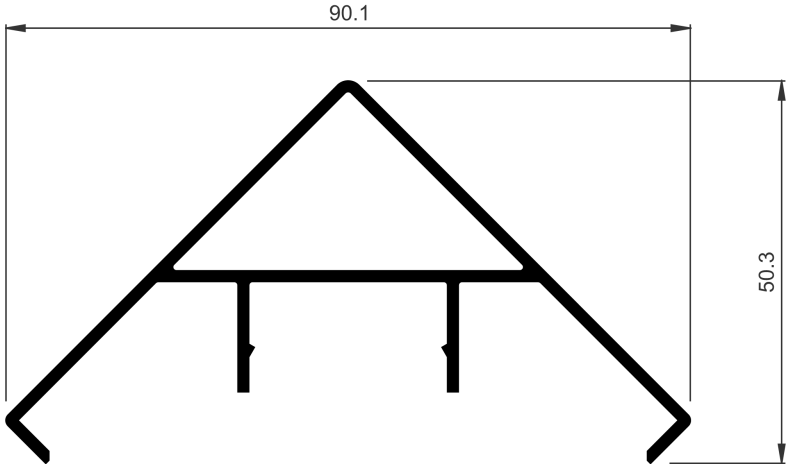

COR-9764	
Descripción Description	Tapeta para esquina extendida Extended corner cover
Peso Weight **(g/m)**	826,2
Superficie Surface **(dm²/m)**	43,09
Ix (cm⁴)	4,28
Iy (cm⁴)	17,25
Observaciones Observations	CONSULTAR DISPONIBILIDAD CHECK AVAILABILITY

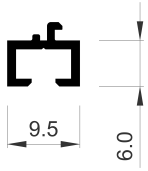

COR-9944	
Descripción Description	Reductor de galce de 6 mm 6 mm glazing space reducer
Peso Weight **(g/m)**	81
Superficie Surface **(dm²/m)**	5,59
Ix (cm⁴)	0,02
Iy (cm⁴)	0,03
Observaciones Observations	Tornillo ∅3.5x13 mm DIN7982. ∅3.5x13 mm screw DIN7982

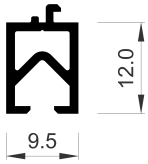

COR-9945	
Descripción Description	Reductor de galce de 12 mm 12 mm glazing space reducer
Peso Weight **(g/m)**	148,5
Superficie Surface **(dm²/m)**	9,43
Ix (cm⁴)	0,09
Iy (cm⁴)	0,06
Observaciones Observations	Tornillo ∅3.5x13 mm DIN7982 ∅3.5x13 mm screw DIN7982

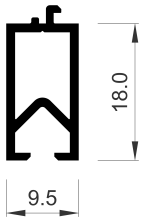

COR-9946	
Descripción Description	Reductor de galce de 18 mm 18 mm glazing space reducer
Peso Weight **(g/m)**	186,3
Superficie Surface **(dm²/m)**	11,96
Ix (cm⁴)	0,25
Iy (cm⁴)	0,08
Observaciones Observations	Tornillo ∅3.5x13 mm DIN7982. ∅3.5x13 mm screw DIN7982.

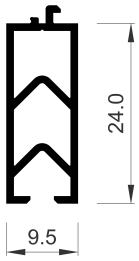

COR-9947	
Descripción Description	Reductor de galce de 24 mm 24 mm glazing space reducer
Peso Weight **(g/m)**	226,8
Superficie Surface **(dm^2/m)**	16,28
Ix (cm^4)	0,5
Iy (cm^4)	0,1
Observaciones Observations	Tornillo ∅3.5x13 mm DIN7982. ∅3.5x13 mm screw DIN7982

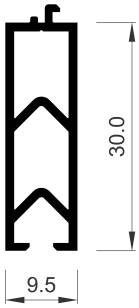

COR-9948	
Descripción Description	Reductor de galce de 30 mm 30 mm glazing space reducer
Peso Weight **(g/m)**	291,6
Superficie Surface **(dm^2/m)**	18,34
Ix (cm^4)	0,97
Iy (cm^4)	0,14
Observaciones Observations	Tornillo ∅3.5x13 mm DIN7982 ∅3.5x13 mm screw DIN7982

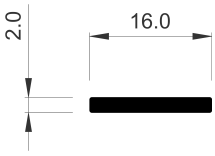

COR-7198	
Descripción Description	Cubrecanal C16 16 mm groove cover
Peso Weight **(g/m)**	86,4
Superficie Surface **(dm^2/m)**	3,55
Iy (cm^4)	0,07

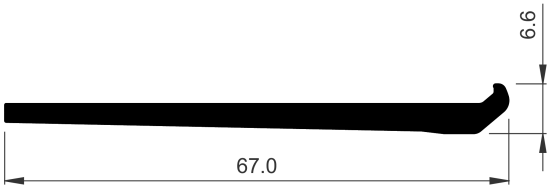

COR-9725	
Descripción Description	Calzo apoyavidrios Glazing support
Peso Weight **(g/m)**	577,8
Superficie Surface **(dm^2/m)**	14,15
Ix (cm^4)	0,02
Iy (cm^4)	7,85

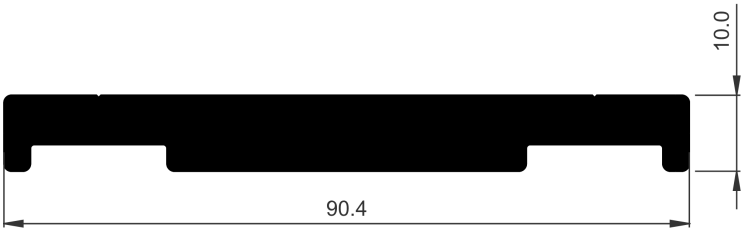

COR-9726	
Descripción Description	Perfil de izado 125-150 mm 125-150 mm lifting profile
Peso Weight **(g/m)**	2095,2
Superficie Surface **(dm^2/m)**	21,1
Ix (cm^4)	5,81
Iy (cm^4)	47,48

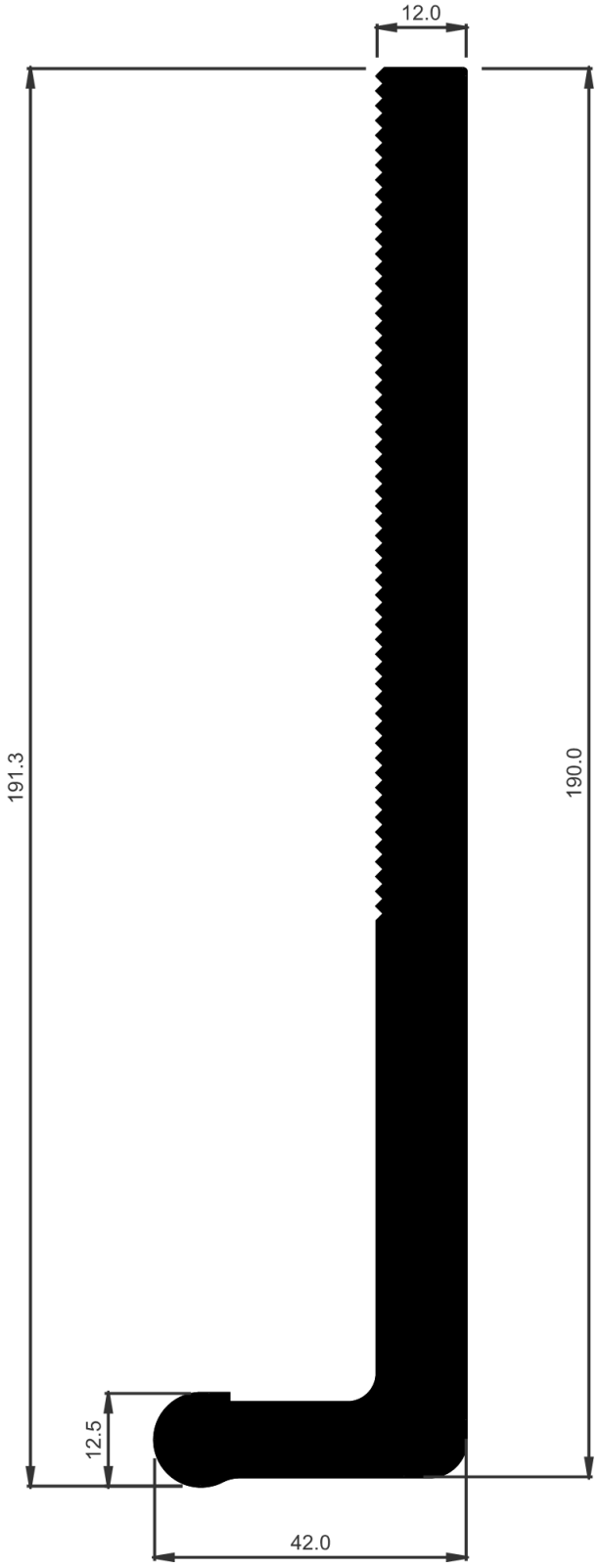

COR-9730	
Descripción **Description**	Placa de anclaje Anchoring plate
Peso **Weight** **(g/m)**	6822,9
Superficie **Surface** **(dm^2/m)**	50,52
Ix (cm^4)	883,29
Iy (cm^4)	16,84

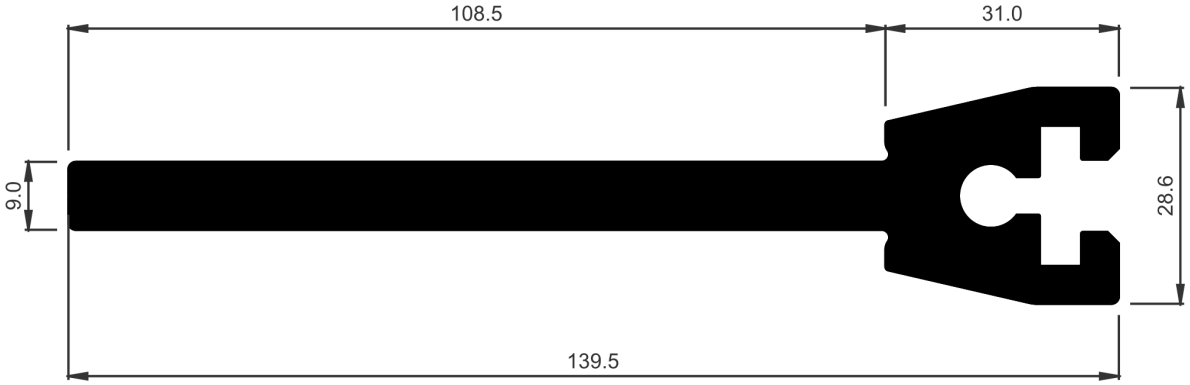

COR-9731	
Descripción Description	Gancho de anclaje Anchor hook
Peso Weight **(g/m)**	4185
Superficie Surface **(dm²/m)**	38,56
Ix (cm⁴)	4,86
Iy (cm⁴)	270,73

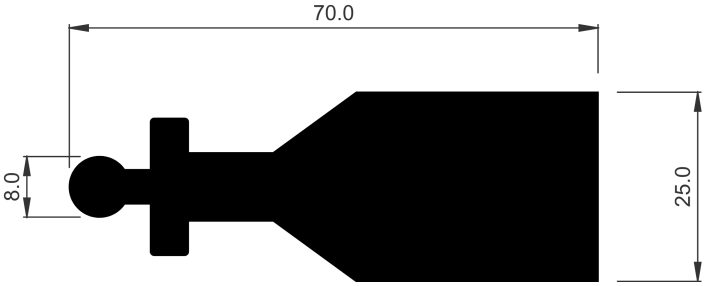

COR-9732	
Descripción Description	Perfil conector anclaje Anchorage connector profile
Peso Weight **(g/m)**	3353,4
Superficie Surface **(dm²/m)**	19,78
Ix (cm⁴)	5,05
Iy (cm⁴)	40,45

COR-9735	
Descripción Description	Escuadra principal Main cleat
Peso Weight **(g/m)**	7416,9
Superficie Surface **(dm²/m)**	60,79
Ix (cm⁴)	1165,08
Iy (cm⁴)	209,25

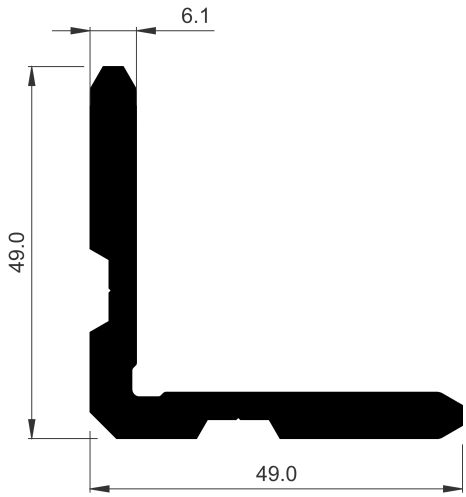

COR-9736	
Descripción Description	Escuadra secundaria Secondary cleat
Peso Weight **(g/m)**	1328,4
Superficie Surface **(dm^2/m)**	19,63
Ix (cm^4)	11,18
Iy (cm^4)	11,18

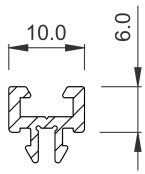

COR-9840	
Descripción Description	Aislante apilable de 6 mm 6 mm stackable insulation

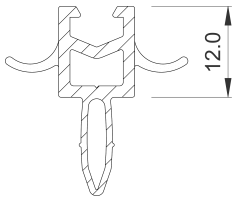

COR-9841	
Descripción Description	Aislante base de 12 mm 12 mm base insulation

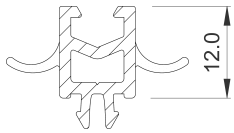

COR-9842	
Descripción Description	Aislante apilable de 12 mm 12 mm stackable insulation

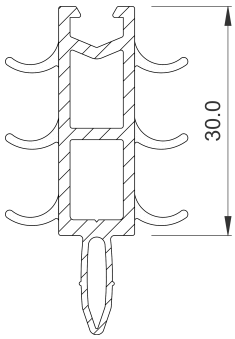

COR-9843	
Descripción Description	Aislante base de 30 mm 30 mm base insulation

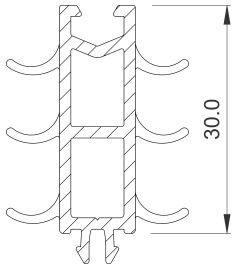

COR-9844	
Descripción Description	Aislante apilable de 30 mm 30 mm stackable insulation

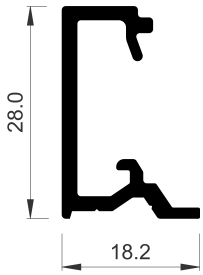

COR-9740	
Descripción Description	Junquillo de 12 mm 12 mm glazing bead
Peso Weight **(g/m)**	326,7
Superficie Surface **(dm²/m)**	132,55
Ix (cm⁴)	1,22
Iy (cm⁴)	0,29

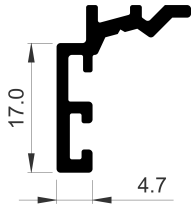

COR-1717	
Descripción Description	Solape recto 17 mm 17 mm straight overlap
Peso Weight **(g/m)**	226,8
Superficie Surface **(dm²/m)**	10,2
Ix (cm⁴)	0,41
Iy (cm⁴)	0,19
Observaciones Observations	CONSULTAR DISPONIBILIDAD CHECK AVAILABILITY

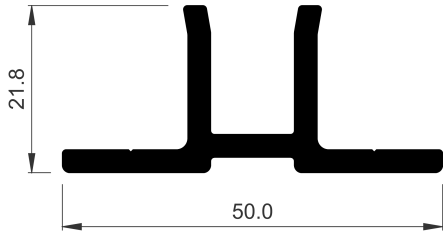

COR-9401	
Descripción Description	Perfil conector hembra (10 mm) Female connector profile (10 mm)
Peso Weight **(g/m)**	723,6
Superficie Surface **(dm²/m)**	17,68
Ix (cm⁴)	1,06
Iy (cm⁴)	3,67

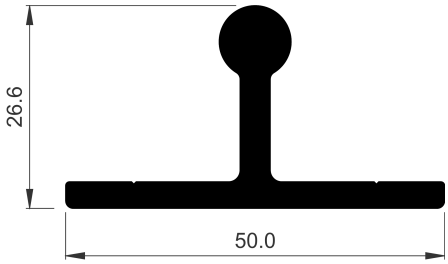

COR-9747	
Descripción Description	Perfil conector macho (10 mm) Male connector profile (10 mm)
Peso Weight **(g/m)**	812,7
Superficie Surface **(dm²/m)**	15,45
Ix (cm⁴)	2,22
Iy (cm⁴)	3,66

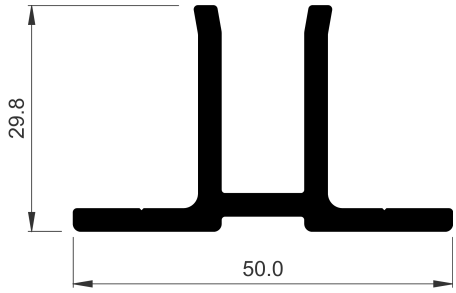

COR-9748	
Descripción Description	Perfil conector hembra (20 mm) Female connector profile (20 mm)
Peso Weight **(g/m)**	842,4
Superficie Surface **(dm²/m)**	20,84
Ix (cm⁴)	2,61
Iy (cm⁴)	3,91
Observaciones Observations	CONSULTAR DISPONIBILIDAD CHECK AVAILABILITY

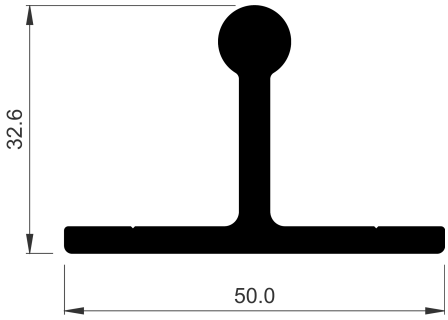

COR-9749	
Descripción Description	Perfil conector macho (20 mm) Male connector profile (20 mm)
Peso Weight **(g/m)**	880,2
Superficie Surface **(dm^2/m)**	16,6
Ix (cm^4)	3,86
Iy (cm^4)	3,66
Observaciones Observations	CONSULTAR DISPONIBILIDAD CHECK AVAILABILITY

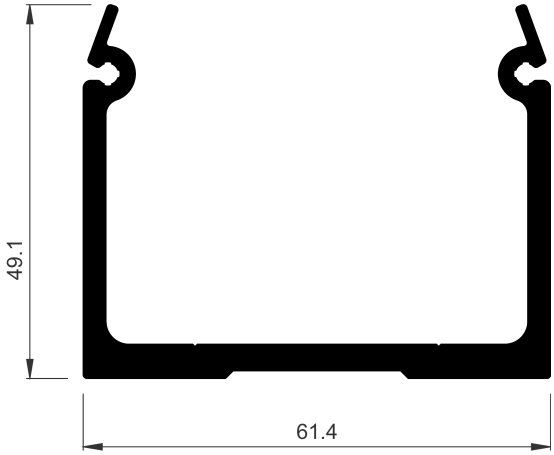

COR-9750	
Descripción Description	Perfil unión en T T-joint profile
Peso Weight **(g/m)**	1425,6
Superficie Surface **(dm^2/m)**	33,15
Ix (cm^4)	11,83
Iy (cm^4)	31,15
Observaciones Observations	CONSULTAR DISPONIBILIDAD CHECK AVAILABILITY

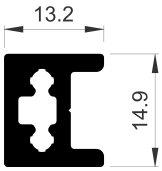

COR-9751	
Descripción Description	Perfil de alineamiento Alignment profile
Peso Weight **(g/m)**	313,2
Superficie Surface **(dm^2/m)**	9,53
Ix (cm^4)	0,3
Iy (cm^4)	0,16
Observaciones Observations	CONSULTAR DISPONIBILIDAD CHECK AVAILABILITY

FACHADA MODULAR UNIT 66
UNITIZED FAÇADE UNIT 66

3. RELACIÓN DE ACCESORIOS
3. ACCESSORIES LIST

IMPORTANTE
ALUMINIOS CORTIZO S.A.U. se reserva el derecho de modificar o eliminar cualquiera de sus perfiles, accesorios o juntas del sistema sin previo aviso. ALUMINIOS CORTIZO S.A.U. no se hace responsable de las posibles erratas tipográficas de este catálogo y recomienda encarecidamente al cliente que, antes de la formalización de cualquier pedido, verifique que las referencias aparecidas en el mismo son las correctas.

IMPORTANT
ALUMINIOS CORTIZO S.A.U. reserves the right to modify or remove any of its system profiles, accessories or gaskets without prior notification. ALUMINIOS CORTIZO S.A.U. will not be responsible for any possible typographical errors in this catalogue and strongly recommends to the client that, before formalising any order, to check that the references that appear in this catalogue are correct.

REFERENCIA REFERENCE	DESCRIPCIÓN DESCRIPTION	COLOR COLOUR	TIPO TYPE	PÁG PAG
240134	Junta interior de acristalamiento de 3 mm 3 mm internal glazing gasket	Sin color No colour	Juntas Gaskets	72
240135	Junta interior acristalamiento 4 mm Glazing inner gasket 4 mm	Sin color No colour	Juntas Gaskets	72
240136	Junta interior acristalamiento 6 mm Glazing inner gasket 6 mm	Sin color No colour	Juntas Gaskets	72
242701	Junta interior de acristalar 5 mm Glazing inner gasket 5 mm	Sin color No colour	Juntas Gaskets	72
247204	Junta tapa canal Channel cover gasket	Sin color No colour	Juntas Gaskets	72
250097	Junta acristalamiento globo 7 mm. Glazing balloon gasket 7 mm	Sin color No colour	Juntas Gaskets	71
329410	Junta vertical interior Internal vertical gasket	Sin color No colour	Juntas Gaskets	73
399701	Escuadra montante 125 mm 125 mm mullion cleat	Sin color No colour	Escuadra principal Main cleat	70
399702	Escuadra montante 150 mm 150 mm mullion cleat	Sin color No colour	Escuadra principal Main cleat	70
399703	Escuadra tornillo / ensamblar Screw / crimping cleat	Sin color No colour	Escuadra secundaria Secondary cleat	70
399704	Elemento conector Connector element	Sin color No colour	Varios Various	74
399707	Escuadra montante 125 mm en esquina 125 mm corner mullion cleat	Sin color No colour	Escuadra principal Main cleat	70
399708	Escuadra montante 150 mm esquina 150 mm corner mullion cleat	Sin color No colour	Escuadra principal Main cleat	70
399709	Escuadra de alineamiento esquina Corner alignment cleat	Sin color No colour	Escuadra alineamiento Alignment cleat	70
399710	Junta horizontal exterior de 10 mm 10 mm external horizontal gasket	Sin color No colour	Juntas Gaskets	71
399711	Junta horizontal intermedia de 10 mm 10 mm intermediate horizontal gasket	Sin color No colour	Juntas Gaskets	72
399712	Junta horizontal intermedia ampliada de 10 mm 10 mm extended intermediate horizontal gasket	Sin color No colour	Juntas Gaskets	71
399713	Junta horizontal interior de 10 mm 10 mm internal horizontal gasket	Sin color No colour	Juntas Gaskets	71
399714	Junta vertical interior de 10 mm 10 mm internal vertical gasket	Sin color No colour	Juntas Gaskets	73
399715	Junta horizontal exterior de 20 mm 20 mm external horizontal gasket	Sin color No colour	Juntas Gaskets	71
399716	Junta horizontal intermedia de 20 mm 20 mm intermediate horizontal gasket	Sin color No colour	Juntas Gaskets	72
399717	Junta horizontal intermedia ampliada de 20 mm 20 mm extended intermediate horizontal gasket	Sin color No colour	Juntas Gaskets	71
399718	Junta horizontal interior de 20 mm 20 mm internal horizontal gasket	Sin color No colour	Juntas Gaskets	71
399719	Junta vertical interior de 20 mm 20 mm internal horizontal gasket	Sin color No colour	Juntas Gaskets	73
399720	Junta horizontal intermedia de 10 mm (versión estructural) 10 mm intermediate horizontal gasket (structural version)	Sin color No colour	Juntas Gaskets	72
399721	Junta horizontal intermedia ampliada de 10 mm (versión estructural) 10 mm intermediate horizontal gasket (structural version)	Sin color No colour	Juntas Gaskets	71

REFERENCIA REFERENCE	DESCRIPCIÓN DESCRIPTION	COLOR COLOUR	TIPO TYPE	PÁG PAG
399722	Junta horizontal intermedia de 20 mm (versión estructural) 20 mm extended intermediate horizontal gasket (structural version)	Sin color No colour	Juntas Gaskets	72
399723	Junta horizontal intermedia ampliada de 20 mm (versión estructural) 20 mm extended intermediate horizontal gasket (structural version)	Sin color No colour	Juntas Gaskets	72
399724	Apoyavidrios de 40 mm (150 mm de largo) 40 mm glass support (150 mm length)	Sin color No colour	Asiento vidrio Glass wedge	69
399725	Apoyavidrios de 52 mm (150 mm de longitud) 52 mm glass support (150 mm length)	Sin color No colour	Asiento vidrio Glass wedge	69
399726	Apoyavidrios de 67 mm (150 mm de longitud) 67 mm glass support (150 mm length)	Sin color No colour	Asiento vidrio Glass wedge	69
399727	Apoyavidrios de 52 mm (200 mm de longitud) 52 mm glass support (200 mm length)	Sin color No colour	Asiento vidrio Glass wedge	69
399728	Apoyavidrios de 67 mm (200 mm de longitud) 67 mm glass support (200 mm length)	Sin color No colour	Asiento vidrio Glass wedge	69
399729	Calzo para apoyavidrios de 40 mm (150 mm de longitud) 40 mm glass support wedge (150 mm length)	Sin color No colour	Asiento vidrio Glass wedge	69
399730	Calzo para apoyavidrios de 52 mm (150 mm de longitud) 52 mm glass support wedge (150 mm length)	Sin color No colour	Asiento vidrio Glass wedge	69
399731	Calzo para apoyavidrios de 67 mm (150 mm de longitud) 67 mm glass support wedge (150 mm length)	Sin color No colour	Asiento vidrio Glass wedge	69
399732	Calzo para apoyavidrios de 52 mm (200 mm de longitud) 52 mm galss support wedge (200 mm length)	Sin color No colour	Asiento vidrio Glass wedge	69
399733	Calzo para apoyavidrios de 67 mm (200 mm de longitud) 67 mm galss support wedge (200 mm length)	Sin color No colour	Asiento vidrio Glass wedge	69
399735	Perfil de unión en T en esquina mecanizado (montante de 125 mm) Machined corner T-joint profile (125 mm mullion)	Sin color No colour	Varios Various	75
399736	Perfil de unión en T en esquina mecanizado (montante de 150 mm) Machined corner T-joint profile (150 mm mullion)	Sin color No colour	Varios Various	75
399740	Perfil de unión en T mecanizado (montante de 125 mm) Machined T-joint profil (125 mm mullion)	Sin color No colour	Varios Various	75
399741	Perfil de unión en T mecanizado (montante de 150 mm) Machined T-joint profil (150 mm mullion)	Sin color No colour	Varios Various	75
399742	Perfil de alineamiento mecanizado Machined alignment profile	Sin color No colour	Varios Various	75
399748	Kit tornillería de anclaje tipo 1 Anchor hardware kit type 1	Sin color No colour	Kit Kit	73
399749	Kit tornillería de anclaje tipo 2 Anchor hardware kit type 2	Sin color No colour	Kit Kit	73
399750	Kit tornillerría de anclaje tipo 3 Anchor hardware kit type 3	Sin color No colour	Kit Kit	73
399751	Placa de anclaje Anchoring plate	Sin color No colour	Varios Various	75
399752	Gancho deslizante mecanizado Machined sliding hook	Sin color No colour	Varios Various	74
399753	Gancho soporte mecanizado Machined support hook	Sin color No colour	Varios Various	74
399759	Tornillo DIN 7991 M8x12 Screw DIN 7991 M8x12	Sin color No colour	Tornillería Screws	73
399760	Tornillo DIN 965 M4x8 Screw DIN 965 M4x8	Sin color No colour	Tornillería Screws	74
399764	Tornillo DIN 914 M4x12 Screw DIN 914 M4x12	Sin color No colour	Tornillería Screws	73

REFERENCIA REFERENCE	DESCRIPCIÓN DESCRIPTION	COLOR COLOUR	TIPO TYPE	PÁG PAG
399769	Tornillo DIN 7981 M2,9x6,5 Screw DIN 7981 M2,9x6,5	Sin color No colour	Tornillería Screws	73
399770	Tornillo DIN 7981 M3,5x50 Screw DIN 7981 M3,5x50	Sin color No colour	Tornillería Screws	73
399790	Perfil conector hembra mecanizado (10 mm) Machined female connector profile (10 mm)	Sin color No colour	Varios Various	74
399791	Perfil conector macho mecanizado (10 mm) Machined male connector profile (10 mm)	Sin color No colour	Varios Various	75
399792	Perfil conector hembra mecanizado (20 mm) Machined female connector profile (20mm)	Sin color No colour	Varios Various	75
399793	Perfil conector macho mecanizado (20mm) Machined male connector profile (20mm)	Sin color No colour	Varios Various	75
399796	Conector longitudinal de marco (montante de 125 mm) Frame longitudinal connector (125 mm mullion)	Sin color No colour	Varios Various	74
399797	Conector longitudinal de marco (montante de 150 mm) Frame longitudinal connector (150 mm mullion)	Sin color No colour	Varios Various	74
813532	Tornillos DIN7981 ∅3,5x32 Screws DIN7981 ∅3,5x32	Sin color No colour	Tornillería Screws	74
814813	Tornillos DIN7981 ∅4,8x13 ScrewsDIN7981 ∅4,8x13	Sin color No colour	Tornillería Screws	74
999000	Goma de 3 mm 3 mm gasket	Sin color No colour	Juntas Gaskets	71
999001	Goma de 5 mm 5 mm gasket	Sin color No colour	Juntas Gaskets	71
999002	Goma de 7 mm 7 mm gasket	Sin color No colour	Juntas Gaskets	71
999003	Goma de 9.50 mm 9.50 mm gasket	Sin color No colour	Juntas Gaskets	71
999004	Goma de 11.50 mm 11.50 mm gasket	Sin color No colour	Juntas Gaskets	70
999005	Goma de 13.50 mm 13.50 mm gasket	Sin color No colour	Juntas Gaskets	70

FACHADA MODULAR UNIT 66
UNITIZED FAÇADE UNIT 66

4. ACCESORIOS
4. ACCESSORIES

IMPORTANTE
ALUMINIOS CORTIZO S.A.U. se reserva el derecho de modificar o eliminar cualquiera de sus perfiles, accesorios o juntas del sistema sin previo aviso. ALUMINIOS CORTIZO S.A.U. no se hace responsable de las posibles erratas tipográficas de este catálogo y recomienda encarecidamente al cliente que, antes de la formalización de cualquier pedido, verifique que las referencias aparecidas en el mismo son las correctas.

IMPORTANT
ALUMINIOS CORTIZO S.A.U. reserves the right to modify or remove any of its system profiles, accessories or gaskets without prior notification. ALUMINIOS CORTIZO S.A.U. will not be responsible for any possible typographical errors in this catalogue and strongly recommends to the client that, before formalising any order, to check that the references that appear in this catalogue are correct.

ASIENTO VIDRIO GLASS WEDGE

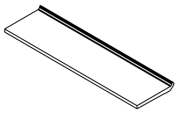

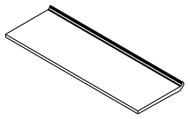

REF.	DESCRIPCIÓN DESCRIPTION	COLOR COLOUR	REF.	DESCRIPCIÓN DESCRIPTION	COLOR COLOUR
399724	Apoyavidrios de 40 mm (150 mm de largo) 40 mm glass support (150 mm length)	Sin color No colour	399725	Apoyavidrios de 52 mm (150 mm de longitud) 52 mm glass support (150 mm length)	Sin color No colour



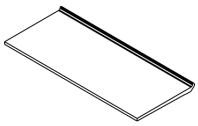

REF.	DESCRIPCIÓN DESCRIPTION	COLOR COLOUR	REF.	DESCRIPCIÓN DESCRIPTION	COLOR COLOUR
399727	Apoyavidrios de 52 mm (200 mm de longitud) 52 mm glass support (200 mm length)	Sin color No colour	399726	Apoyavidrios de 67 mm (150 mm de longitud) 67 mm glass support (150 mm length)	Sin color No colour



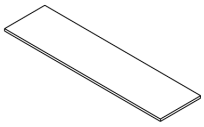

REF.	DESCRIPCIÓN DESCRIPTION	COLOR COLOUR	REF.	DESCRIPCIÓN DESCRIPTION	COLOR COLOUR
399728	Apoyavidrios de 67 mm (200 mm de longitud) 67 mm glass support (200 mm length)	Sin color No colour	399729	Calzo para apoyavidrios de 40 mm (150 mm de longitud) 40 mm glass support wedge (150 mm length)	Sin color No colour

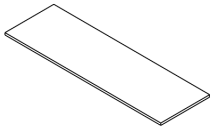

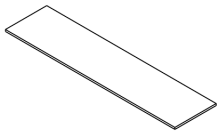

REF.	DESCRIPCIÓN DESCRIPTION	COLOR COLOUR	REF.	DESCRIPCIÓN DESCRIPTION	COLOR COLOUR
399730	Calzo para apoyavidrios de 52 mm (150 mm de longitud) 52 mm glass support wedge (150 mm length)	Sin color No colour	399732	Calzo para apoyavidrios de 52 mm (200 mm de longitud) 52 mm galss support wedge (200 mm length)	Sin color No colour

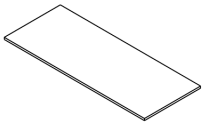

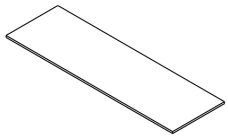

REF.	DESCRIPCIÓN DESCRIPTION	COLOR COLOUR	REF.	DESCRIPCIÓN DESCRIPTION	COLOR COLOUR
399731	Calzo para apoyavidrios de 67 mm (150 mm de longitud) 67 mm glass support wedge (150 mm length)	Sin color No colour	399733	Calzo para apoyavidrios de 67 mm (200 mm de longitud) 67 mm galss support wedge (200 mm length)	Sin color No colour

ESCUADRA ALINEAMIENTO ALIGNMENT CLEAT

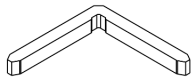

REF.	DESCRIPCIÓN DESCRIPTION	COLOR COLOUR
399709	Escuadra de alineamiento esquina Corner alignment cleat	Sin color No colour

ESCUADRA PRINCIPAL MAIN CLEAT

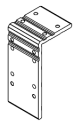

REF.	DESCRIPCIÓN DESCRIPTION	COLOR COLOUR
399701	Escuadra montante 125 mm 125 mm mullion cleat	Sin color No colour
OBS.	Tornillo DIN 7991 M8x12 (399759) Screw DIN 7991 M8x12 (399759)	

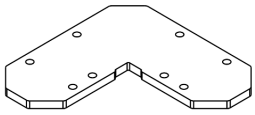

REF.	DESCRIPCIÓN DESCRIPTION	COLOR COLOUR
399707	Escuadra montante 125 mm en esquina 125 mm corner mullion cleat	Sin color No colour
OBS.	Tornillo DIN 7991 M8x12 (399759) Screw DIN 7991 M8x12 (399759)	

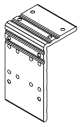

REF.	DESCRIPCIÓN DESCRIPTION	COLOR COLOUR
399702	Escuadra montante 150 mm 150 mm mullion cleat	Sin color No colour
OBS.	Tornillo DIN 7991 M8x12 (399759) Screw DIN 7991 M8x12 (399759)	

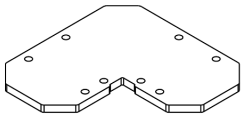

REF.	DESCRIPCIÓN DESCRIPTION	COLOR COLOUR
399708	Escuadra montante 150 mm esquina 150 mm corner mullion cleat	Sin color No colour
OBS.	Tornillo DIN 7991 M8x12 (399759) Screw DIN 7991 M8x12 (399759)	

ESCUADRA SECUNDARIA SECONDARY CLEAT

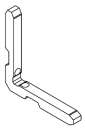

REF.	DESCRIPCIÓN DESCRIPTION	COLOR COLOUR
399703	Escuadra tornillo / ensamblar Screw / crimping cleat	Sin color No colour
OBS.	Tornillo DIN 965 M4x8 (399760) Screw DIN 965 M4x8 (399760)	

JUNTAS GASKETS

REF.	DESCRIPCIÓN DESCRIPTION	COLOR COLOUR
999004	Goma de 11.50 mm 11.50 mm gasket	Sin color No colour

REF.	DESCRIPCIÓN DESCRIPTION	COLOR COLOUR
999005	Goma de 13.50 mm 13.50 mm gasket	Sin color No colour

REF.	DESCRIPCIÓN DESCRIPTION	COLOR COLOUR
999000	Goma de 3 mm 3 mm gasket	Sin color No colour

REF.	DESCRIPCIÓN DESCRIPTION	COLOR COLOUR
999001	Goma de 5 mm 5 mm gasket	Sin color No colour

REF.	DESCRIPCIÓN DESCRIPTION	COLOR COLOUR
999002	Goma de 7 mm 7 mm gasket	Sin color No colour

REF.	DESCRIPCIÓN DESCRIPTION	COLOR COLOUR
999003	Goma de 9.50 mm 9.50 mm gasket	Sin color No colour

REF.	DESCRIPCIÓN DESCRIPTION	COLOR COLOUR
250097	Junta acristalamiento globo 7 mm. Glazing balloon gasket 7 mm	Sin color No colour

REF.	DESCRIPCIÓN DESCRIPTION	COLOR COLOUR
399710	Junta horizontal exterior de 10 mm 10 mm external horizontal gasket	Sin color No colour

REF.	DESCRIPCIÓN DESCRIPTION	COLOR COLOUR
399715	Junta horizontal exterior de 20 mm 20 mm external horizontal gasket	Sin color No colour
OBS.	CONSULTAR DISPONIBILIDAD CHECK AVAILABILITY	

REF.	DESCRIPCIÓN DESCRIPTION	COLOR COLOUR
399713	Junta horizontal interior de 10 mm 10 mm internal horizontal gasket	Sin color No colour

REF.	DESCRIPCIÓN DESCRIPTION	COLOR COLOUR
399718	Junta horizontal interior de 20 mm 20 mm internal horizontal gasket	Sin color No colour
OBS.	CONSULTAR DISPONIBILIDAD CHECK AVAILABILITY	

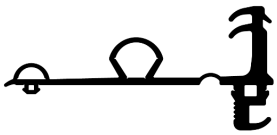

REF.	DESCRIPCIÓN DESCRIPTION	COLOR COLOUR
399712	Junta horizontal intermedia ampliada de 10 mm 10 mm extended intermediate horizontal gasket	Sin color No colour

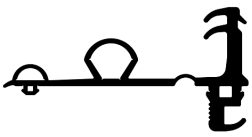

REF.	DESCRIPCIÓN DESCRIPTION	COLOR COLOUR
399721	Junta horizontal intermedia ampliada de 10 mm (versión estructural) 10 mm intermediate horizontal gasket (structural version)	Sin color No colour
OBS.	CONSULTAR DISPONIBILIDAD CHECK AVAILABILITY	

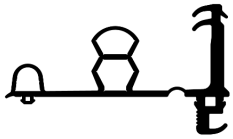

REF.	DESCRIPCIÓN DESCRIPTION	COLOR COLOUR
399717	Junta horizontal intermedia ampliada de 20 mm 20 mm extended intermediate horizontal gasket	Sin color No colour
OBS.	CONSULTAR DISPONIBILIDAD CHECK AVAILABILITY	

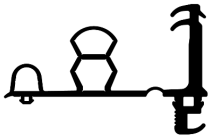

REF.	DESCRIPCIÓN DESCRIPTION	COLOR COLOUR
399723	Junta horizontal intermedia ampliada de 20 mm (versión estructural) 20 mm extended intermediate horizontal gasket (structural version)	Sin color No colour
OBS.	CONSULTAR DISPONIBILIDAD CHECK AVAILABILITY	

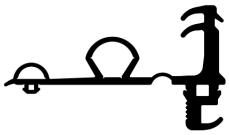

REF.	DESCRIPCIÓN DESCRIPTION	COLOR COLOUR
399711	Junta horizontal intermedia de 10 mm 10 mm intermediate horizontal gasket	Sin color No colour



REF.	DESCRIPCIÓN DESCRIPTION	COLOR COLOUR
399720	Junta horizontal intermedia de 10 mm (versión estructural) 10 mm intermediate horizontal gasket (structural version)	Sin color No colour
OBS.	CONSULTAR DISPONIBILIDAD CHECK AVAILABILITY	

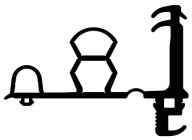

REF.	DESCRIPCIÓN DESCRIPTION	COLOR COLOUR
399716	Junta horizontal intermedia de 20 mm 20 mm intermediate horizontal gasket	Sin color No colour
OBS.	CONSULTAR DISPONIBILIDAD CHECK AVAILABILITY	

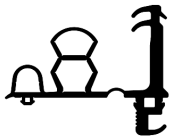

REF.	DESCRIPCIÓN DESCRIPTION	COLOR COLOUR
399722	Junta horizontal intermedia de 20 mm (versión estructural) 20 mm extended intermediate horizontal gasket (structural version)	Sin color No colour
OBS.	CONSULTAR DISPONIBILIDAD CHECK AVAILABILITY	

REF.	DESCRIPCIÓN DESCRIPTION	COLOR COLOUR
240135	Junta interior acristalamiento 4 mm Glazing inner gasket 4 mm	Sin color No colour

REF.	DESCRIPCIÓN DESCRIPTION	COLOR COLOUR
240136	Junta interior acristalamiento 6 mm Glazing inner gasket 6 mm	Sin color No colour

REF.	DESCRIPCIÓN DESCRIPTION	COLOR COLOUR
240134	Junta interior de acristalamiento de 3 mm 3 mm internal glazing gasket	Sin color No colour

REF.	DESCRIPCIÓN DESCRIPTION	COLOR COLOUR
242701	Junta interior de acristalar 5 mm Glazing inner gasket 5 mm	Sin color No colour

REF.	DESCRIPCIÓN DESCRIPTION	COLOR COLOUR
247204	Junta tapa canal Channel cover gasket	Sin color No colour

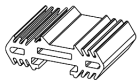

REF.	DESCRIPCIÓN DESCRIPTION	COLOR COLOUR	REF.	DESCRIPCIÓN DESCRIPTION	COLOR COLOUR
329410	Junta vertical interior Internal vertical gasket	Sin color No colour	399714	Junta vertical interior de 10 mm 10 mm internal vertical gasket	Sin color No colour

REF.	DESCRIPCIÓN DESCRIPTION	COLOR COLOUR
399719	Junta vertical interior de 20 mm 20 mm internal horizontal gasket	Sin color No colour
OBS.	CONSULTAR DISPONIBILIDAD CHECK AVAILABILITY	

KIT KIT

2 x DIN 933 A-2 M-10 x 90
2 x DIN 125 A-2 M-10
2 x DIN 934 A-2 M-10
2 x DIN 914 A-2 M-6 x 16
2 x DIN 1481 A-2 Ø-3 x 28
8 x DIN 125 A-2 M-8
8 x DIN 933 A-2 M-8 x 35
8 x DIN 934 A-2 M-8

2 x DIN 933 A-2 M-10 x 90
2 x DIN 125 A-2 M-10
2 x DIN 934 A-2 M-10
2 x DIN 914 A-2 M-6 x 16
2 x DIN 1481 A-2 Ø-3 x 28
8 x DIN 125 A-2 M-8
8 x DIN 933 A-2 M-8 x 35

REF.	DESCRIPCIÓN DESCRIPTION	COLOR COLOUR	REF.	DESCRIPCIÓN DESCRIPTION	COLOR COLOUR
399750	Kit tornillerría de anclaje tipo 3 Anchor hardware kit type 3	Sin color No colour	399748	Kit tornillería de anclaje tipo 1 Anchor hardware kit type 1	Sin color No colour

2 x DIN 933 A-2 M-10 x 90
2 x DIN 125 A-2 M-10
2 x DIN 934 A-2 M-10
2 x DIN 914 A-2 M-6 x 16
2 x DIN 1481 A-2 Ø-3 x 28
8 x DIN 933 A-2 M-8 x 35
8 x DIN 933 A-2 M-8 x 25
8 x DIN 934 A-2 M-8
24 x DIN 125 A-2 M-8

REF.	DESCRIPCIÓN DESCRIPTION	COLOR COLOUR
399749	Kit tornillería de anclaje tipo 2 Anchor hardware kit type 2	Sin color No colour

TORNILLERÍA SCREWS

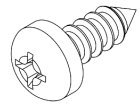



REF.	DESCRIPCIÓN DESCRIPTION	COLOR COLOUR	REF.	DESCRIPCIÓN DESCRIPTION	COLOR COLOUR
399769	Tornillo DIN 7981 M2,9x6,5 Screw DIN 7981 M2,9x6,5	Sin color No colour	399770	Tornillo DIN 7981 M3,5x50 Screw DIN 7981 M3,5x50	Sin color No colour

REF.	DESCRIPCIÓN DESCRIPTION	COLOR COLOUR	REF.	DESCRIPCIÓN DESCRIPTION	COLOR COLOUR
399759	Tornillo DIN 7991 M8x12 Screw DIN 7991 M8x12	Sin color No colour	399764	Tornillo DIN 914 M4x12 Screw DIN 914 M4x12	Sin color No colour

REF.	DESCRIPCIÓN DESCRIPTION	COLOR COLOUR
399760	Tornillo DIN 965 M4x8 Screw DIN 965 M4x8	Sin color No colour

REF.	DESCRIPCIÓN DESCRIPTION	COLOR COLOUR
813532	Tornillos DIN7981 Ø3,5x32 Screws DIN7981 Ø3,5x32	Sin color No colour

REF.	DESCRIPCIÓN DESCRIPTION	COLOR COLOUR
814813	Tornillos DIN7981 Ø4,8x13 ScrewsDIN7981 Ø4,8x13	Sin color No colour

VARIOS VARIOUS

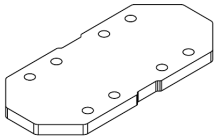

REF.	DESCRIPCIÓN DESCRIPTION	COLOR COLOUR
399796	Conector longitudinal de marco (montante de 125 mm) Frame longitudinal connector (125 mm mullion)	Sin color No colour
OBS.	Tornillo DIN 7991 M8x12 (399759) Screw DIN 7991 M8x12 (399759)	

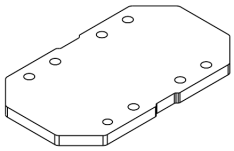

REF.	DESCRIPCIÓN DESCRIPTION	COLOR COLOUR
399797	Conector longitudinal de marco (montante de 150 mm) Frame longitudinal connector (150 mm mullion)	Sin color No colour
OBS.	Tornillo DIN 7991 M8x12 (399759) Screw DIN 7991 M8x12 (399759)	

REF.	DESCRIPCIÓN DESCRIPTION	COLOR COLOUR
399704	Elemento conector Connector element	Sin color No colour
OBS.	Tornillo DIN 933 M8x35 (399761) Screw DIN 933 M8x35 (399761)	

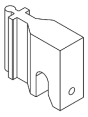

REF.	DESCRIPCIÓN DESCRIPTION	COLOR COLOUR
399752	Gancho deslizante mecanizado Machined sliding hook	Sin color No colour

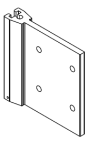

REF.	DESCRIPCIÓN DESCRIPTION	COLOR COLOUR
399753	Gancho soporte mecanizado Machined support hook	Sin color No colour

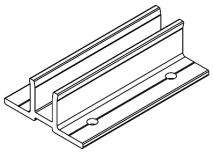

REF.	DESCRIPCIÓN DESCRIPTION	COLOR COLOUR
399790	Perfil conector hembra mecanizado (10 mm) Machined female connector profile (10 mm)	Sin color No colour
OBS.	Tornillo DIN 7981 M4,8x13 (814813) Screw DIN 7981 M4,8x13 (814813)	

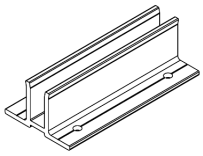

REF.	DESCRIPCIÓN DESCRIPTION	COLOR COLOUR
399792	Perfil conector hembra mecanizado (20 mm) Machined female connector profile (20mm)	Sin color No colour
OBS.	Tornillo DIN 7981 M4,8x13 (814813). CONSULTAR DISPONIBILIDAD Screw DIN 7981 M4,8x13 (814813). CHECK AVAILABILITY	

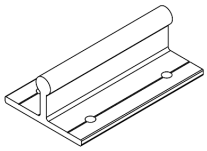

REF.	DESCRIPCIÓN DESCRIPTION	COLOR COLOUR
399791	Perfil conector macho mecanizado (10 mm) Machined male connector profile (10 mm)	Sin color No colour
OBS.	Tornillo DIN 7981 M4,8x13 (814813) Screw DIN 7981 M4,8x13 (814813)	

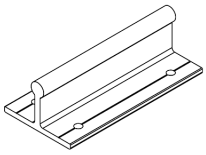

REF.	DESCRIPCIÓN DESCRIPTION	COLOR COLOUR
399793	Perfil conector macho mecanizado (20mm) Machined male connector profile (20mm)	Sin color No colour
OBS.	Tornillo DIN 7981 M4,8x13 (814813). CONSULTAR DISPONIBILIDAD Screw DIN 7981 M4,8x13 (814813). CHECK AVAILABILITY	

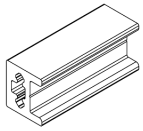

REF.	DESCRIPCIÓN DESCRIPTION	COLOR COLOUR
399742	Perfil de alineamiento mecanizado Machined alignment profile	Sin color No colour
OBS.	Tornillo DIN 7981 M3,5x50 (399770). CONSULTAR DISPONIBILIDAD Screw DIN 7981 M3,5x50 (399770). CHECK AVAILABILITY	

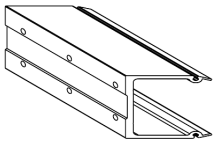

REF.	DESCRIPCIÓN DESCRIPTION	COLOR COLOUR
399735	Perfil de unión en T en esquina mecanizado (montante de 125 mm) Machined corner T-joint profile (125 mm mullion)	Sin color No colour
OBS.	Tornillo DIN 7981 M4,8x13 (814813). CONSULTAR DISPONIBILIDAD Screw DIN 7981 M4,8x13 (814813). CHECK AVAILABILITY	

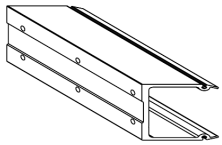

REF.	DESCRIPCIÓN DESCRIPTION	COLOR COLOUR
399736	Perfil de unión en T en esquina mecanizado (montante de 150 mm) Machined corner T-joint profile (150 mm mullion)	Sin color No colour
OBS.	Tornillo DIN 7981 M4,8x13 (814813). CONSULTAR DISPONIBILIDAD Screw DIN 7981 M4,8x13 (814813). CHECK AVAILABILITY	

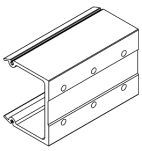

REF.	DESCRIPCIÓN DESCRIPTION	COLOR COLOUR
399740	Perfil de unión en T mecanizado (montante de 125 mm) Machined T-joint profil (125 mm mullion)	Sin color No colour
OBS.	Tornillo DIN 7981 M4,8x13 (814813). CONSULTAR DISPONIBILIDAD Screw DIN 7981 M4,8x13 (814813). CHECK AVAILABILITY	

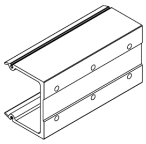

REF.	DESCRIPCIÓN DESCRIPTION	COLOR COLOUR
399741	Perfil de unión en T mecanizado (montante de 150 mm) Machined T-joint profil (150 mm mullion)	Sin color No colour
OBS.	Tornillo DIN 7981 M4,8x13 (814813). CONSULTAR DISPONIBILIDAD Screw DIN 7981 M4,8x13 (814813). CHECK AVAILABILITY	



REF.	DESCRIPCIÓN DESCRIPTION	COLOR COLOUR
399751	Placa de anclaje Anchoring plate	Sin color No colour

FACHADA MODULAR UNIT 66
UNITIZED FAÇADE UNIT 66

5. NUDOS CONSTRUCTIVOS
5. CONSTRUCTIVE SECTIONS

IMPORTANTE
ALUMINIOS CORTIZO S.A.U. se reserva el derecho de modificar o eliminar cualquiera de sus perfiles, accesorios o juntas del sistema sin previo aviso. ALUMINIOS CORTIZO S.A.U. no se hace responsable de las posibles erratas tipográficas de este catálogo y recomienda encarecidamente al cliente que, antes de la formalización de cualquier pedido, verifique que las referencias aparecidas en el mismo son las correctas.

IMPORTANT
ALUMINIOS CORTIZO S.A.U. reserves the right to modify or remove any of its system profiles, accessories or gaskets without prior notification. ALUMINIOS CORTIZO S.A.U. will not be responsible for any possible typographical errors in this catalogue and strongly recommends to the client that, before formalising any order, to check that the references that appear in this catalogue are correct.

Secciones horizontal y vertical tipo. Versión Ajunquillada
Vertical and horizontal sections. Beaded version

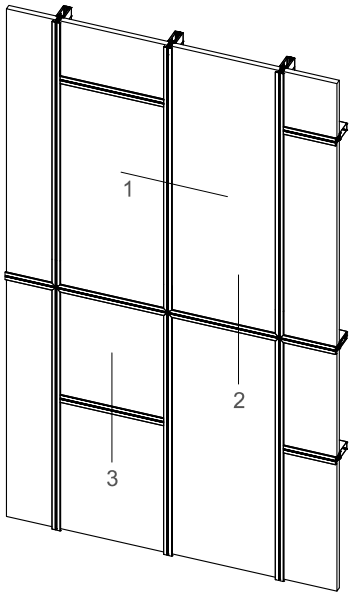

Secciones horizontal y vertical tipo. Versión estructural
Vertical and horizontal sections. SG version

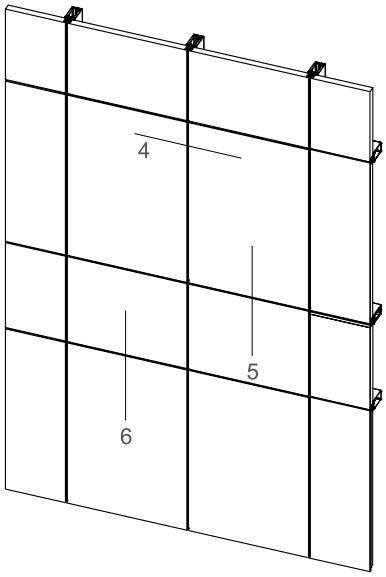

Secciones horizontal por esquina. Versión Ajunquillada
Corner horizontal section. Beaded version

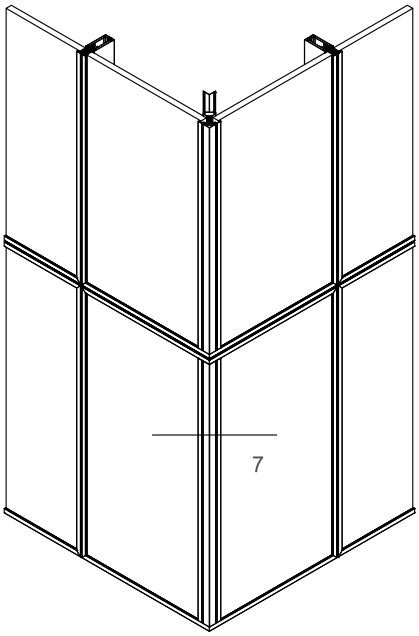

Apertura praticable / oscilo. Versión Ajunquillada
Opening casement / tilt. Beaded version

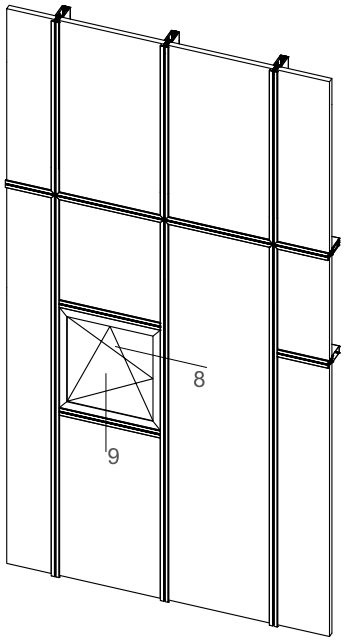

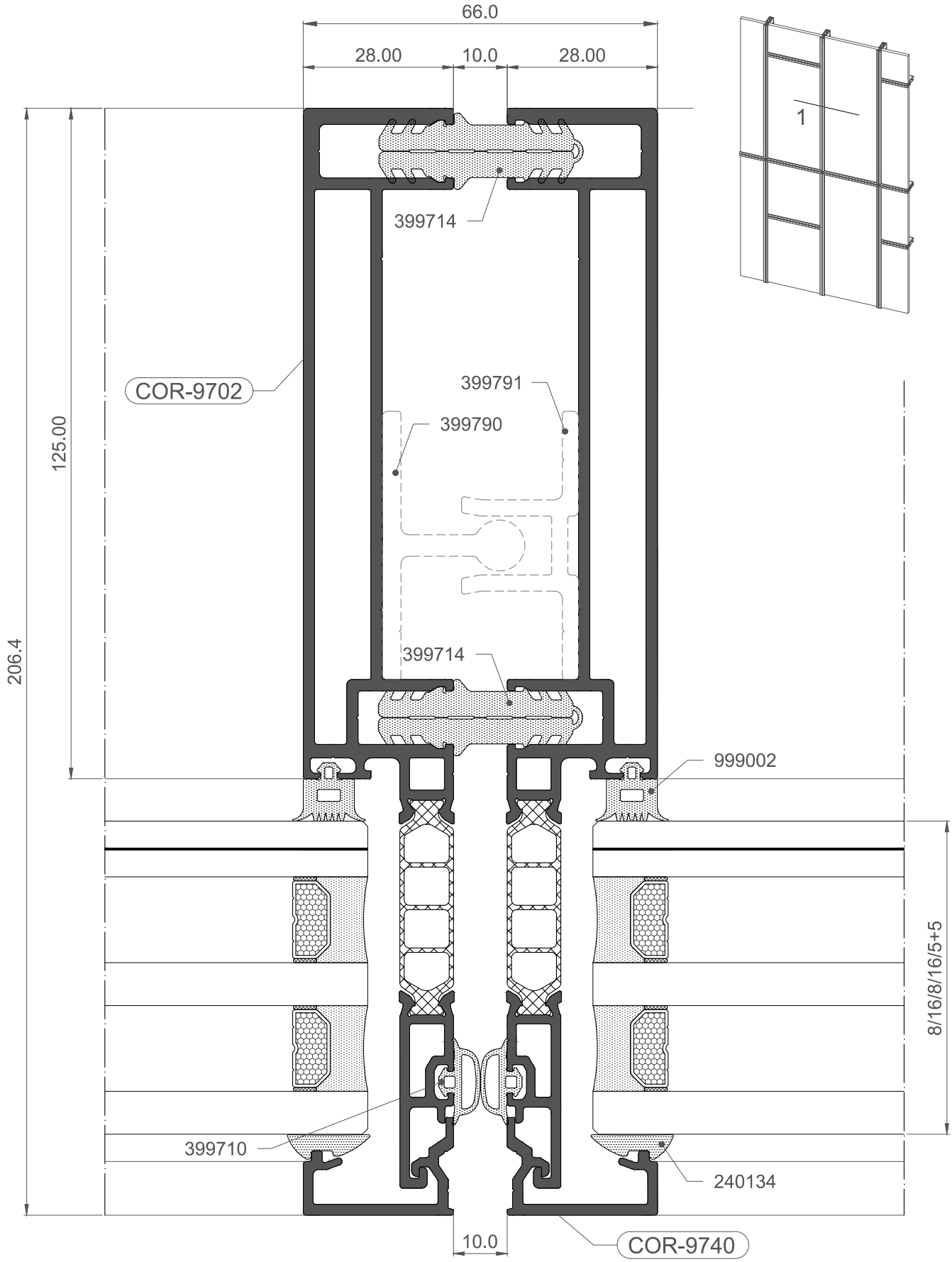
66.0
28.00
10.0
28.00
1
399714
COR-9702
399791
399790
125.00
206.4
399714
999002
8/16/8/16/5+5
399710
240134
10.0
COR-9740

FACHADA MODULAR UNIT 66
Nudos constructivos

UNITIZED FAÇADE UNIT 66
Constructive sections

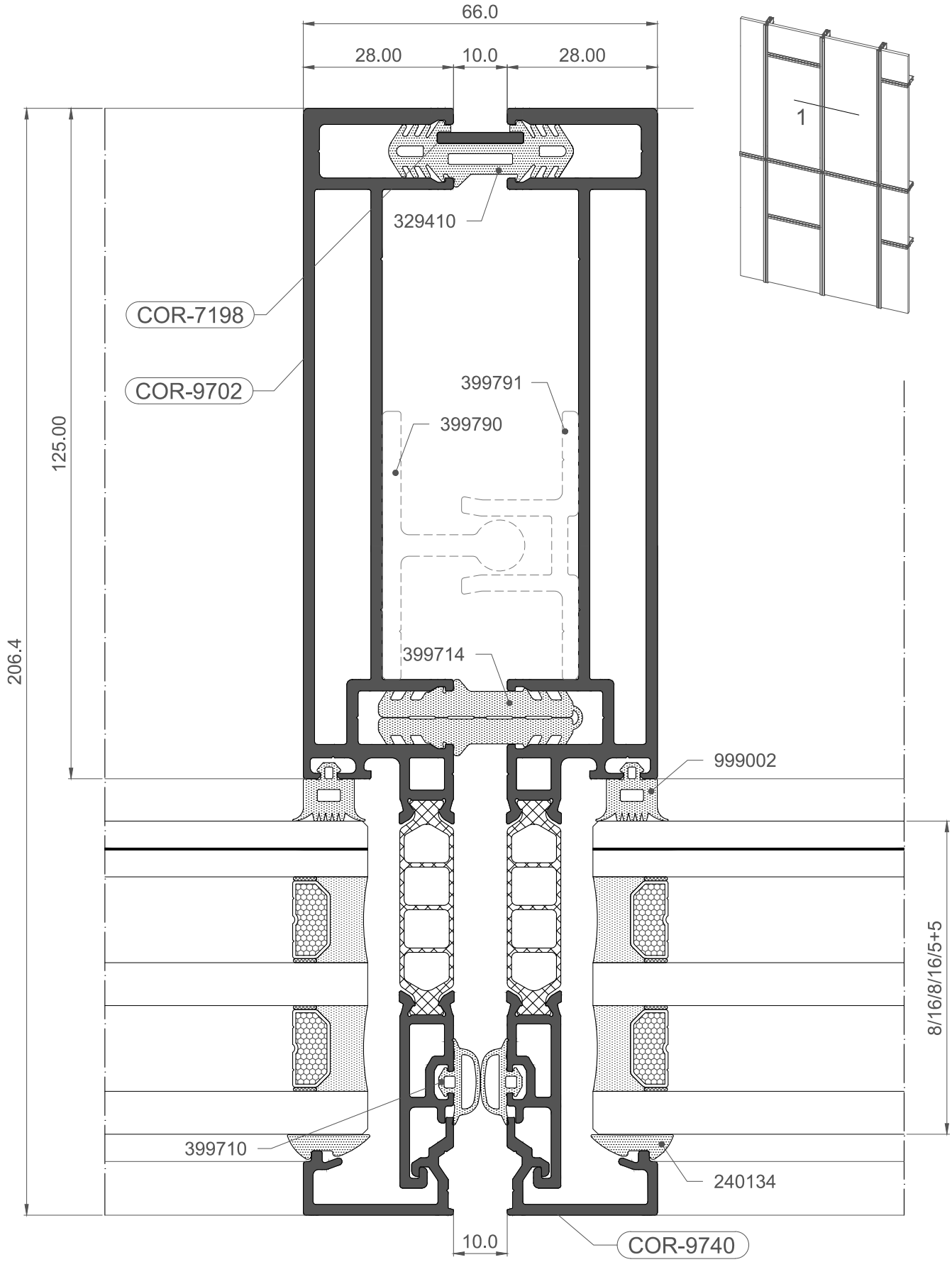

FACHADA MODULAR UNIT 66
Nudos constructivos

UNITIZED FAÇADE UNIT 66
Constructive sections

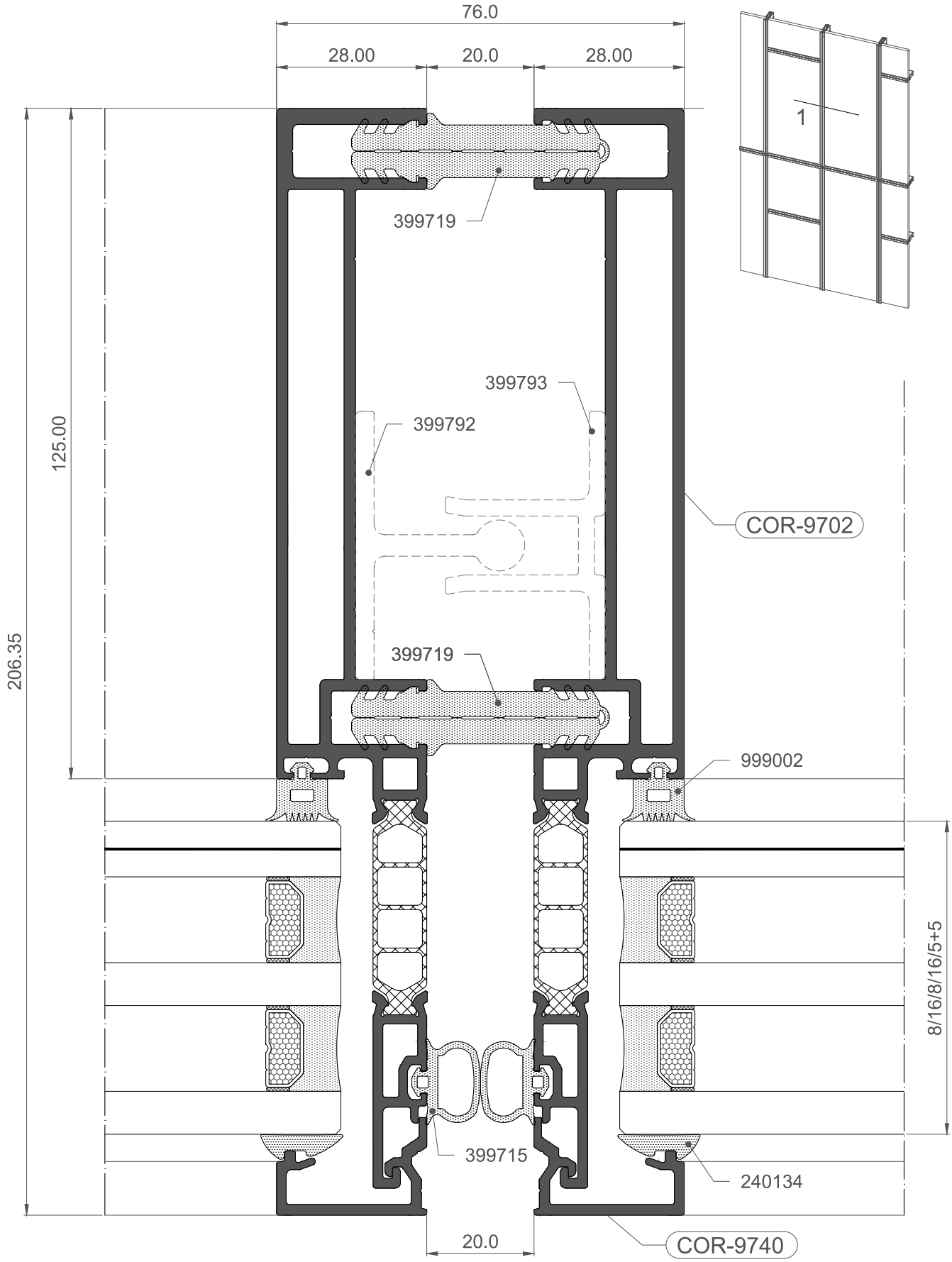

FACHADA MODULAR UNIT 66
Nudos constructivos

UNITIZED FAÇADE UNIT 66
Constructive sections

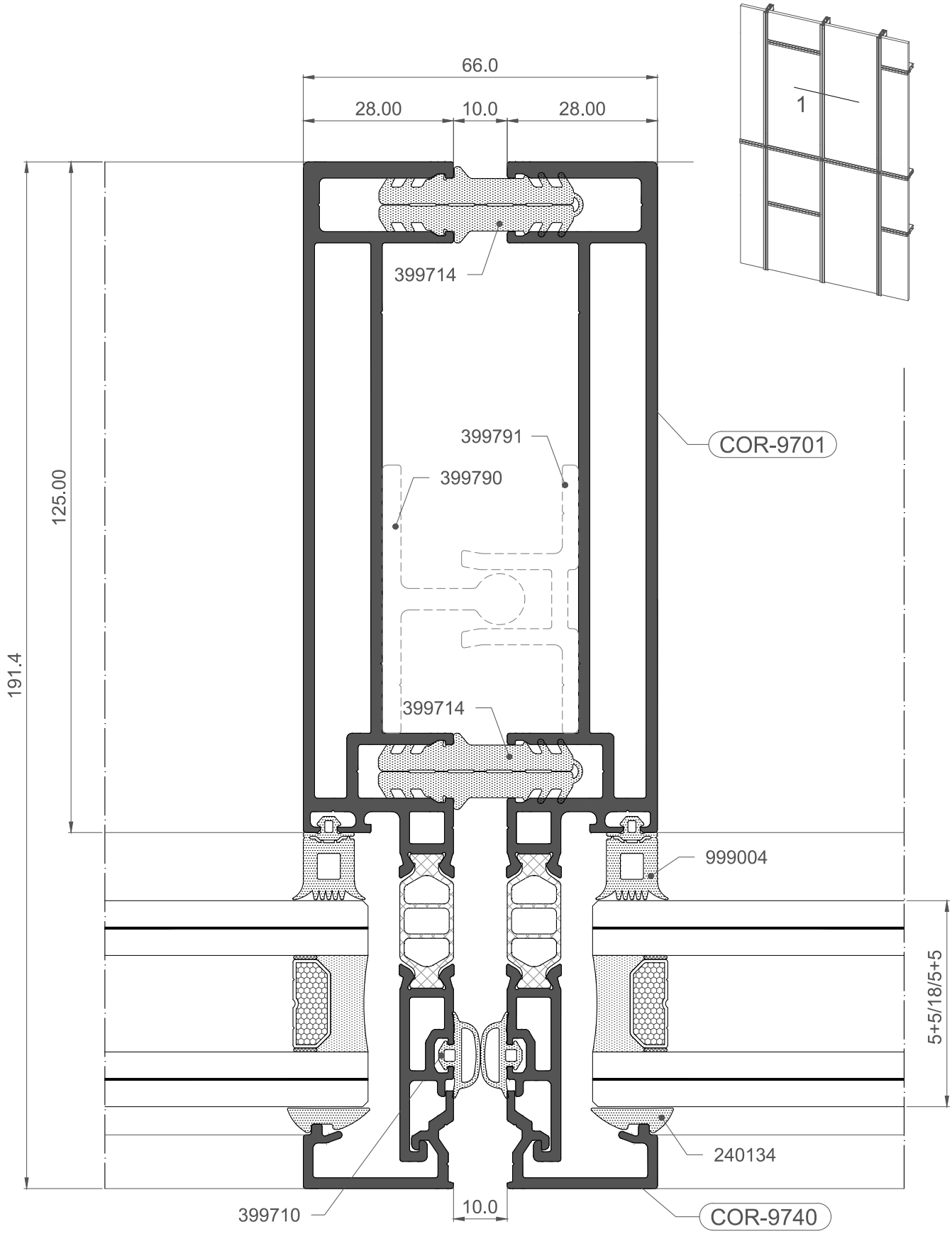

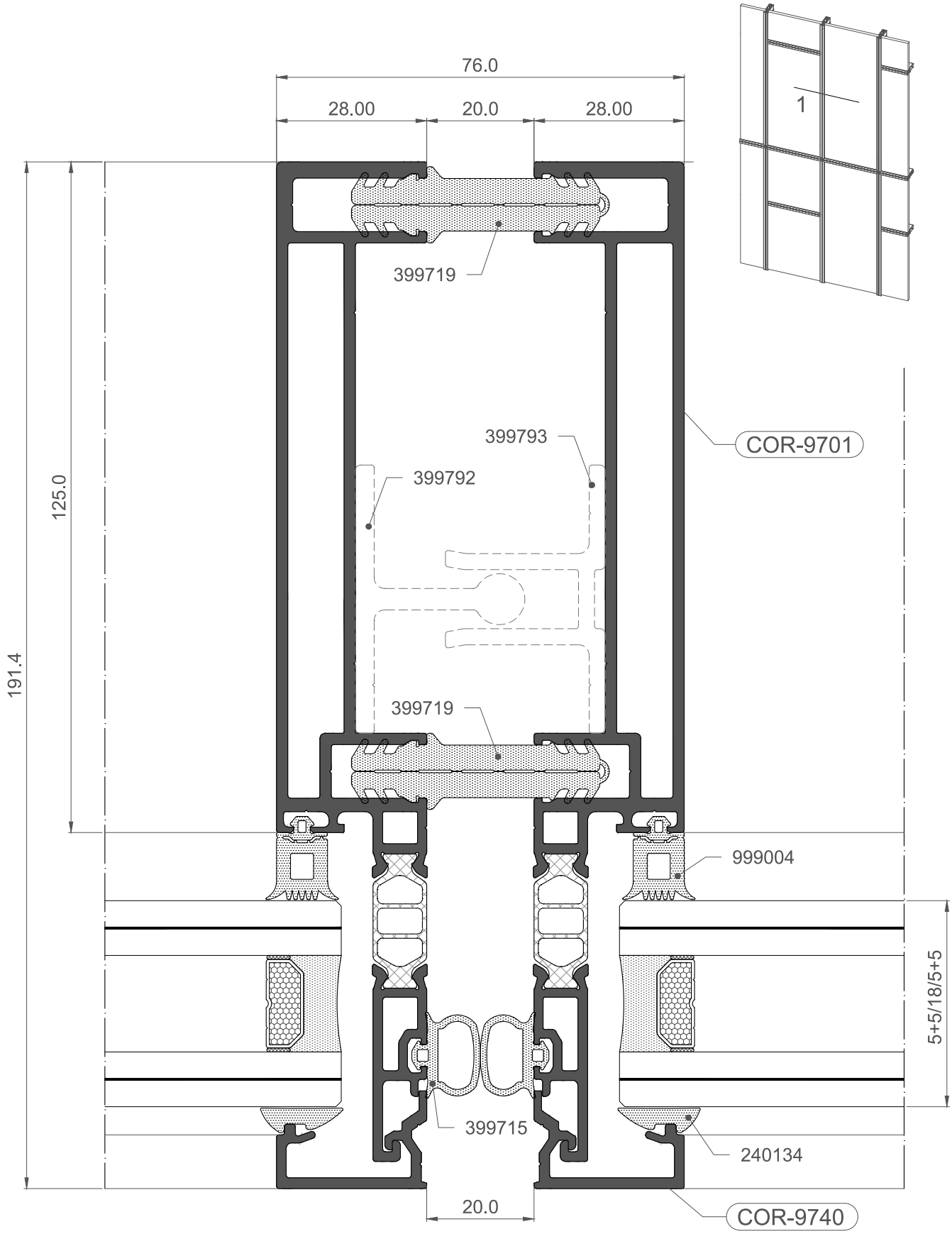
76.0
28.00
20.0
28.00
1
399719
399793
COR-9701
399792
125.0
191.4
399719
999004
5+5/18/5+5
399715
240134
20.0
COR-9740

FACHADA MODULAR UNIT 66
Nudos constructivos

UNITIZED FAÇADE UNIT 66
Constructive sections

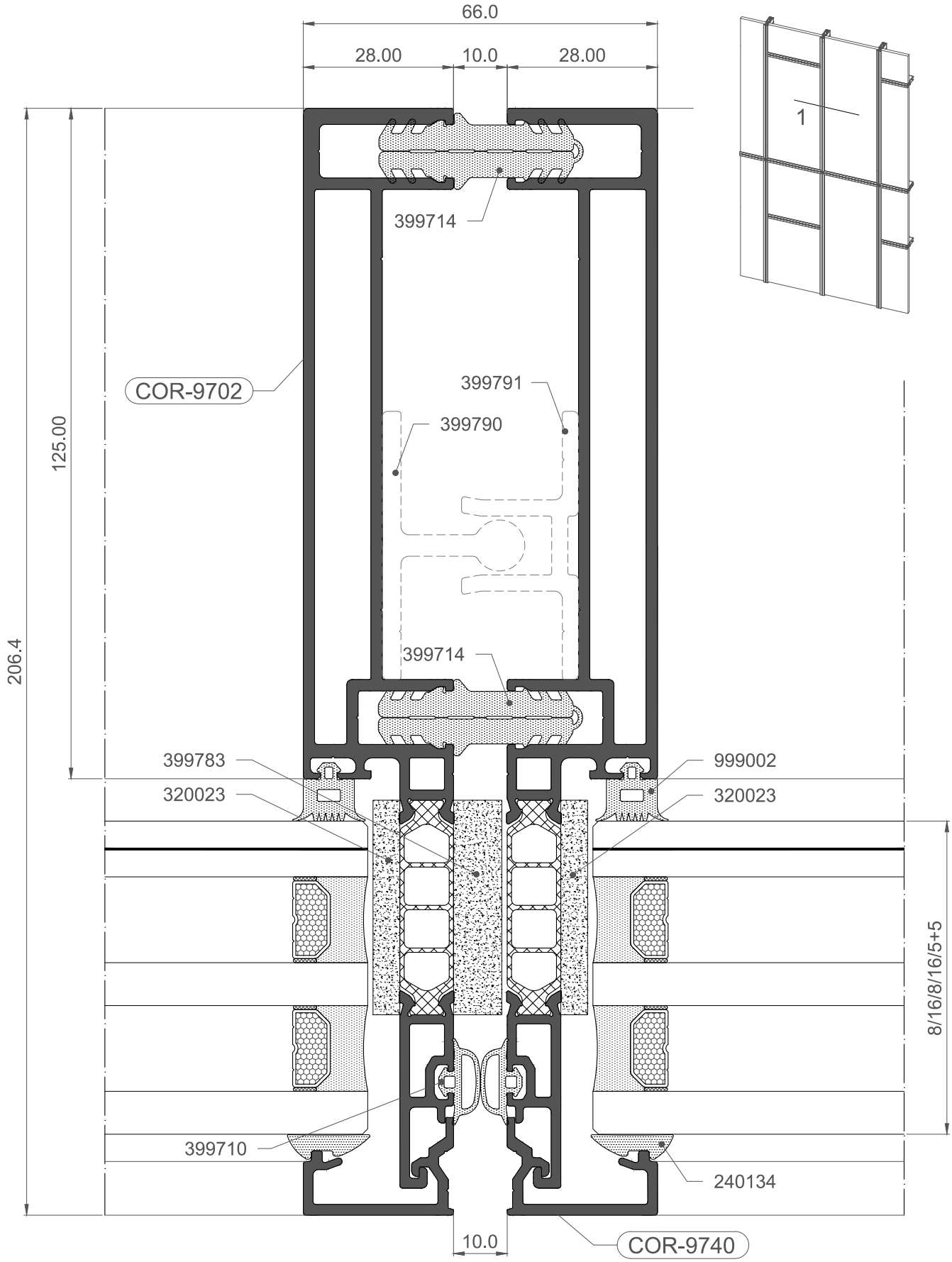

FACHADA MODULAR UNIT 66
Nudos constructivos

UNITIZED FAÇADE UNIT 66
Constructive sections

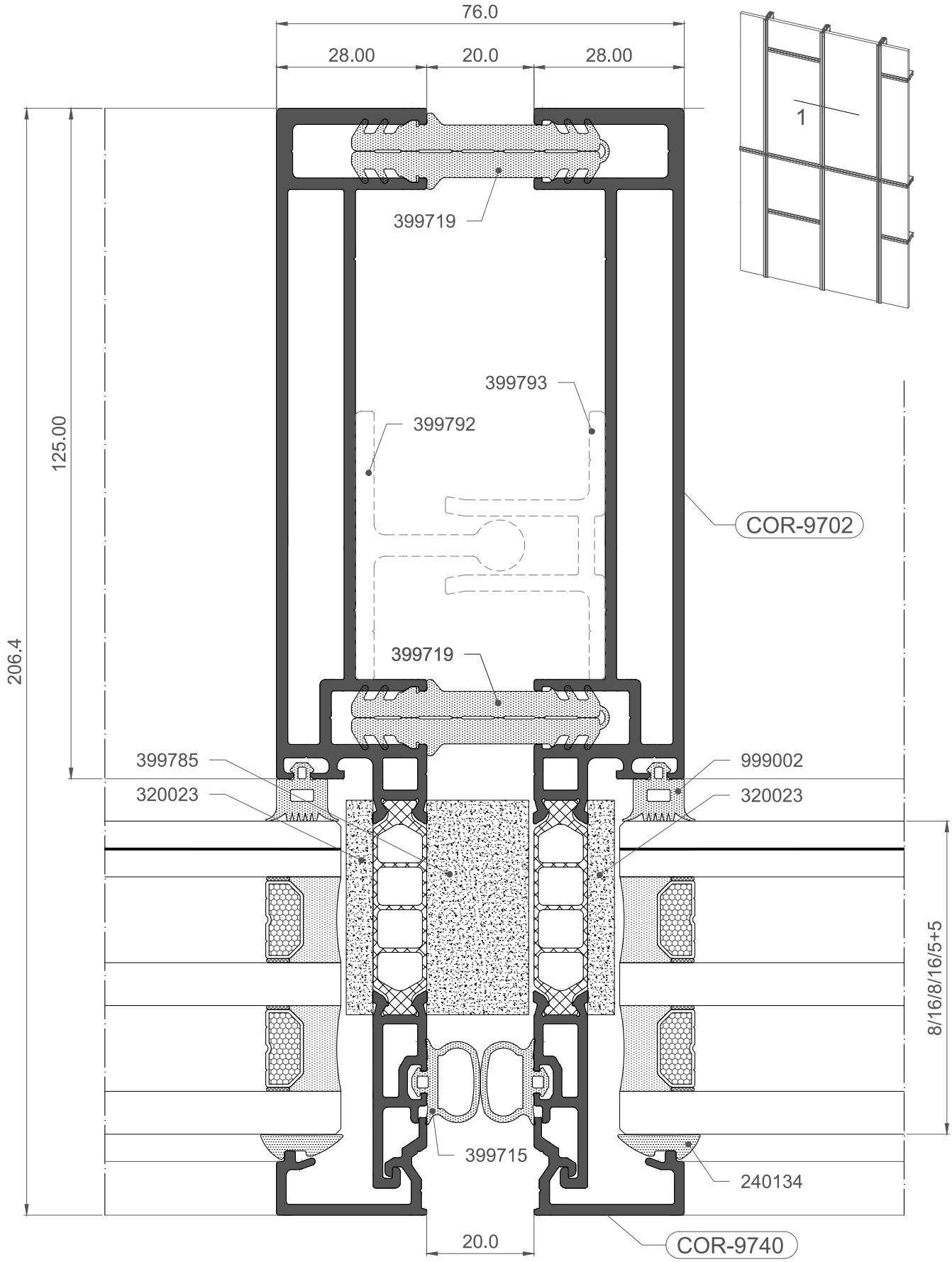

FACHADA MODULAR UNIT 66
Nudos constructivos

UNITIZED FAÇADE UNIT 66
Constructive sections

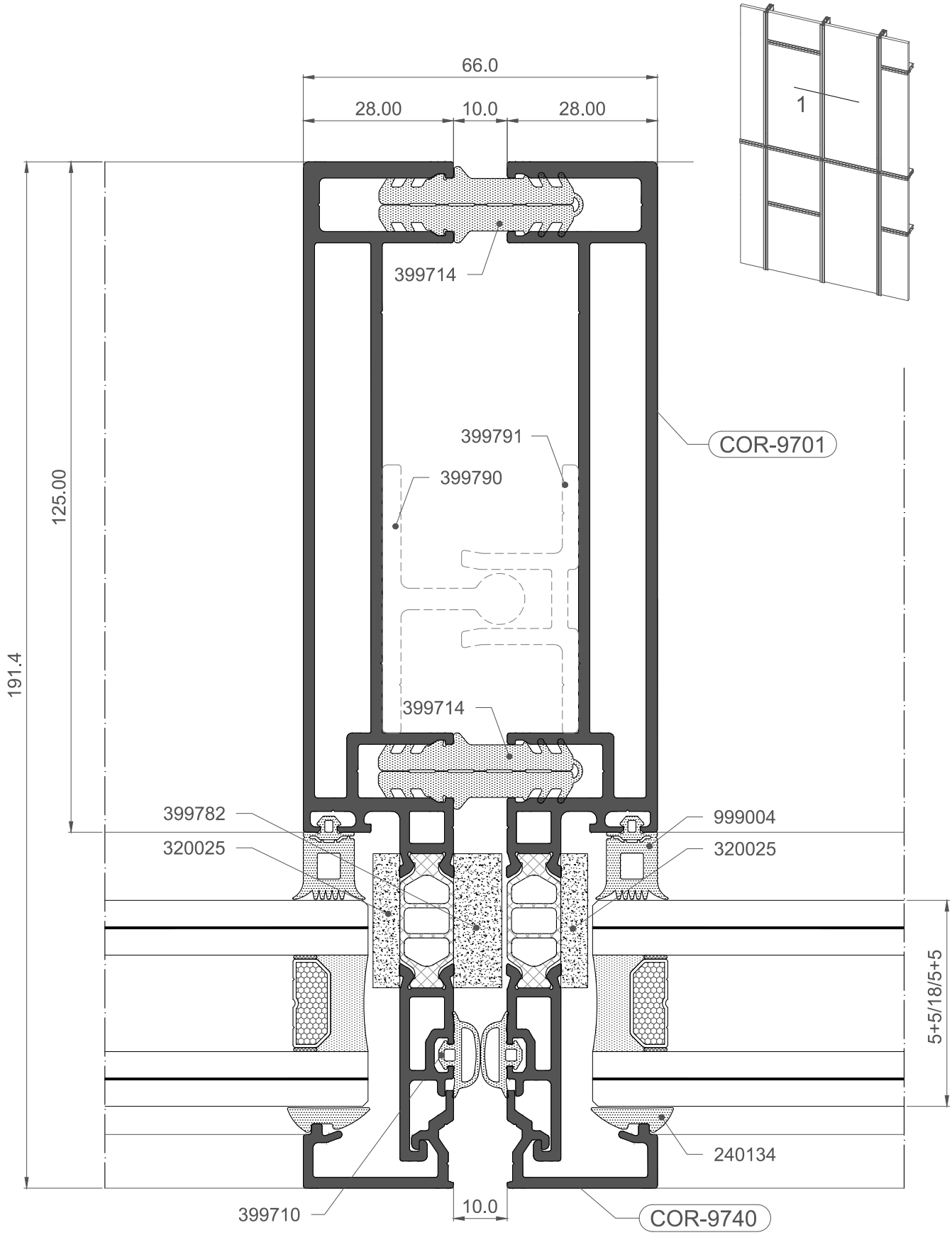

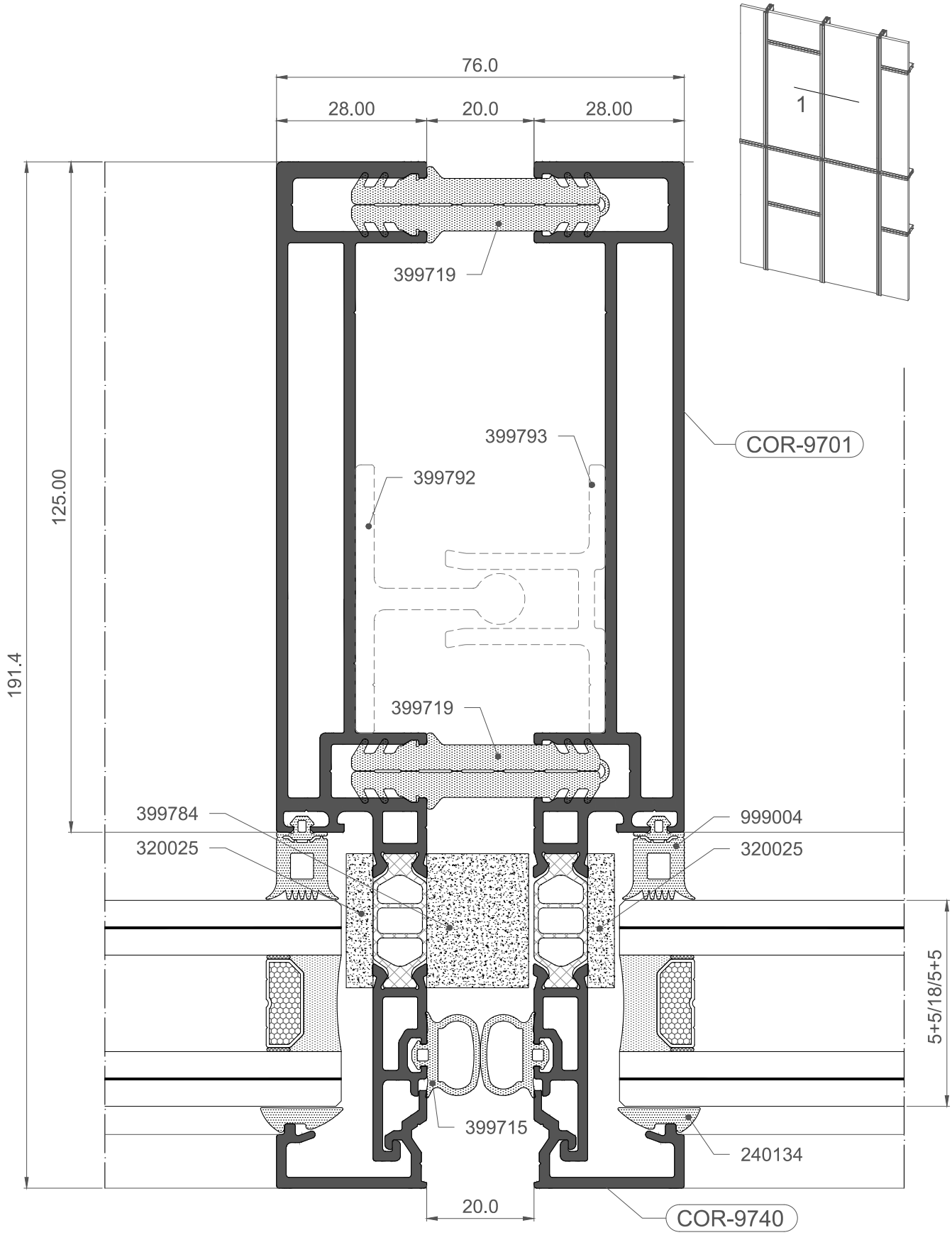
76.0
28.00
20.0
28.00
1
399719
399793
COR-9701
399792
125.00
191.4
399719
399784
320025
999004
320025
5+5/18/5+5
399715
240134
20.0
COR-9740

FACHADA MODULAR UNIT 66
Nudos constructivos

UNITIZED FAÇADE UNIT 66
Constructive sections

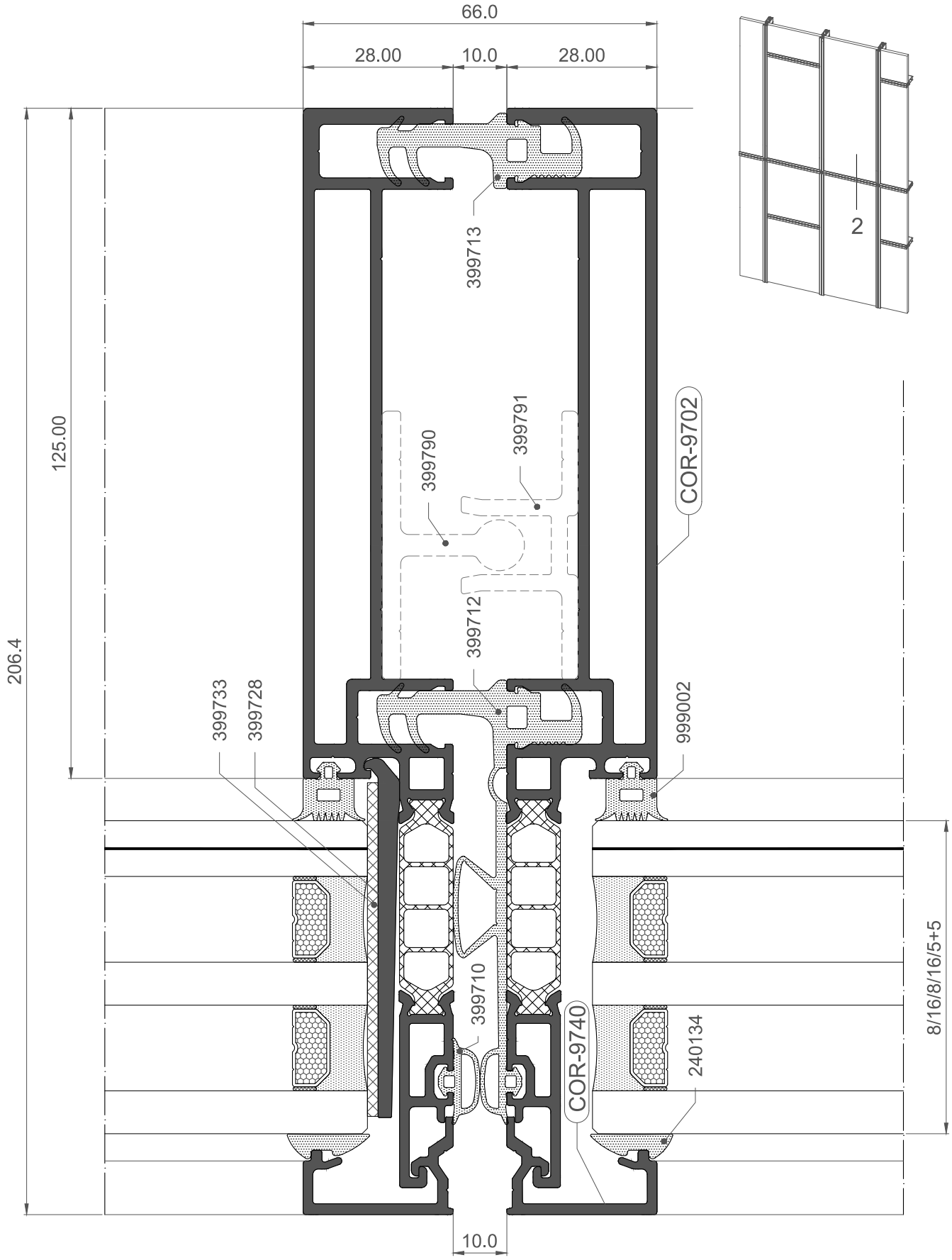

FACHADA MODULAR UNIT 66
Nudos constructivos

UNITIZED FAÇADE UNIT 66
Constructive sections

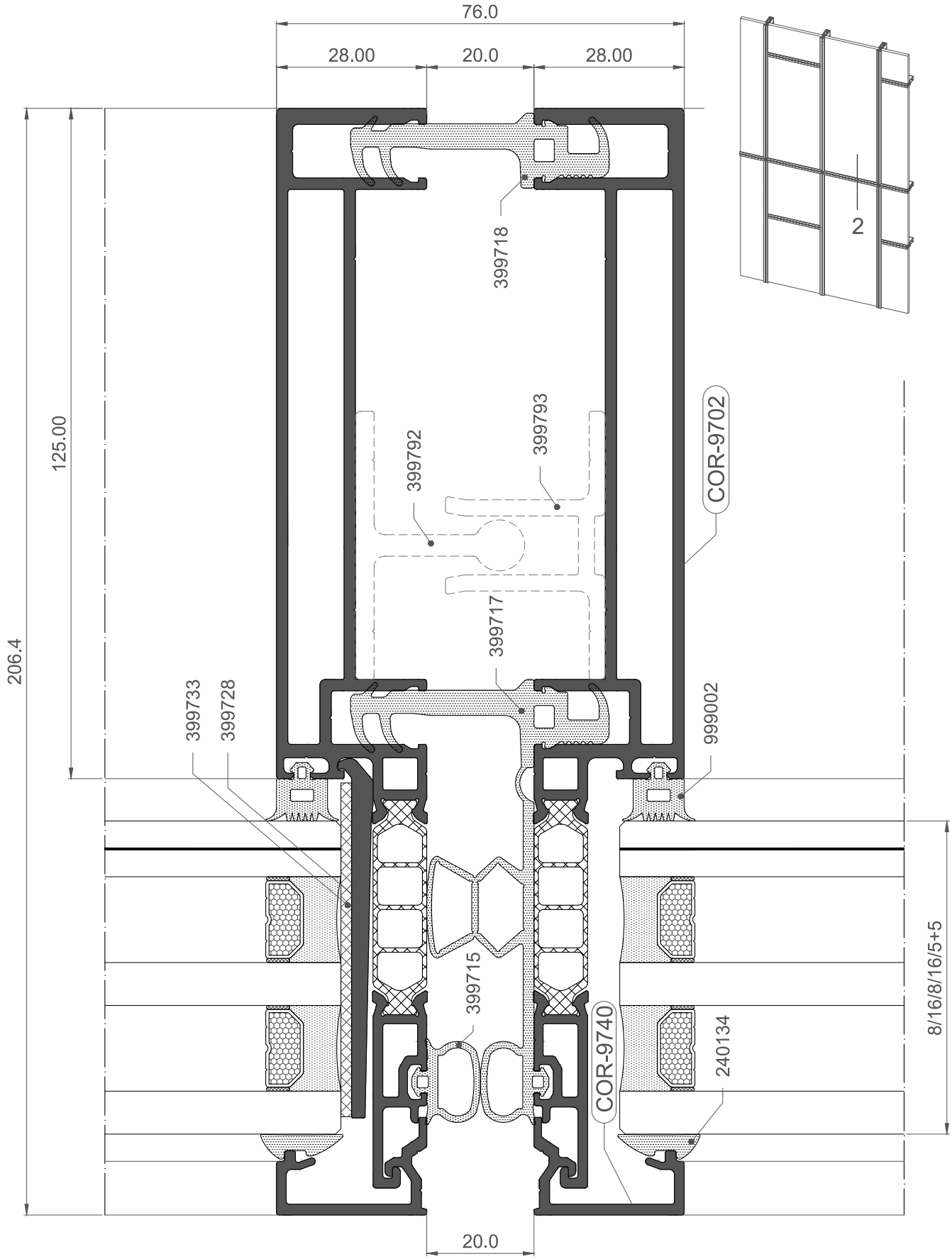

FACHADA MODULAR UNIT 66
Nudos constructivos

UNITIZED FAÇADE UNIT 66
Constructive sections

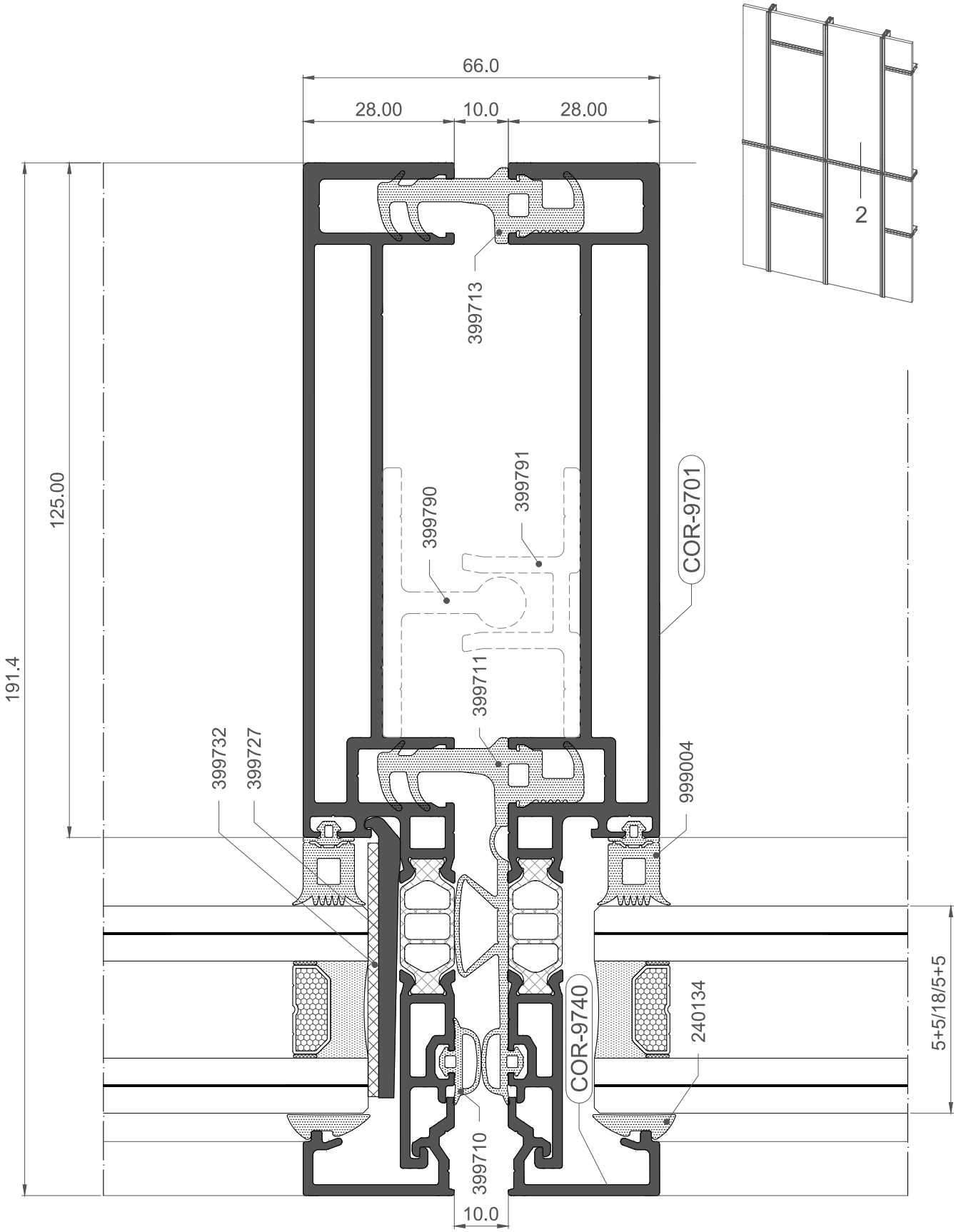

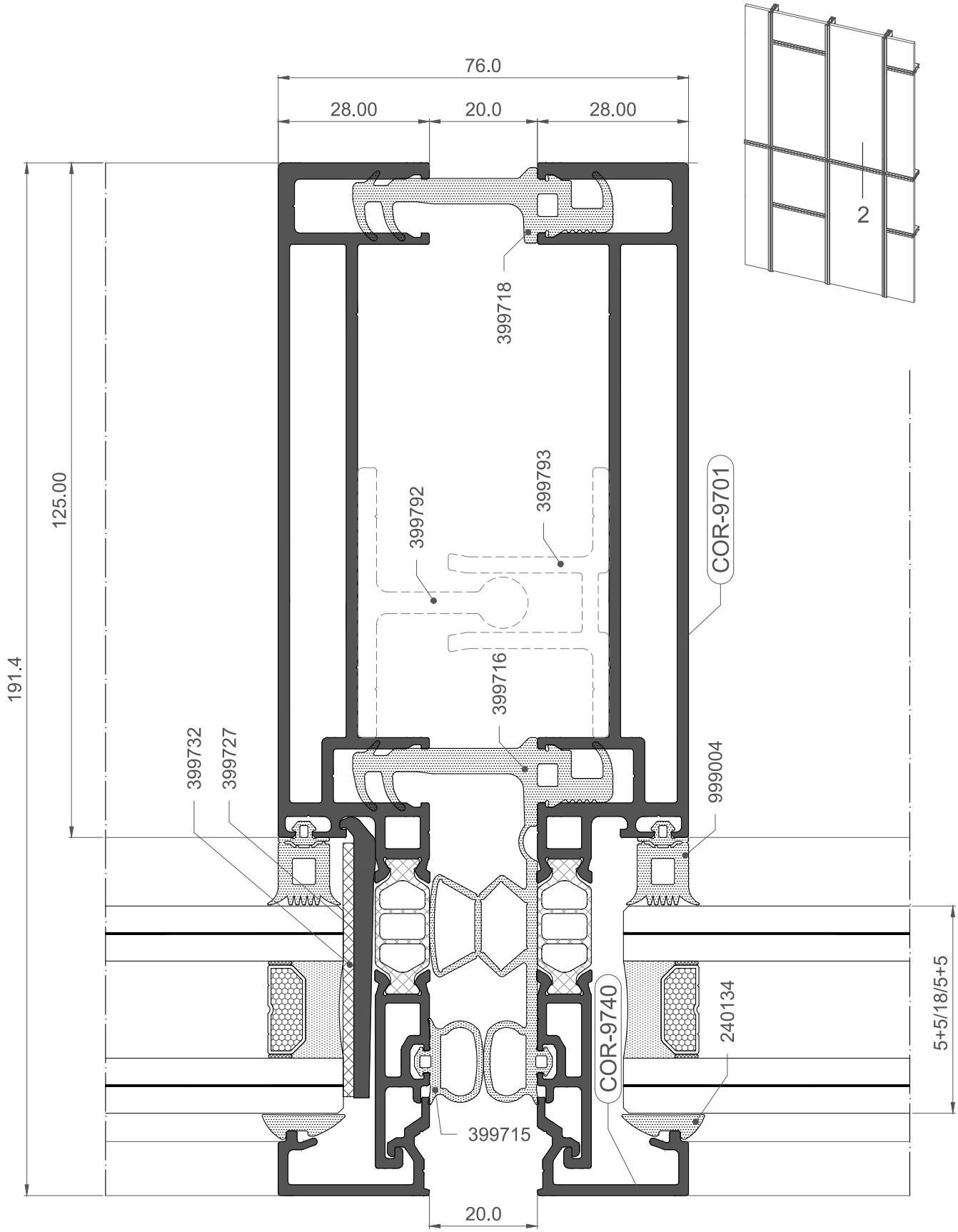
76.0
28.00
20.0
28.00
2
399718
399793
399792
COR-9701
125.00
191.4
399716
399732
399727
999004
5+5/18/5+5
240134
COR-9740
399715
20.0

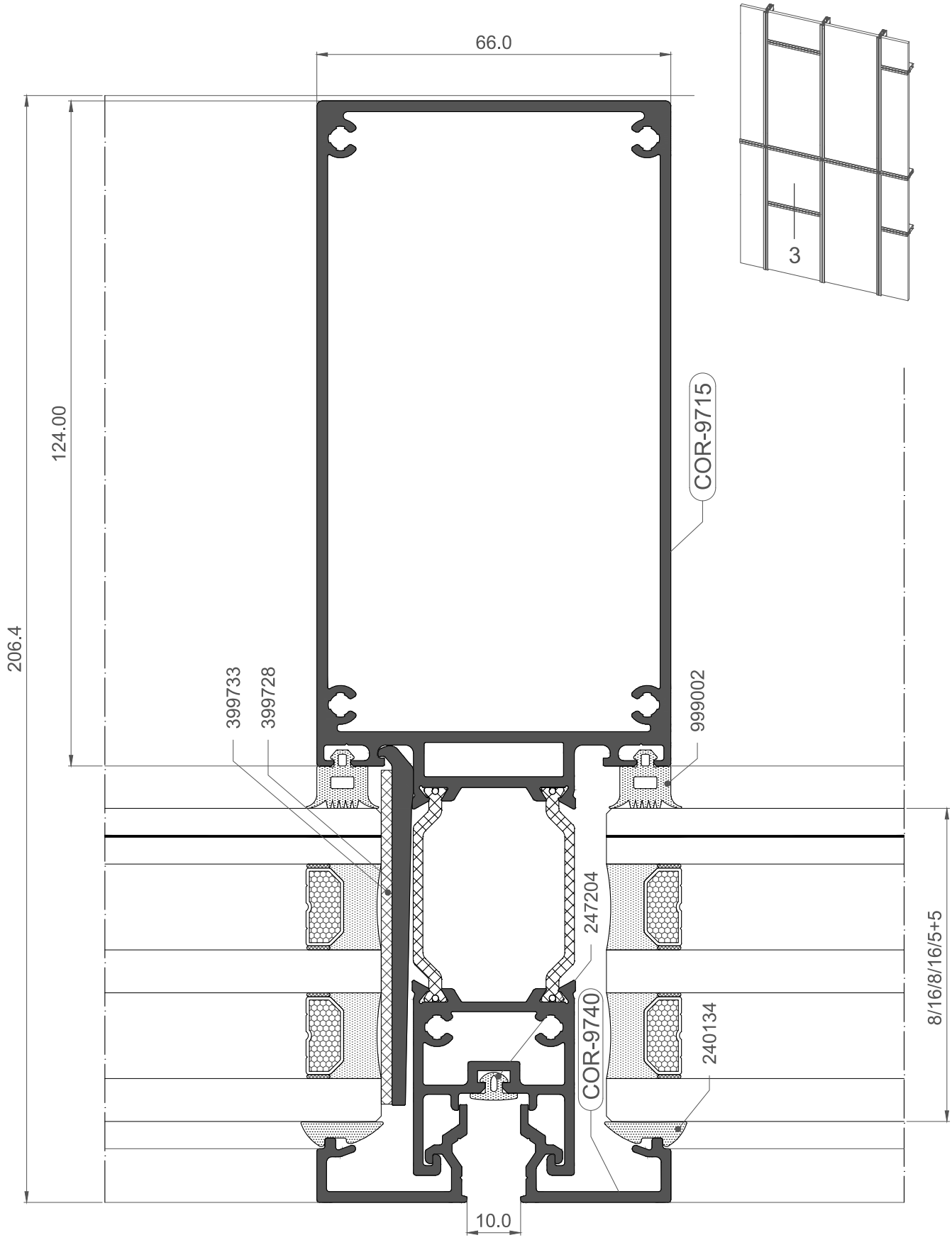
66.0
124.00
206.4
3
COR-9715
399733
399728
999002
247204
COR-9740
240134
8/16/8/16/5+5
10.0

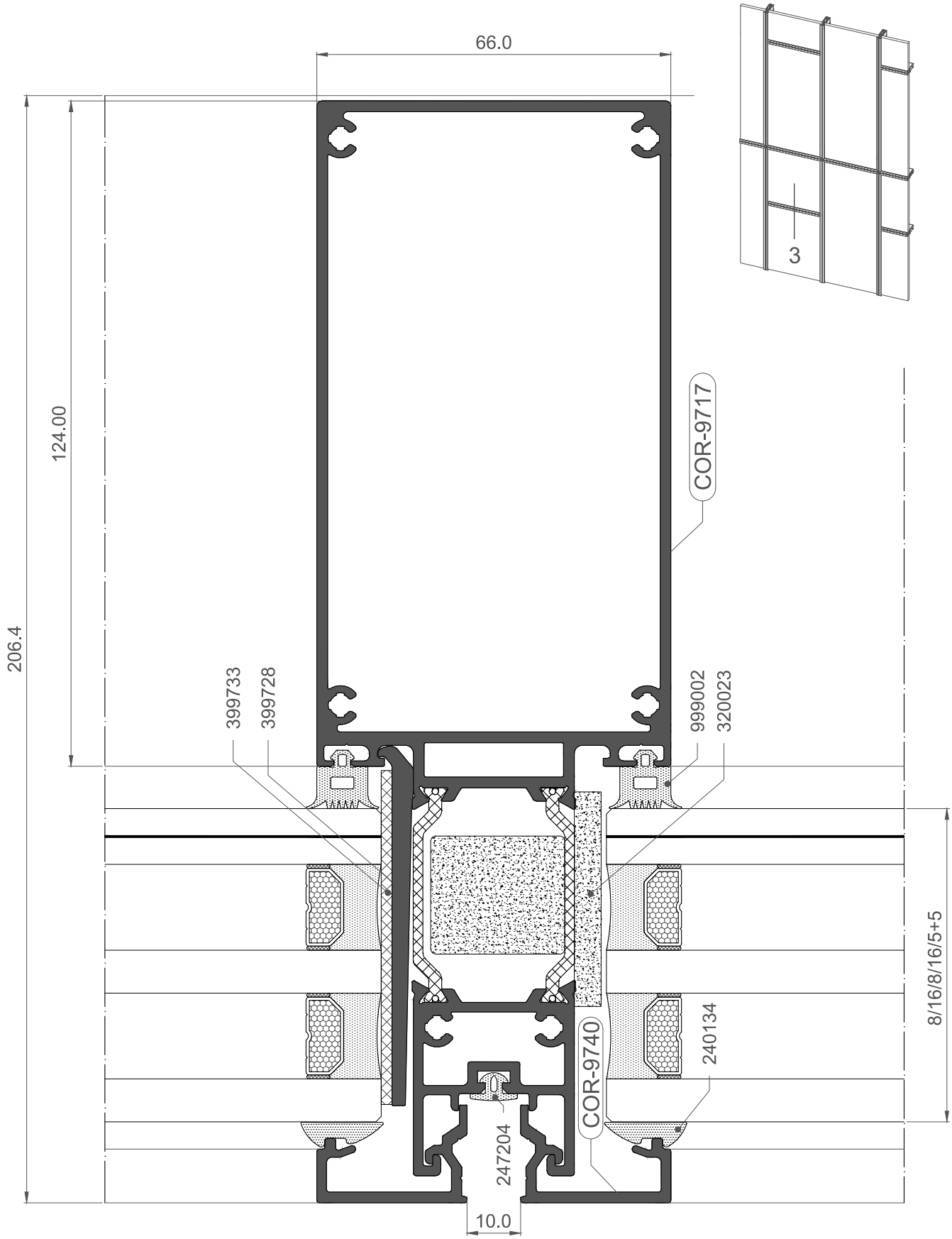
66.0
124.00
206.4
3
COR-9717
399733
399728
999002
320023
8/16/8/16/5+5
240134
COR-9740
247204
10.0

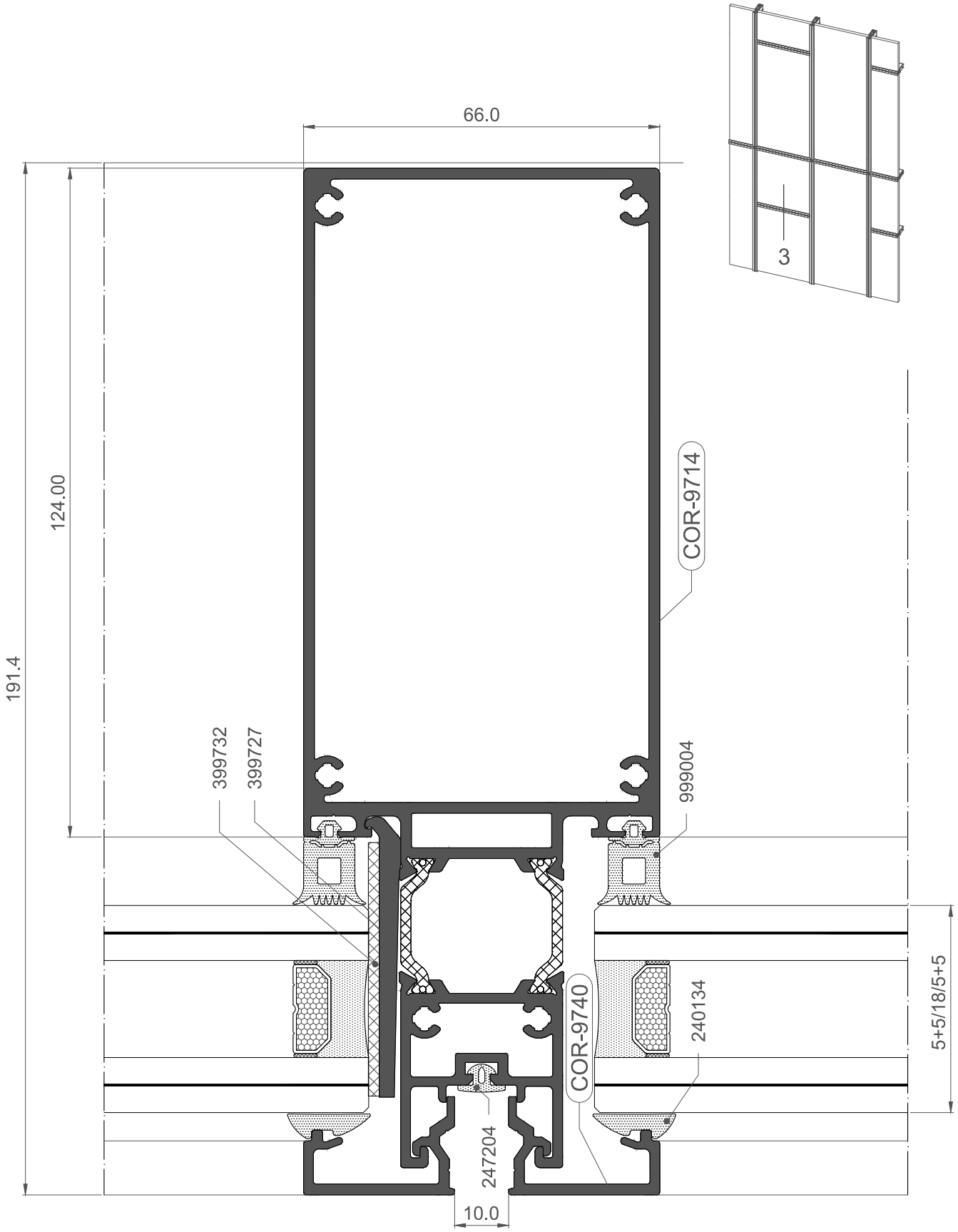
66.0
3
124.00
191.4
COR-9714
399732
399727
999004
COR-9740
240134
247204
10.0
5+5/18/5+5

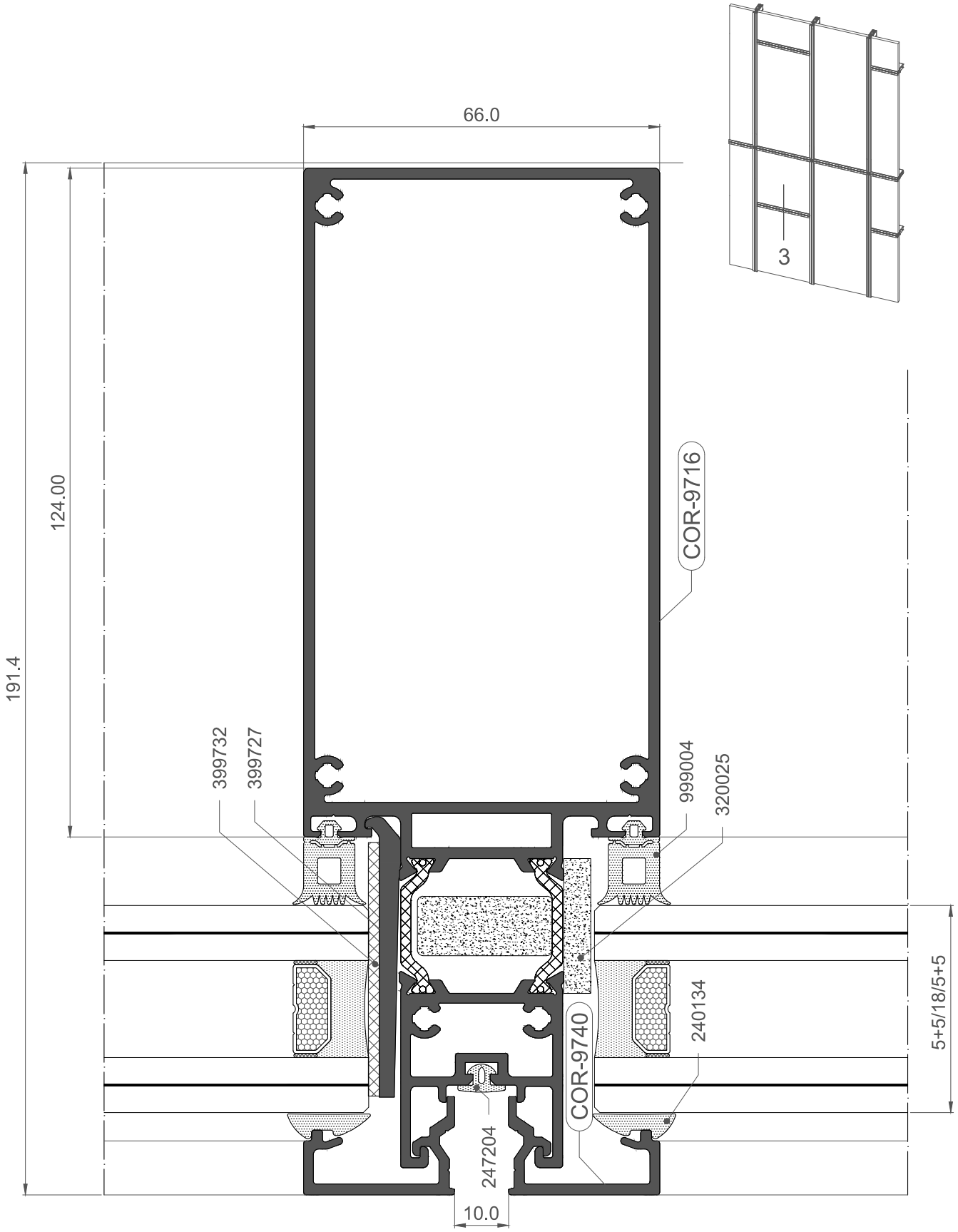
66.0
3
124.00
191.4
COR-9716
399732
399727
999004
320025
240134
COR-9740
247204
10.0
5+5/18/5+5

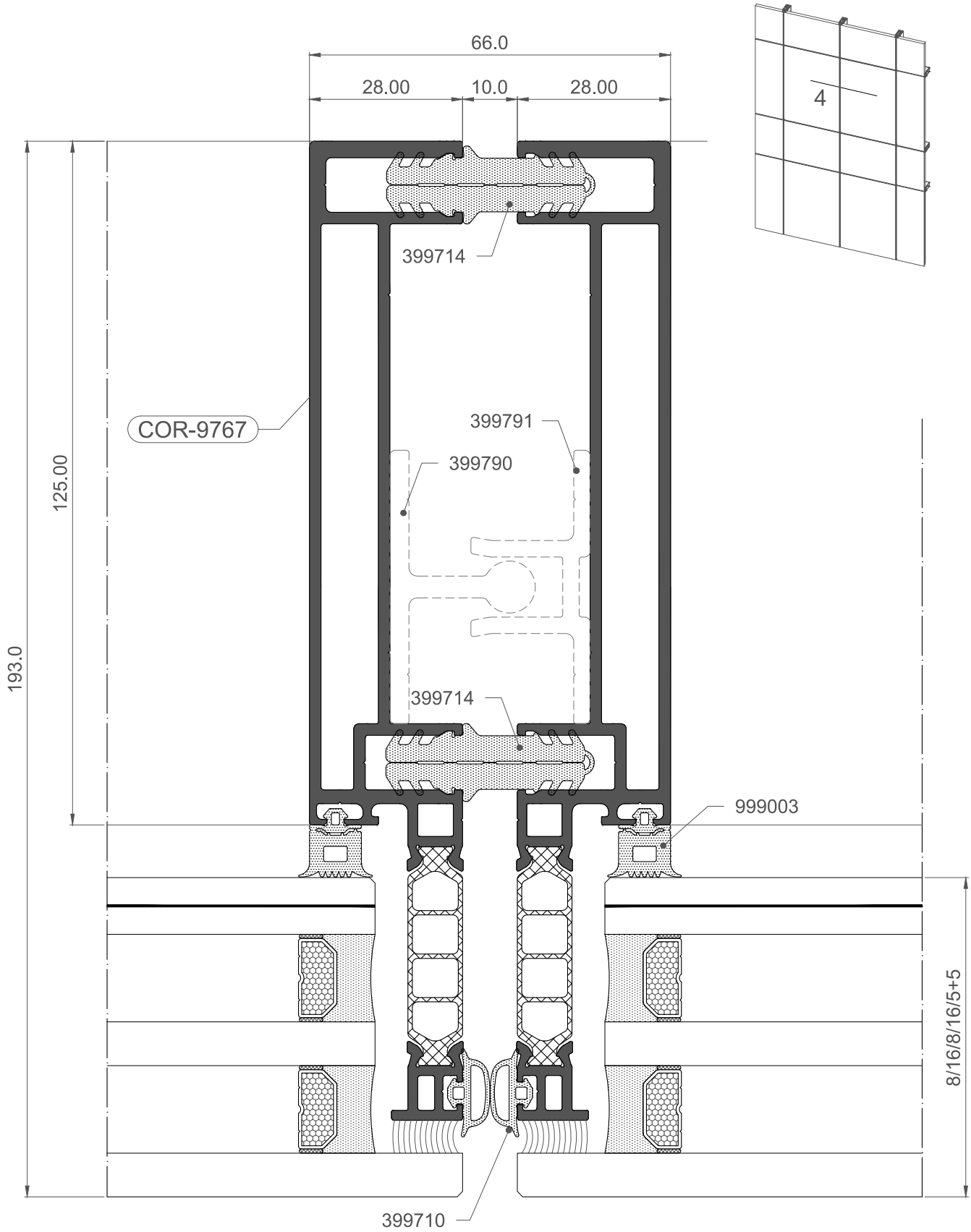
66.0
28.00
10.0
28.00
4
399714
COR-9767
399791
399790
125.00
193.0
399714
999003
8/16/8/16/5+5
399710

FACHADA MODULAR UNIT 66
Nudos constructivos

UNITIZED FAÇADE UNIT 66
Constructive sections

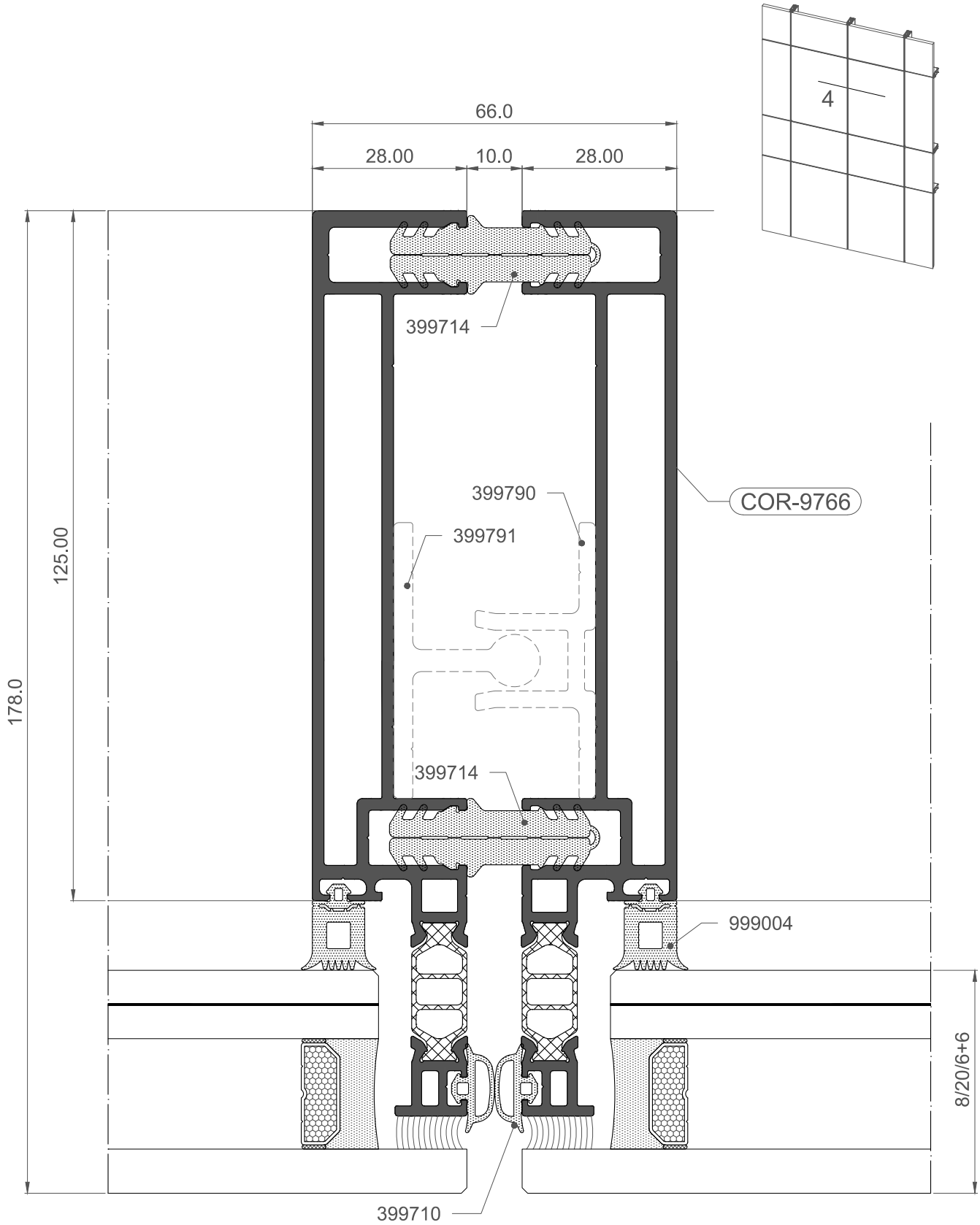

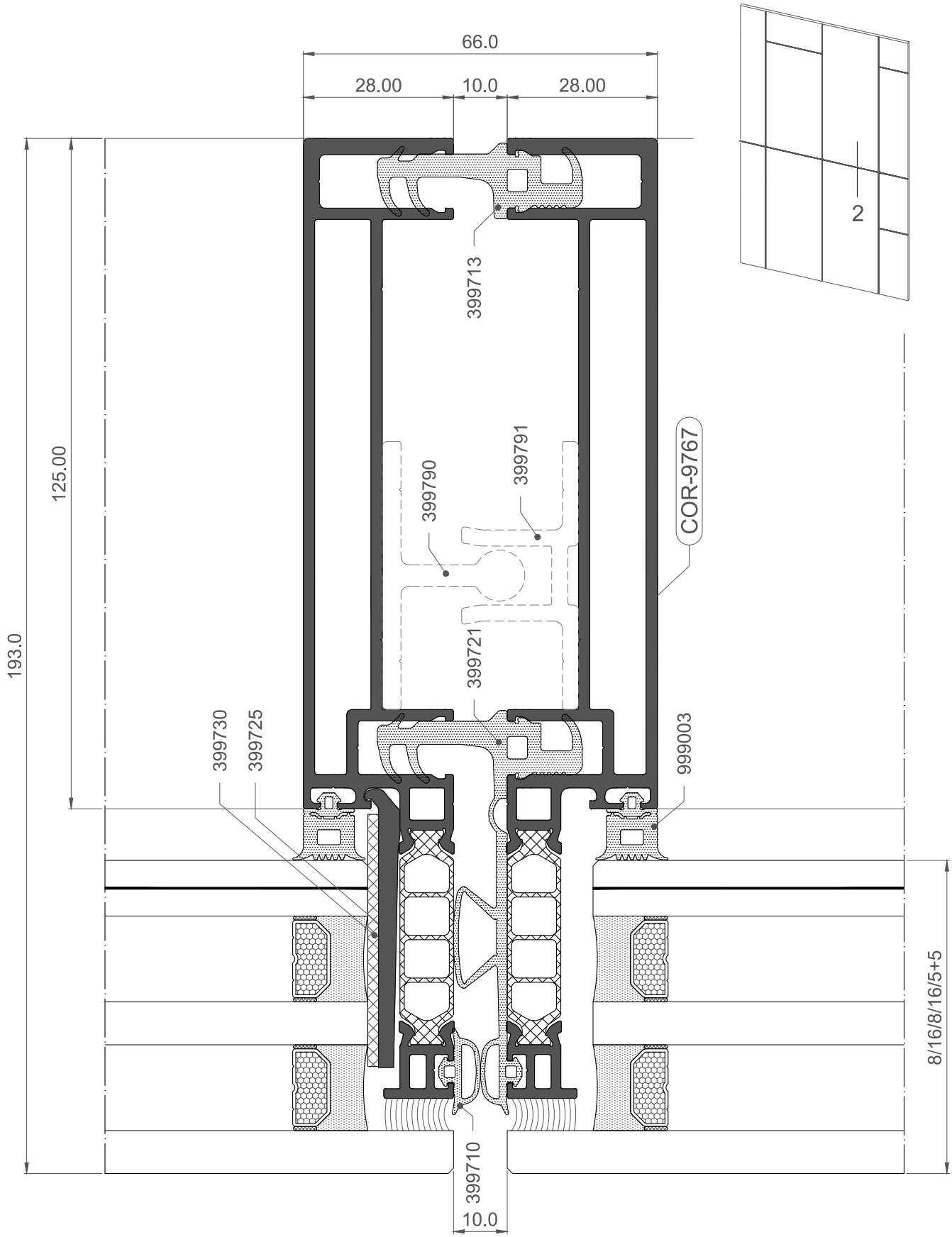
66.0
28.00
10.0
28.00
2
399713
399791
399790
COR-9767
125.00
193.0
399721
399730
399725
999003
8/16/8/16/5+5
399710
10.0

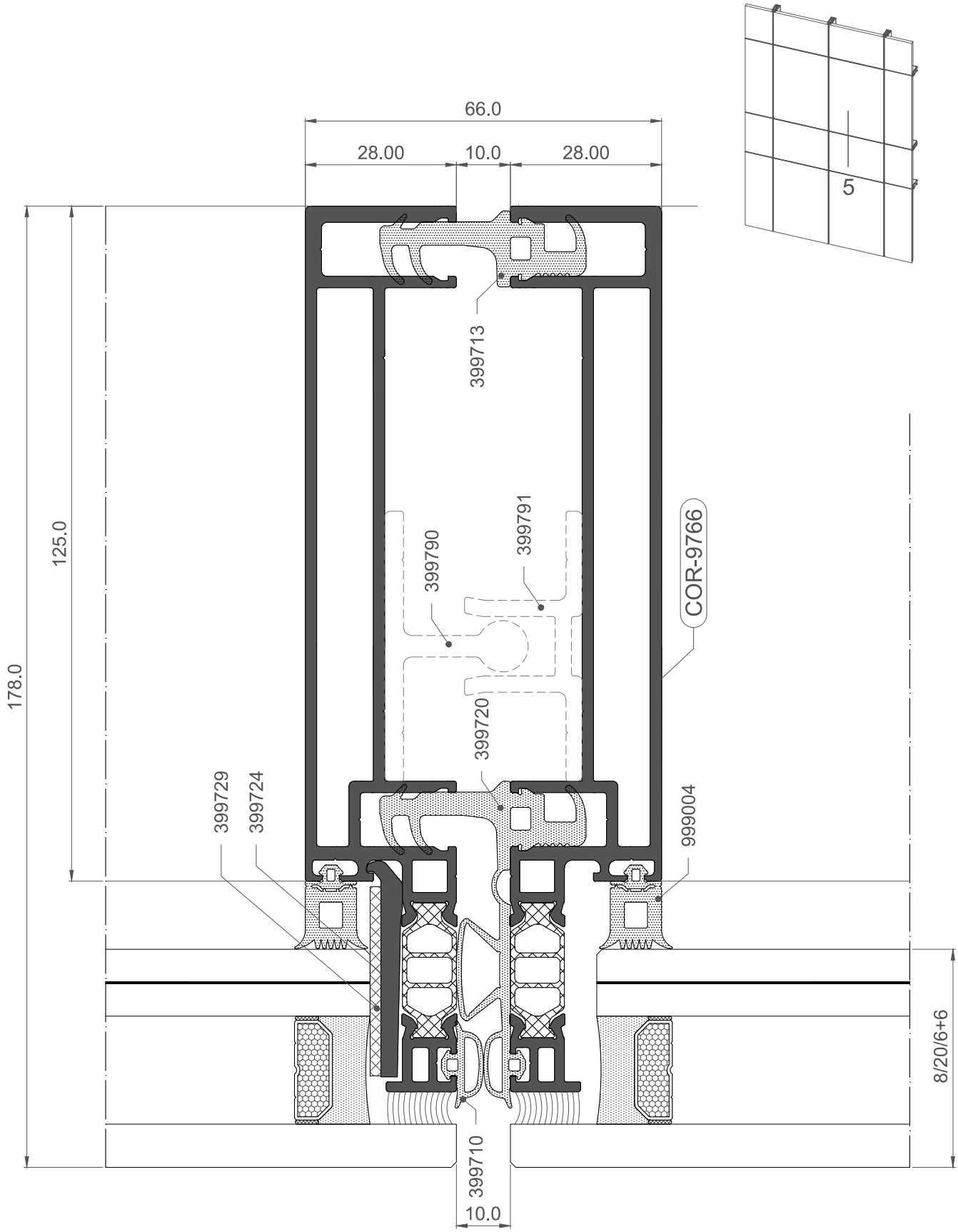
66.0
28.00
10.0
28.00
5
399713
399790
399791
COR-9766
125.0
178.0
399720
399729
399724
999004
8/20/6+6
399710
10.0

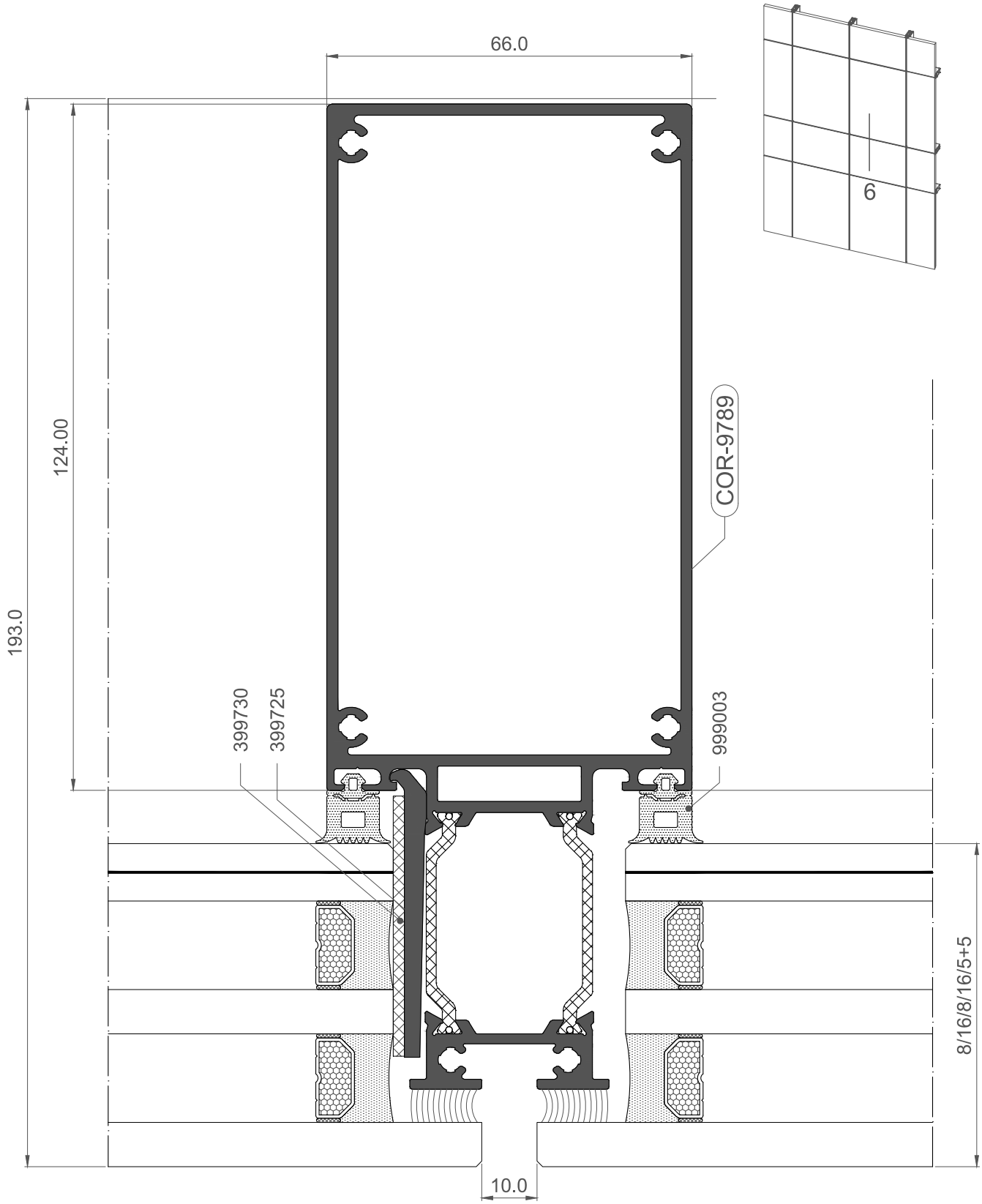
66.0
6
124.00
193.0
COR-9789
399730
399725
999003
8/16/8/16/5+5
10.0

FACHADA MODULAR UNIT 66
Nudos constructivos

UNITIZED FAÇADE UNIT 66
Constructive sections

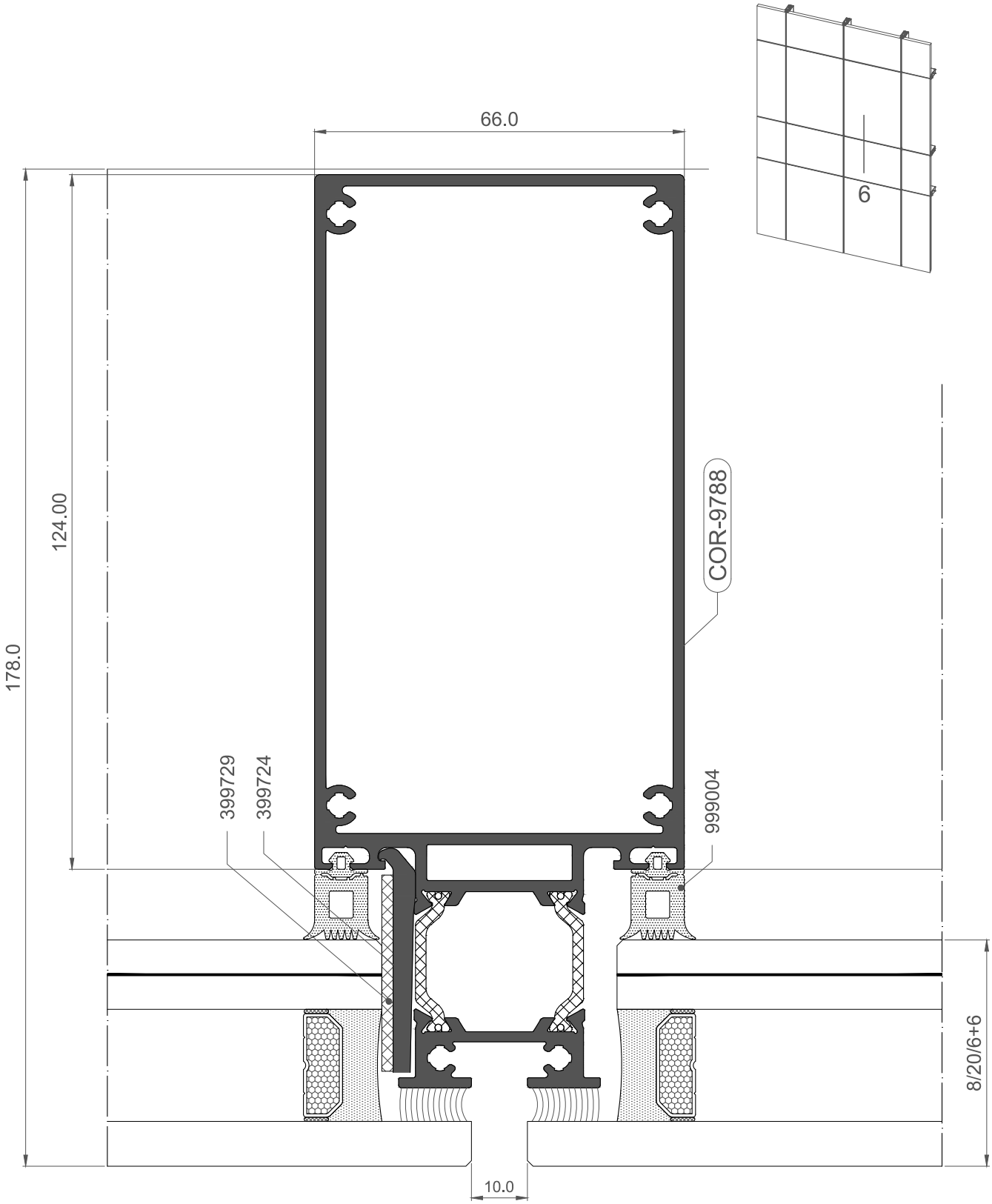

90º ESQUINERO COR-9760 (poliamida de 40 mm)

90º OUTER CORNER COR-9760 (40 mm polyamide)

E 1:2

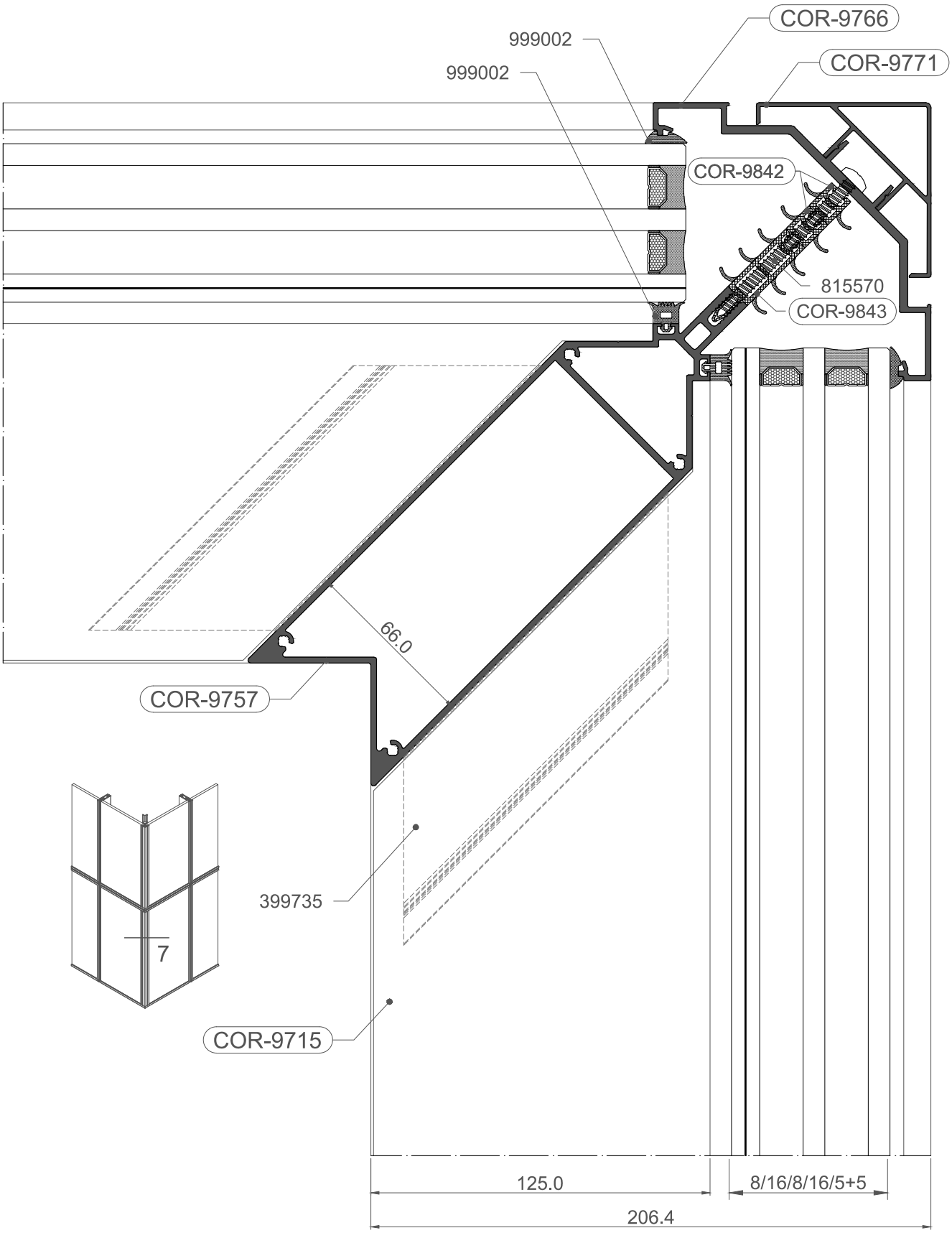

90º ESQUINERO COR-9760 (poliamida de 25 mm)

90º OUTER CORNER COR-9760 (25 mm polyamide)

E 1:2

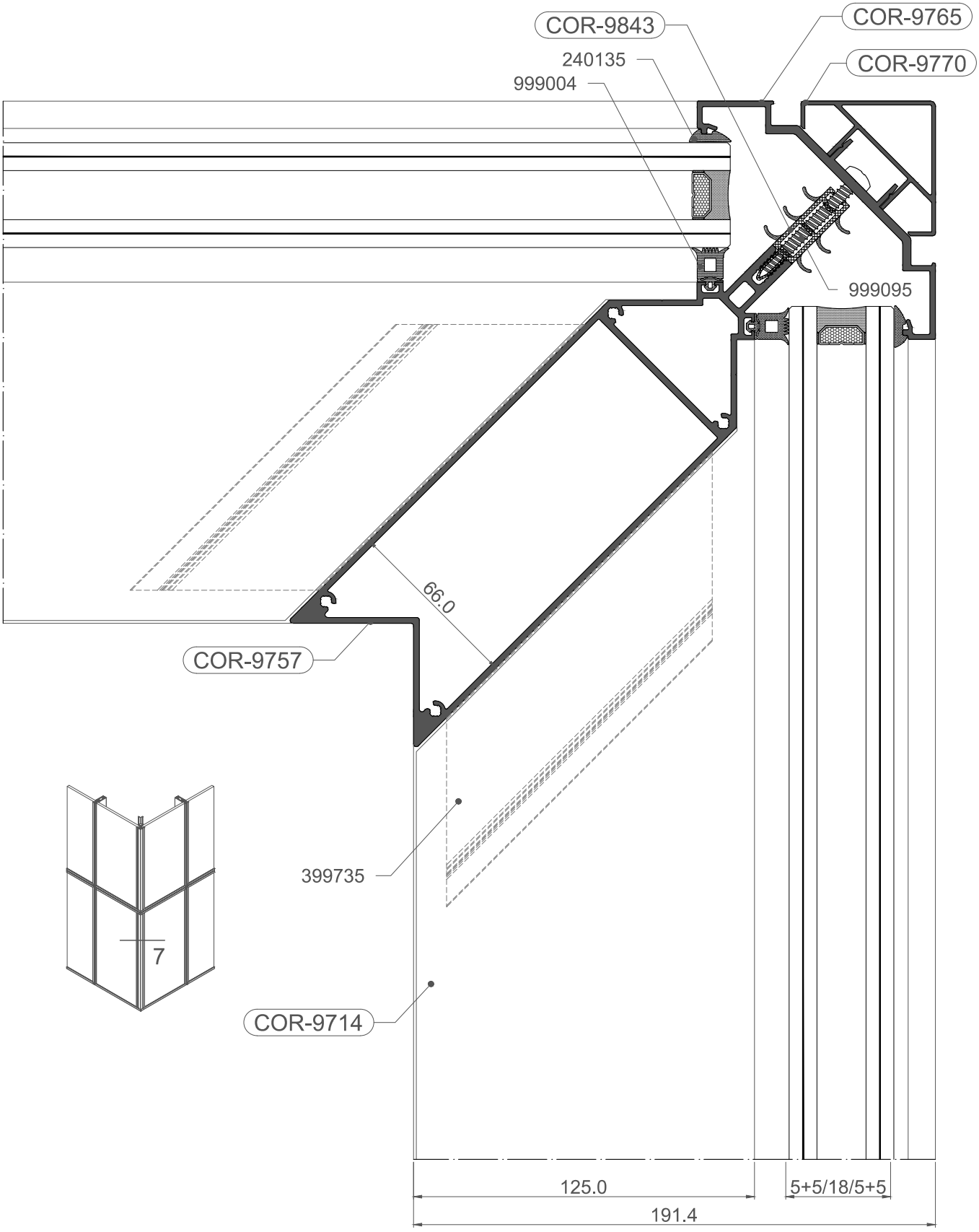

COR 80 HOJA OCULTA

COR 80 HIDDEN SASH

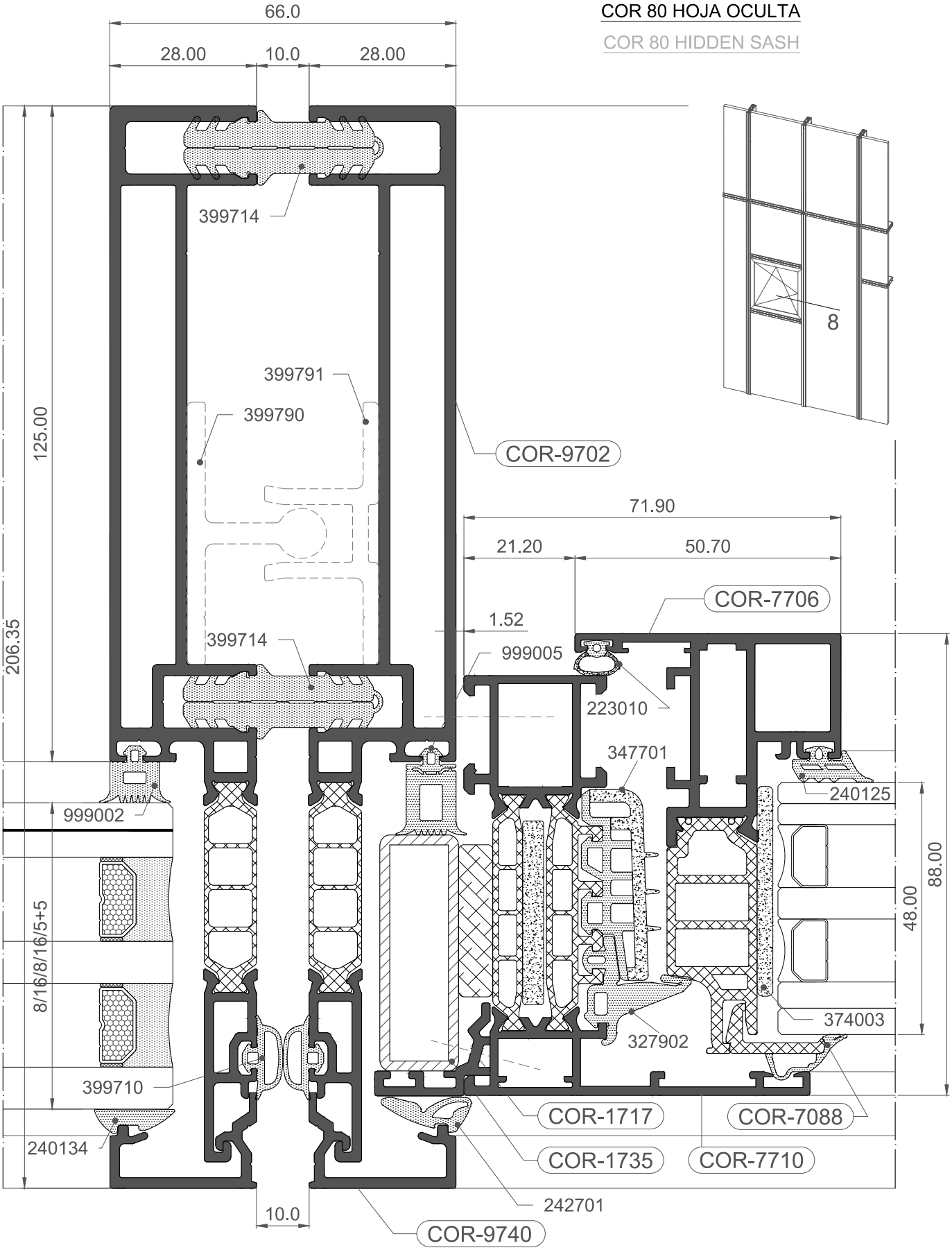

COR 70 HOJA OCULTA

COR 70 HIDDEN SASH

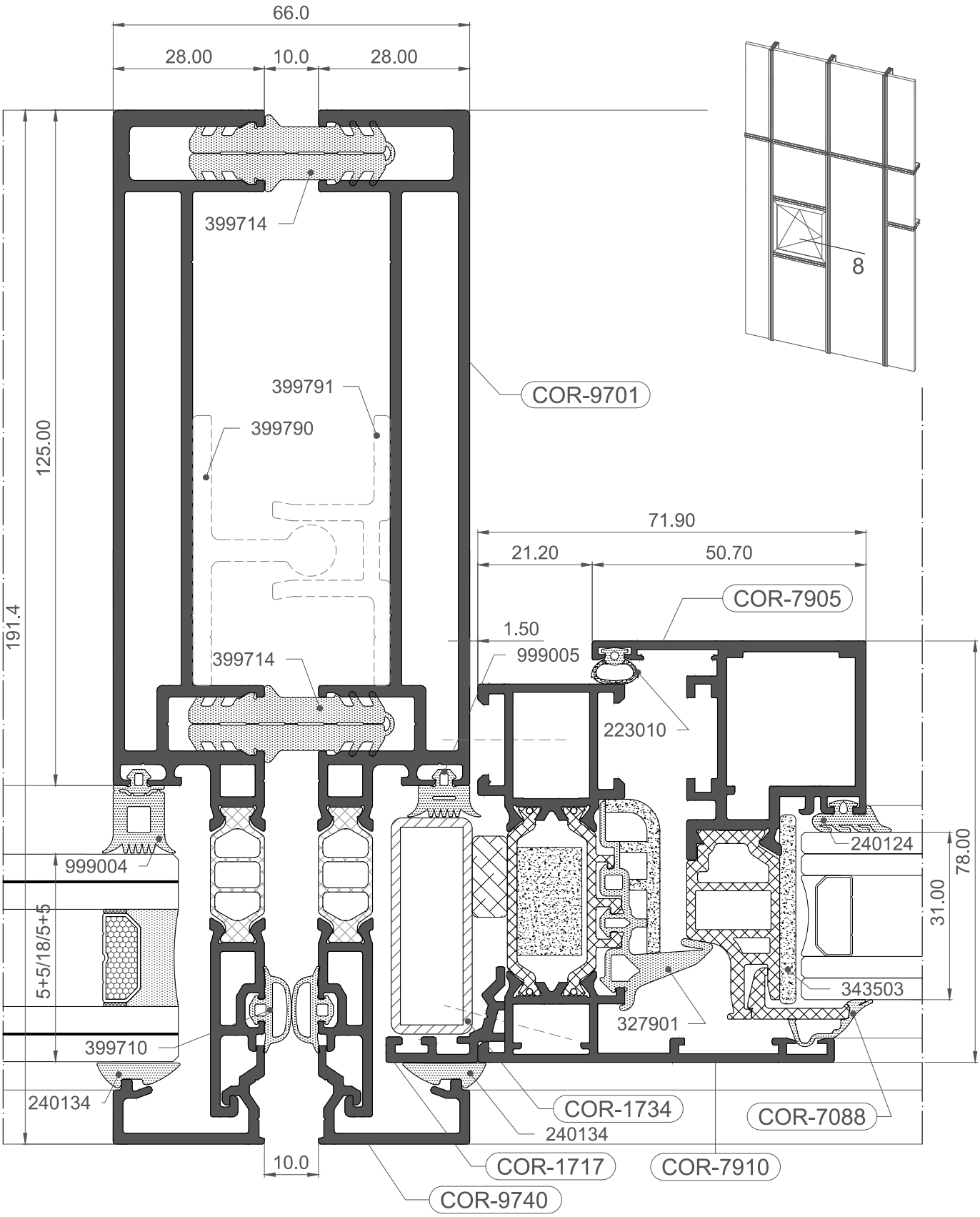

COR 80 HOJA OCULTA

COR 80 HIDDEN SASH

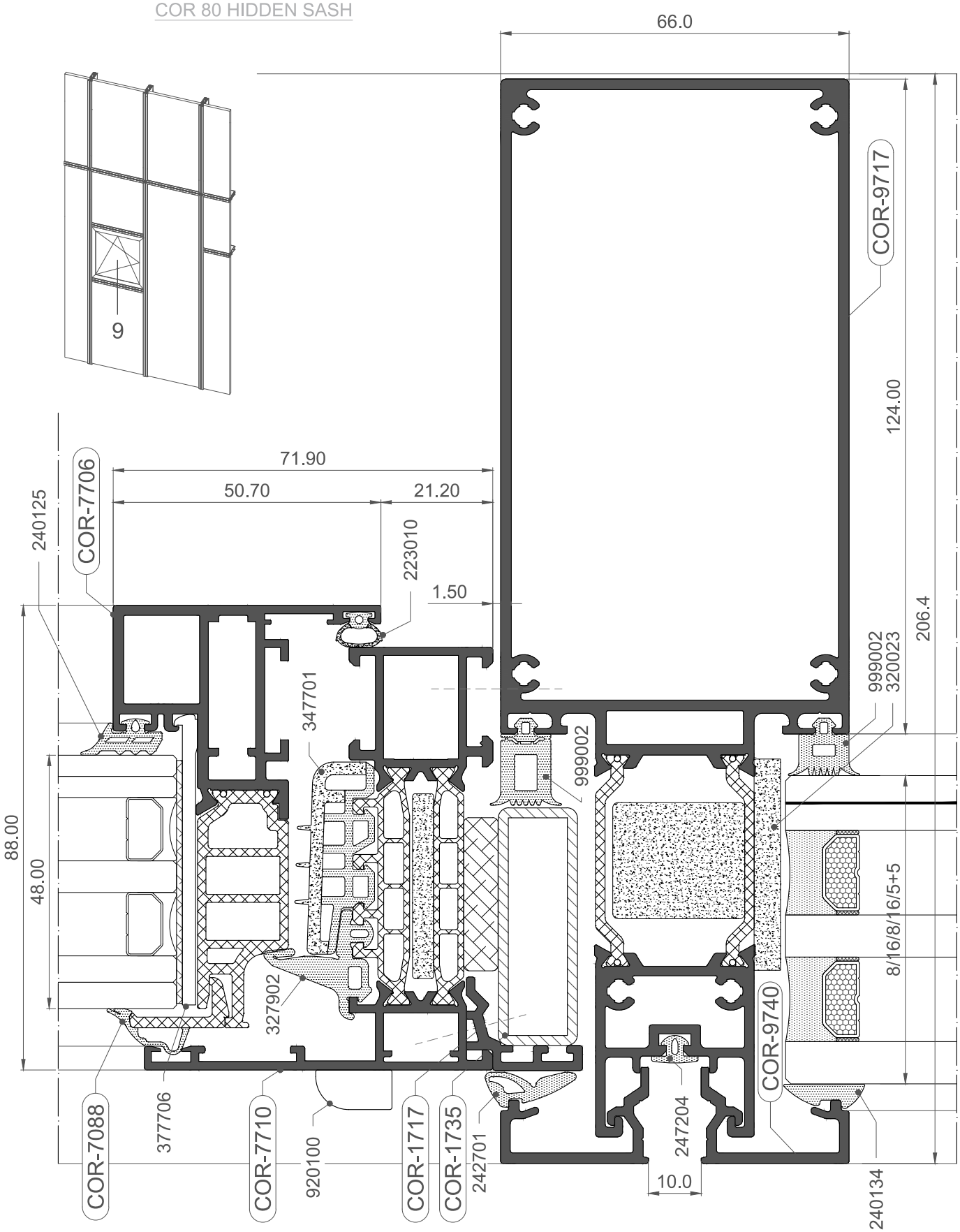

COR 70 HOJA OCULTA

COR 70 HIDDEN SASH

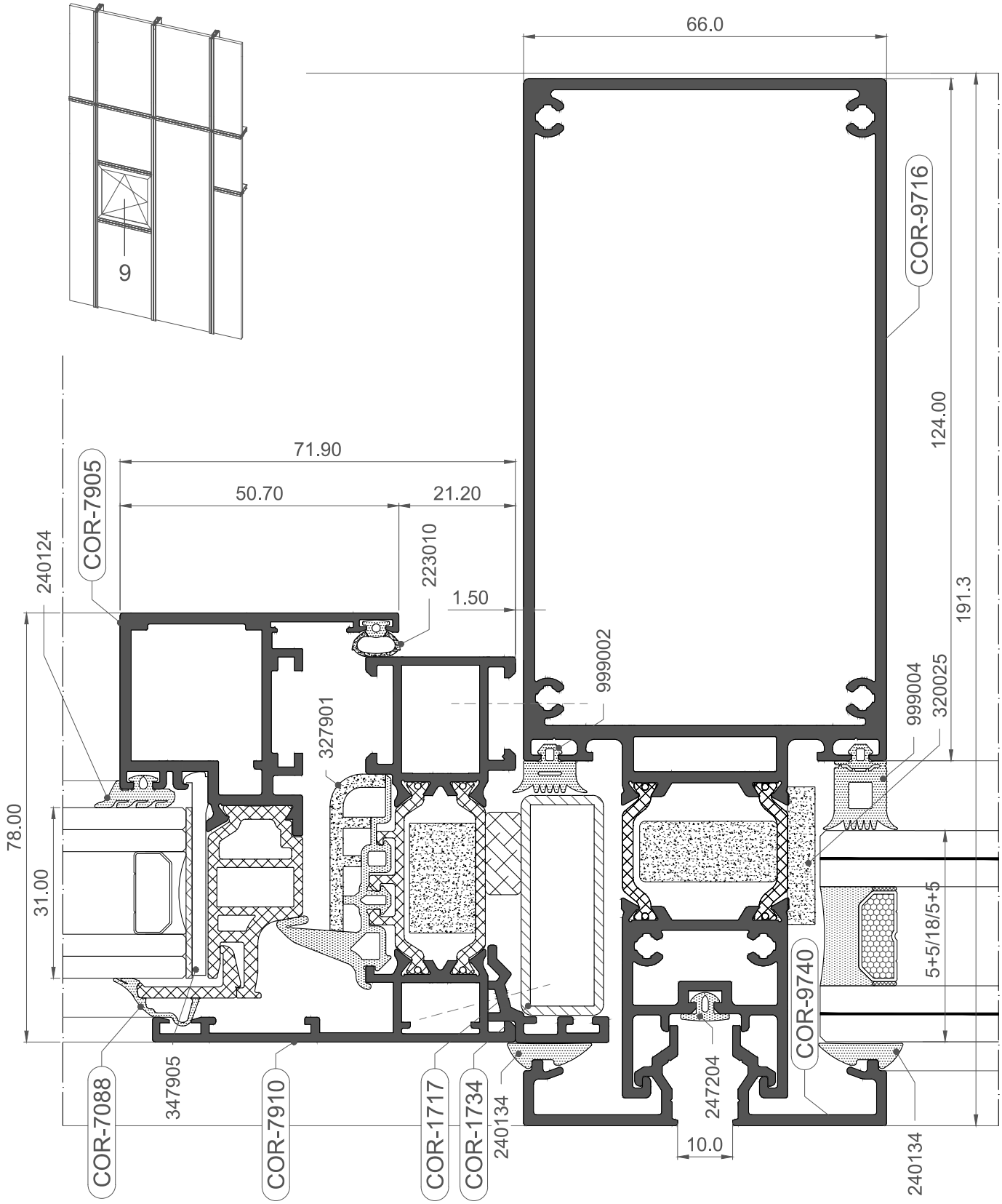

FACHADA MODULAR UNIT 66
UNITIZED FAÇADE UNIT 66

6. ACRISTALAMIENTO
6. GLAZING

IMPORTANTE
ALUMINIOS CORTIZO S.A.U. se reserva el derecho de modificar o eliminar cualquiera de sus perfiles, accesorios o juntas del sistema sin previo aviso. ALUMINIOS CORTIZO S.A.U. no se hace responsable de las posibles erratas tipográficas de este catálogo y recomienda encarecidamente al cliente que, antes de la formalización de cualquier pedido, verifique que las referencias aparecidas en el mismo son las correctas.

IMPORTANT
ALUMINIOS CORTIZO S.A.U. reserves the right to modify or remove any of its system profiles, accessories or gaskets without prior notification. ALUMINIOS CORTIZO S.A.U. will not be responsible for any possible typographical errors in this catalogue and strongly recommends to the client that, before formalising any order, to check that the references that appear in this catalogue are correct.

Interiores/Interiors		
Referencia Reference	Espesor (mm) Thickness (mm)	Dibujo Design
240134	3	
240135	4	
242701	5	
240136	6	

ACRISTALAMIENTO POLIAMIDA DE 25 mm

25 mm POLYAMIDE GLAZING

Nota: Es necesario realizar pruebas de acristalamiento.

Note: Glazing tests are required.

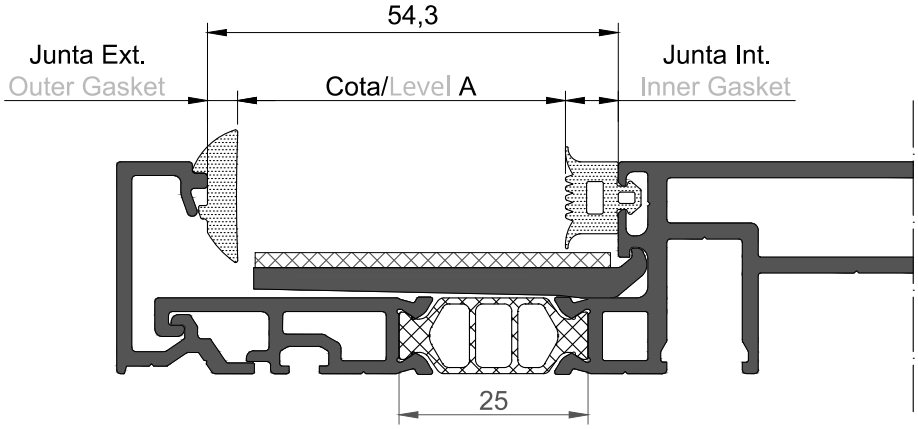

Montante: 9701/03/05/07 Travesaño: 9710/12/14/16/18/20 Mullion: 9701/03/05/07 Transom: 9710/12/14/16/18/20				
Espesor Vidrio (A) Glass thickness (A)	Junta Interior Inner Gasket	Junta Exterior Outer Gasket	Apoyavidrios* Glass support*	Calzo* Wedge*
47 mm	999000	240134	399725	399730
46 mm	999000	240135	399725	399730
45 mm	999001	240134	399725	399730
44 mm	999001	240135	399725	399730
43 mm	999002	240134	399725	399730
42 mm	999002	240135	399725	399730
41 mm	999002	242701	399725	399730
40 mm	999003	240134	399725	399730
39 mm	999003	240135	399725	399730
38 mm	999004	240134	399725	399730
37 mm	999004	240135	399725	399730
36 mm	999004	242701	399725	399730

* Disponible versión de 200 mm de longitud (399727/399732), consultar compatibilidad de cargas.

* Available 200 mm lenght version (399727 / 399732), check loads compatibility.

Interiores/Interiors		
Referencia Reference	Espesor (mm) Thickness (mm)	Dibujo Design
240134	3	
240135	4	
242701	5	
240136	6	

ACRISTALAMIENTO POLIAMIDA DE 40 mm

40 mm POLYAMIDE GLAZING

Nota: Es necesario realizar pruebas de acristalamiento.

Note: Glazing tests are required.

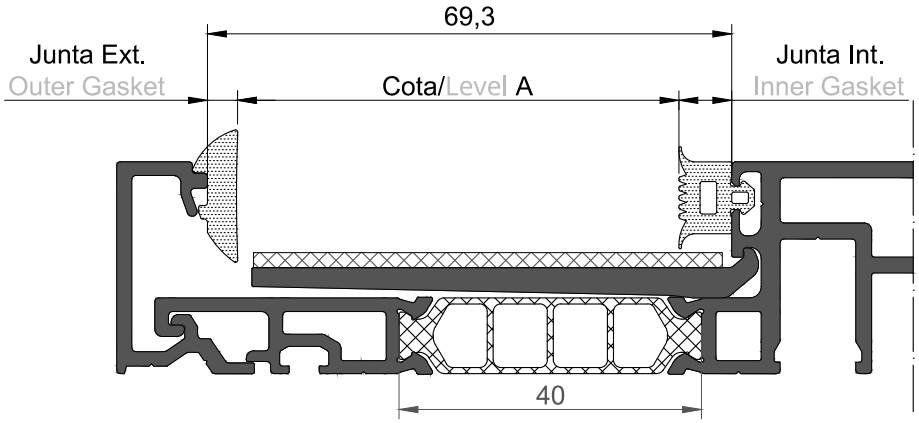

Montante: 9702/04/06/08 Travesaño: 9711/13/15/17/19/21 Mullion: 9702/04/06/08 Transom: 9711/13/15/17/19/21				
Espesor Vidrio (A) Glass thickness (A)	Junta Interior Inner Gasket	Junta Exterior Outer Gasket	Apoyavidrios* Glass support*	Calzo* Wedge*
58 mm	999002	240134	399726	399731
57 mm	999002	240135	399726	399731
56 mm	999002	242701	399726	399731
55 mm	999003	240134	399726	399731
54 mm	999003	240135	399726	399731
53 mm	999004	240134	399726	399731
52 mm	999004	240135	399726	399731
51 mm	999005	240134	399726	399731
50 mm	999005	240135	399726	399731
49 mm	999005	242701	399726	399731
48 mm	999005	240136	399726	399731

* Disponible versión de 200 mm de longitud (399728/399733), consultar compatibilidad de cargas.

* Available 200 mm lenght version (399728 / 399733), check loads compatibility.

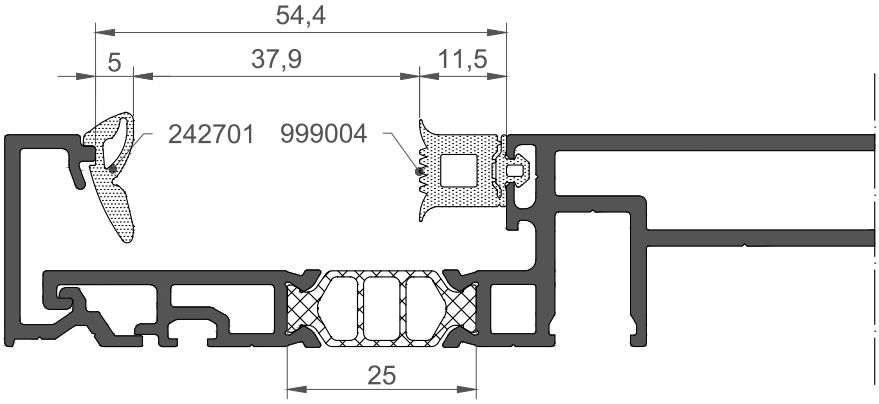
54,4
5
37,9
11,5
242701
999004
25

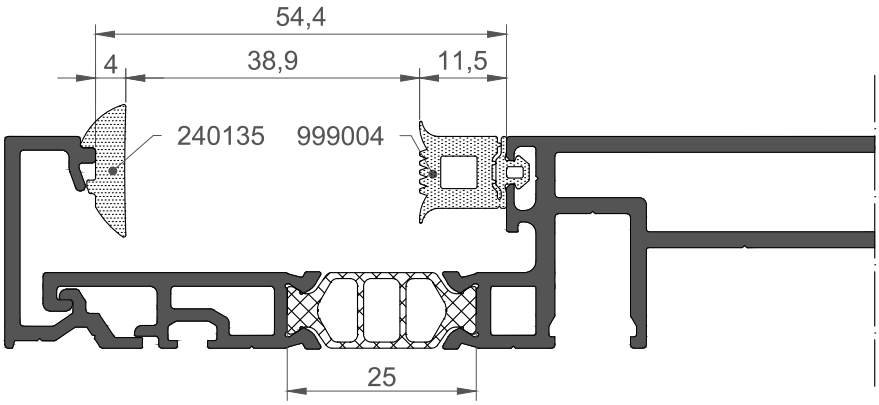
54,4
4
38,9
11,5
240135
999004
25

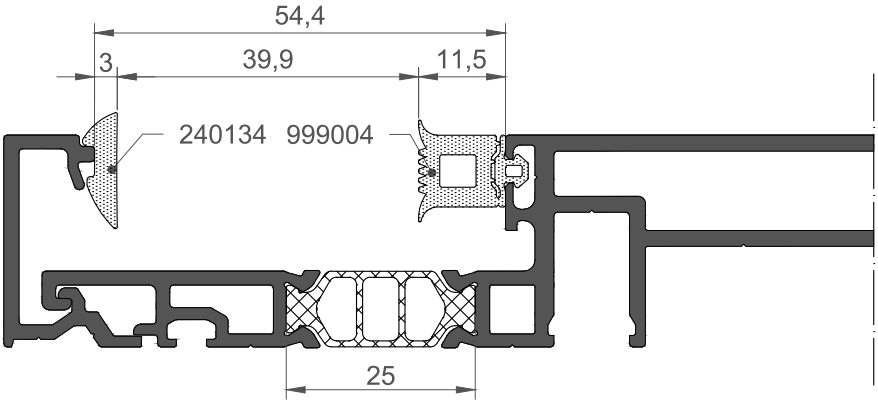
54,4
3
39,9
11,5
240134
999004
25

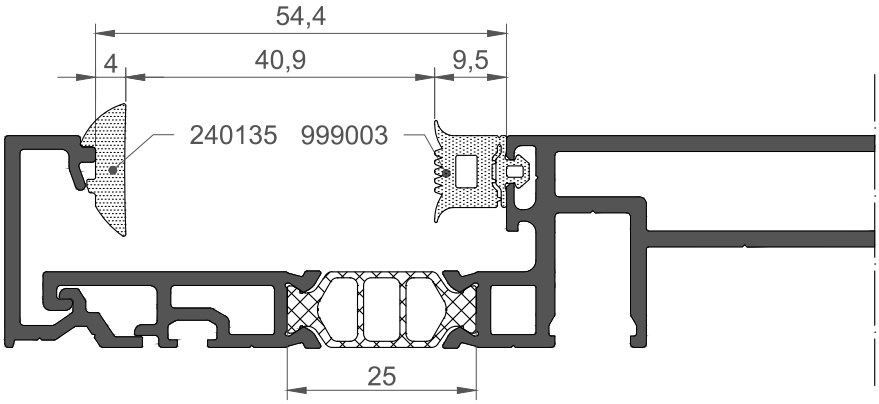
54,4
4
40,9
9,5
240135
999003
25

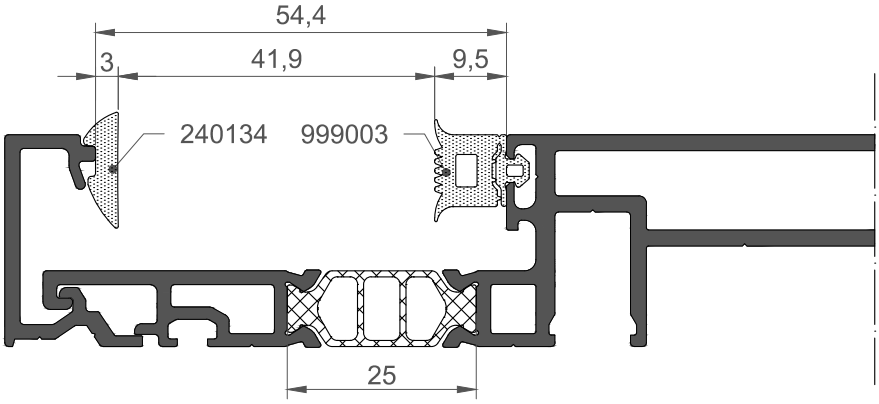
54,4
3
41,9
9,5
240134
999003
25

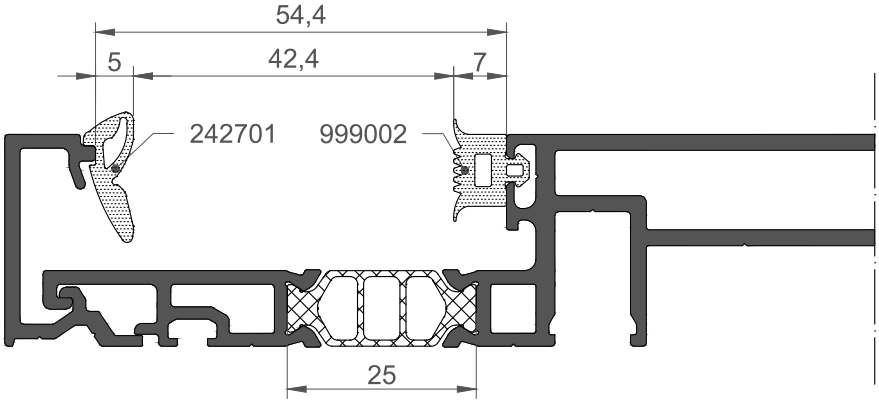
54,4
5
42,4
7
242701
999002
25

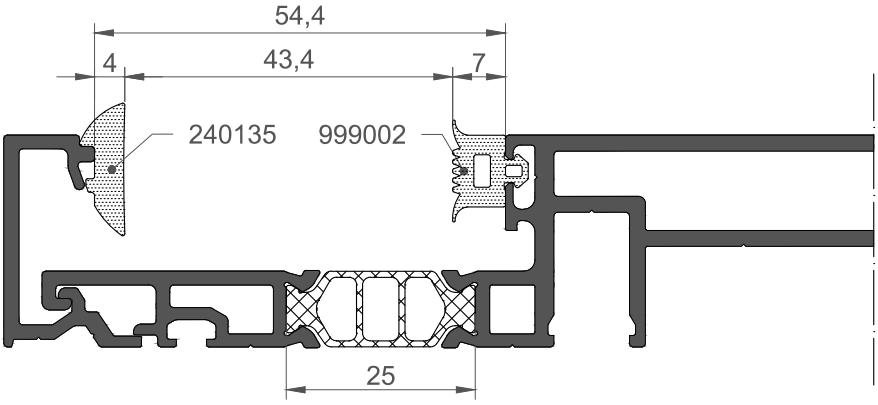
54,4
4
43,4
7
240135
999002
25

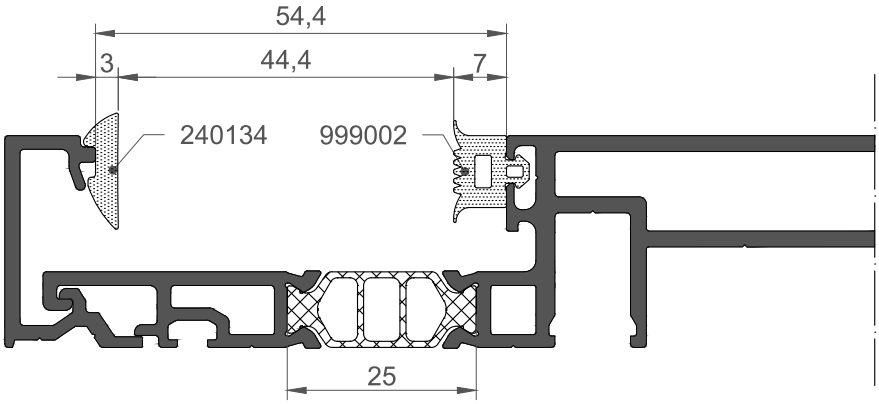
54,4
3
44,4
7
240134
999002
25

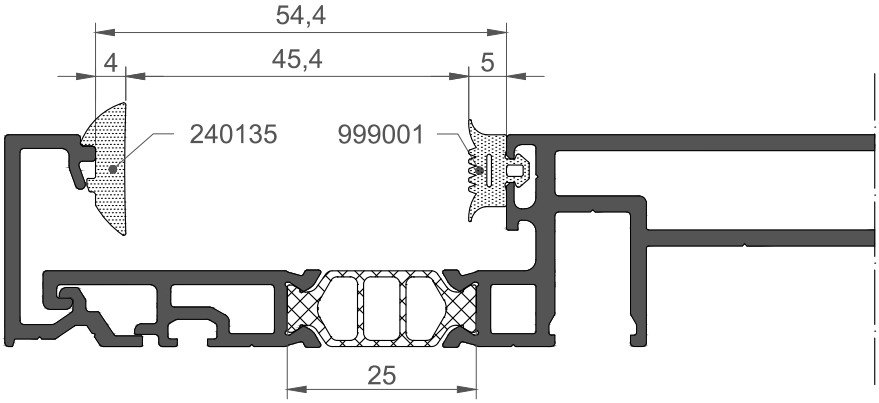
54,4
4
45,4
5
240135
999001
25

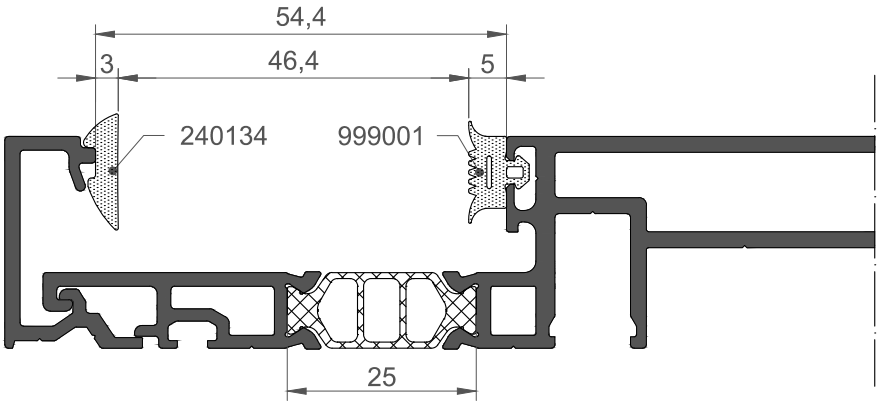
54,4
3
46,4
5
240134
999001
25

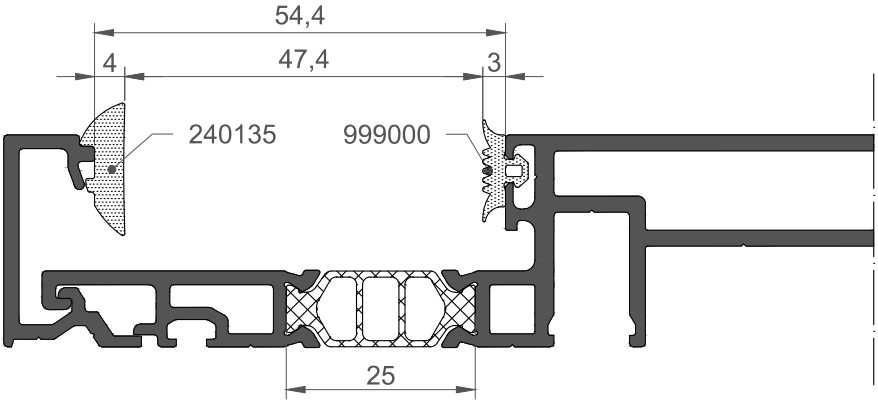
54,4
4
47,4
3
240135
999000
25

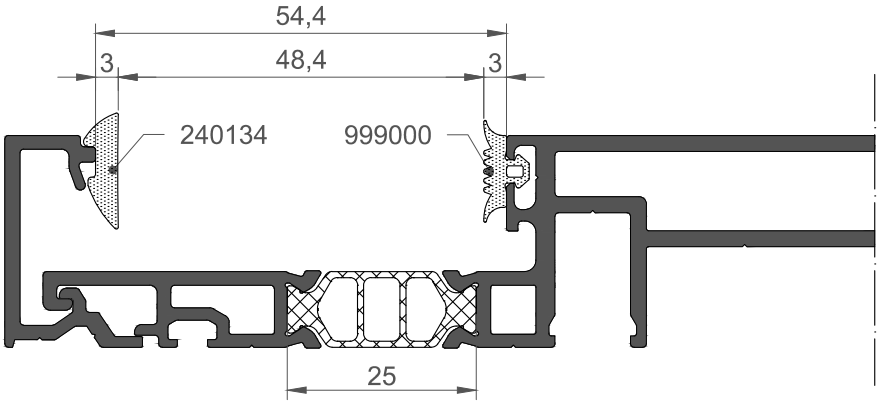
54,4
3
48,4
3
240134
999000
25

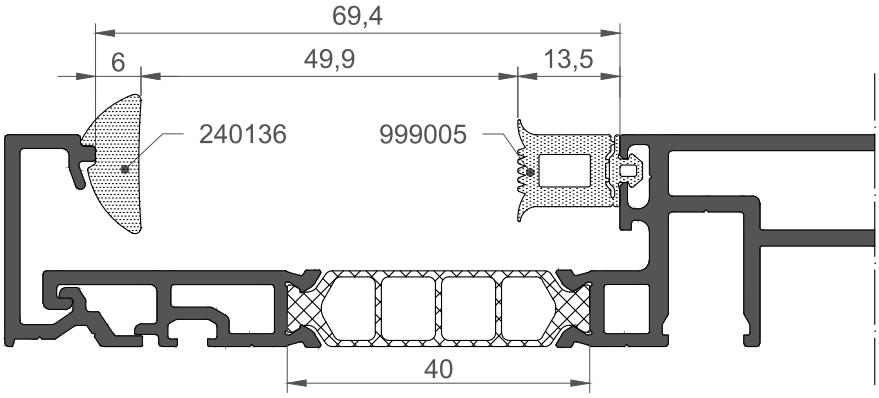
69,4
6
49,9
13,5
240136
999005
40

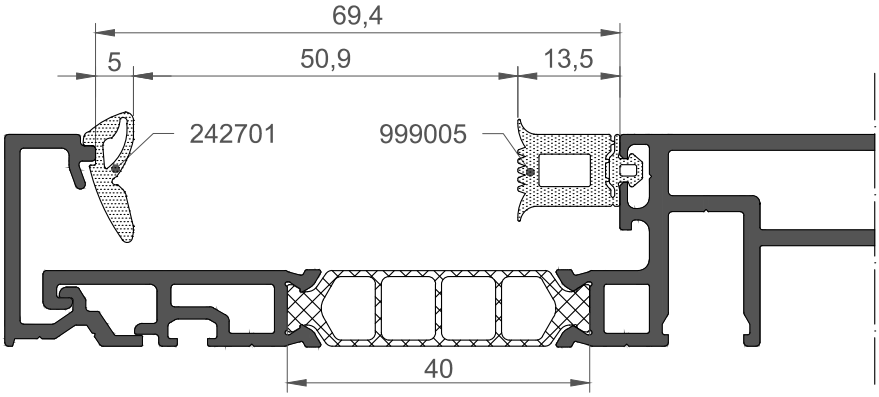
69,4
5
50,9
13,5
242701
999005
40

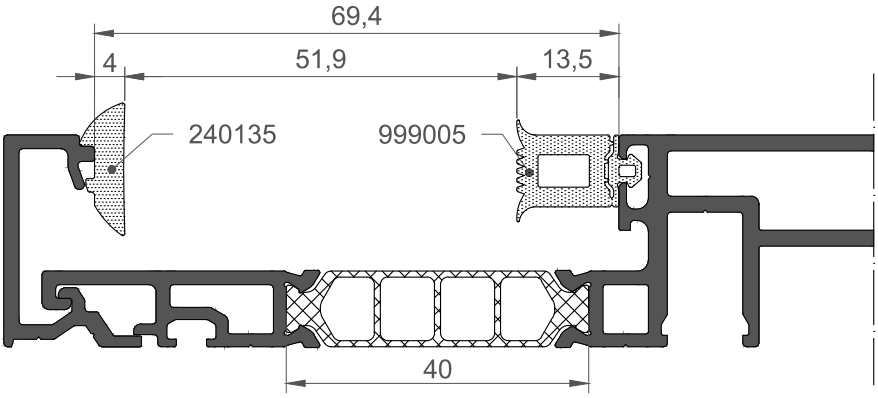
69,4
4
51,9
13,5
240135
999005
40

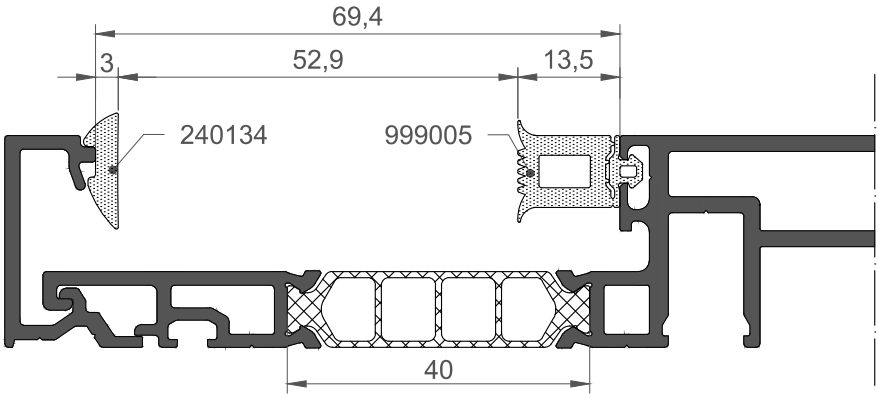
69,4
3
52,9
13,5
240134
999005
40

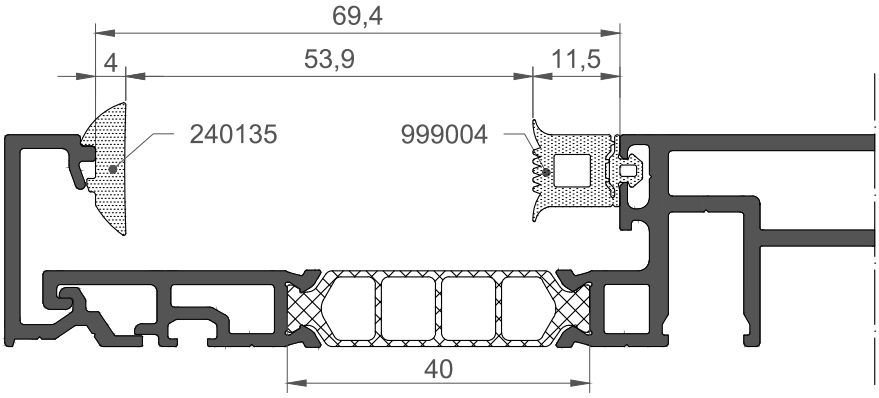
69,4
4
53,9
11,5
240135
999004
40

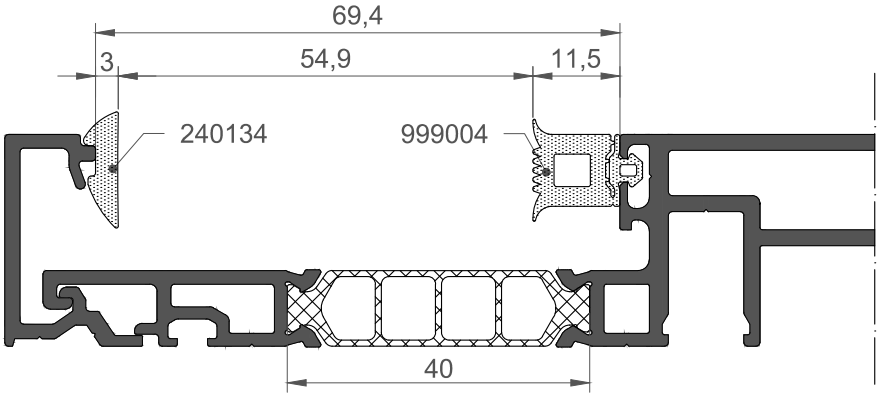
69,4
3
54,9
11,5
240134
999004
40

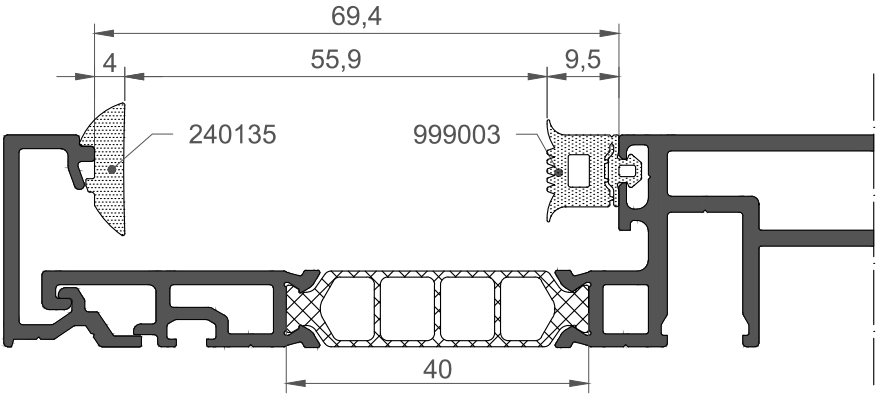
69,4
4
55,9
9,5
240135
999003
40

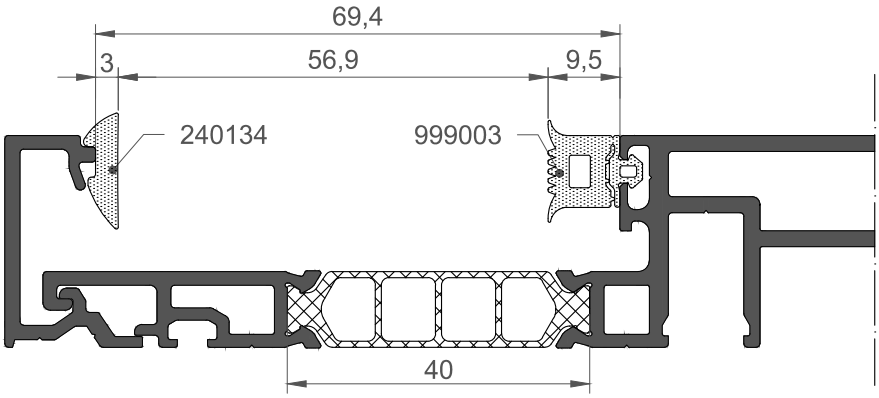
69,4
3
56,9
9,5
240134
999003
40

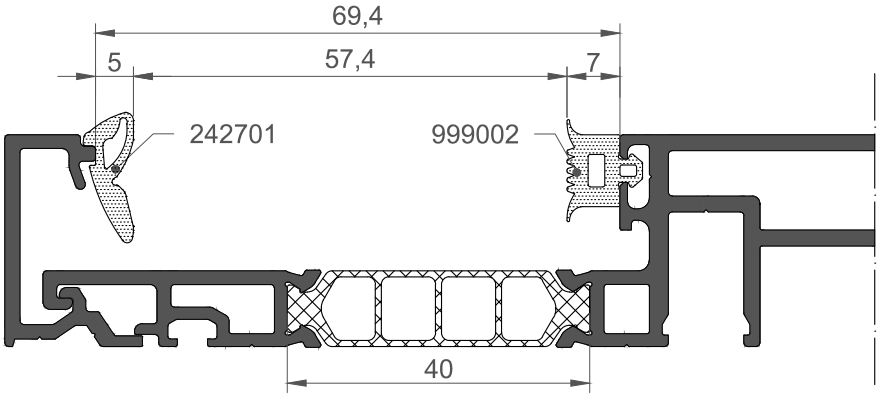
69,4
5
57,4
7
242701
999002
40

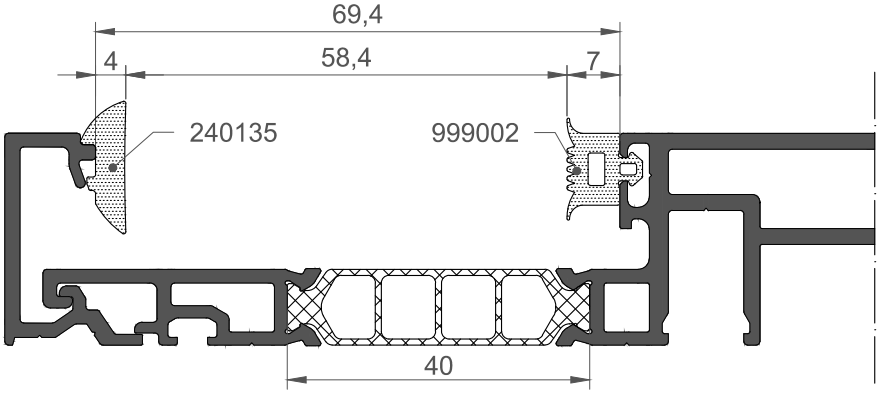
69,4
4
58,4
7
240135
999002
40

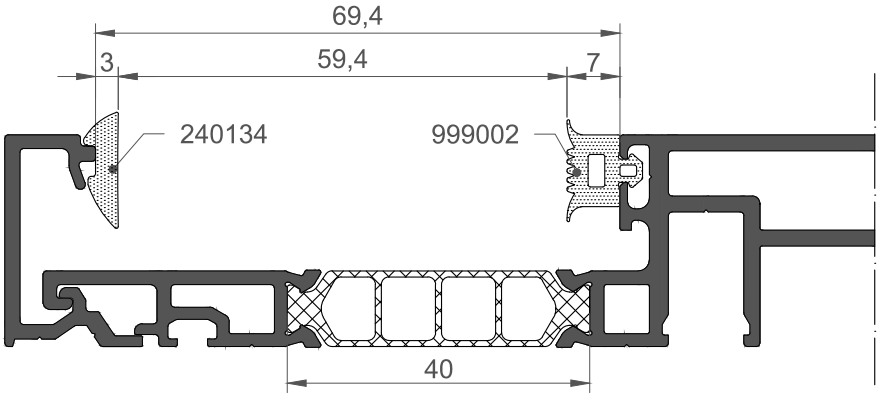
69,4
3
59,4
7
240134
999002
40

Interiores/Interiors		
Referencia Reference	Espesor (mm) Thickness (mm)	Dibujo Design
240134	3	
240135	4	
242701	5	
240136	6	

ACRISTALAMIENTO POLIAMIDA DE 25 mm CON REDUCTOR DE GALCE

25 mm POLYAMIDE GLAZING WITH SPACE REDUCER

Nota: Es necesario realizar pruebas de acristalamiento.
Note: Glazing tests are required.

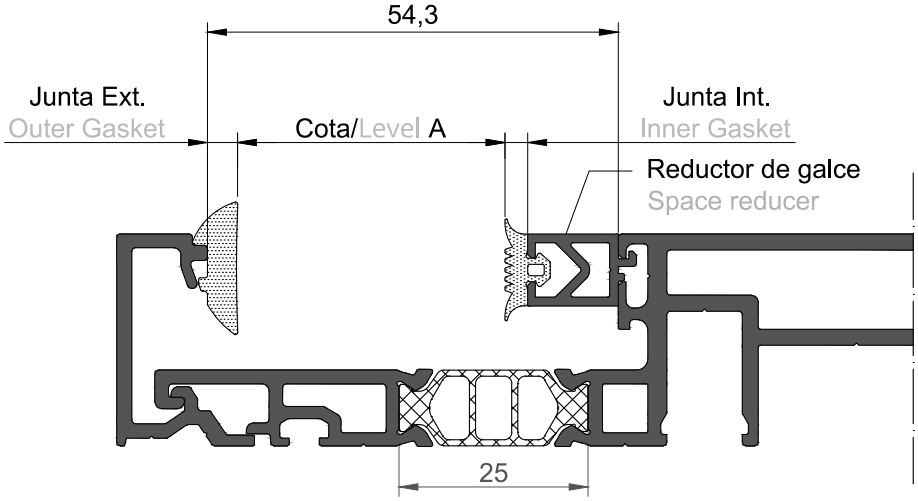

Montante: 9701/03/05/07 Travesaño: 9710/12/14/16/18/20 Mullion: 9701/03/05/07 Transom: 9710/12/14/16/18/20					
Espesor Vidrio (A) Glass thickness (A)	Junta Interior Inner Gasket	Junta Exterior Outer Gasket	Apoyavidrios* Glass support*	Calzo* Wedge*	Reductor de galce Space reducer
35 mm	999000	240134	399725	399730	COR-9945
34 mm	999000	240135	399725	399730	COR-9945
33 mm	999001	240134	399725	399730	COR-9945
32 mm	999001	240135	399725	399730	COR-9945
31 mm	999002	240134	399725	399730	COR-9945
30 mm	999002	240135	399725	399730	COR-9945
29 mm	999002	242701	399725	399730	COR-9945
28 mm	999003	240134	399725	399730	COR-9945
27 mm	999003	240135	399725	399730	COR-9945
26 mm	999004	240134	399725	399730	COR-9945
25 mm	999004	240135	399725	399730	COR-9945
24 mm	999005	240134	399725	399730	COR-9945

* Disponible versión de 200 mm de longitud (399727/399732), consultar compatibilidad de cargas.
* Available 200 mm lenght version (399727 / 399732), check loads compatibility.

Interiores/Interiors		
Referencia Reference	Espesor (mm) Thickness (mm)	Dibujo Design
240134	3	
240135	4	
242701	5	
240136	6	

ACRISTALAMIENTO POLIAMIDA DE 25 mm CON REDUCTOR DE GALCE

25 mm POLYAMIDE GLAZING WITH SPACE REDUCER

Nota: Es necesario realizar pruebas de acristalamiento.
Note: Glazing tests are required.

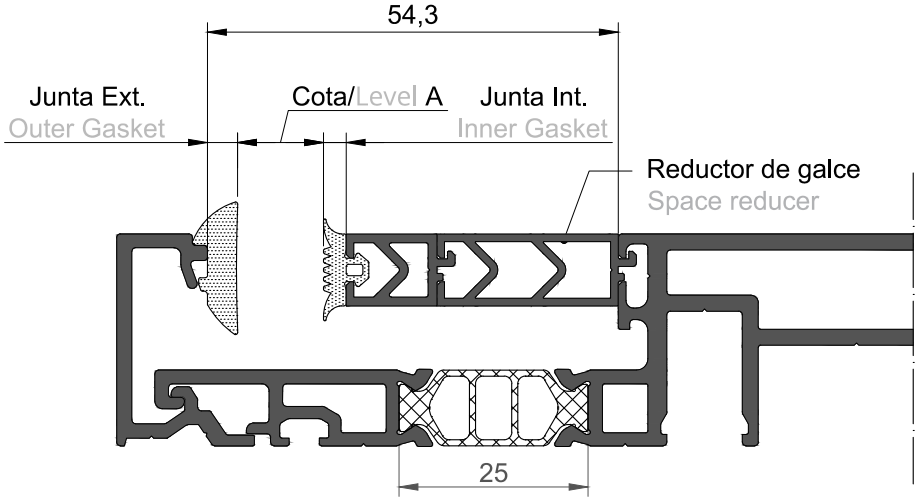

Montante: 9701/03/05/07 Travesaño: 9710/12/14/16/18/20 Mullion: 9701/03/05/07 Transom: 9710/12/14/16/18/20					
Espesor Vidrio (A) Glass thickness (A)	Junta Interior Inner Gasket	Junta Exterior Outer Gasket	Apoyavidrios* Glass support*	Calzo* Wedge*	Reductor de galce Space reducer
10 mm	999000	240135	399725	399730	COR-9945+COR-9947
9 mm	999000	242701	399725	399730	COR-9945+COR-9947
8 mm	999000	240136	399725	399730	COR-9945+COR-9947
7 mm	999001	242701	399725	399730	COR-9945+COR-9947
6 mm	999001	240136	399725	399730	COR-9945+COR-9947

* Disponible versión de 200 mm de longitud (399727/399732), consultar compatibilidad de cargas.
* Available 200 mm lenght version (399727 / 399732), check loads compatibility.

Interiores/Interiors		
Referencia Reference	Espesor (mm) Thickness (mm)	Dibujo Design
240134	3	
240135	4	
242701	5	
240136	6	

ACRISTALAMIENTO POLIAMIDA DE 40 mm CON REDUCTOR DE GALCE

40 mm POLYAMIDE GLAZING WITH SPACE REDUCER

Nota: Es necesario realizar pruebas de acristalamiento.
Note: Glazing tests are required.

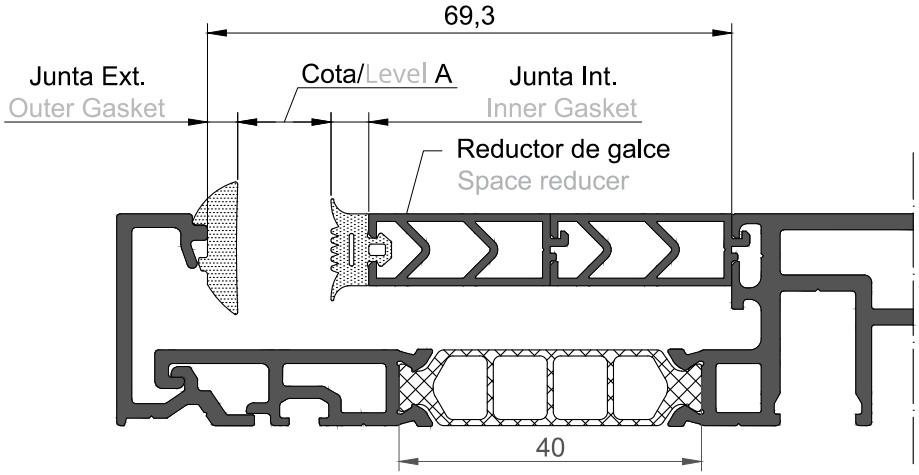

Montante: 9702/04/06/08 Travesaño: 9711/13/15/17/19/21 Mullion: 9702/04/06/08 Transom: 9711/13/15/17/19/21					
Espesor Vidrio (A) Glass thickness (A)	Junta Interior Inner Gasket	Junta Exterior Outer Gasket	Apoyavidrios* Glass support*	Calzo* Wedge*	Reductor de galce Space reducer
10 mm	999001	242701	399726	399731	COR-9947+COR-9947
9 mm	999001	240136	399726	399731	COR-9947+COR-9947
8 mm	999002	242701	399726	399731	COR-9947+COR-9947
7 mm	999002	240136	399726	399731	COR-9947+COR-9947
6 mm	999003	240135	399726	399731	COR-9947+COR-9947

* Disponible versión de 200 mm de longitud (399728/399733), consultar compatibilidad de cargas.
* Available 200 mm lenght version (399728 / 399733), check loads compatibility.

ACRISTALAMIENTO ESTRUCTURAL POLIAMIDA DE 25 mm (6 mm SELLADO ESTRUCTURAL)

25 mm POLYAMIDE STRUCTURAL GLAZING (6 mm STRUCTURAL SEALING)

Nota: Es necesario realizar pruebas de acristalamiento.

Note: Glazing tests are required.

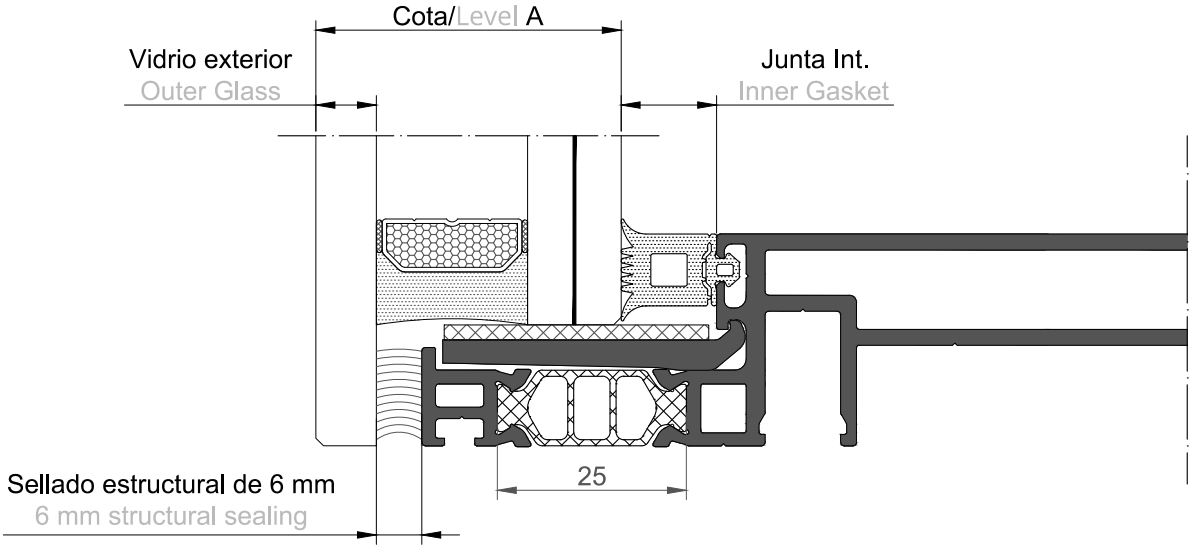

Montante: 9766/68/70/72 Travesaño: 9784/86/88/90/92/94 Mullion: 9766/68/70/72 Transom: 9784/86/88/90/92/94					
Vidrio exterior Outer Glass	Espesor Vidrio (A) Glass thickness (A)	Junta Interior Inner Gasket	Sellado estructural Structural sealing	Apoyavidrios Glass support	Calzo Wedge
6 mm	36 mm	999005	6 mm	399724	399729
	37 mm	999005	6 mm	399724	399729
	38 mm	999004	6 mm	399724	399729
	39 mm	999004	6 mm	399724	399729
	40 mm	999003	6 mm	399724	399729
	41 mm	999003	6 mm	399724	399729
	42 mm	999002	6 mm	399724	399729
	43 mm	999002	6 mm	399724	399729
	44 mm	999001	6 mm	399724	399729
	45 mm	999001	6 mm	399724	399729
	46 mm	999000	6 mm	399724	399729
	47 mm	999000	6 mm	399724	399729
	48 mm	999000	6 mm	399724	399729

ACRISTALAMIENTO ESTRUCTURAL POLIAMIDA DE 25 mm (6 mm SELLADO ESTRUCTURAL)

25 mm POLYAMIDE STRUCTURAL GLAZING (6 mm STRUCTURAL SEALING)

Nota: Es necesario realizar pruebas de acristalamiento.

Note: Glazing tests are required.

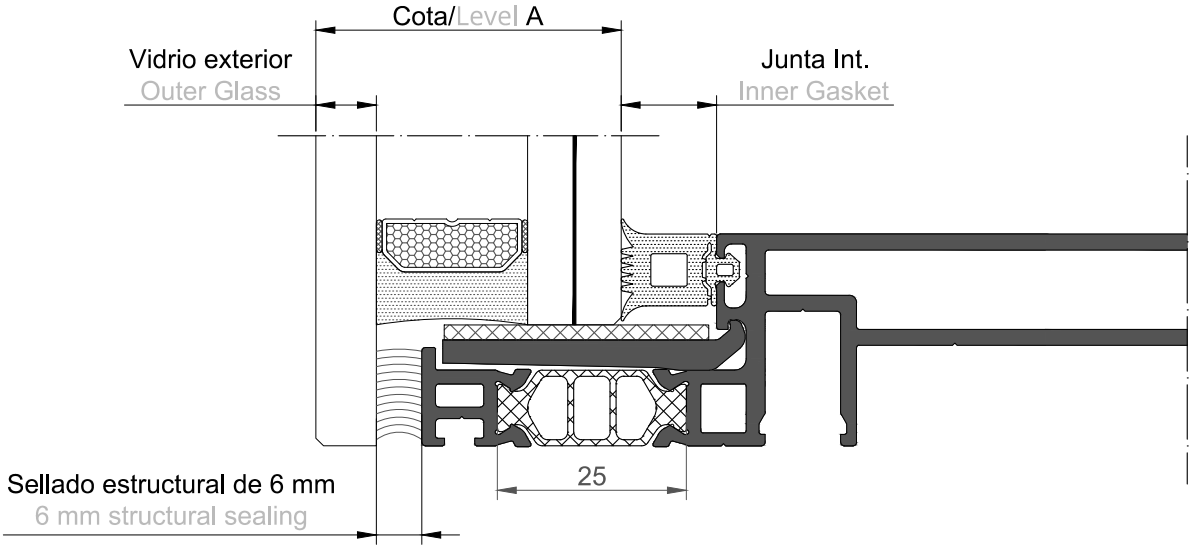

Montante: 9766/68/70/72 Travesaño: 9784/86/88/90/92/94 Mullion: 9766/68/70/72 Transom: 9784/86/88/90/92/94					
Vidrio exterior Outer Glass	Espesor Vidrio (A) Glass thickness (A)	Junta Interior Inner Gasket	Sellado estructural Structural sealing	Apoyavidrios Glass support	Calzo Wedge
8 mm	38 mm	999005	6 mm	399724	399729
	39 mm	999005	6 mm	399724	399729
	40 mm	999004	6 mm	399724	399729
	41 mm	999004	6 mm	399724	399729
	42 mm	999003	6 mm	399724	399729
	43 mm	999003	6 mm	399724	399729
	44 mm	999002	6 mm	399724	399729
	45 mm	999002	6 mm	399724	399729
	46 mm	999001	6 mm	399724	399729
	47 mm	999001	6 mm	399724	399729
	48 mm	999000	6 mm	399724	399729
	49 mm	999000	6 mm	399724	399729
	50 mm	999000	6 mm	399724	399729

ACRISTALAMIENTO ESTRUCTURAL POLIAMIDA DE 25 mm (6 mm SELLADO ESTRUCTURAL)

25 mm POLYAMIDE STRUCTURAL GLAZING (6 mm STRUCTURAL SEALING)

Nota: Es necesario realizar pruebas de acristalamiento.

Note: Glazing tests are required.

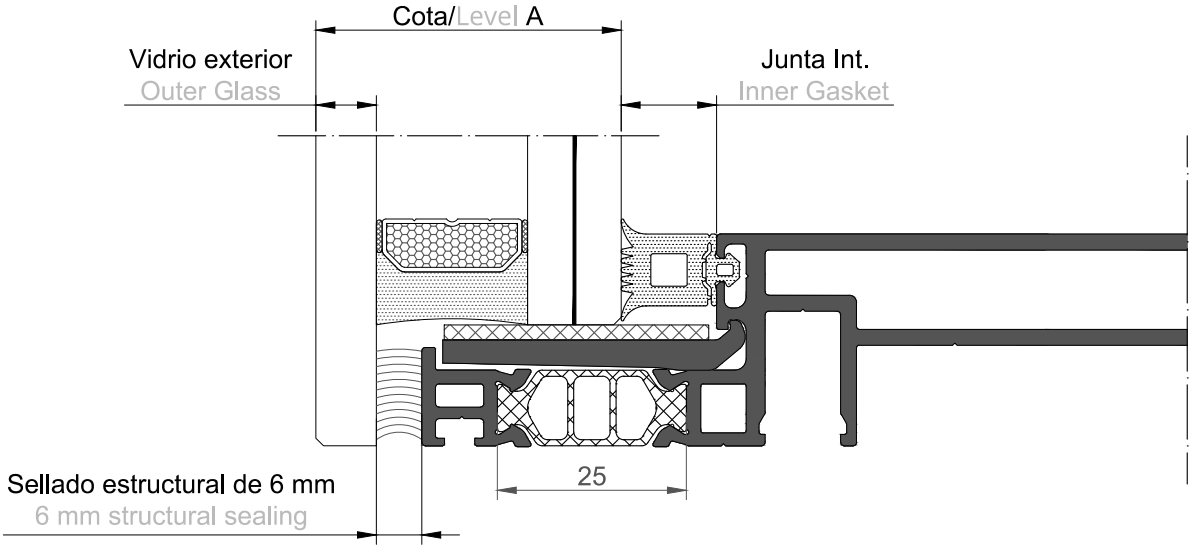

Montante: 9766/68/70/72 Travesaño: 9784/86/88/90/92/94 Mullion: 9766/68/70/72 Transom: 9784/86/88/90/92/94					
Vidrio exterior Outer Glass	Espesor Vidrio (A) Glass thickness (A)	Junta Interior Inner Gasket	Sellado estructural Structural sealing	Apoyavidrios Glass support	Calzo Wedge
10 mm	40 mm	999005	6 mm	399724	399729
	41 mm	999005	6 mm	399724	399729
	42 mm	999004	6 mm	399724	399729
	43 mm	999004	6 mm	399724	399729
	44 mm	999003	6 mm	399724	399729
	45 mm	999003	6 mm	399724	399729
	46 mm	999002	6 mm	399724	399729
	47 mm	999002	6 mm	399724	399729
	48 mm	999001	6 mm	399724	399729
	49 mm	999001	6 mm	399724	399729
	50 mm	999000	6 mm	399724	399729
	51 mm	999000	6 mm	399724	399729
	52 mm	999000	6 mm	399724	399729

ACRISTALAMIENTO ESTRUCTURAL POLIAMIDA DE 25 mm (6 mm SELLADO ESTRUCTURAL)

25 mm POLYAMIDE STRUCTURAL GLAZING (6 mm STRUCTURAL SEALING)

Nota: Es necesario realizar pruebas de acristalamiento.

Note: Glazing tests are required.

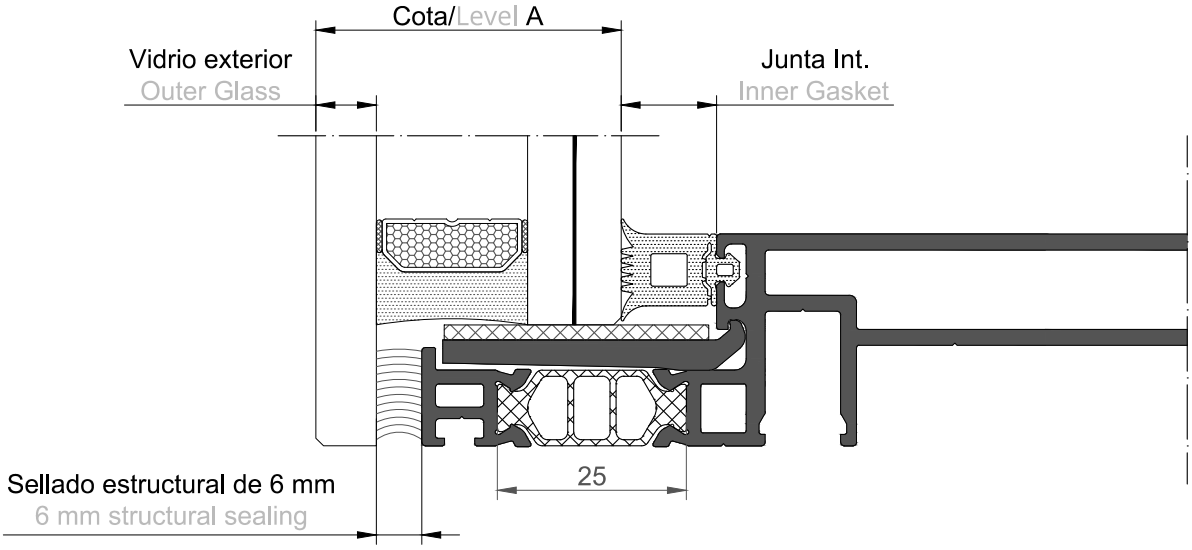

Montante: 9766/68/70/72 Travesaño: 9784/86/88/90/92/94 Mullion: 9766/68/70/72 Transom: 9784/86/88/90/92/94					
Vidrio exterior Outer Glass	Espesor Vidrio (A) Glass thickness (A)	Junta Interior Inner Gasket	Sellado estructural Structural sealing	Apoyavidrios Glass support	Calzo Wedge
12 mm	42 mm	999005	6 mm	399724	399729
	43 mm	999005	6 mm	399724	399729
	44 mm	999004	6 mm	399724	399729
	45 mm	999004	6 mm	399724	399729
	46 mm	999003	6 mm	399724	399729
	47 mm	999003	6 mm	399724	399729
	48 mm	999002	6 mm	399724	399729
	49 mm	999002	6 mm	399724	399729
	50 mm	999001	6 mm	399724	399729
	51 mm	999001	6 mm	399724	399729
	52 mm	999000	6 mm	399724	399729
	53 mm	999000	6 mm	399724	399729
	54 mm	999000	6 mm	399724	399729

ACRISTALAMIENTO ESTRUCTURAL POLIAMIDA DE 25 mm (8 mm SELLADO ESTRUCTURAL)

25 mm POLYAMIDE STRUCTURAL GLAZING (8 mm STRUCTURAL SEALING)

Nota: Es necesario realizar pruebas de acristalamiento.

Note: Glazing tests are required.

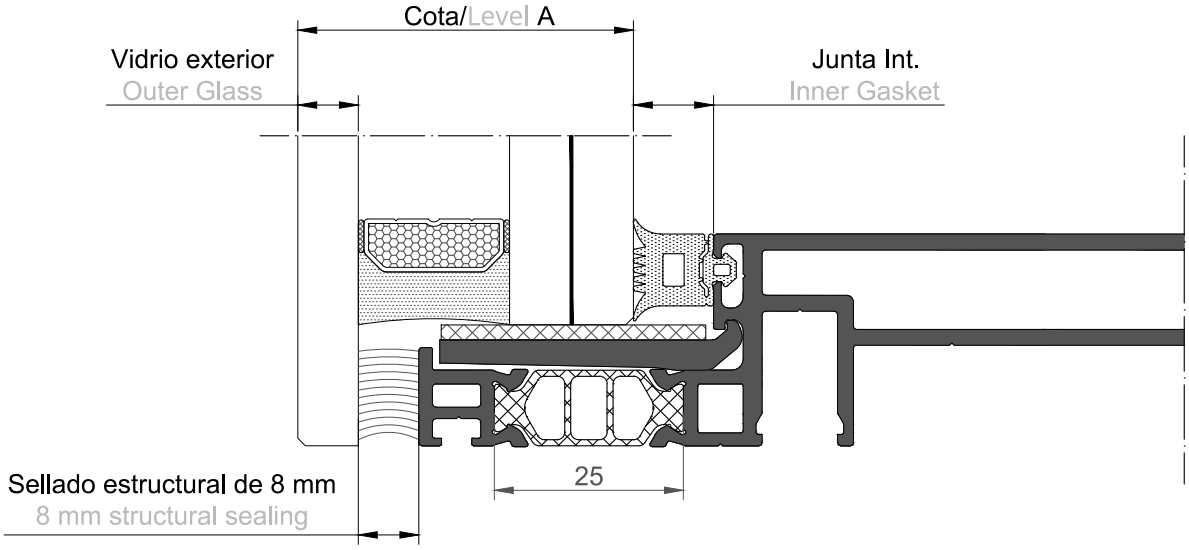

Montante: 9766/68/70/72 Travesaño: 9784/86/88/90/92/94 Mullion: 9766/68/70/72 Transom: 9784/86/88/90/92/94					
Vidrio exterior Outer Glass	Espesor Vidrio (A) Glass thickness (A)	Junta Interior Inner Gasket	Sellado estructural Structural sealing	Apoyavidrios Glass support	Calzo Wedge
6 mm	38 mm	999005	8 mm	399724	399729
	39 mm	999005	8 mm	399724	399729
	40 mm	999004	8 mm	399724	399729
	41 mm	999004	8 mm	399724	399729
	42 mm	999003	8 mm	399724	399729
	43 mm	999003	8 mm	399724	399729
	44 mm	999002	8 mm	399724	399729
	45 mm	999002	8 mm	399724	399729
	46 mm	999001	8 mm	399724	399729
	47 mm	999001	8 mm	399724	399729
	48 mm	999000	8 mm	399724	399729
	49 mm	999000	8 mm	399724	399729
	50 mm	999000	8 mm	399724	399729

ACRISTALAMIENTO ESTRUCTURAL POLIAMIDA DE 25 mm (8 mm SELLADO ESTRUCTURAL)

25 mm POLYAMIDE STRUCTURAL GLAZING (8 mm STRUCTURAL SEALING)

Nota: Es necesario realizar pruebas de acristalamiento.

Note: Glazing tests are required.

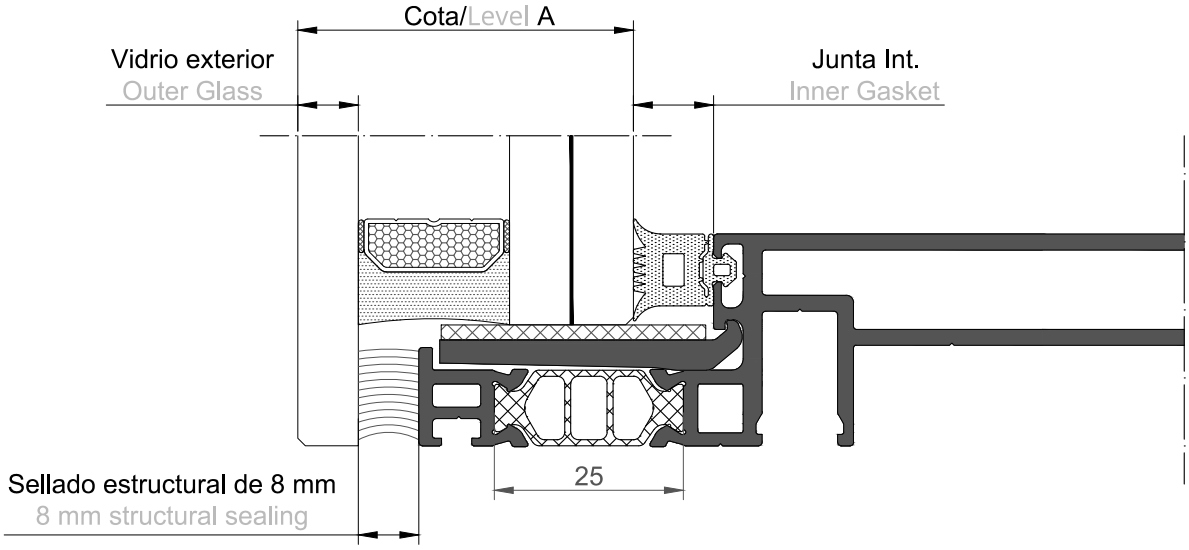

Montante: 9766/68/70/72 Travesaño: 9784/86/88/90/92/94 Mullion: 9766/68/70/72 Transom: 9784/86/88/90/92/94					
Vidrio exterior Outer Glass	Espesor Vidrio (A) Glass thickness (A)	Junta Interior Inner Gasket	Sellado estructural Structural sealing	Apoyavidrios Glass support	Calzo Wedge
8 mm	40 mm	999005	8 mm	399724	399729
	41 mm	999005	8 mm	399724	399729
	42 mm	999004	8 mm	399724	399729
	43 mm	999004	8 mm	399724	399729
	44 mm	999003	8 mm	399724	399729
	45 mm	999003	8 mm	399724	399729
	46 mm	999002	8 mm	399724	399729
	47 mm	999002	8 mm	399724	399729
	48 mm	999001	8 mm	399724	399729
	49 mm	999001	8 mm	399724	399729
	50 mm	999000	8 mm	399724	399729
	51 mm	999000	8 mm	399724	399729
	52 mm	999000	8 mm	399724	399729

ACRISTALAMIENTO ESTRUCTURAL POLIAMIDA DE 25 mm (8 mm SELLADO ESTRUCTURAL)

25 mm POLYAMIDE STRUCTURAL GLAZING (8 mm STRUCTURAL SEALING)

Nota: Es necesario realizar pruebas de acristalamiento.

Note: Glazing tests are required.

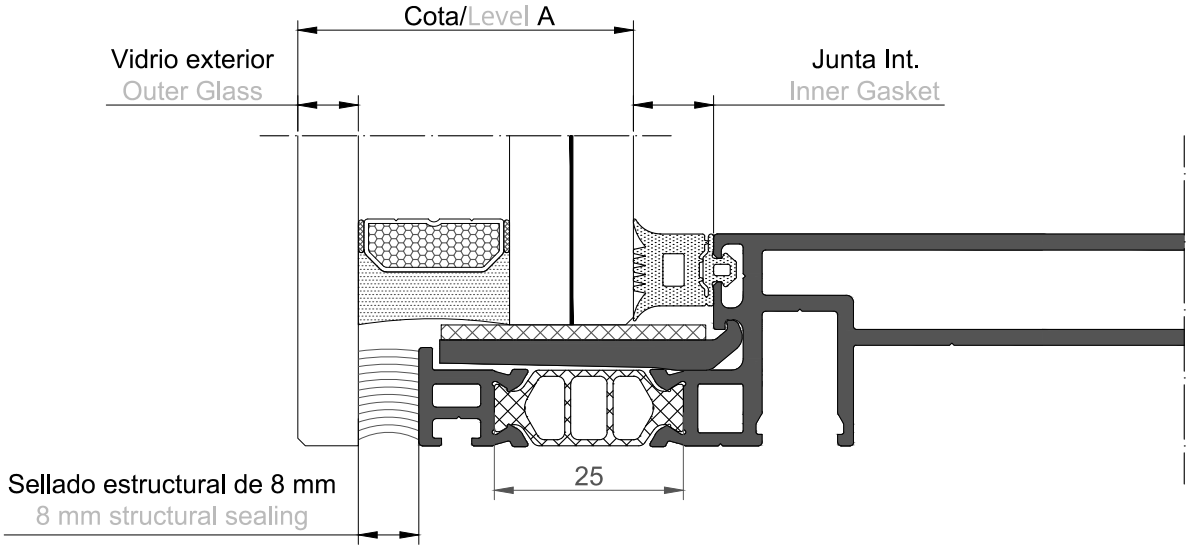

Montante: 9766/68/70/72 Travesaño: 9784/86/88/90/92/94 Mullion: 9766/68/70/72 Transom: 9784/86/88/90/92/94					
Vidrio exterior Outer Glass	Espesor Vidrio (A) Glass thickness (A)	Junta Interior Inner Gasket	Sellado estructural Structural sealing	Apoyavidrios Glass support	Calzo Wedge
10 mm	42 mm	999005	8 mm	399724	399729
	43 mm	999005	8 mm	399724	399729
	44 mm	999004	8 mm	399724	399729
	45 mm	999004	8 mm	399724	399729
	46 mm	999003	8 mm	399724	399729
	47 mm	999003	8 mm	399724	399729
	48 mm	999002	8 mm	399724	399729
	49 mm	999002	8 mm	399724	399729
	50 mm	999001	8 mm	399724	399729
	51 mm	999001	8 mm	399724	399729
	52 mm	999000	8 mm	399724	399729
	53 mm	999000	8 mm	399724	399729
	54 mm	999000	8 mm	399724	399729

ACRISTALAMIENTO ESTRUCTURAL POLIAMIDA DE 25 mm (8 mm SELLADO ESTRUCTURAL)

25 mm POLYAMIDE STRUCTURAL GLAZING (8 mm STRUCTURAL SEALING)

Nota: Es necesario realizar pruebas de acristalamiento.

Note: Glazing tests are required.

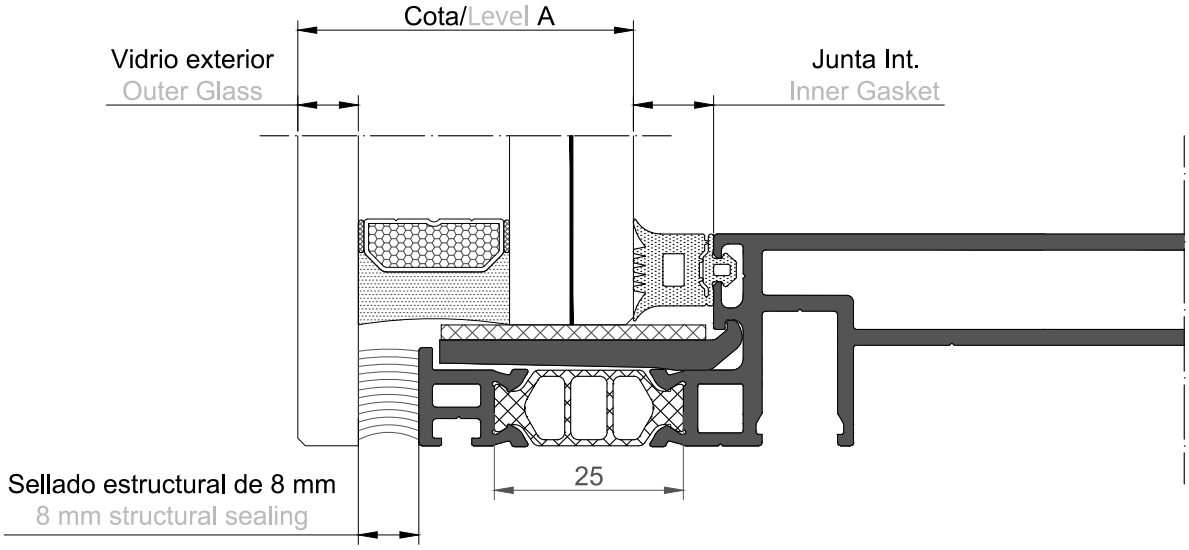

Montante: 9766/68/70/72 Travesaño: 9784/86/88/90/92/94 Mullion: 9766/68/70/72 Transom: 9784/86/88/90/92/94					
Vidrio exterior Outer Glass	Espesor Vidrio (A) Glass thickness (A)	Junta Interior Inner Gasket	Sellado estructural Structural sealing	Apoyavidrios Glass support	Calzo Wedge
12 mm	44 mm	999005	8 mm	399724	399729
	45 mm	999005	8 mm	399724	399729
	46 mm	999004	8 mm	399724	399729
	47 mm	999004	8 mm	399724	399729
	48 mm	999003	8 mm	399724	399729
	49 mm	999003	8 mm	399724	399729
	50 mm	999002	8 mm	399724	399729
	51 mm	999002	8 mm	399724	399729
	52 mm	999001	8 mm	399724	399729
	53 mm	999001	8 mm	399724	399729
	54 mm	999000	8 mm	399724	399729
	55 mm	999000	8 mm	399724	399729
	56 mm	999000	8 mm	399724	399729

ACRISTALAMIENTO ESTRUCTURAL POLIAMIDA DE 40 mm (6 mm SELLADO ESTRUCTURAL)

40 mm POLYAMIDE STRUCTURAL GLAZING (6 mm STRUCTURAL SEALING)

Nota: Es necesario realizar pruebas de acristalamiento.

Note: Glazing tests are required.

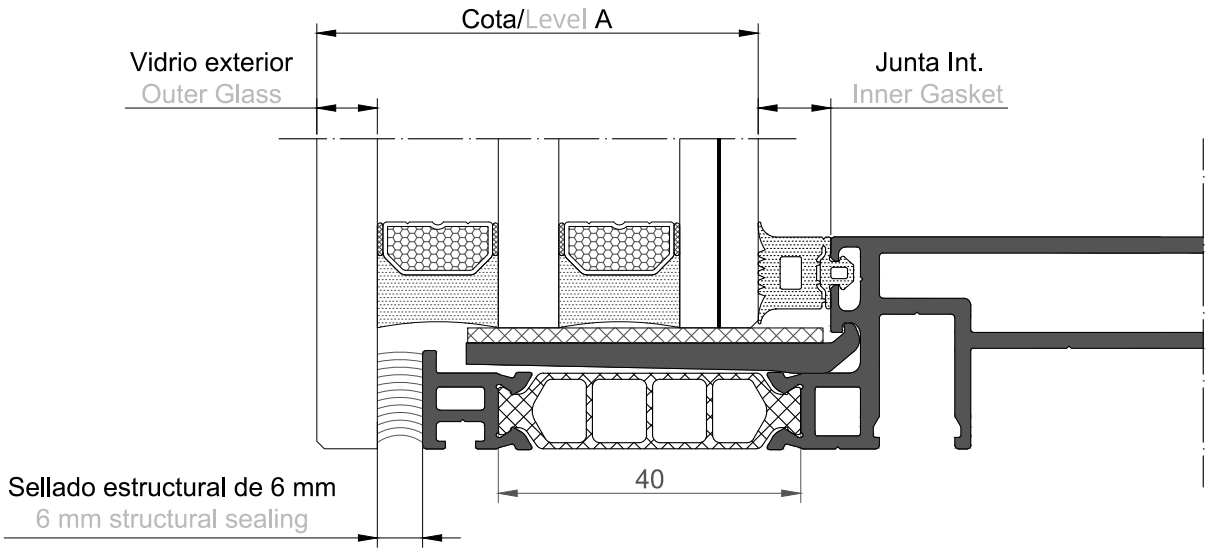

Montante: 9767/69/71/73 Travesaño: 9785/87/89/91/93/95 Mullion: 9767/69/71/73 Transom: 9785/87/89/91/93/95					
Vidrio exterior Outer Glass	Espesor Vidrio (A) Glass thickness (A)	Junta Interior Inner Gasket	Sellado estructural Structural sealing	Apoyavidrios* Glass support*	Calzo* Wedge*
6 mm	51 mm	999005	6 mm	399725	399730
	52 mm	999005	6 mm	399725	399730
	53 mm	999004	6 mm	399725	399730
	54 mm	999004	6 mm	399725	399730
	55 mm	999003	6 mm	399725	399730
	56 mm	999003	6 mm	399725	399730
	57 mm	999002	6 mm	399725	399730
	58 mm	999002	6 mm	399725	399730
8 mm	53 mm	999005	6 mm	399725	399730
	54 mm	999005	6 mm	399725	399730
	55 mm	999004	6 mm	399725	399730
	56 mm	999004	6 mm	399725	399730
	57 mm	999003	6 mm	399725	399730
	58 mm	999003	6 mm	399725	399730

* Disponible versión de 200 mm de longitud (399727/399732), consultar compatibilidad de cargas.

* Available 200 mm lenght version (399727 / 399732), check loads compatibility.

ACRISTALAMIENTO ESTRUCTURAL POLIAMIDA DE 40 mm (6 mm SELLADO ESTRUCTURAL)

40 mm POLYAMIDE STRUCTURAL GLAZING (6 mm STRUCTURAL SEALING)

Nota: Es necesario realizar pruebas de acristalamiento.

Note: Glazing tests are required.

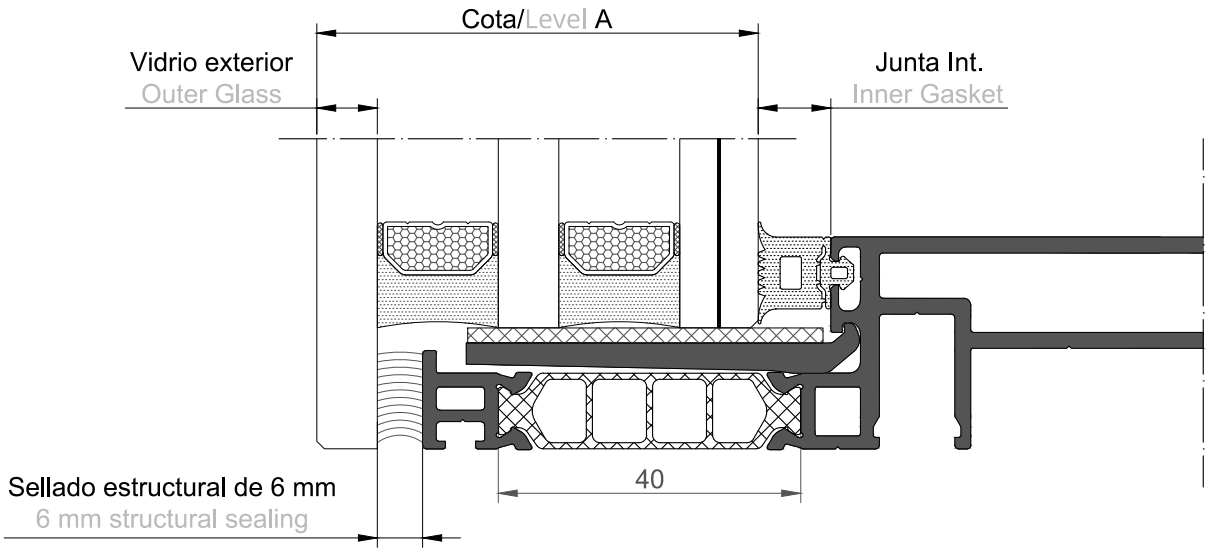

Montante: 9767/69/71/73 Travesaño: 9785/87/89/91/93/95 Mullion: 9767/69/71/73 Transom: 9785/87/89/91/93/95					
Vidrio exterior Outer Glass	Espesor Vidrio (A) Glass thickness (A)	Junta Interior Inner Gasket	Sellado estructural Structural sealing	Apoyavidrios* Glass support*	Calzo* Wedge*
10 mm	55 mm	999005	6 mm	399725	399730
	56 mm	999005	6 mm	399725	399730
	57 mm	999004	6 mm	399725	399730
	58 mm	999004	6 mm	399725	399730
12 mm	57 mm	999005	6 mm	399725	399730
	58 mm	999005	6 mm	399725	399730

* Disponible versión de 200 mm de longitud (399727/399732), consultar compatibilidad de cargas.

* Available 200 mm lenght version (399727 / 399732), check loads compatibility.

ACRISTALAMIENTO ESTRUCTURAL POLIAMIDA DE 40 mm (8 mm SELLADO ESTRUCTURAL)

40 mm POLYAMIDE STRUCTURAL GLAZING (8 mm STRUCTURAL SEALING)

Nota: Es necesario realizar pruebas de acristalamiento.

Note: Glazing tests are required.

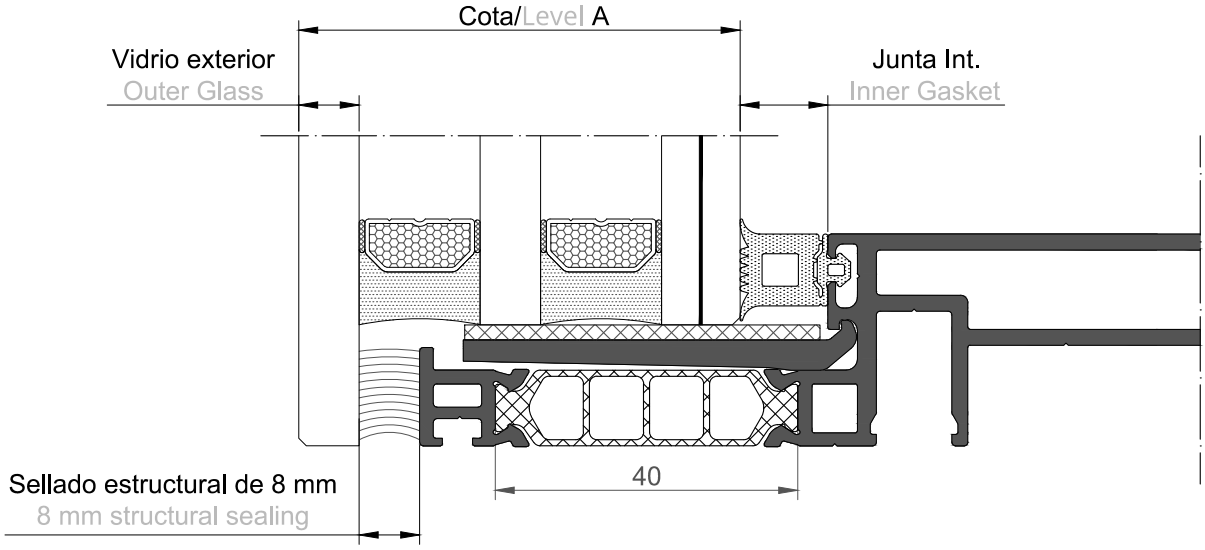

Montante: 9767/69/71/73 Travesaño: 9785/87/89/91/93/95 Mullion: 9767/69/71/73 Transom: 9785/87/89/91/93/95					
Vidrio exterior Outer Glass	Espesor Vidrio (A) Glass thickness (A)	Junta Interior Inner Gasket	Sellado estructural Structural sealing	Apoyavidrios* Glass support*	Calzo* Wedge*
6 mm	53 mm	999005	8 mm	399725	399730
	54 mm	999005	8 mm	399725	399730
	55 mm	999004	8 mm	399725	399730
	56 mm	999004	8 mm	399725	399730
	57 mm	999003	8 mm	399725	399730
	58 mm	999003	8 mm	399725	399730
8 mm	55 mm	999005	8 mm	399725	399730
	56 mm	999005	8 mm	399725	399730
	57 mm	999004	8 mm	399725	399730
	58 mm	999004	8 mm	399725	399730
10 mm	57 mm	999005	8 mm	399725	399730
	58 mm	999005	8 mm	399725	399730

* Disponible versión de 200 mm de longitud (399727/399732), consultar compatibilidad de cargas.

* Available 200 mm lenght version (399727 / 399732), check loads compatibility.

POSICIÓN DEL APOYAVIDRIOS
GLASS SUPPORT POSITION

Referencia Reference	Apoyavidrios 150 mm 150 mm Glass support	Peso max. sobre travesaño Max. weight on transom Con 2 apoyos de vidrio With 2 glass supports
399724	40 mm	300 kg
399725	52 mm	300 kg
399726	67 mm	220 kg

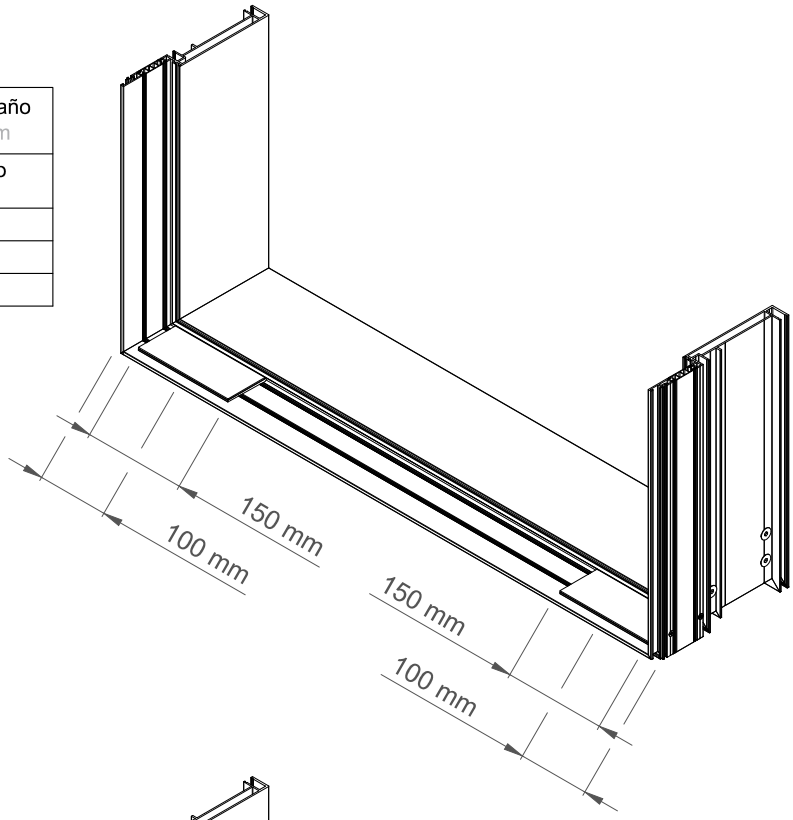

Referencia Reference	Apoyavidrios 200 mm 200 mm Glass support	Peso max. sobre travesaño Max. weight on transom Con 2 apoyos de vidrio With 2 glass supports
399727	52 mm	350 kg
399728	67 mm	300 kg

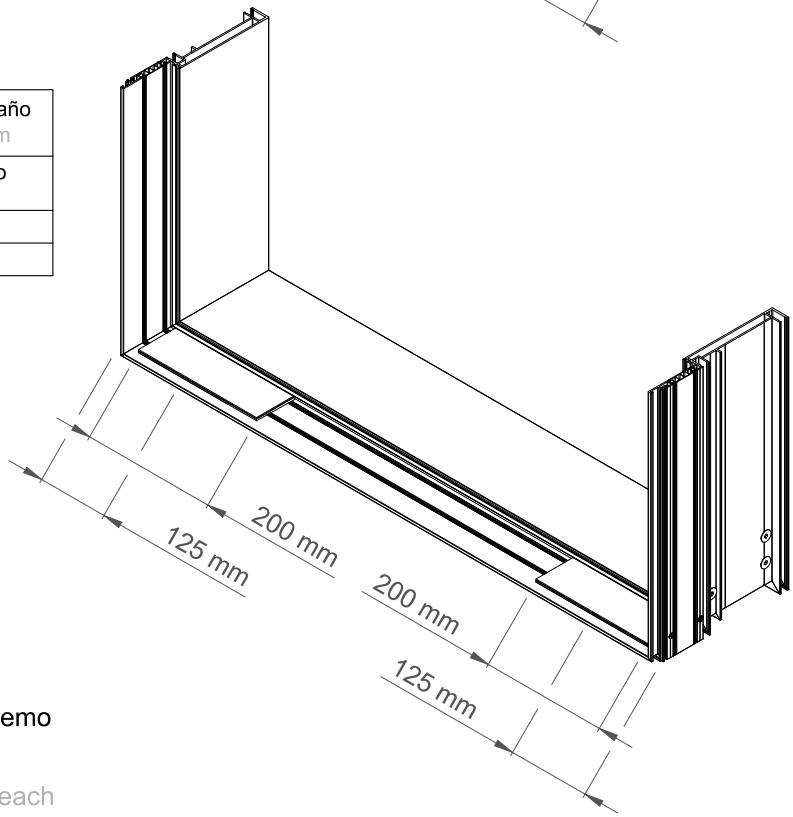

NOTA: Se coloca 1 apoyo de vidrio en cada extremo según se indica en los esquemas.

NOTE: 1 glass supports must be placed on each edges as indicated in the diagrams.

FACHADA MODULAR UNIT 66
UNITIZED FAÇADE UNIT 66

7. SECCIONES DE DESPIECE
7. CUTTING PIECE SECTIONS

IMPORTANTE
ALUMINIOS CORTIZO S.A.U. se reserva el derecho de modificar o eliminar cualquiera de sus perfiles, accesorios o juntas del sistema sin previo aviso. ALUMINIOS CORTIZO S.A.U. no se hace responsable de las posibles erratas tipográficas de este catálogo y recomienda encarecidamente al cliente que, antes de la formalización de cualquier pedido, verifique que las referencias aparecidas en el mismo son las correctas.

IMPORTANT
ALUMINIOS CORTIZO S.A.U. reserves the right to modify or remove any of its system profiles, accessories or gaskets without prior notification. ALUMINIOS CORTIZO S.A.U. will not be responsible for any possible typographical errors in this catalogue and strongly recommends to the client that, before formalising any order, to check that the references that appear in this catalogue are correct.

FACHADA MODULAR UNIT 66
Secciones de despiece

UNITIZED FAÇADE UNIT 66
Cutting piece sections

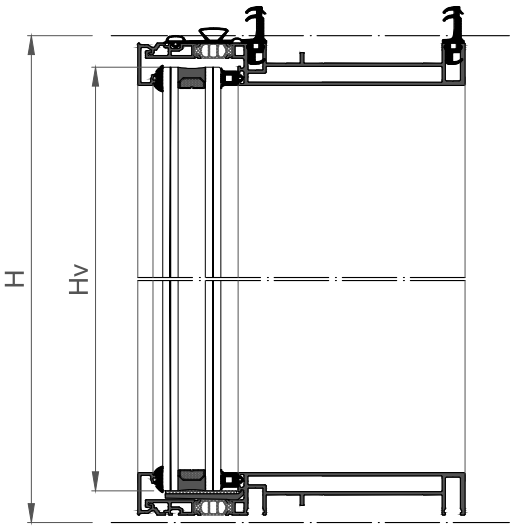

SECCIÓN B-B
SECTION B-B

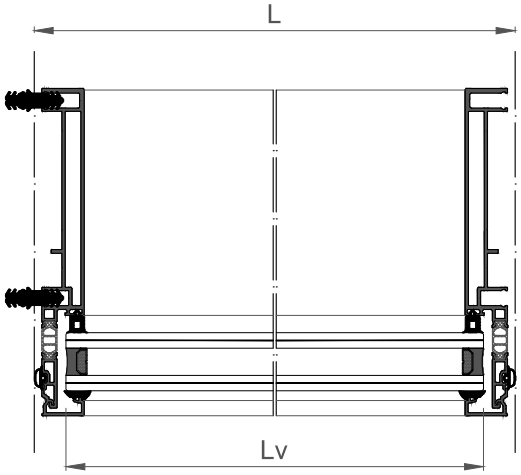

SECCIÓN A-A
SECTION A-A

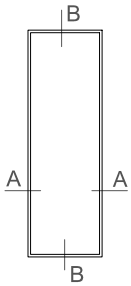

				mm
COR-9703			x 2	L-10
			x 2	H-10
COR-9740			x 2	L-10
			x 2	H-10

	399714	2H*
	399710	2H + L
	399711	L
	399713	L
	999004	2Lv + 2Hv
	240134	2Lv + 2Hv

	399702	x 4
	399759	x 32
	399703	x 8
	399760	x 16
	399729**	x 2
	399726**	x 2
	399704	x 2
	399751	x 1***
	399752	x 2
	399753	x 2
KIT	399748/49/50	****
	399764	****
	399790/92	****
	399791/93	****

* Ver detalles de fabricación para cortar las juntas.
* See fabrication details to cut the gaskets.

** Ver detalles de acristalamiento.
** See glazing details.

*** x2 en el primer módulo de cada fila.
*** x2 in the first unit of each row.

**** Ver detalles de fabricación.
**** See fabrication details.

	350 Kgs.	L < 1500
		H < 3500

	e=38mm	x 2	Lv = L-42
			Hv = H-42

FACHADA MODULAR UNIT 66
Secciones de despiece

UNITIZED FAÇADE UNIT 66
Cutting piece sections

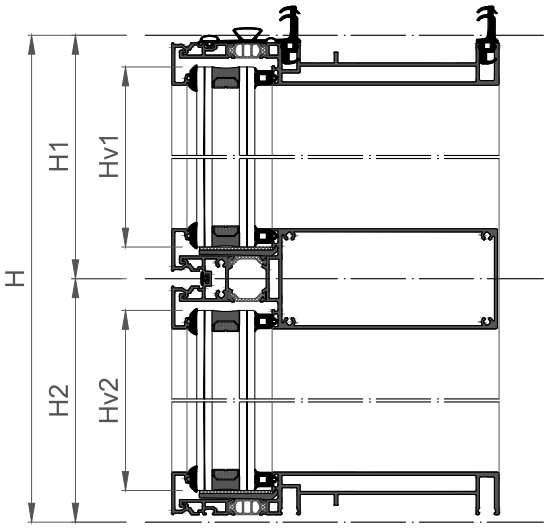

SECCIÓN B-B
SECTION B-B

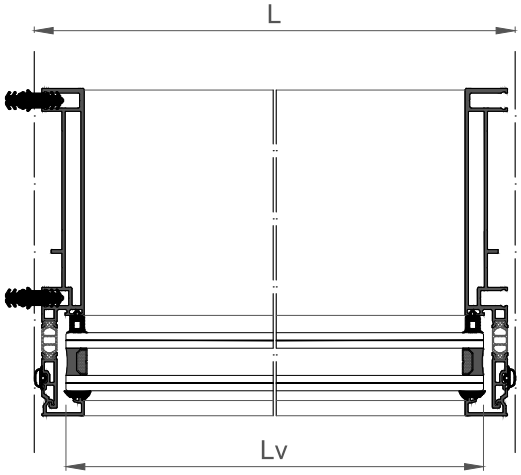

SECCIÓN A-A
SECTION A-A

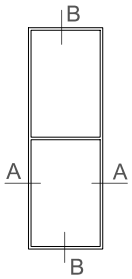

				mm
COR-9703			x 2	L-10
			x 2	H-10
COR-9718			x 1	L-30
COR-9740			x 2	L-10
			x 2	H-10
			x 2	L-66

	247204	L
	399714	2H*
	399710	2H + L
	399711	L
	399713	L
	999004	4Lv + 2H
	240134	4Lv + 2H

	399702	x 4
	399759	x 32
	399703	x 8
	399760	x 16
	399729**	x 4
	399726**	x 4
	399704	x 2
	399751	x 1***
	399752	x 2
	399753	x 2
KIT	399748/49/50	****
	399764	****
	814860	x 8
	341146	x 4
	399790/92	****
	399791/93	****

* Ver detalles de fabricación para cortar las juntas.
* See fabrication details to cut the gaskets.

** Ver detalles de acristalamiento.
** See glazing details.

*** x2 en el primer módulo de cada fila.
*** x2 in the first unit of each row.

**** Ver detalles de fabricación.
**** See fabrication details.

	350 Kgs.	L < 1500
		H < 3500

	e=38mm	x 2	Lv = L-42
			Hv1 = H1-42
			Hv2 = H2-42

FACHADA MODULAR UNIT 66
Secciones de despiece

UNITIZED FAÇADE UNIT 66
Cutting piece sections

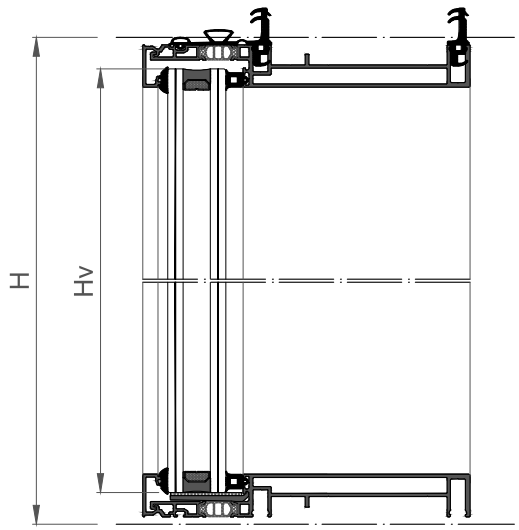

SECCIÓN B-B
SECTION B-B

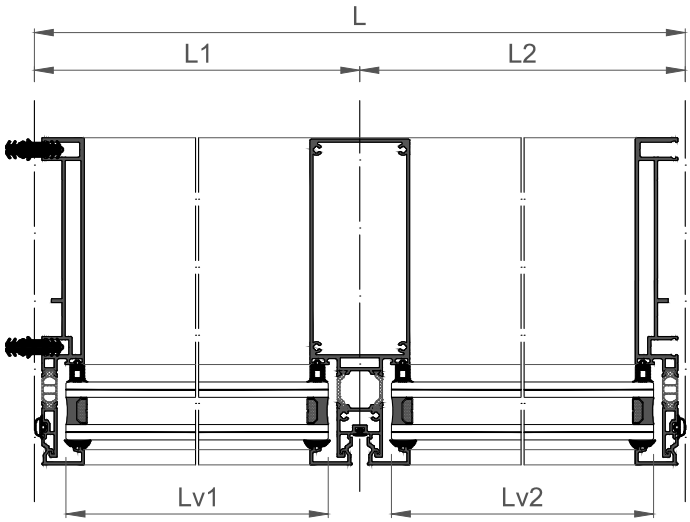

SECCIÓN A-A
SECTION A-A

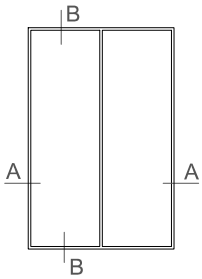

				mm
COR-9703			x 2	L-10
			x 2	H-10
COR-9718			x 1	H-30
COR-9740			x 2	L-10
			x 2	H-10
			x 2	H-66

	247204	H
	399714	2H*
	399710	2H + L
	399711	L
	399713	L
	999004	2L + 4Hv
	240134	2L + 4Hv

	399702	x 4
	399759	x 32
	399703	x 8
	399760	x 16
	399729**	x 4
	399726**	x 4
	399704	x 2
	399751	x 1***
	399752	x 2
	399753	x 2
KIT	399748/49/50	****
	399764	****
	814860	x 8
	341146	x 4
	399790/92	****
	399791/93	****

* Ver detalles de fabricación para cortar las juntas.
* See fabrication details to cut the gaskets.

** Ver detalles de acristalamiento.
** See glazing details.

*** x2 en el primer módulo de cada fila.
*** x2 in the first unit of each row.

**** Ver detalles de fabricación.
**** See fabrication details.

	350 Kgs.	L < 1500
		H < 3500

	e=38mm	x 2	Hv = L-42
			Lv1 = L1-42
			Lv2 = L2-42

FACHADA MODULAR UNIT 66
Secciones de despiece

UNITIZED FAÇADE UNIT 66
Cutting piece sections

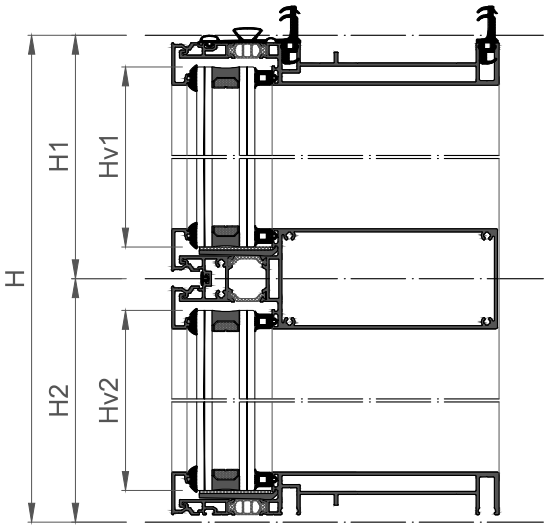

SECCIÓN B-B
SECTION B-B

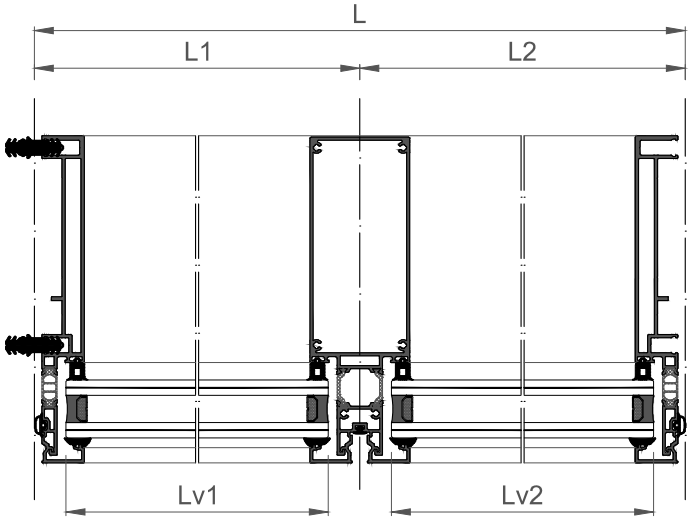

SECCIÓN A-A
SECTION A-A

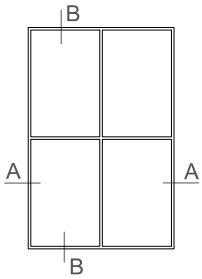

				mm
COR-9703			x 2	L-10
			x 2	H-10
COR-9718			x 1	L-30
			x 1	H-30
COR-9740			x 2	L-10
			x 2	H-10
			x 2	L1-66
			x 2	L2-66
			x 2	H-66

	399702	x 4
	399759	x 32
	399703	x 8
	399760	x 16
	399729**	x 8
	399726**	x 8
	399704	x 2
	399751	x 1***
	399752	x 2
	399753	x 2
KIT	399748/49/50	****
	399764	****
	814860	x 16
	341146	x 8
	813532	x 4
	814813	x 12
	399769	x 4
	399770	x 4
	399740/1	x 2
	399742	x 2
	399790/92	****
	399791/93	****

	247204	L + H
	399714	2H*
	399710	2H + L
	399711	L
	399713	L
	999004	2L + 2H
	240134	2L + 2H

* Ver detalles de fabricación para cortar las juntas.
* See fabrication details to cut the gaskets.

** Ver detalles de acristalamiento.
** See glazing details.

*** x2 en el primer módulo de cada fila.
*** x2 in the first unit of each row.

**** Ver detalles de fabricación.
**** See fabrication details.

	350 Kgs.	L < 1500
		H < 3500

	e=38mm	x 2	Hv1 = H1-42
			Hv2 = H2-42
			Lv1 = L1-42
			Lv2 = L2-42

FACHADA MODULAR UNIT 66
UNITIZED FAÇADE UNIT 66

8. DETALLES DE FABRICACIÓN
8. FABRICATION DETAILS

IMPORTANTE
ALUMINIOS CORTIZO S.A.U. se reserva el derecho de modificar o eliminar cualquiera de sus perfiles, accesorios o juntas del sistema sin previo aviso. ALUMINIOS CORTIZO S.A.U. no se hace responsable de las posibles erratas tipográficas de este catálogo y recomienda encarecidamente al cliente que, antes de la formalización de cualquier pedido, verifique que las referencias aparecidas en el mismo son las correctas.

IMPORTANT
ALUMINIOS CORTIZO S.A.U. reserves the right to modify or remove any of its system profiles, accessories or gaskets without prior notification. ALUMINIOS CORTIZO S.A.U. will not be responsible for any possible typographical errors in this catalogue and strongly recommends to the client that, before formalising any order, to check that the references that appear in this catalogue are correct.

ENCUENTRO MONTANTE COR-9701 ESCUADRA DE TORNILLO

MULLION COR-9701 SCREW CLEAT JOINT

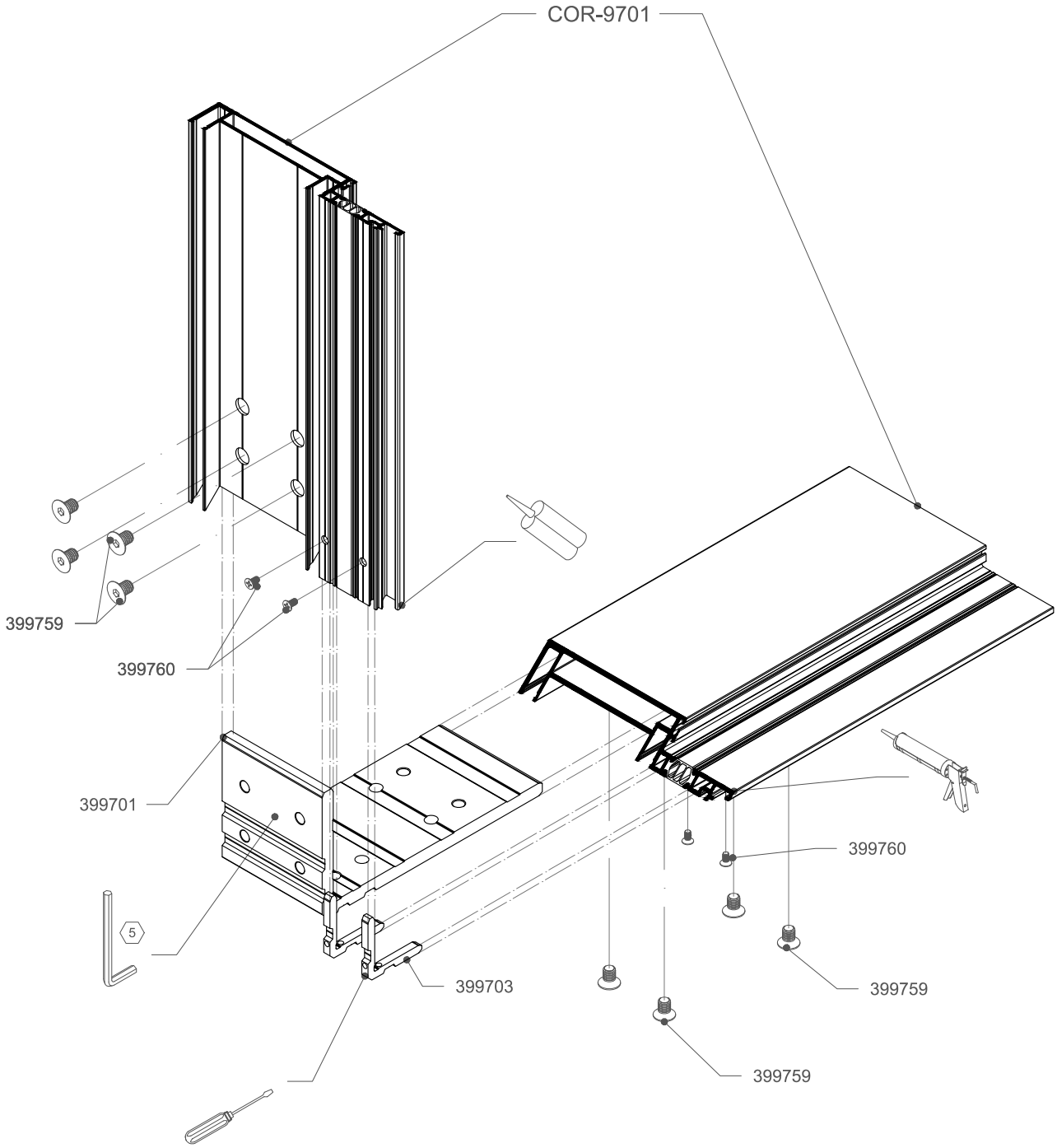

Llave allen
Allen key

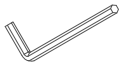

Destornillador
Screwdriver

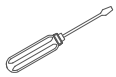

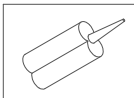	Adhesivo bicomponente. Bicomponent adhesive.
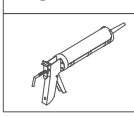	Sellar el área de inglete con mastic neutra sin disolvente. Seal mitre area with neutral mastic without solvent.

ENCUENTRO MONTANTE COR-9702 ESCUADRA DE TORNILLO

MULLION COR-9702 SCREW CLEAT JOINT

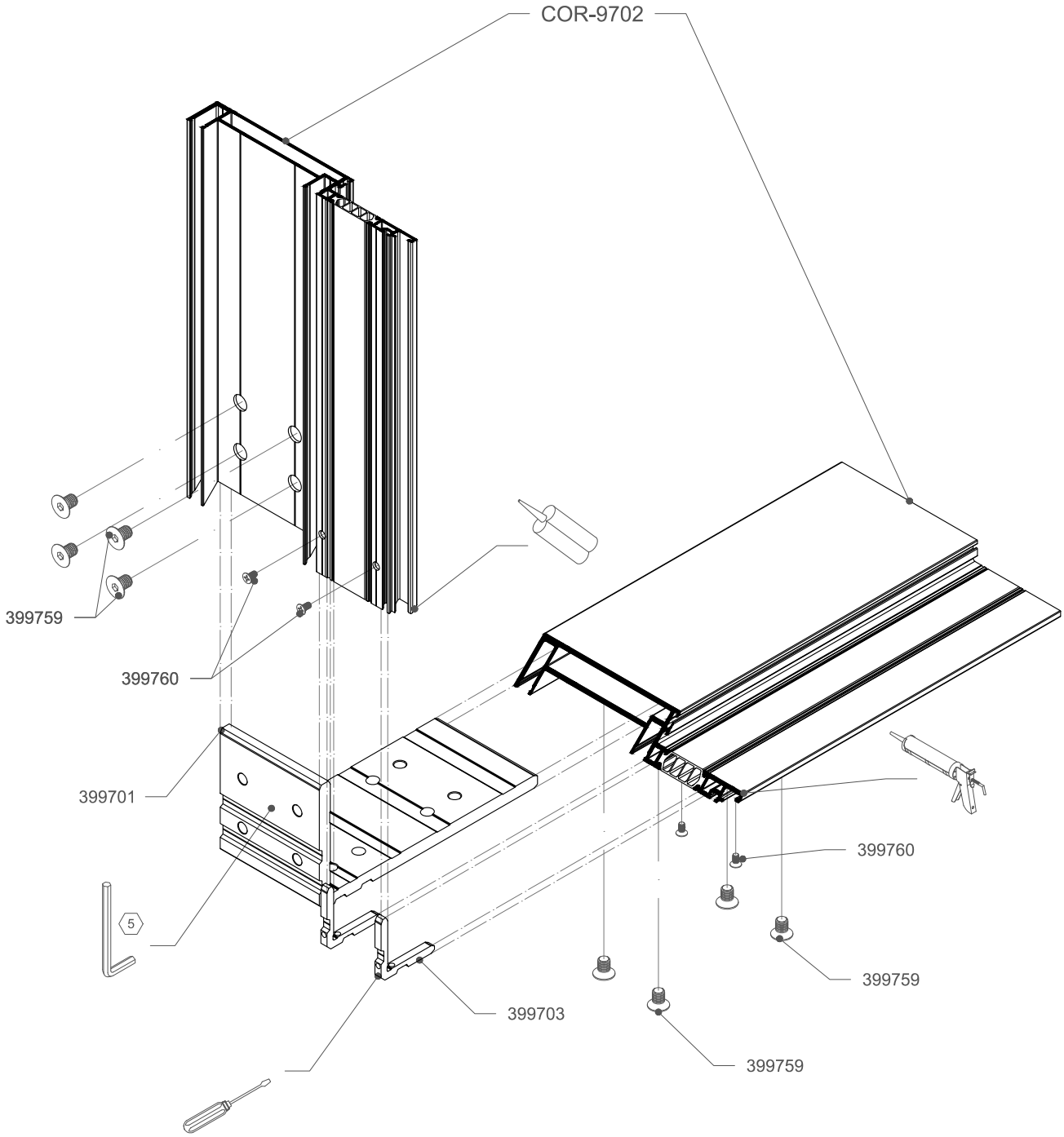

Llave allen
Allen key

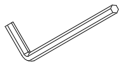

Destornillador
Screwdriver

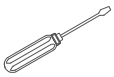

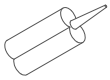	Adhesivo bicomponente. Bicomponent adhesive.
	Sellar el área de inglete con mastic neutra sin disolvente. Seal mitre area with neutral mastic without solvent.

ENCUENTRO MONTANTE COR-9703 ESCUADRA DE TORNILLO

MULLION COR-9703 SCREW CLEAT JOINT

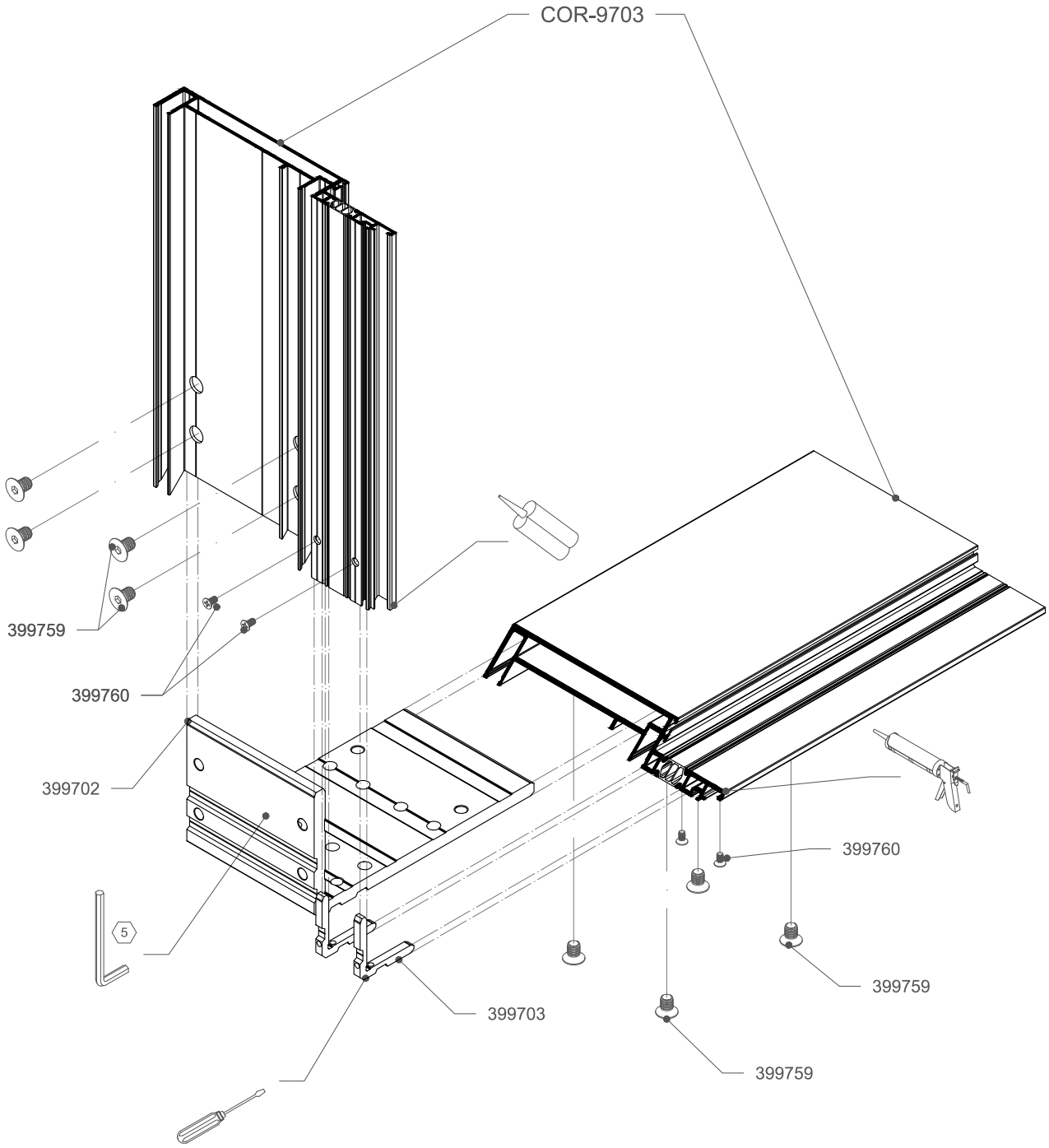

Llave allen
Allen key

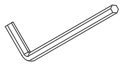

Destornillador
Screwdriver

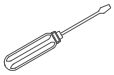

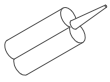	Adhesivo bicomponente. Bicomponent adhesive.
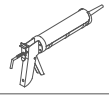	Sellar el área de inglete con mastic neutra sin disolvente. Seal mitre area with neutral mastic without solvent.

ENCUENTRO MONTANTE COR-9704 ESCUADRA DE TORNILLO

MULLION COR-9704 SCREW CLEAT JOINT

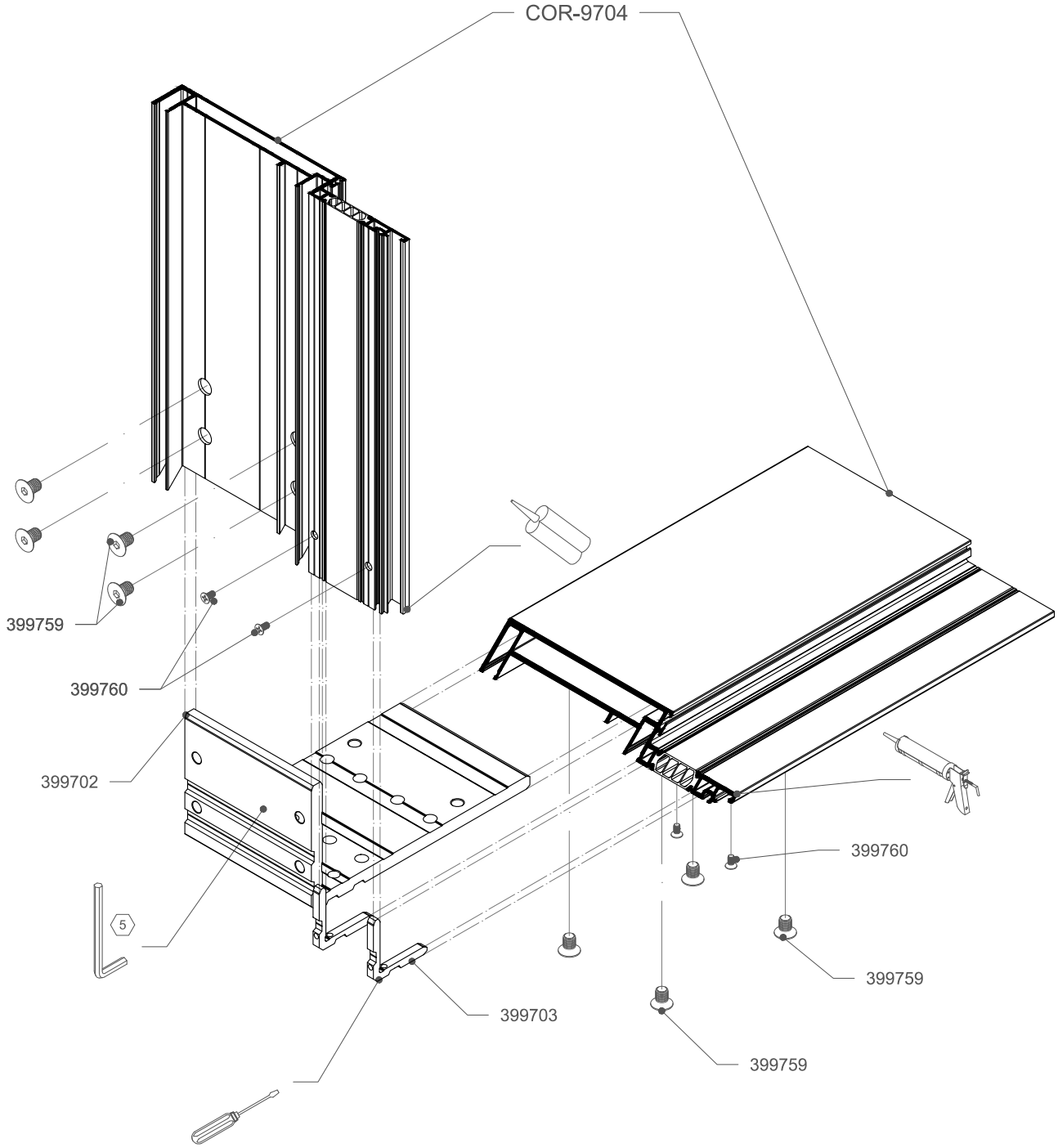

Llave allen
Allen key

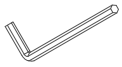

Destornillador
Screwdriver

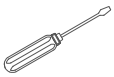

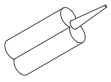	Adhesivo bicomponente. Bicomponent adhesive.
	Sellar el área de inglete con mastic neutra sin disolvente. Seal mitre area with neutral mastic without solvent.

ENCUENTRO MONTANTE COR-9701 ESCUADRA DE ENSAMBLAR

MULLION COR-9701 CRIMPING CLEAT JOINT

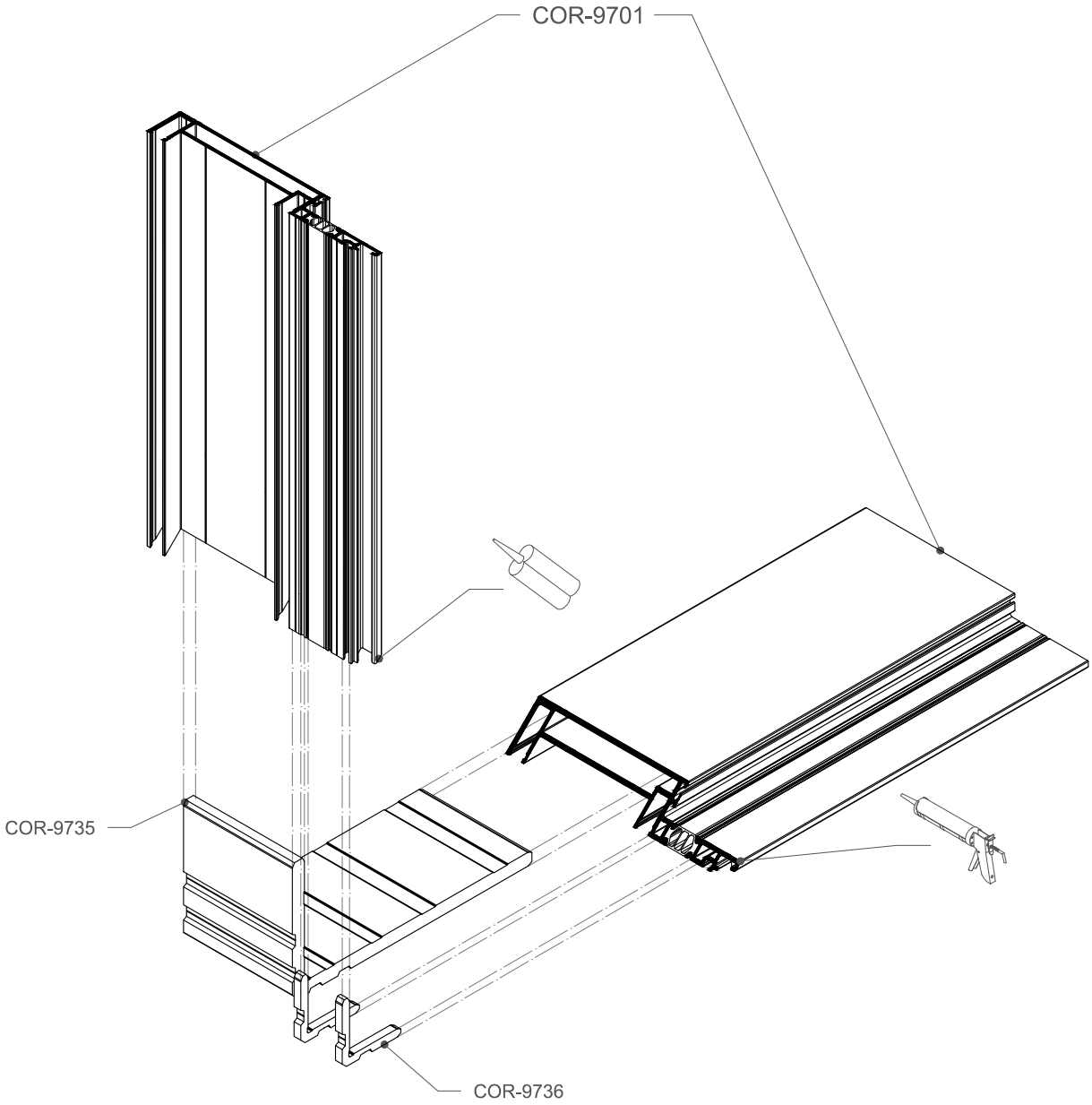

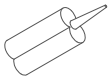	Adhesivo bicomponente. Bicomponent adhesive.
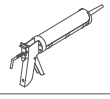	Sellar el área de inglete con mastic neutra sin disolvente. Seal mitre area with neutral mastic without solvent.

ENCUENTRO MONTANTE COR-9702 ESCUADRA DE ENSAMBLAR

MULLION COR-9702 CRIMPING CLEAT JOINT

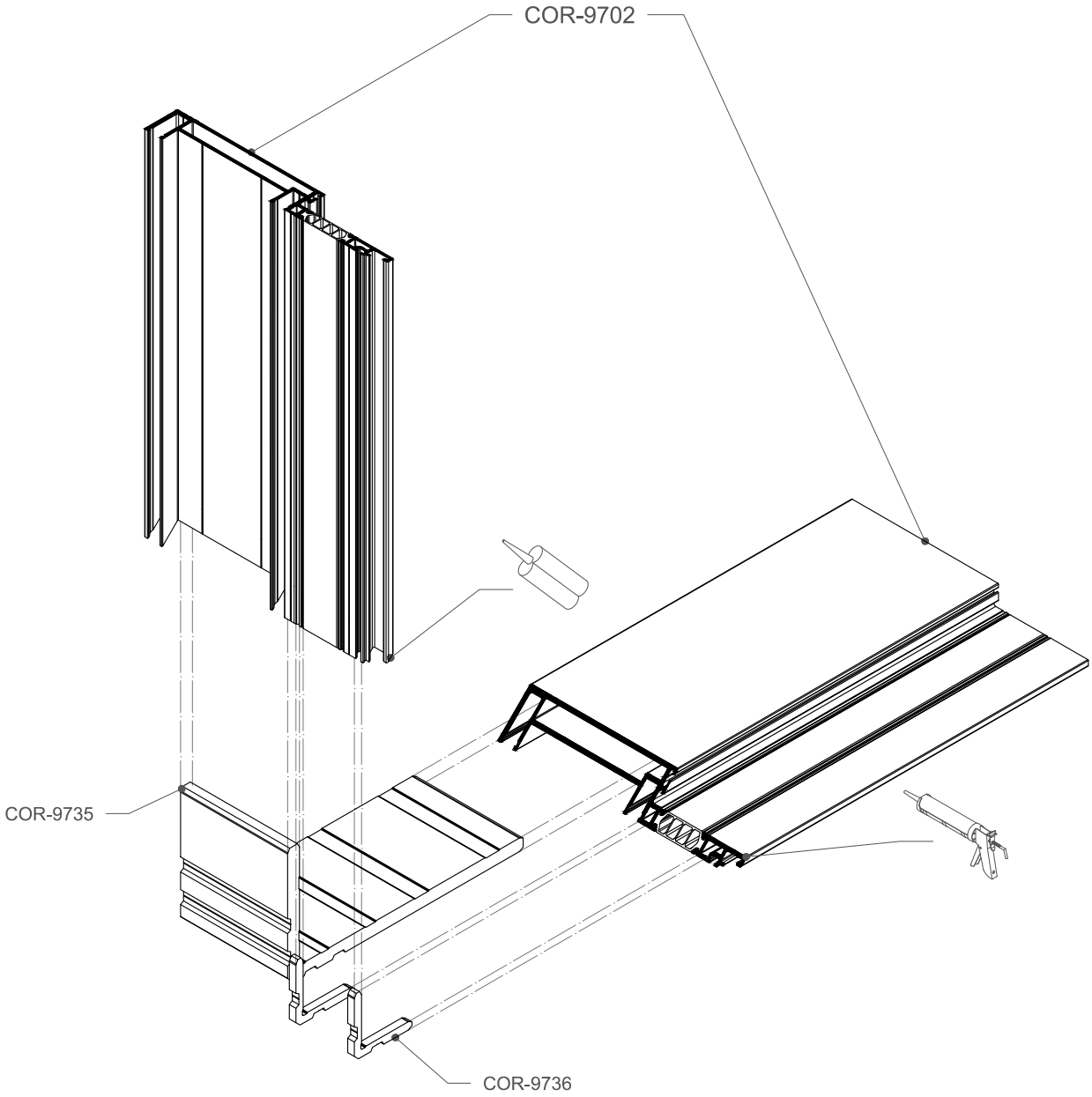

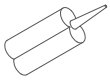	Adhesivo bicomponente. Bicomponent adhesive.
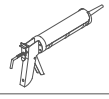	Sellar el área de inglete con mastic neutra sin disolvente. Seal mitre area with neutral mastic without solvent.

ENCUENTRO MONTANTE COR-9703 ESCUADRA DE ENSAMBLAR

MULLION COR-9703 CRIMPING CLEAT JOINT

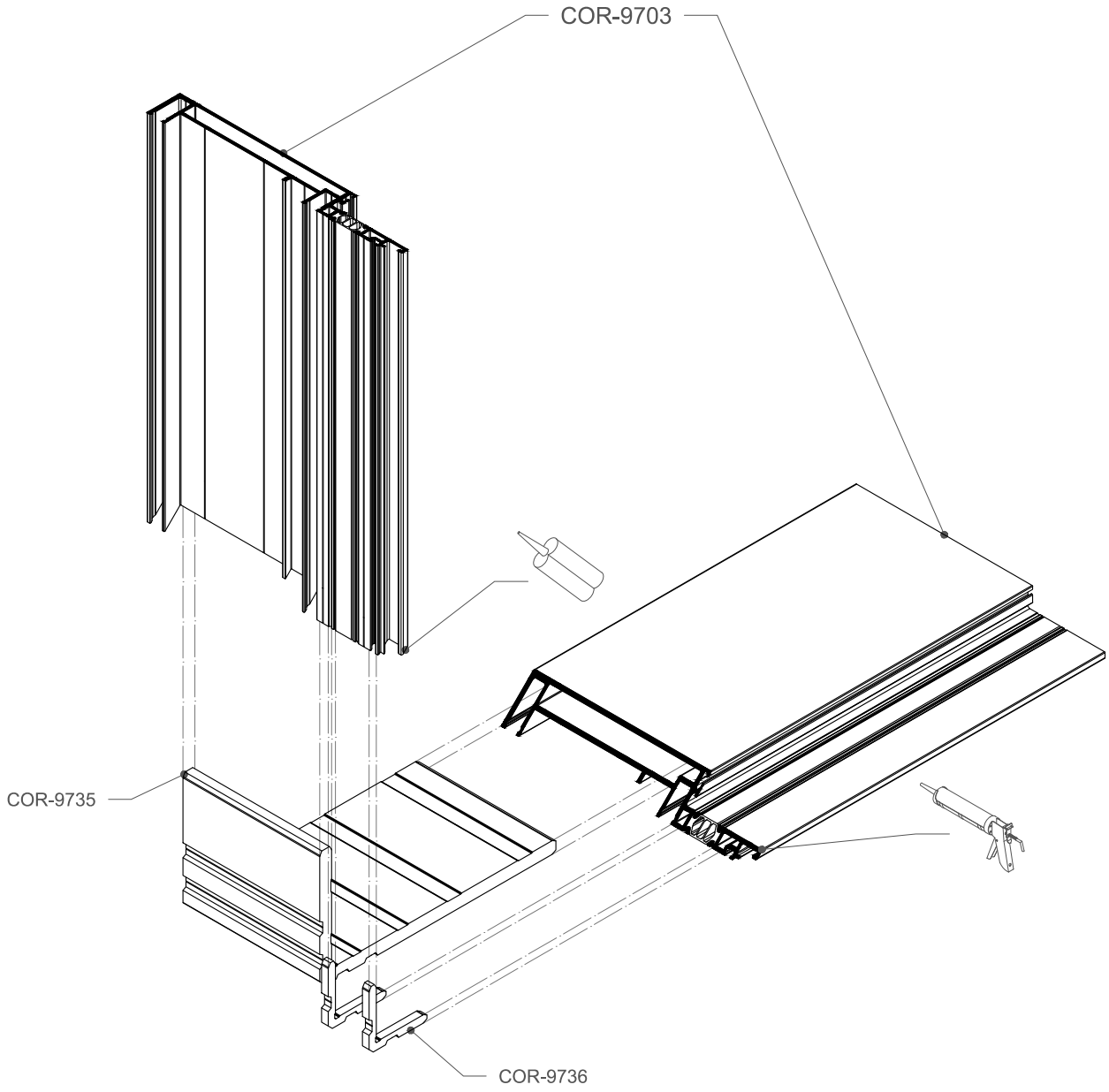

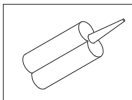	Adhesivo bicomponente. Bicomponent adhesive.
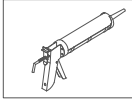	Sellar el área de inglete con mastic neutra sin disolvente. Seal mitre area with neutral mastic without solvent.

ENCUENTRO MONTANTE COR-9704 ESCUADRA DE ENSAMBLAR

MULLION COR-9704 CRIMPING CLEAT JOINT

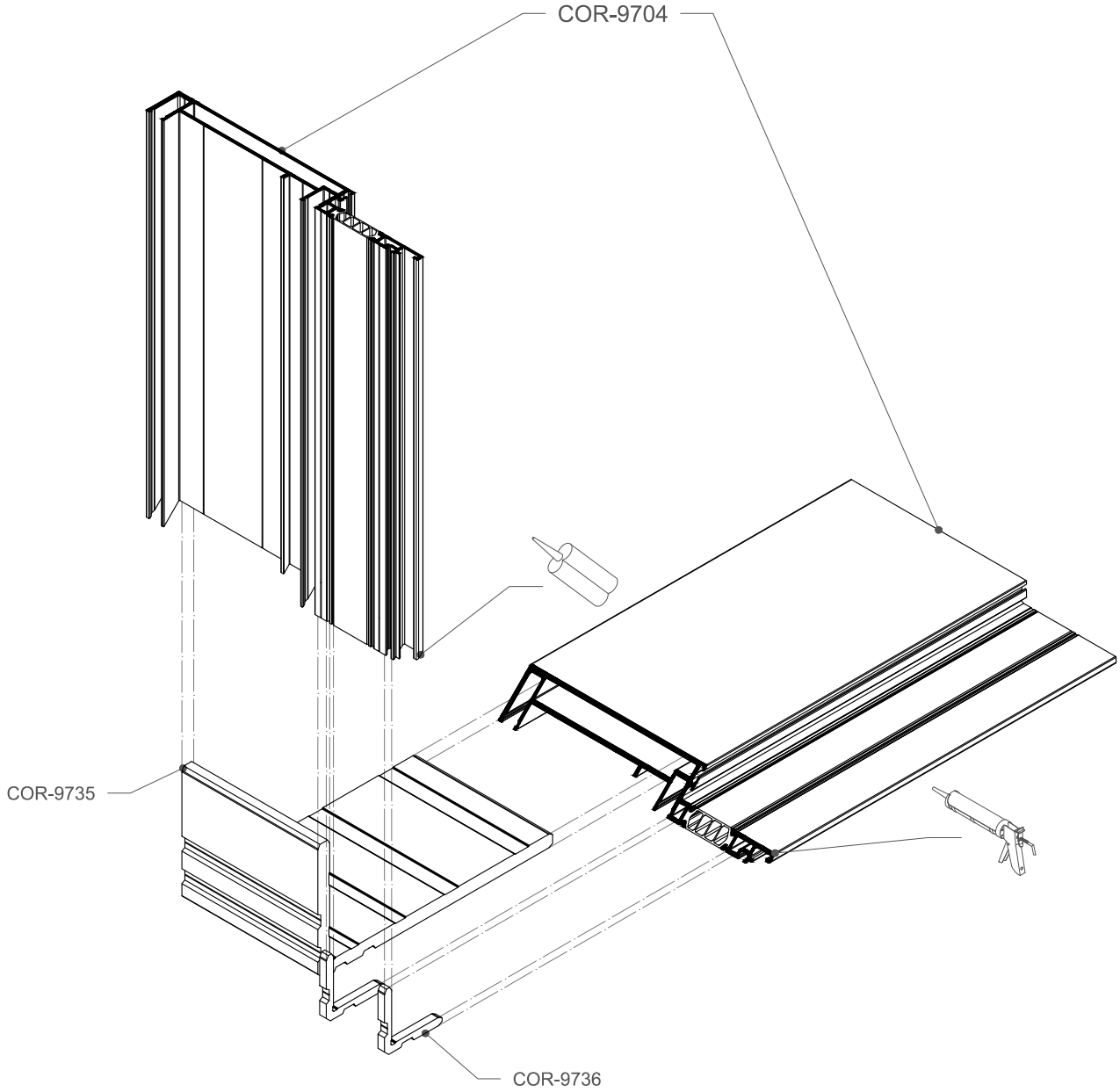

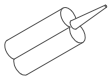	Adhesivo bicomponente. Bicomponent adhesive.
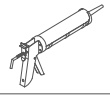	Sellar el área de inglete con mastic neutra sin disolvente. Seal mitre area with neutral mastic without solvent.

ENCUENTRO MONTANTE COR-9701 CON TRAVESAÑO COR-9714

MULLION COR-9701 TRANSOM COR-9714 JOINT

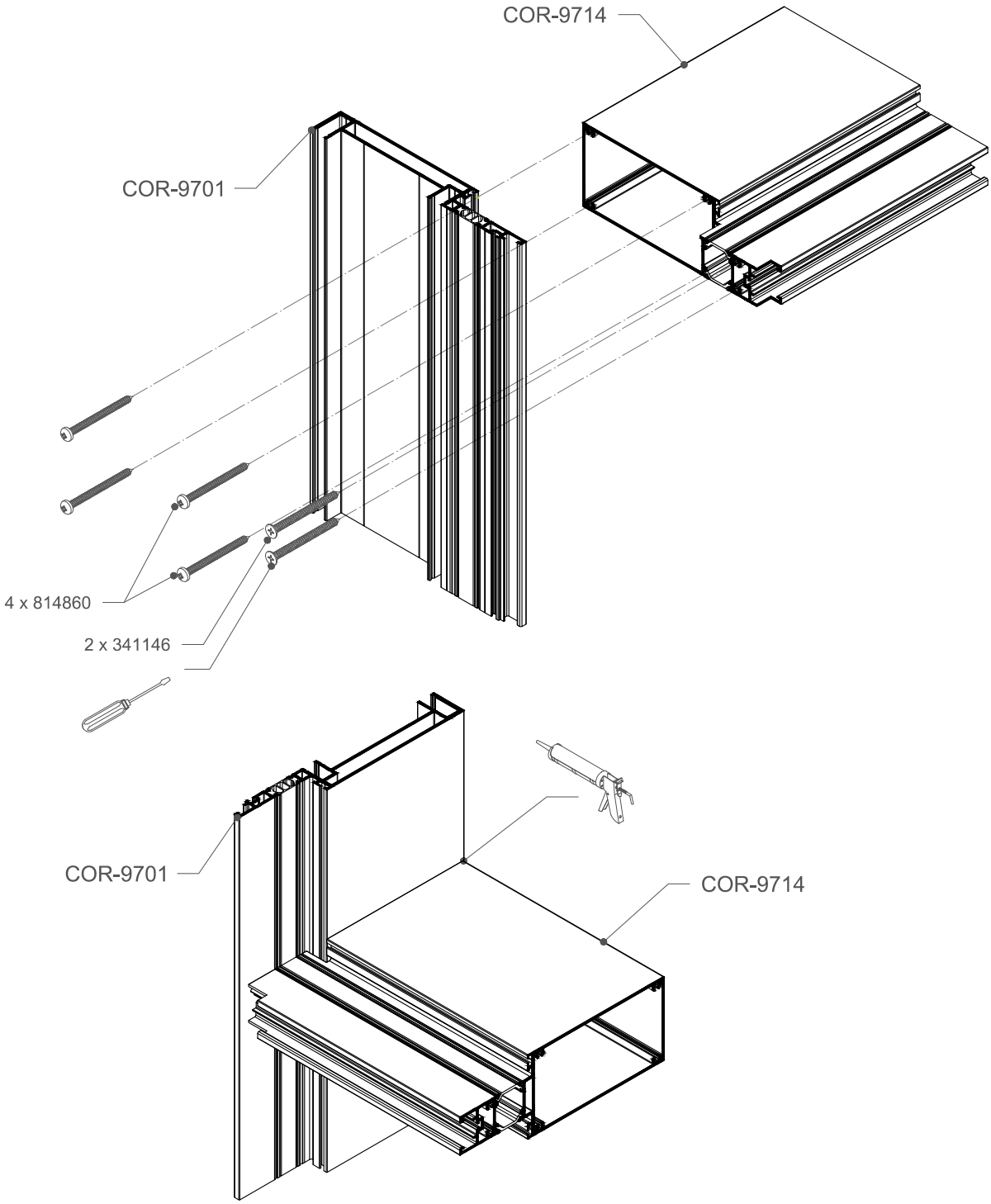

Destornillador
Screwdriver

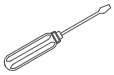

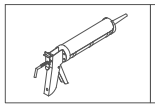

Sellar el área de inglete con mastic neutra sin disolvente.
Seal mitre area with neutral mastic without solvent.

ENCUENTRO MONTANTE COR-9702 CON TRAVESAÑO COR-9715

MULLION COR-9702 TRANSOM COR-9715 JOINT

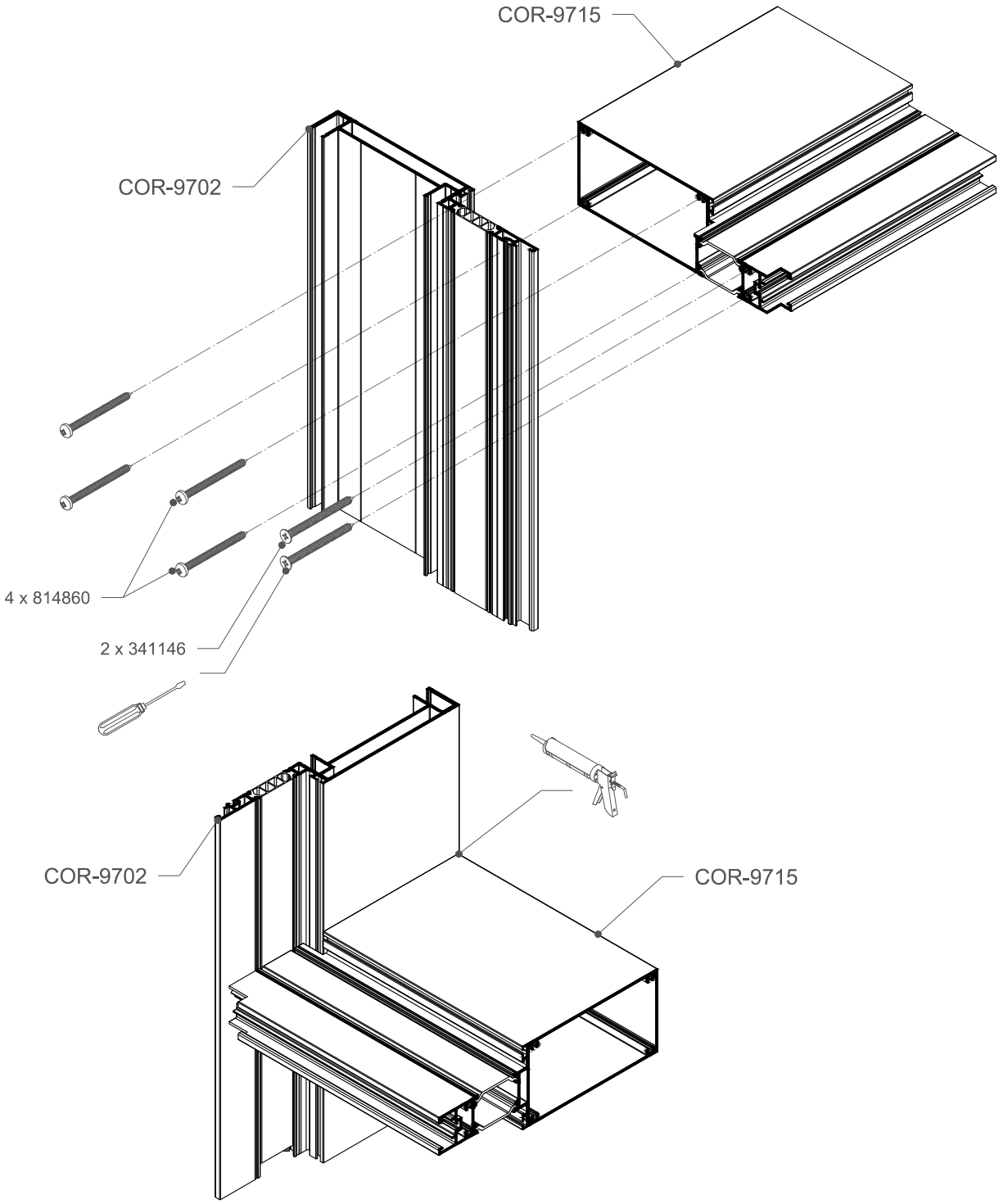

Destornillador
Screwdriver

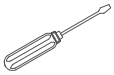

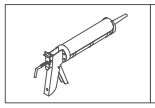

Sellar el área de inglete con mastic neutra sin disolvente.
Seal mitre area with neutral mastic without solvent.

ENCUENTRO MONTANTE COR-9703 CON TRAVESAÑO COR-9718

MULLION COR-9703 TRANSOM COR-9718 JOINT

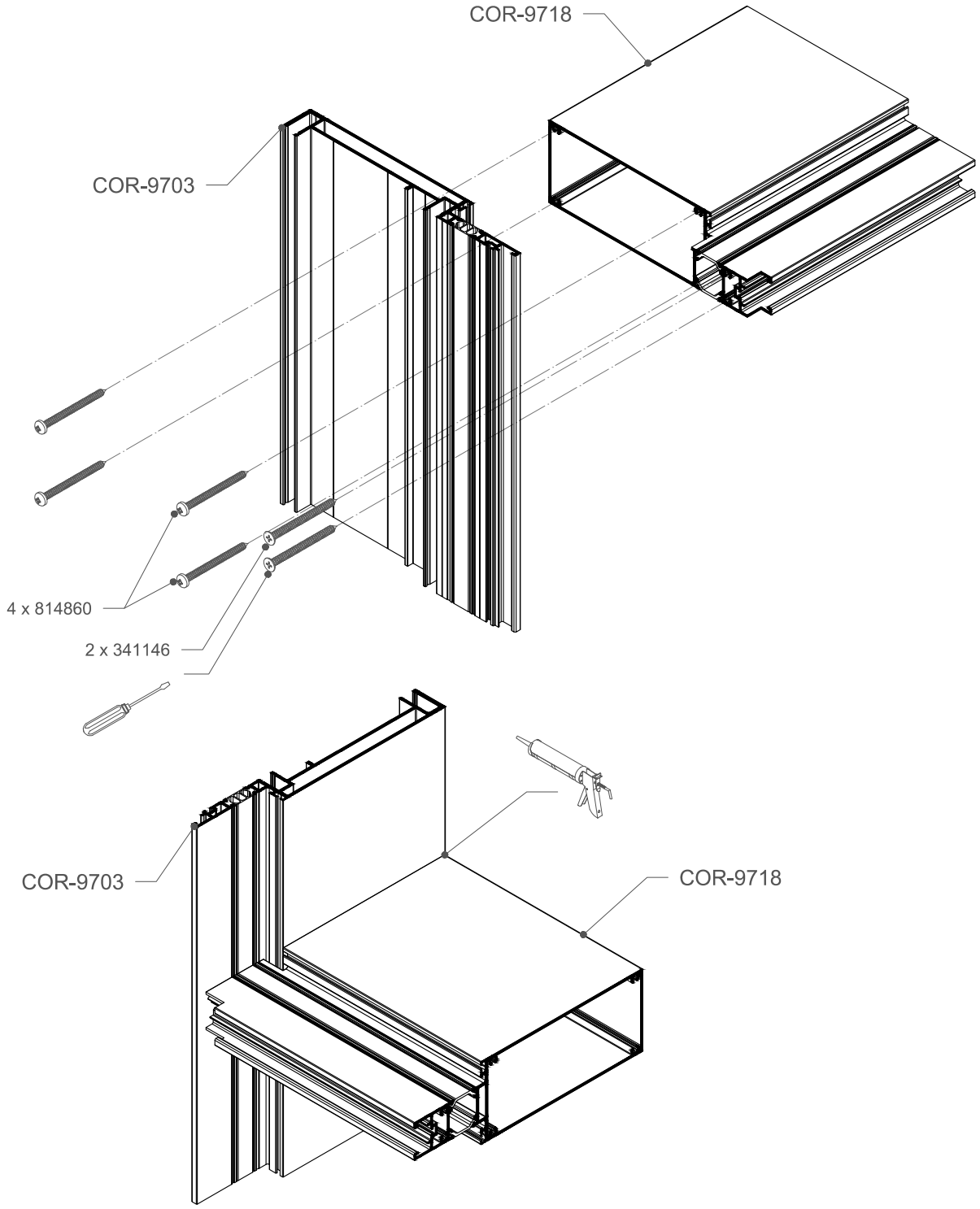

Destornillador
Screwdriver

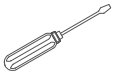

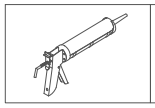

Sellar el área de inglete con mastic neutra sin disolvente.
Seal mitre area with neutral mastic without solvent.

ENCUENTRO MONTANTE COR-9704 CON TRAVESAÑO COR-9719

MULLION COR-9704 TRANSOM COR-9719 JOINT

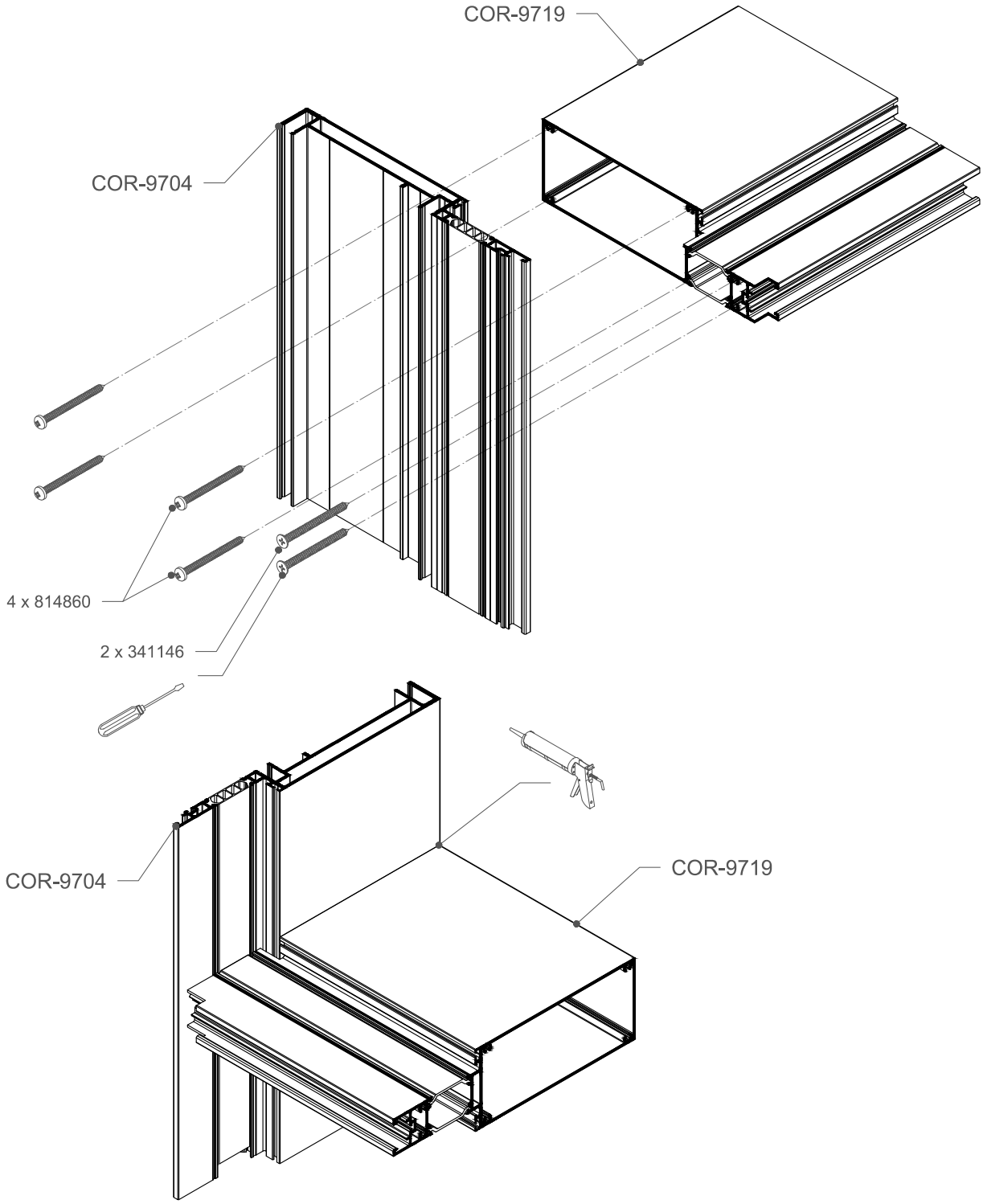

Destornillador
Screwdriver

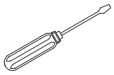

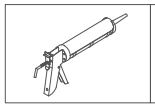

Sellar el área de inglete con mastic neutra sin disolvente.
Seal mitre area with neutral mastic without solvent.

ENCUENTRO DE TRAVESAÑO COR-9715 CON TRAVESAÑO COR-9715

TRANSOM COR-9715 TRANSOM COR-9715 JOINT

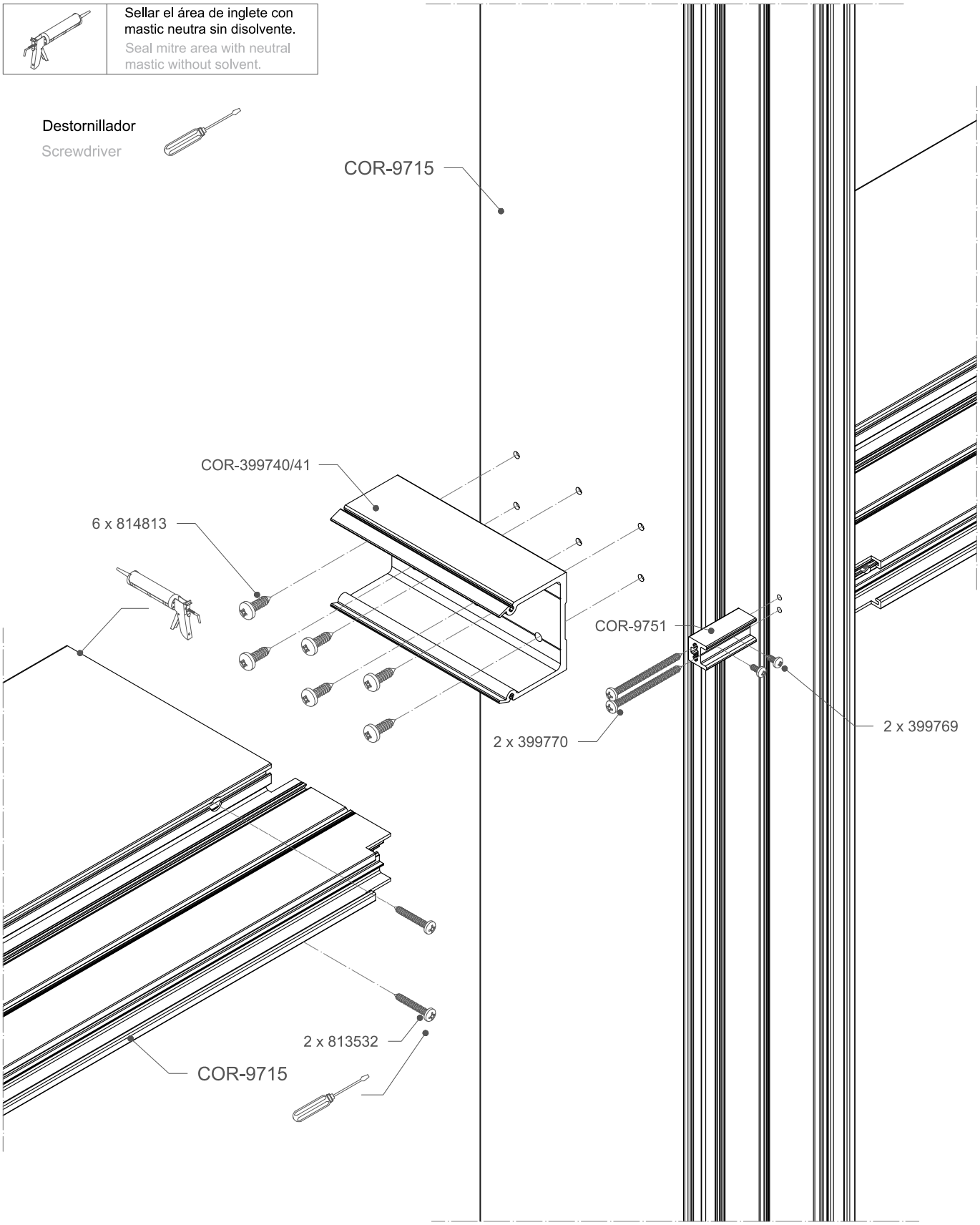

ENCUENTRO EN ESQUINA ESCUADRA DE TORNILLO

CORNER SCREW CLEAT JOINT

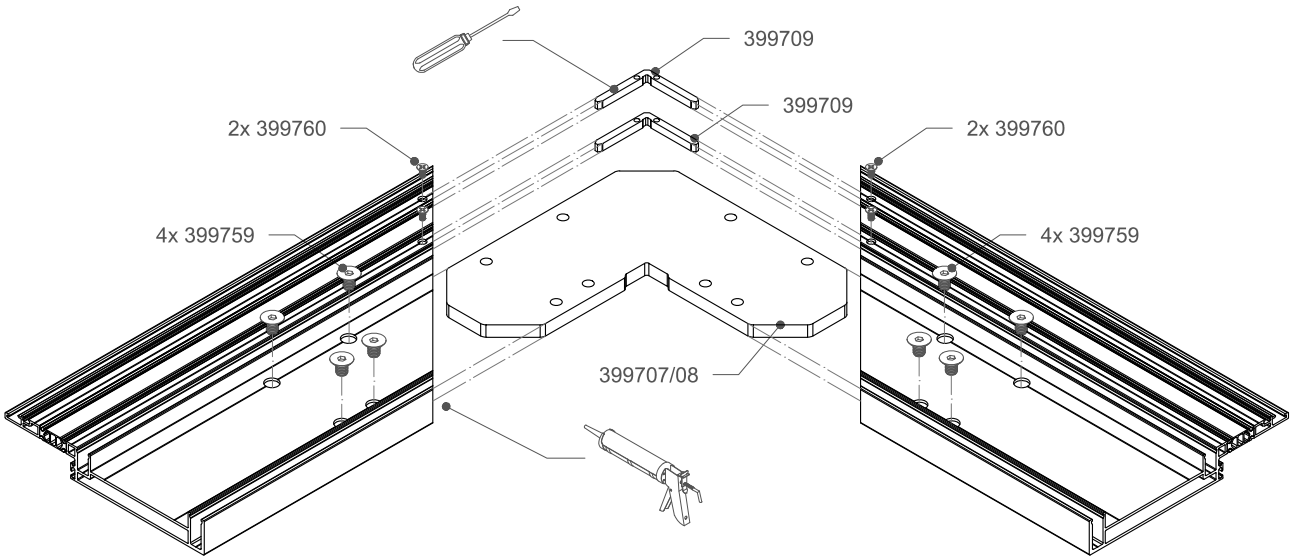

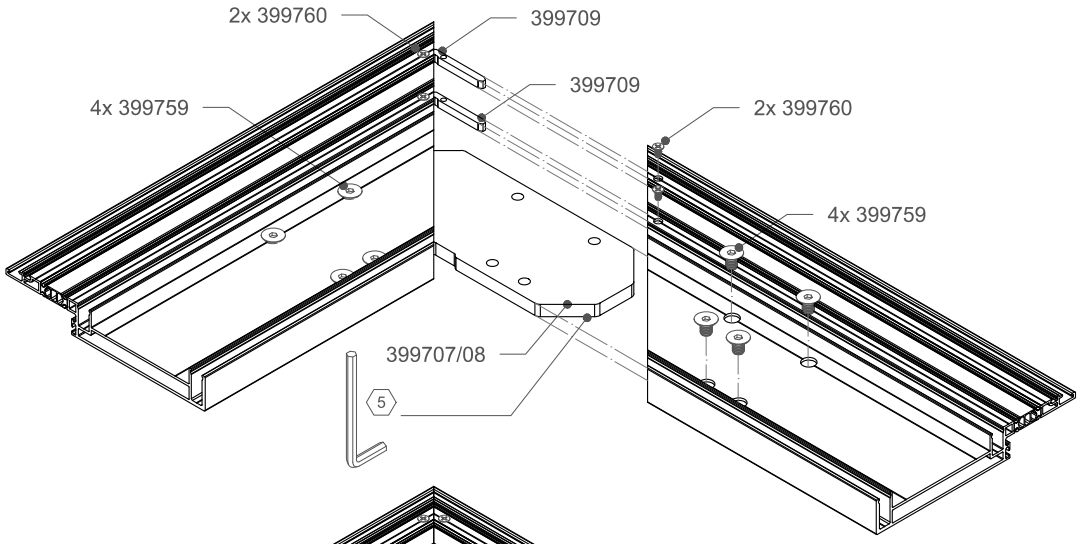

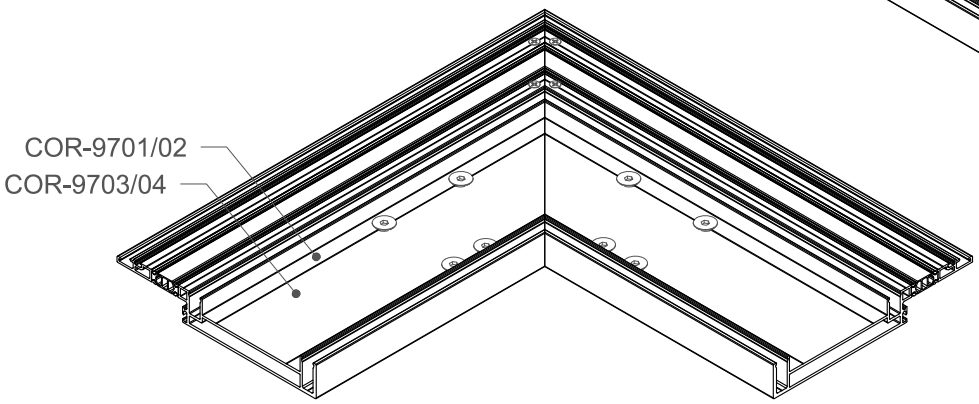

Llave allen
Allen key

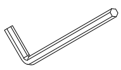

Destornillador
Screwdriver

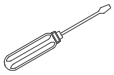

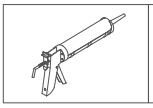

Sellar el área de inglete con mastic neutra sin disolvente.
Seal mitre area with neutral mastic without solvent.

CONECTOR LONGITUDINAL DE MARCO

FRAME LONGITUDINAL CONNECTOR

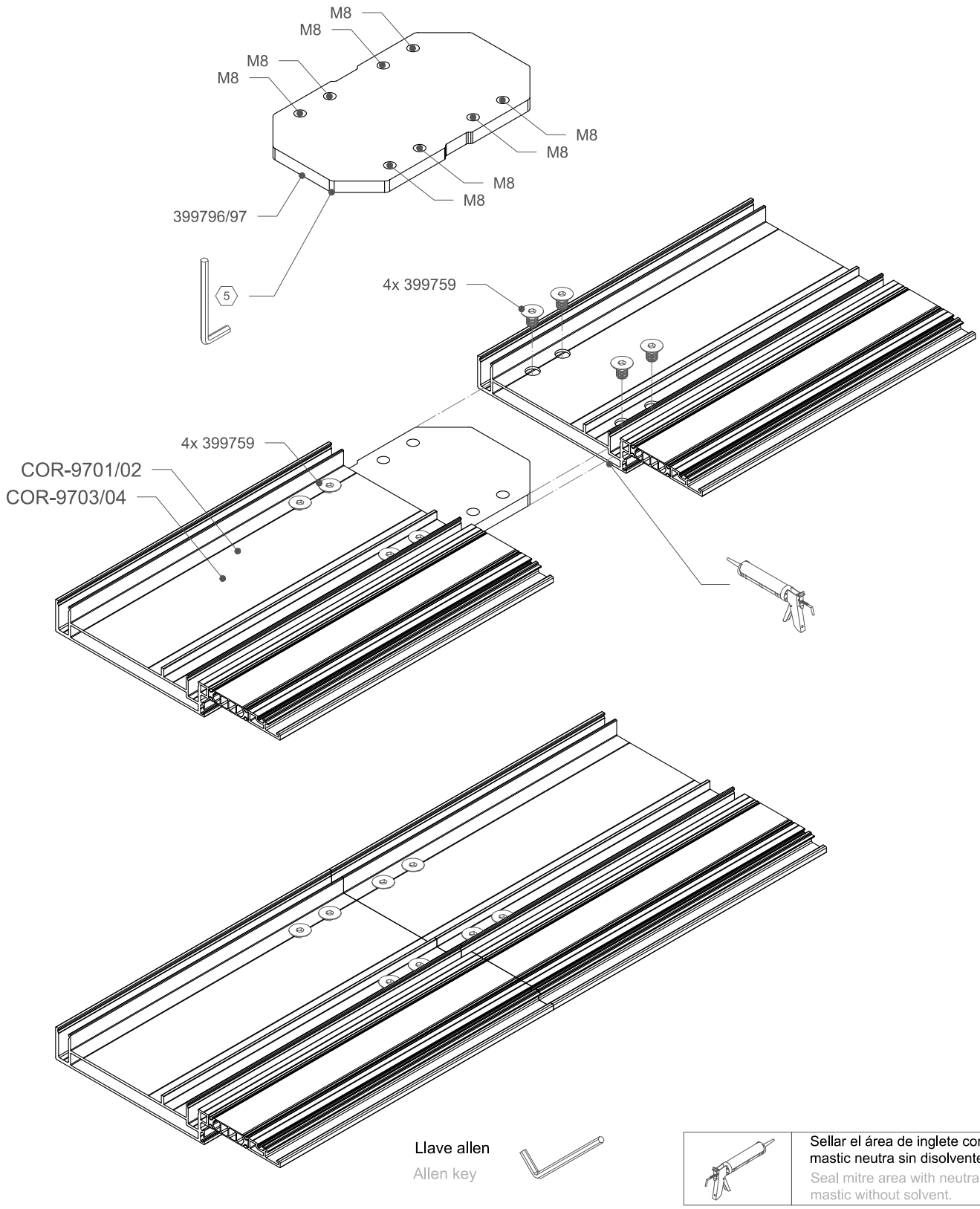

	Sellar el área de inglete con mastic neutra sin disolvente. Seal mitre area with neutral mastic without solvent.

ENCUENTRO MONTANTE COR-9766 ESCUADRA DE TORNILLO

MULLION COR-9766 SCREW CLEAT JOINT

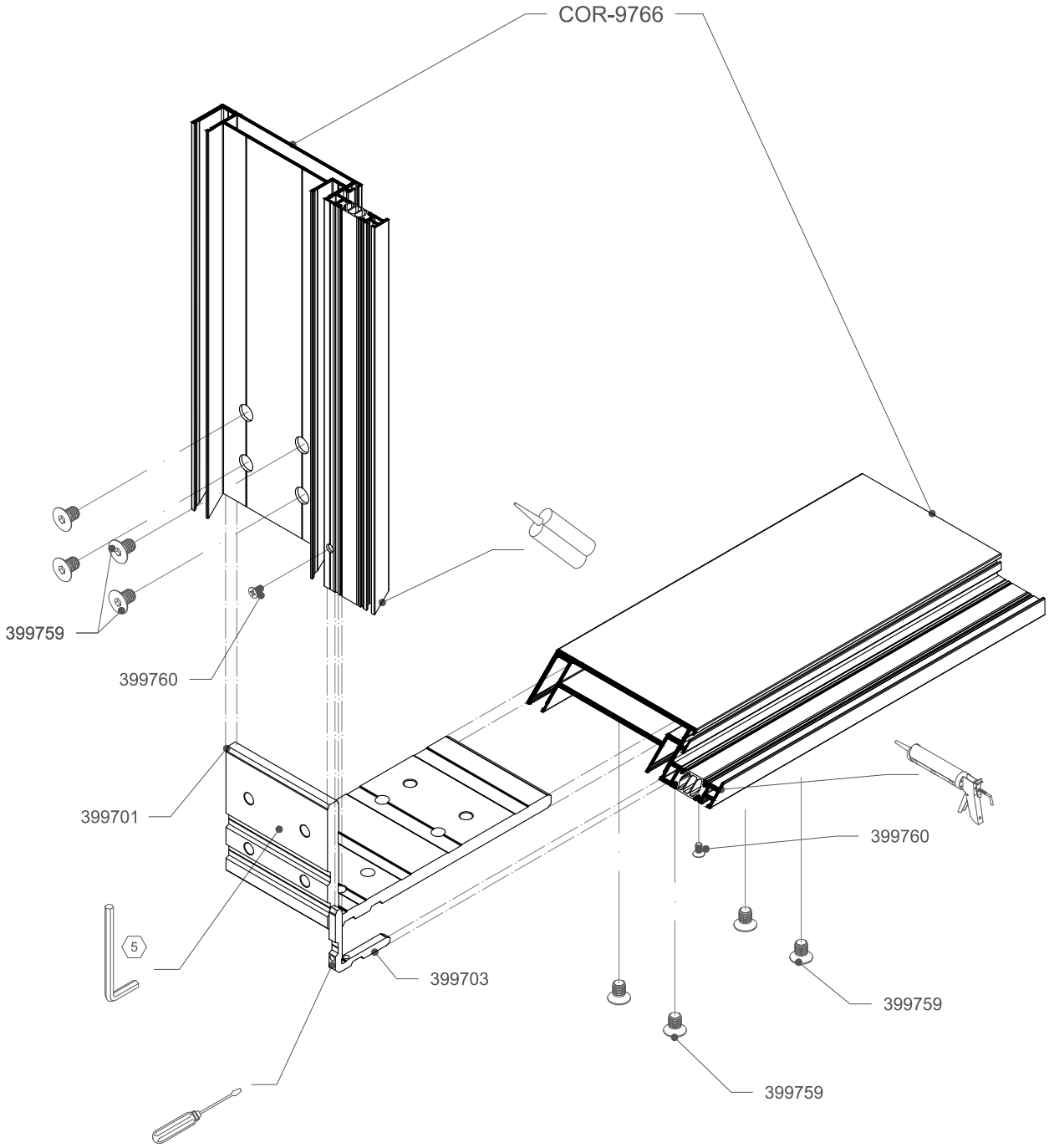

Llave allen
Allen key

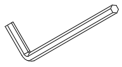

Destornillador
Screwdriver

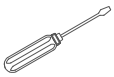

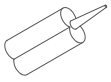	Adhesivo bicomponente. Bicomponent adhesive.
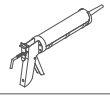	Sellar el área de inglete con mastic neutra sin disolvente. Seal mitre area with neutral mastic without solvent.

ENCUENTRO MONTANTE COR-9767 ESCUADRA DE TORNILLO

MULLION COR-9767 SCREW CLEAT JOINT

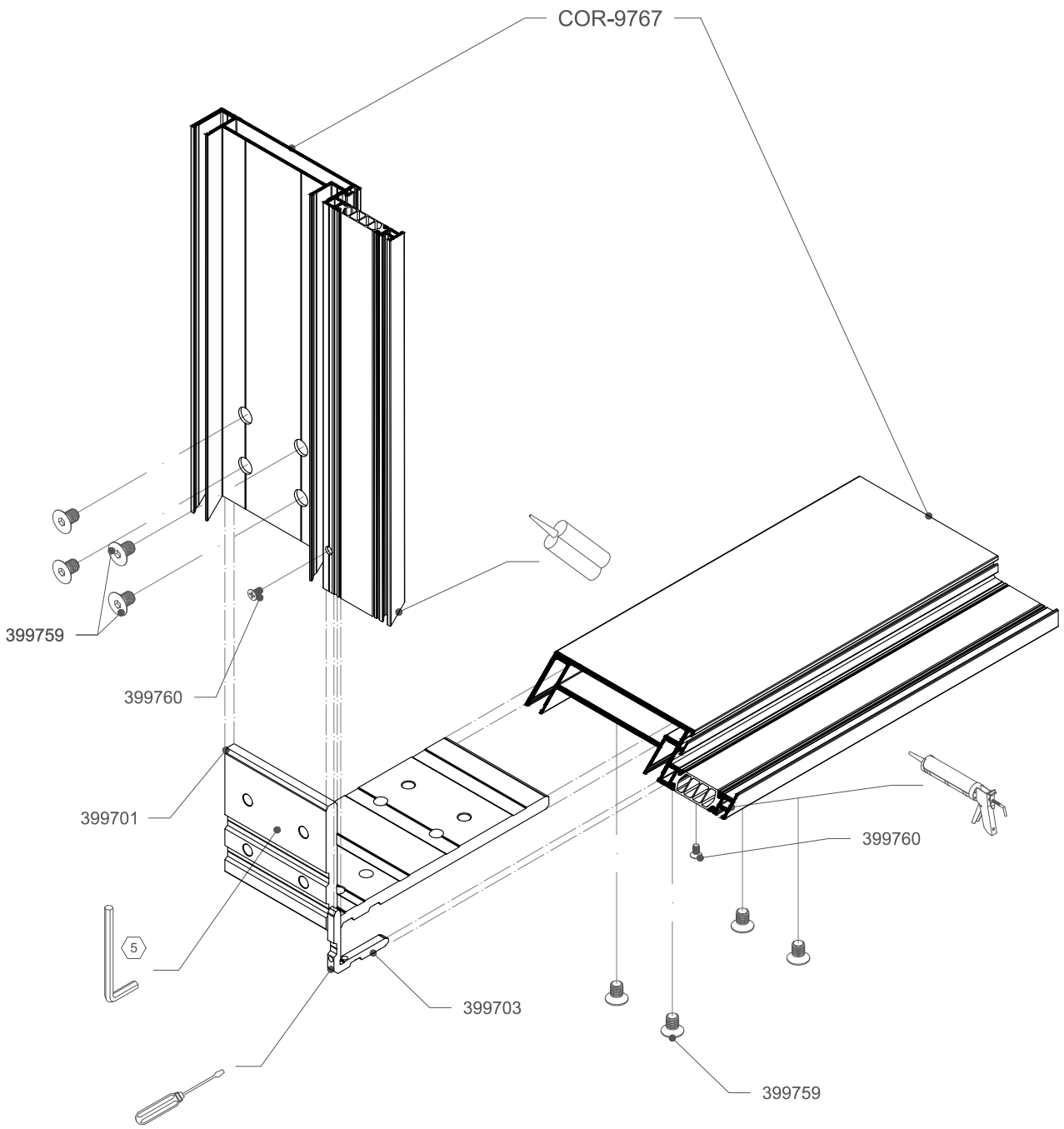

Llave allen
Allen key

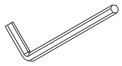

Destornillador
Screwdriver

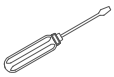

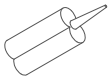	Adhesivo bicomponente. Bicomponent adhesive.
	Sellar el área de inglete con mastic neutra sin disolvente. Seal mitre area with neutral mastic without solvent.

ENCUENTRO MONTANTE COR-9768 ESCUADRA DE TORNILLO

MULLION COR-9768 SCREW CLEAT JOINT

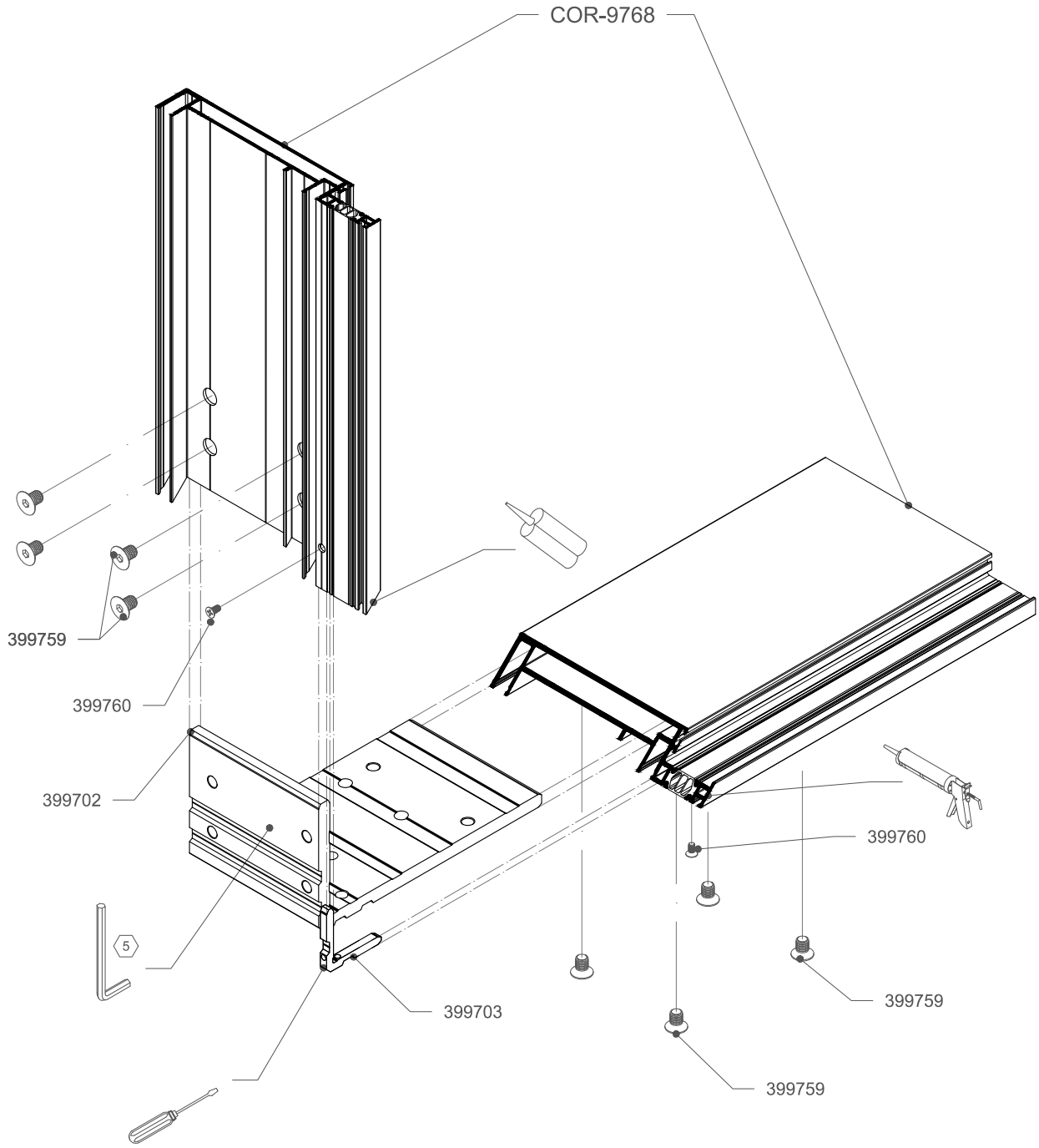

Llave allen
Allen key

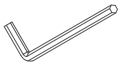

Destornillador
Screwdriver

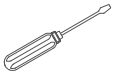

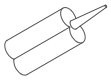	Adhesivo bicomponente. Bicomponent adhesive.
	Sellar el área de inglete con mastic neutra sin disolvente. Seal mitre area with neutral mastic without solvent.

ENCUENTRO MONTANTE COR-9769 ESCUADRA DE TORNILLO

MULLION COR-9769 SCREW CLEAT JOINT

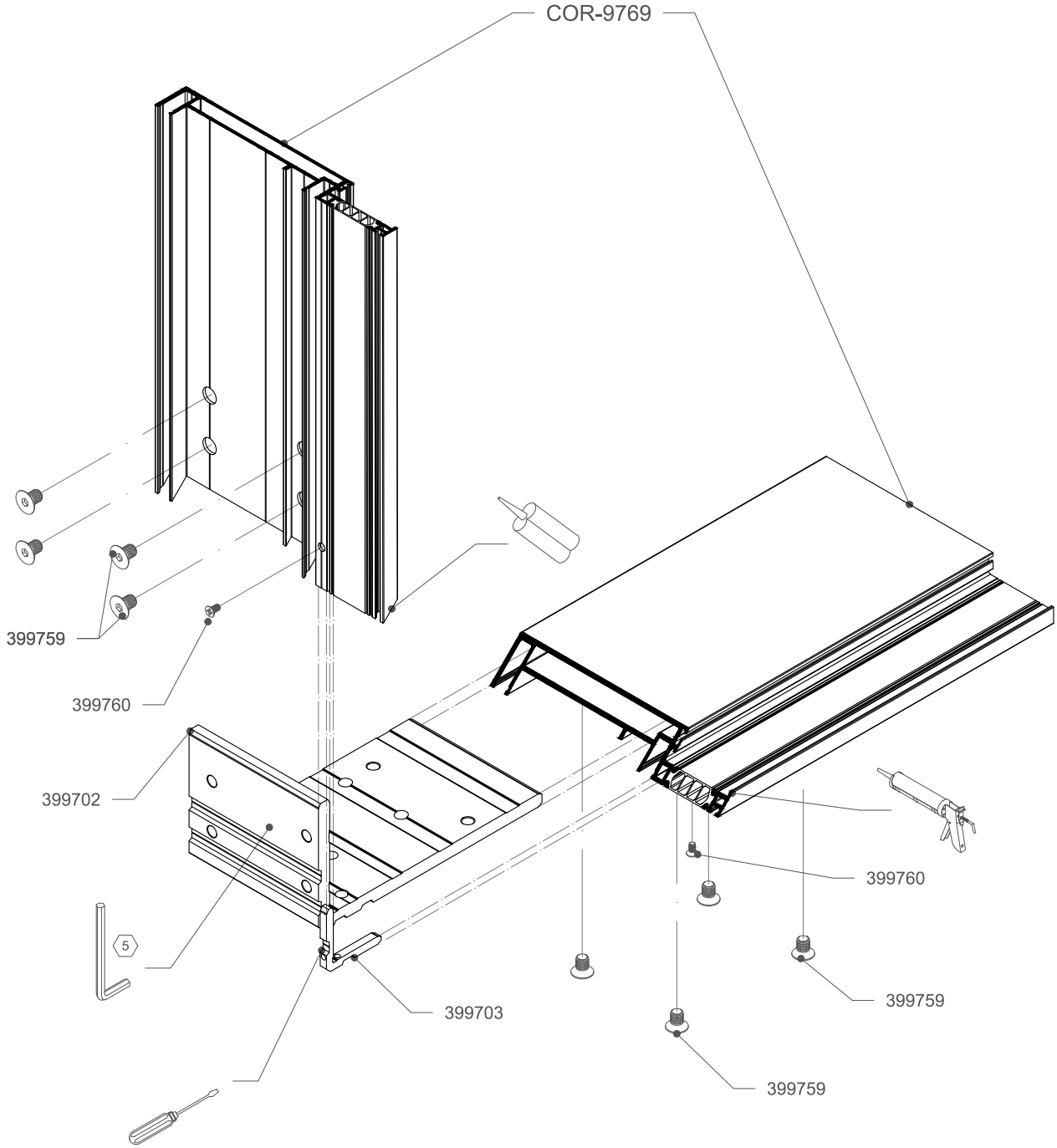

Llave allen
Allen key

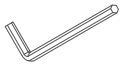

Destornillador
Screwdriver

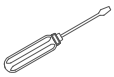

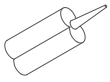	Adhesivo bicomponente. Bicomponent adhesive.
	Sellar el área de inglete con mastic neutra sin disolvente. Seal mitre area with neutral mastic without solvent.

ENCUENTRO MONTANTE COR-9766 ESCUADRA DE ENSAMBLAR

MULLION COR-9766 CRIMPING CLEAT JOINT

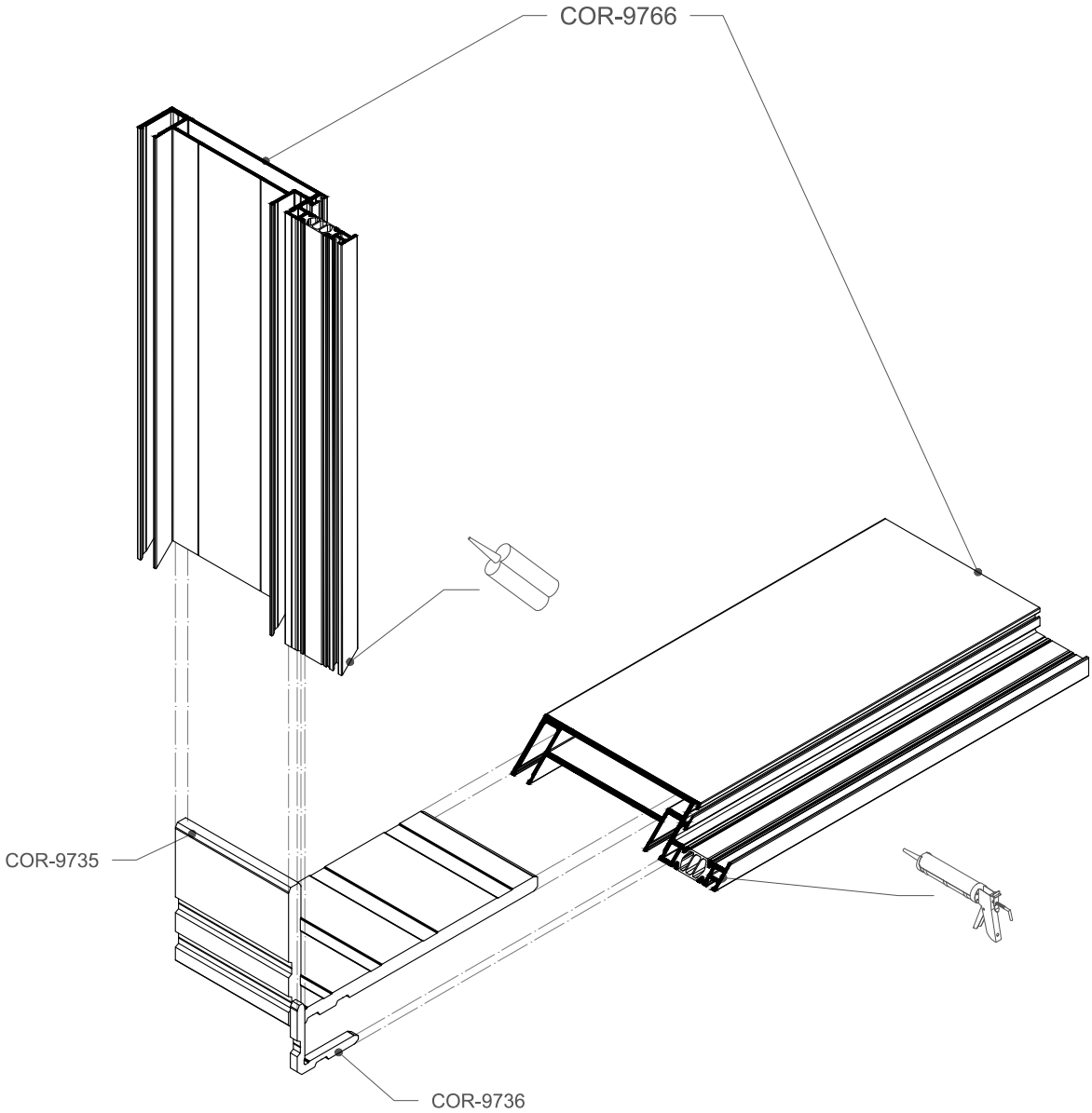

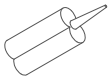	Adhesivo bicomponente. Bicomponent adhesive.
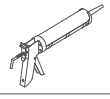	Sellar el área de inglete con mastic neutra sin disolvente. Seal mitre area with neutral mastic without solvent.

ENCUENTRO MONTANTE COR-9767 ESCUADRA DE ENSAMBLAR

MULLION COR-9767 CRIMPING CLEAT JOINT

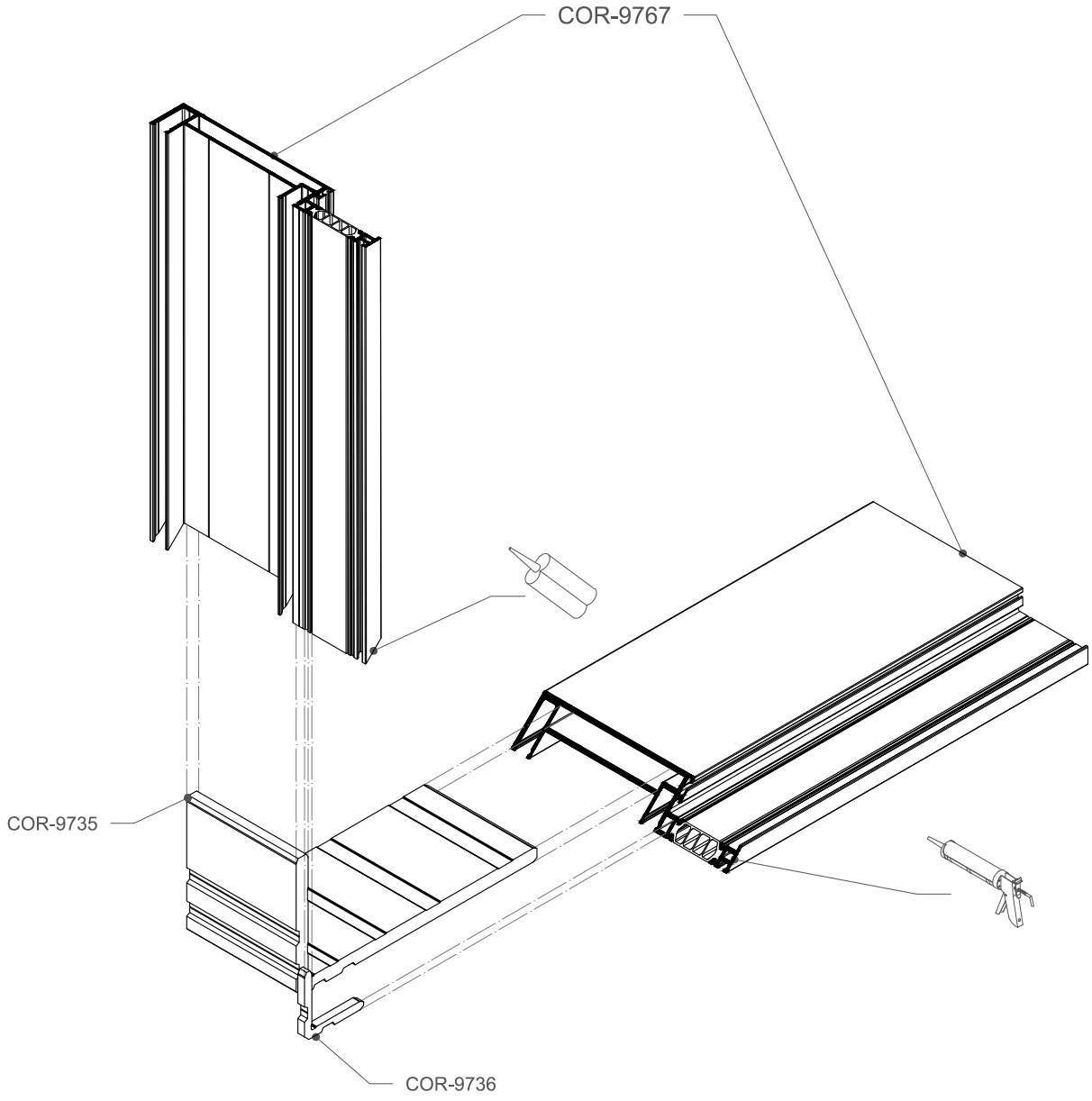

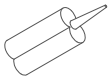	Adhesivo bicomponente. Bicomponent adhesive.
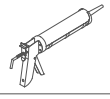	Sellar el área de inglete con mastic neutra sin disolvente. Seal mitre area with neutral mastic without solvent.

ENCUENTRO MONTANTE COR-9768 ESCUADRA DE ENSAMBLAR

MULLION COR-9768 CRIMPING CLEAT JOINT

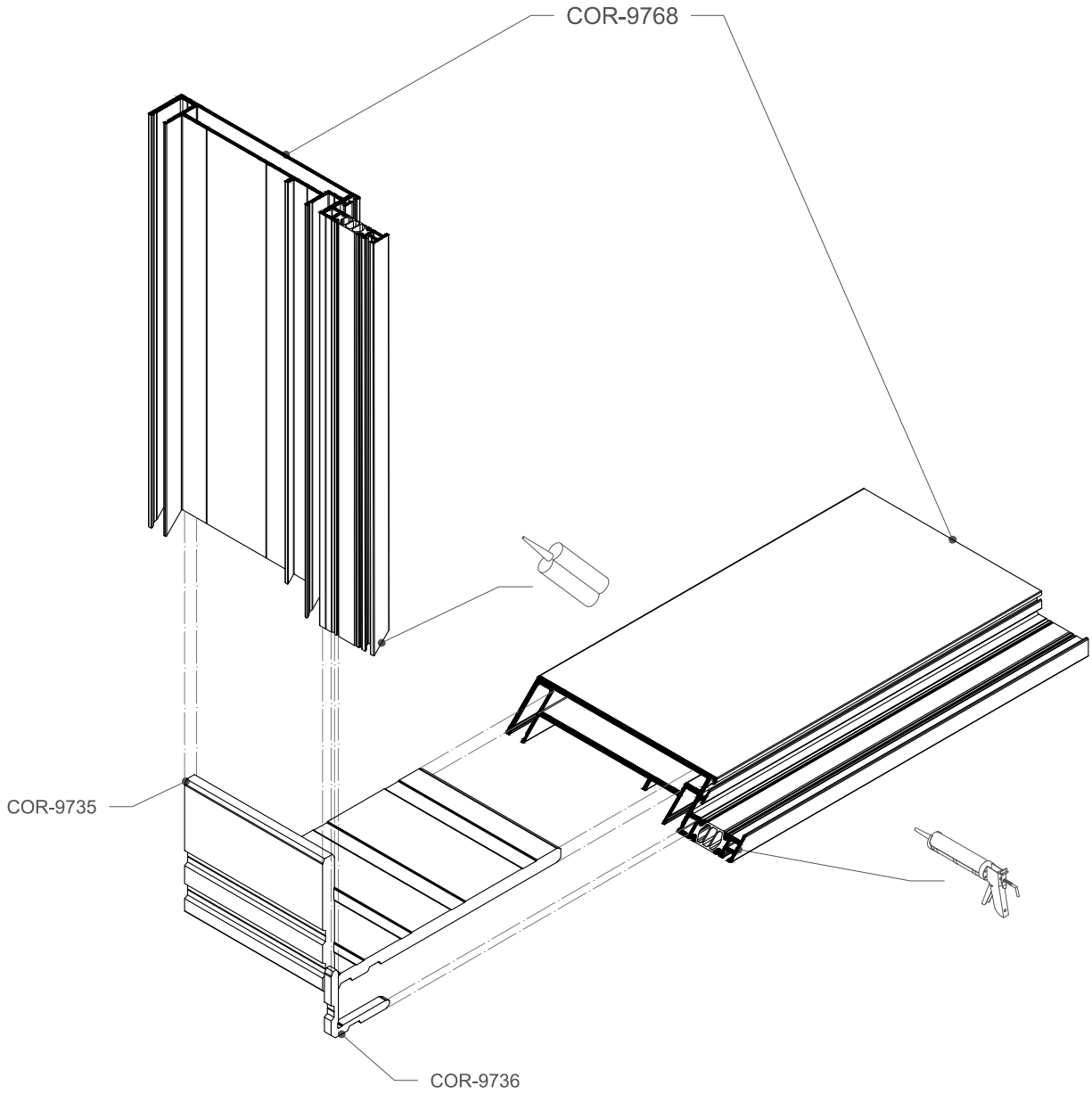

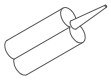	Adhesivo bicomponente. Bicomponent adhesive.
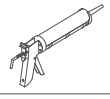	Sellar el área de inglete con mastic neutra sin disolvente. Seal mitre area with neutral mastic without solvent.

ENCUENTRO MONTANTE COR-9769 ESCUADRA DE ENSAMBLAR

MULLION COR-9769 CRIMPING CLEAT JOINT

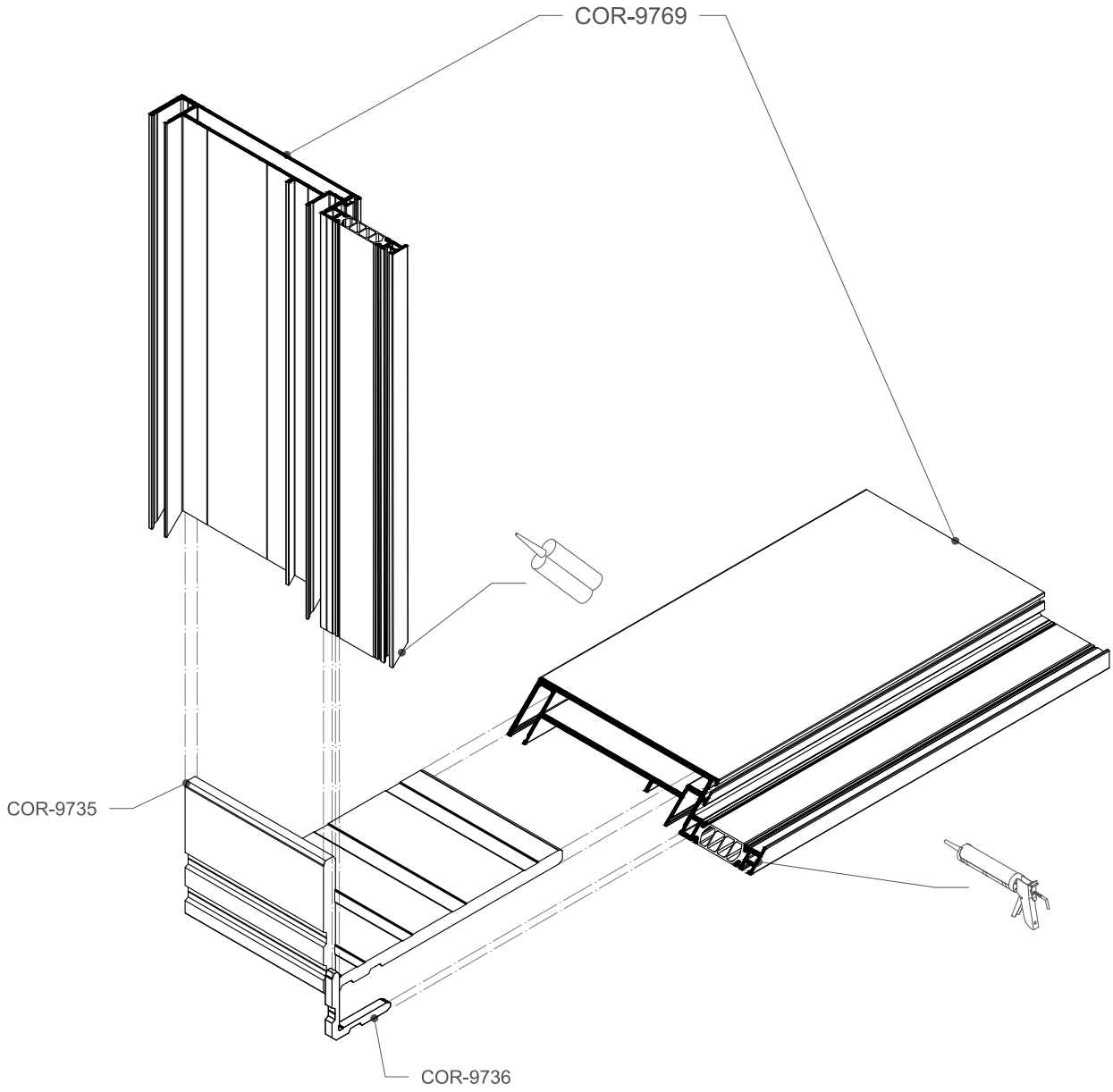

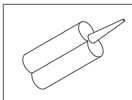	Adhesivo bicomponente. Bicomponent adhesive.
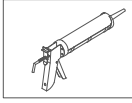	Sellar el área de inglete con mastic neutra sin disolvente. Seal mitre area with neutral mastic without solvent.

ENCUENTRO MONTANTE COR-9766 CON TRAVESAÑO COR-9788

MULLION COR-9766 TRANSOM COR-9788 JOINT

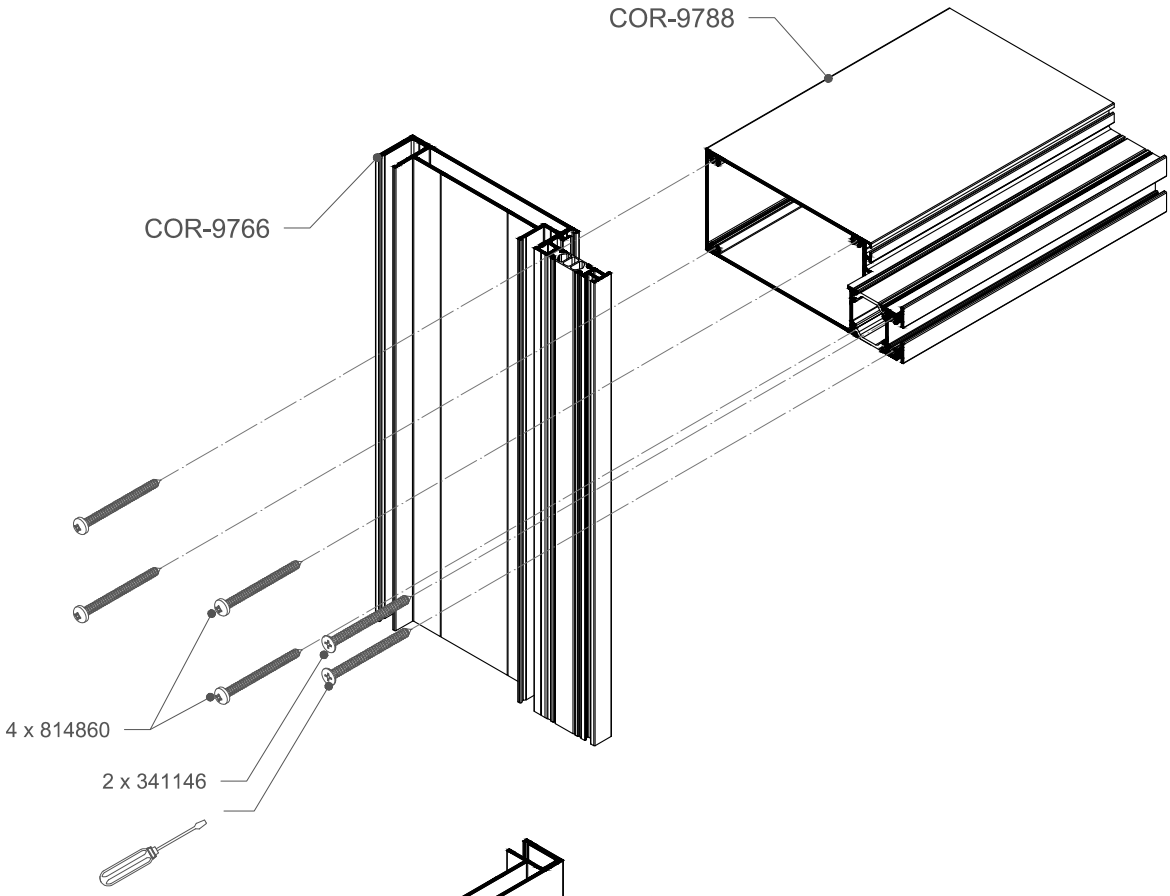

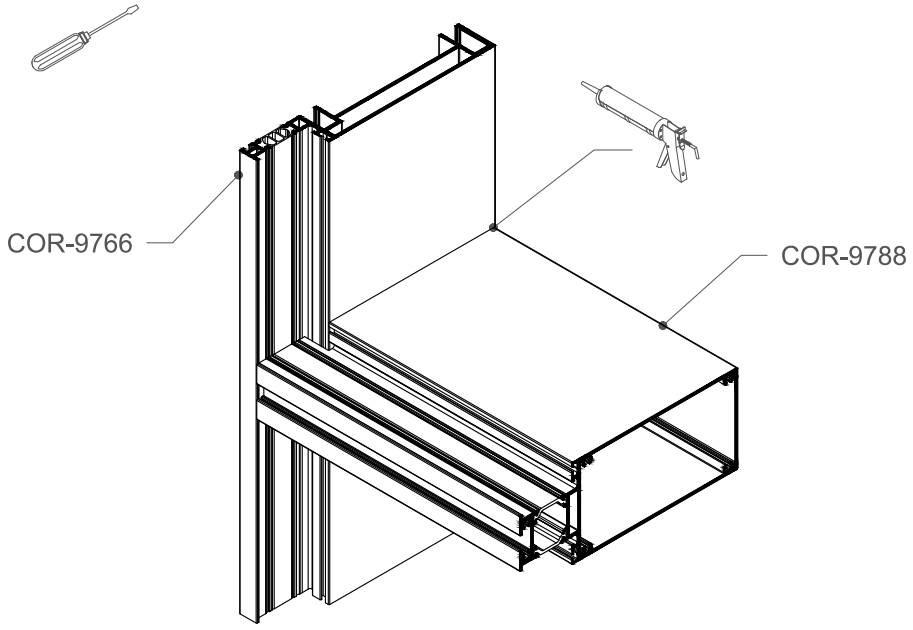

Destornillador
Screwdriver

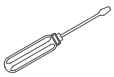

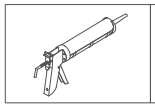

Sellar el área de inglete con mastic neutra sin disolvente.
Seal mitre area with neutral mastic without solvent.

ENCUENTRO MONTANTE COR-9767 CON TRAVESAÑO COR-9789

MULLION COR-9767 TRANSOM COR-9789 JOINT

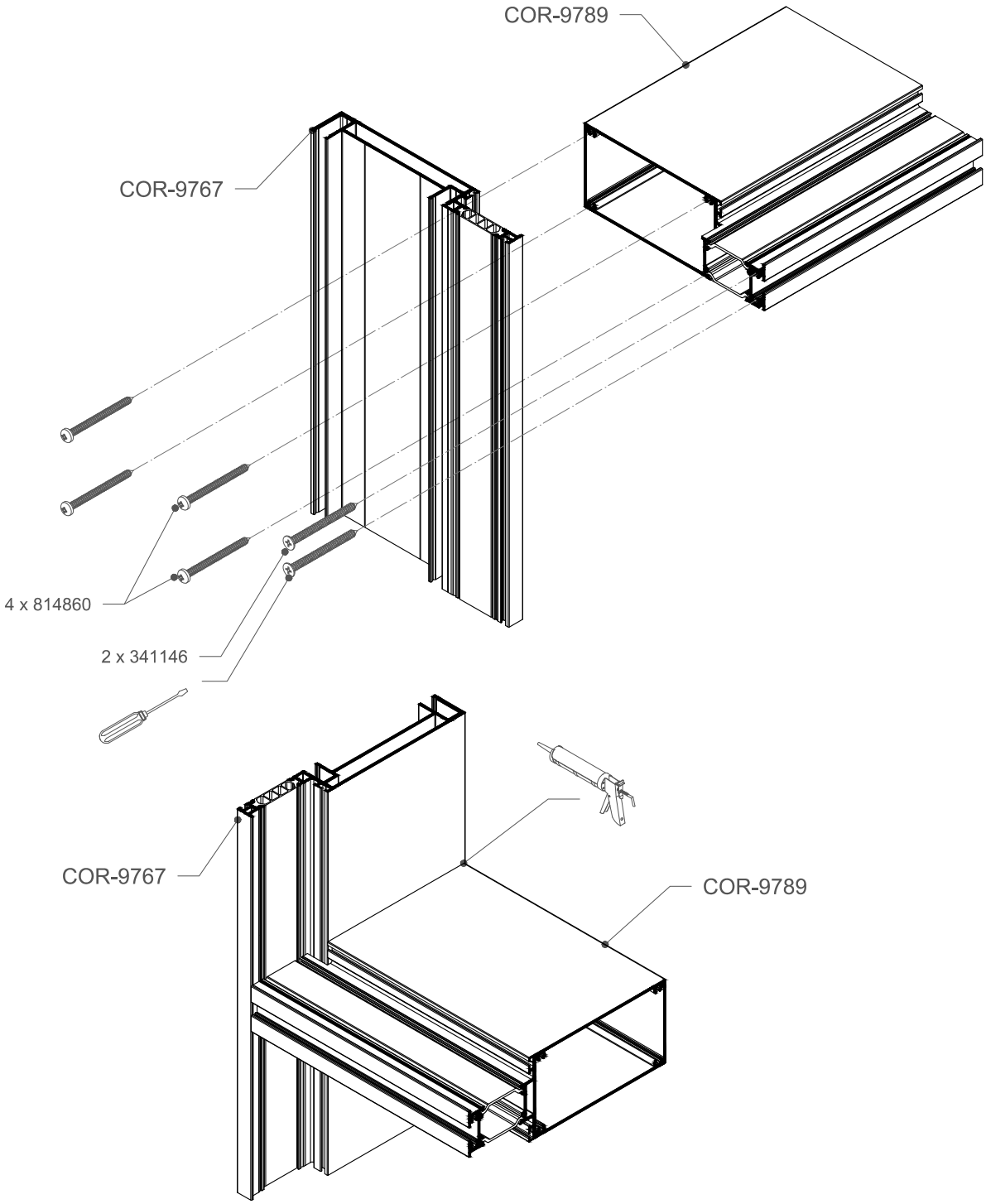

Destornillador
Screwdriver

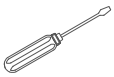

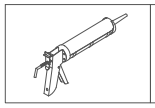

Sellar el área de inglete con mastic neutra sin disolvente.
Seal mitre area with neutral mastic without solvent.

ENCUENTRO MONTANTE COR-9768 CON TRAVESAÑO COR-9792

MULLION COR-9768 TRANSOM COR-9792 JOINT

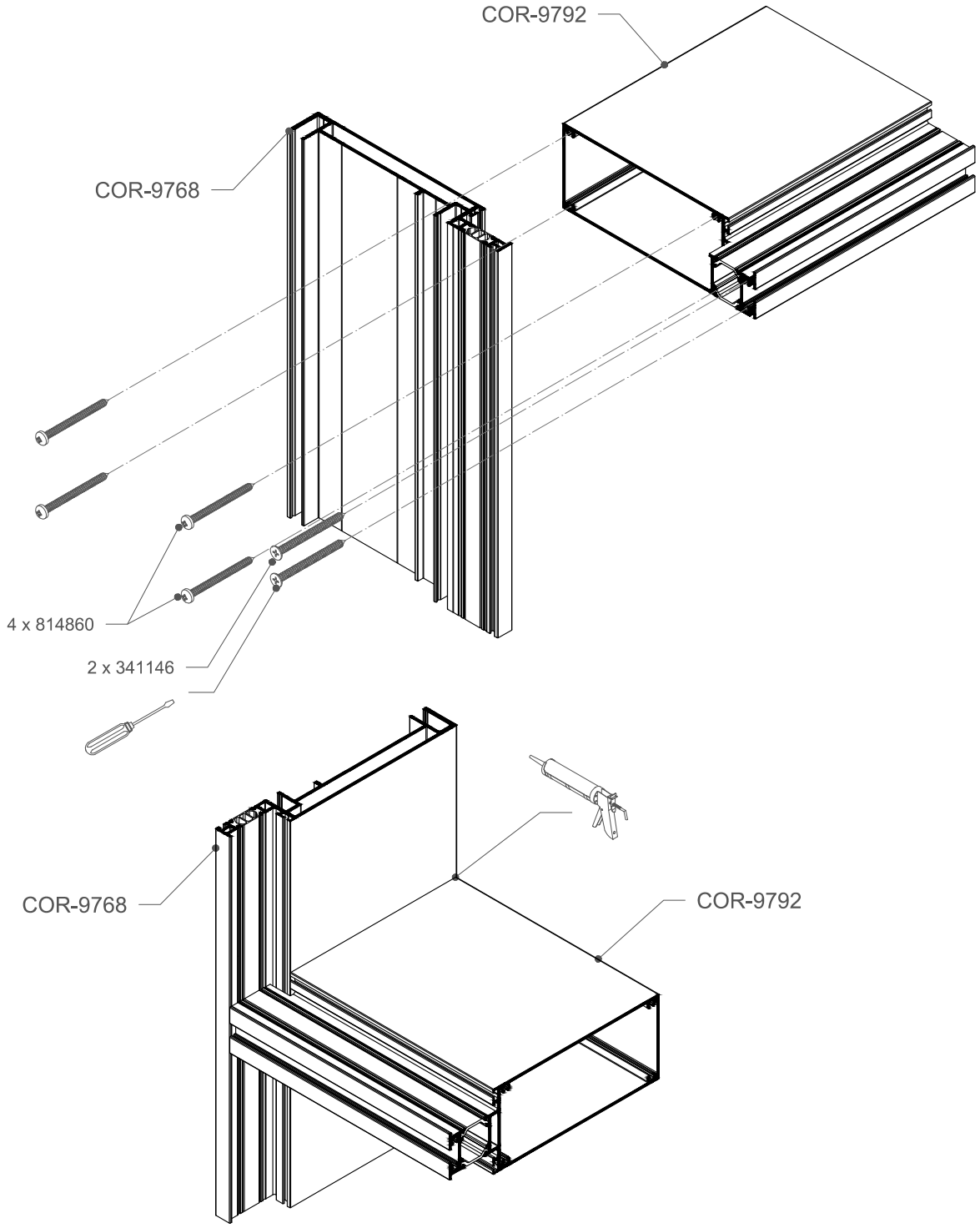

Destornillador
Screwdriver

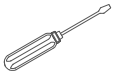

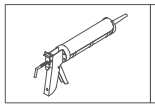

Sellar el área de inglete con mastic neutra sin disolvente.
Seal mitre area with neutral mastic without solvent.

ENCUENTRO MONTANTE COR-9769 CON TRAVESAÑO COR-9793

MULLION COR-9769 TRANSOM COR-9793 JOINT

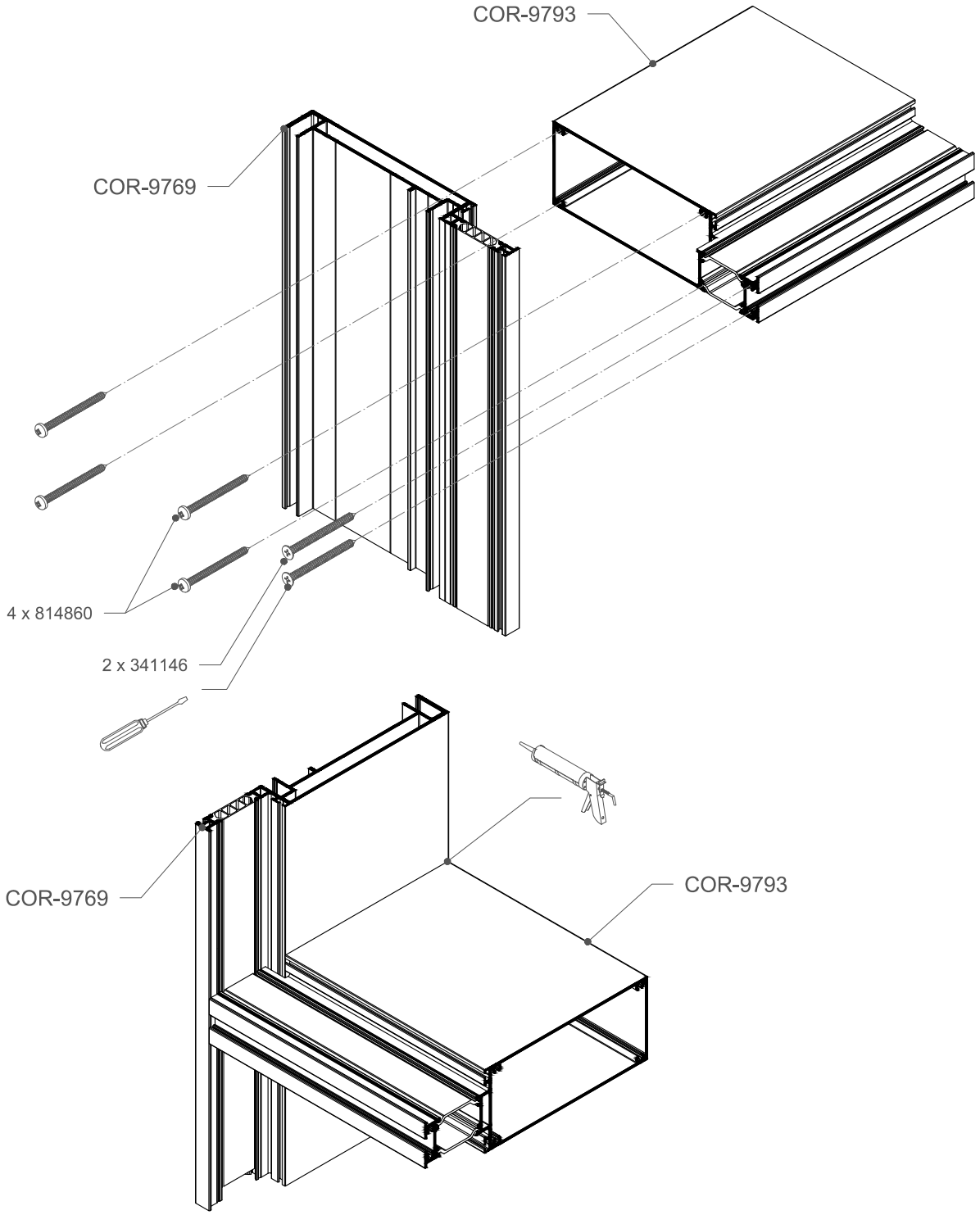

Destornillador
Screwdriver

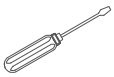

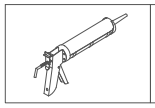

Sellar el área de inglete con mastic neutra sin disolvente.
Seal mitre area with neutral mastic without solvent.

E 1:2

ANCLAJE
ANCHOR

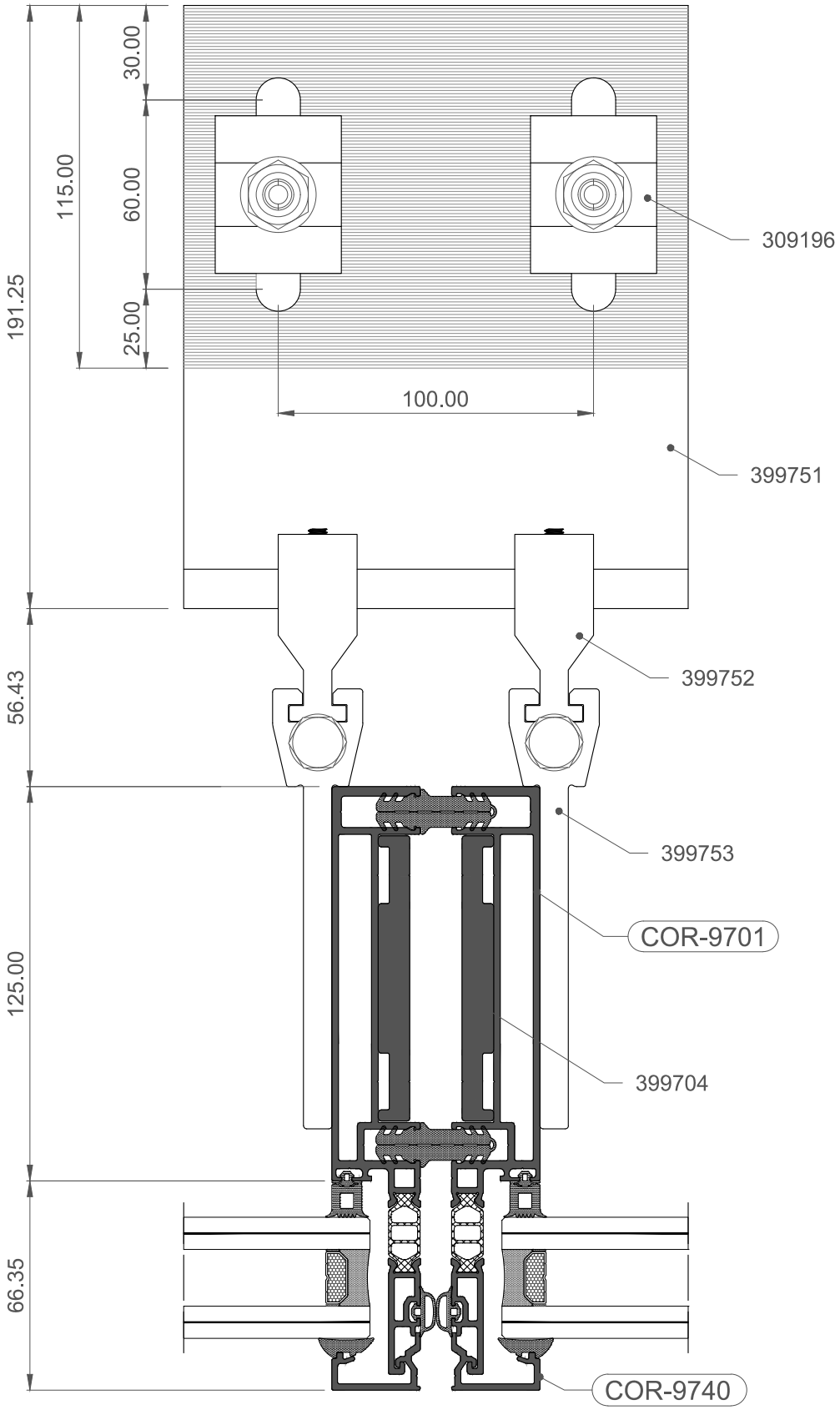

ANCLAJE
ANCHOR

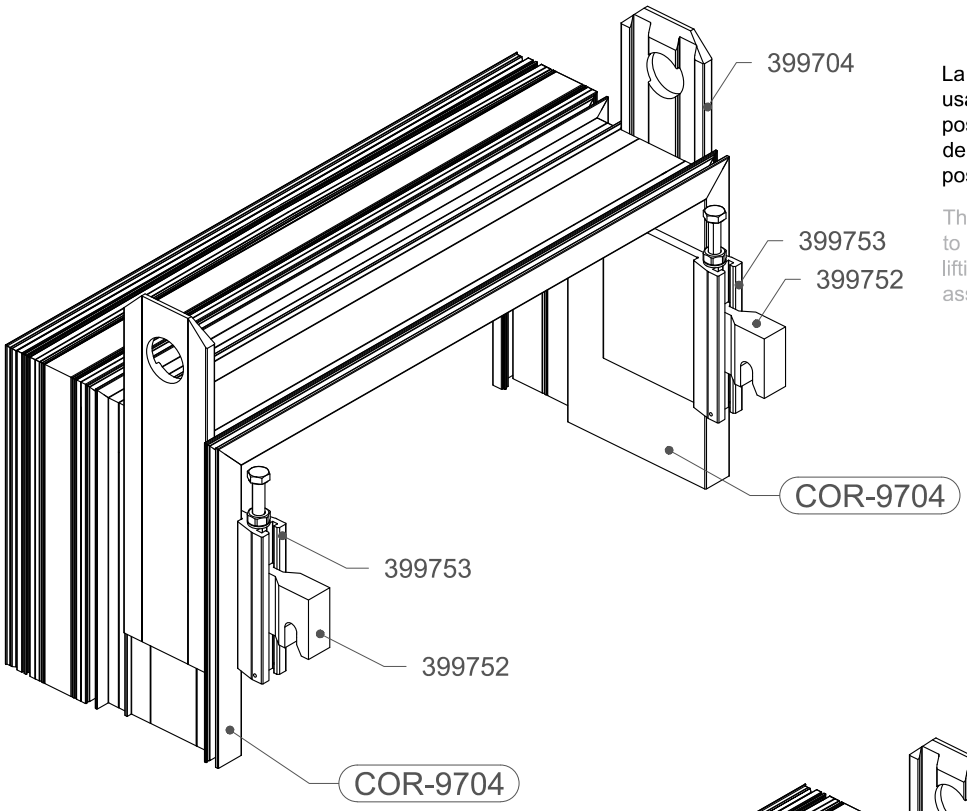

La elevación de los módulos se realizará usando balancines de carga para evitar posibles deformaciones en los elementos de izado de los módulos que dificulten su posterior montaje.

The units will be lifted usin crane spreaders to avoid possible deformations in the units lifting elements that hinder their subsequent assembly.

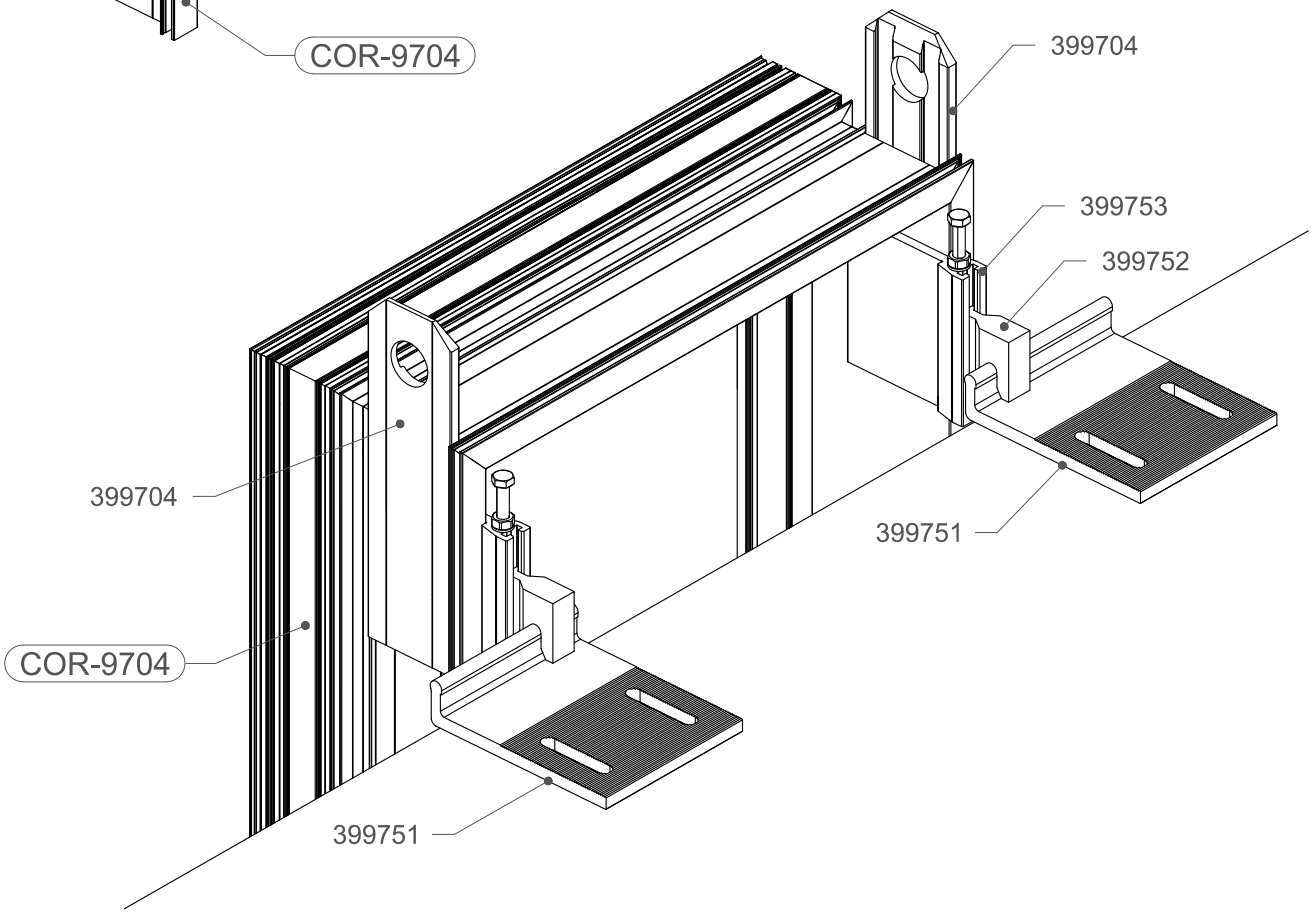

ANCLAJES - REGULACIÓN VERTICAL
ANCHORS - VERTICAL REGULATION

E 1:3

NOTA: El tornillo de regulación vertical del anclaje ha de estar roscado una distancia mínima de 20 mm. antes de colocar el módulo en su posición tal y como se muestra en los detalles de anclaje.

NOTE: The vertical adjustment screw of the anchor must be threaded a minimum distance of 20 mm. before placing the module in its position as shown in the anchoring details.

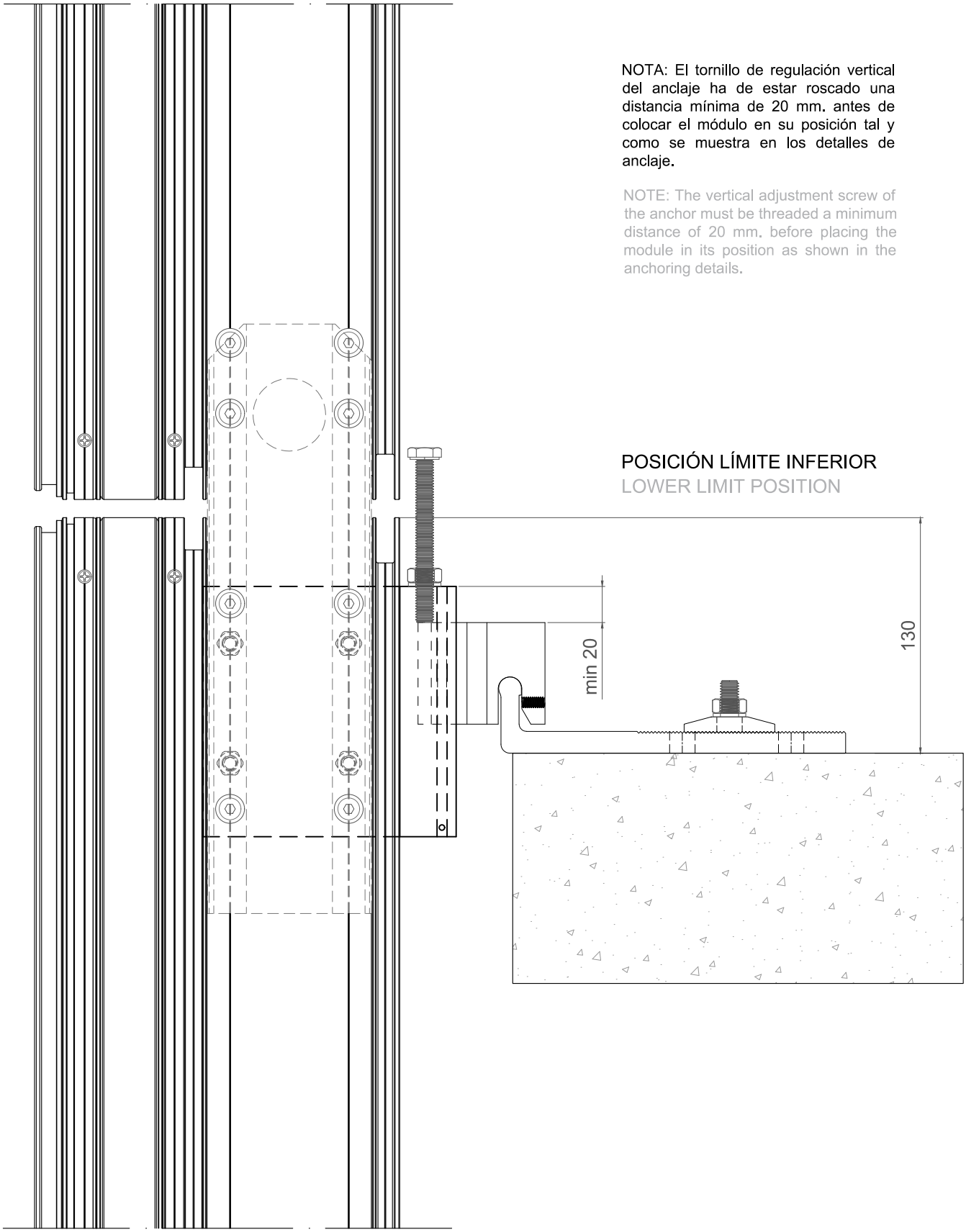

ANCLAJES - REGULACIÓN VERTICAL
ANCHORS - VERTICAL REGULATION

E 1:3

NOTA: El tornillo de regulación vertical del anclaje ha de estar roscado una distancia mínima de 20 mm. antes de colocar el módulo en su posición tal y como se muestra en los detalles de anclaje.

NOTE: The vertical adjustment screw of the anchor must be threaded a minimum distance of 20 mm. before placing the module in its position as shown in the anchoring details.

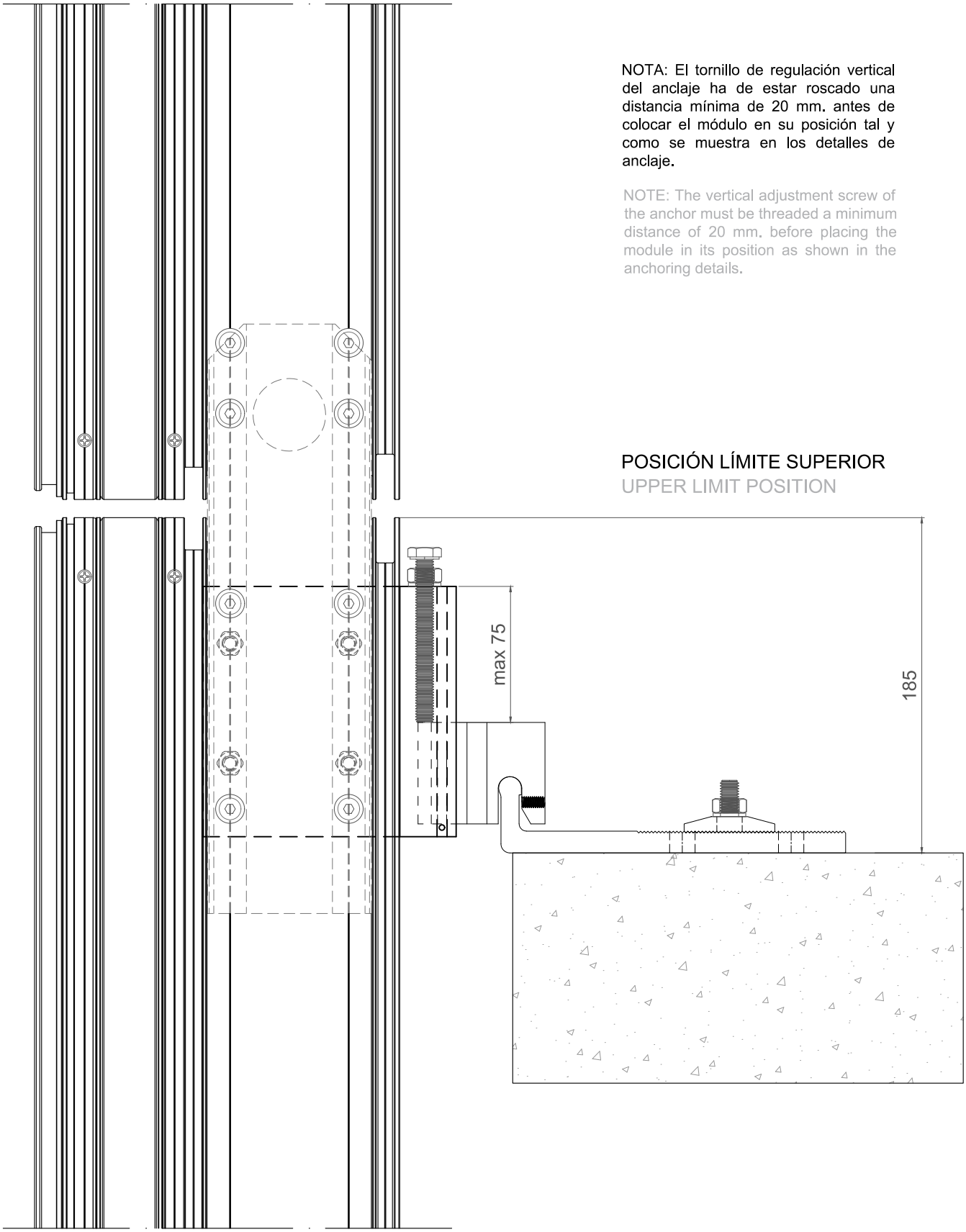

ANCLAJES - POSICIÓN DEL GANCHO

ANCHORS - HOOK POSITIONING

E 1:3



Para adaptarse a las diferentes condiciones de la puesta en obra, es posible variar la posición del anclaje respecto respecto al módulo. Si no coincide con la escuadra, es necesario reforzar internamente la cámara con el accesorio 399762 como se muestra en los detalles.

For adapting to different site conditions, it is possible to change anchor height position. If this position does not match with the cleat, internal mullion reinforcement 399762 will be needed as shown.

ANCLAJES - POSICIÓN DEL GANCHO
ANCHORS - HOOK POSITIONING

E 1:3

NOTA: El tornillo de regulación vertical del anclaje ha de estar roscado una distancia mínima de 20 mm. antes de colocar el módulo en su posición tal y como se muestra en los detalles de anclaje.

NOTE: The vertical adjustment screw of the anchor must be threaded a minimum distance of 20 mm. before placing the module in its position as shown in the anchoring details.

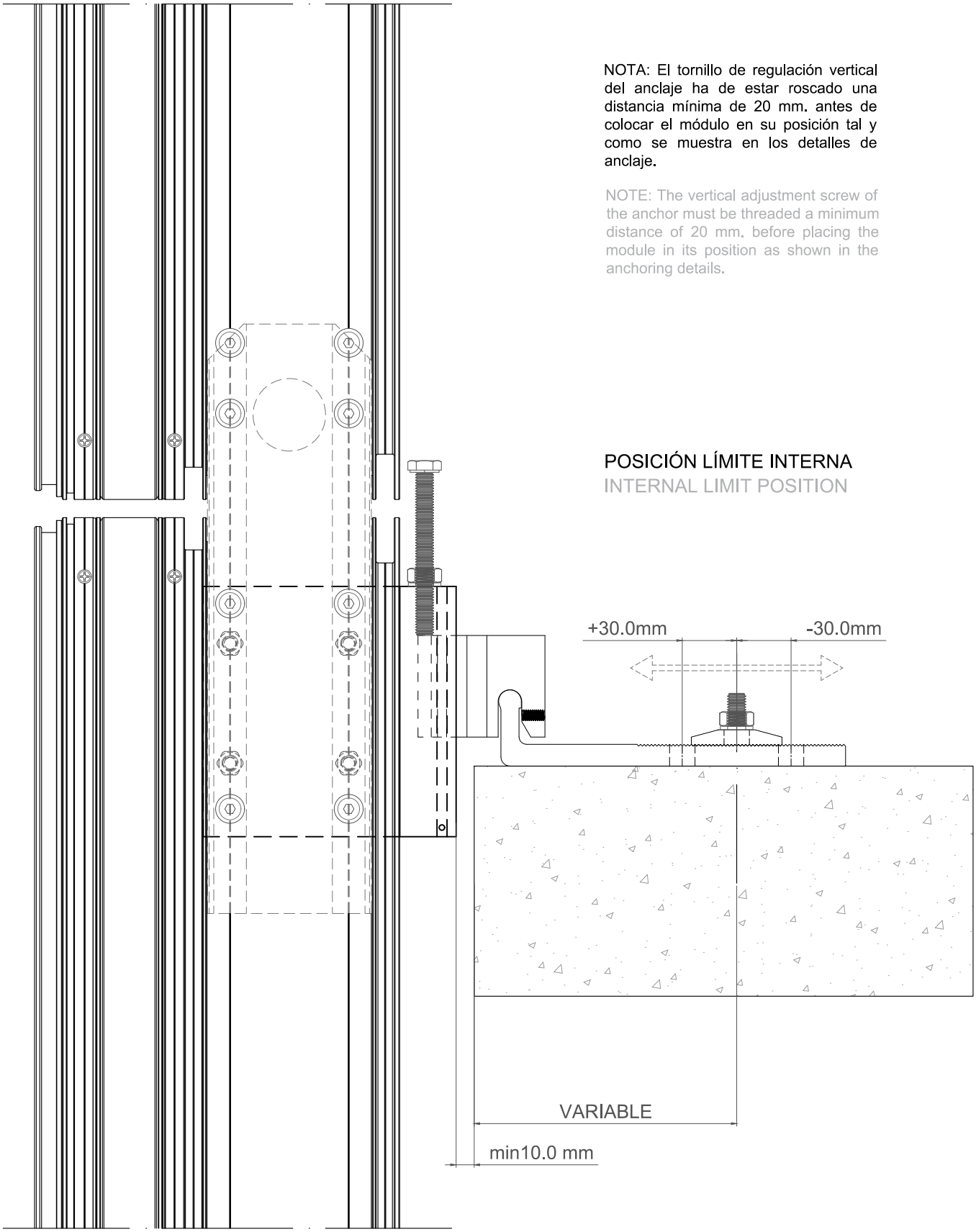

ANCLAJES - POSICIÓN DEL GANCHO
ANCHORS - HOOK POSITIONING

E 1:3

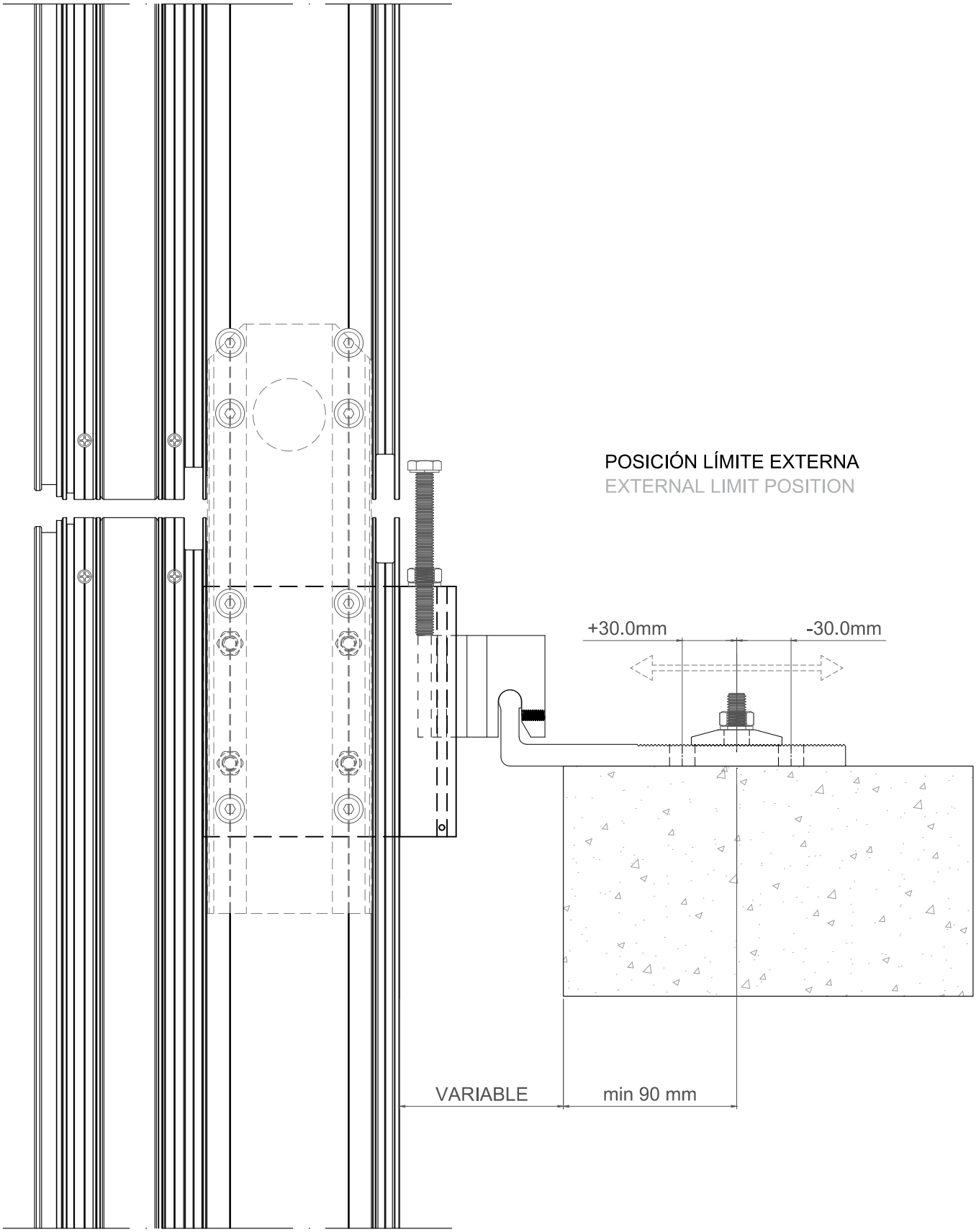

ANCLAJE
ANCHOR

E 1:2

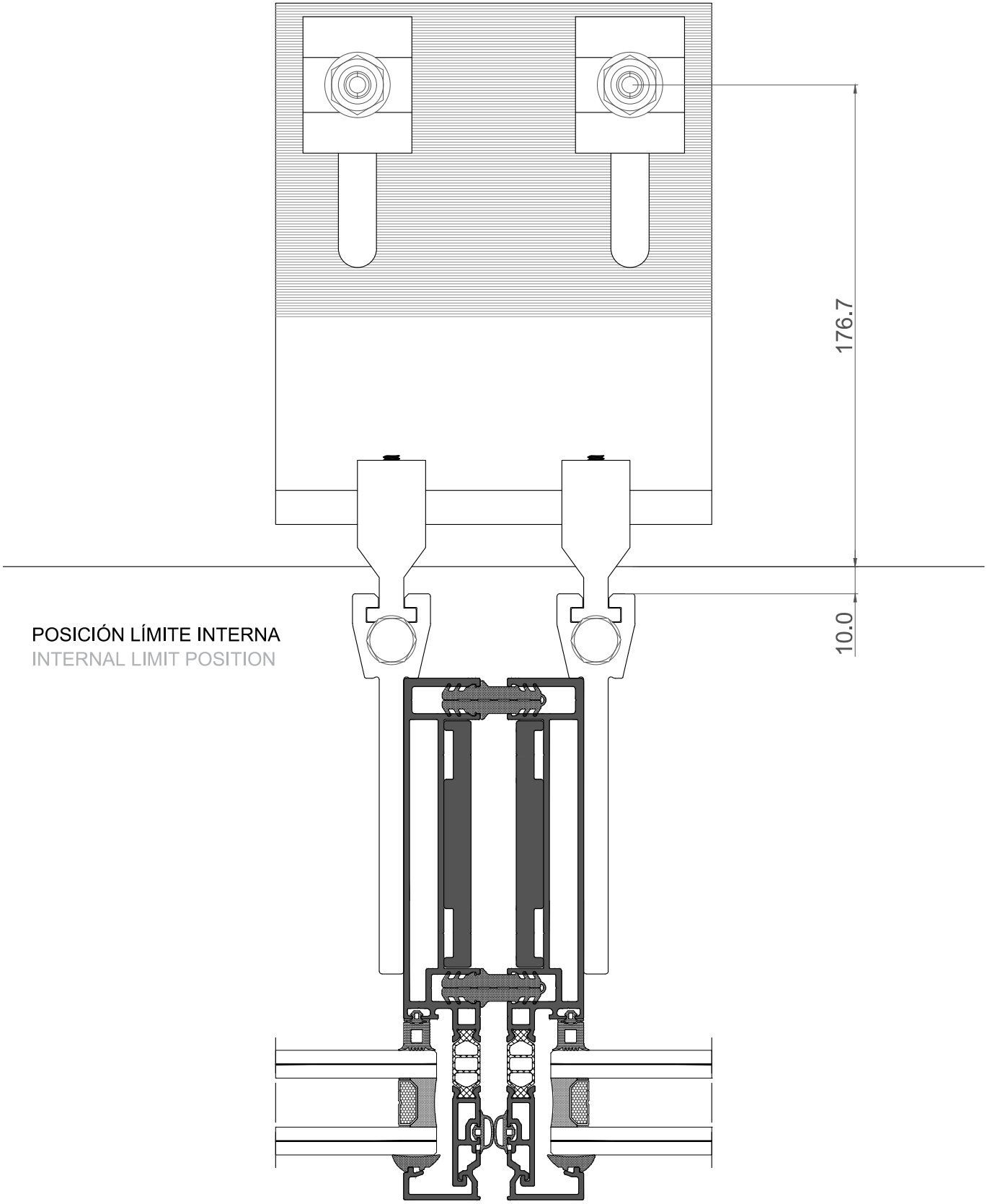

ANCLAJE
ANCHOR

E 1:2

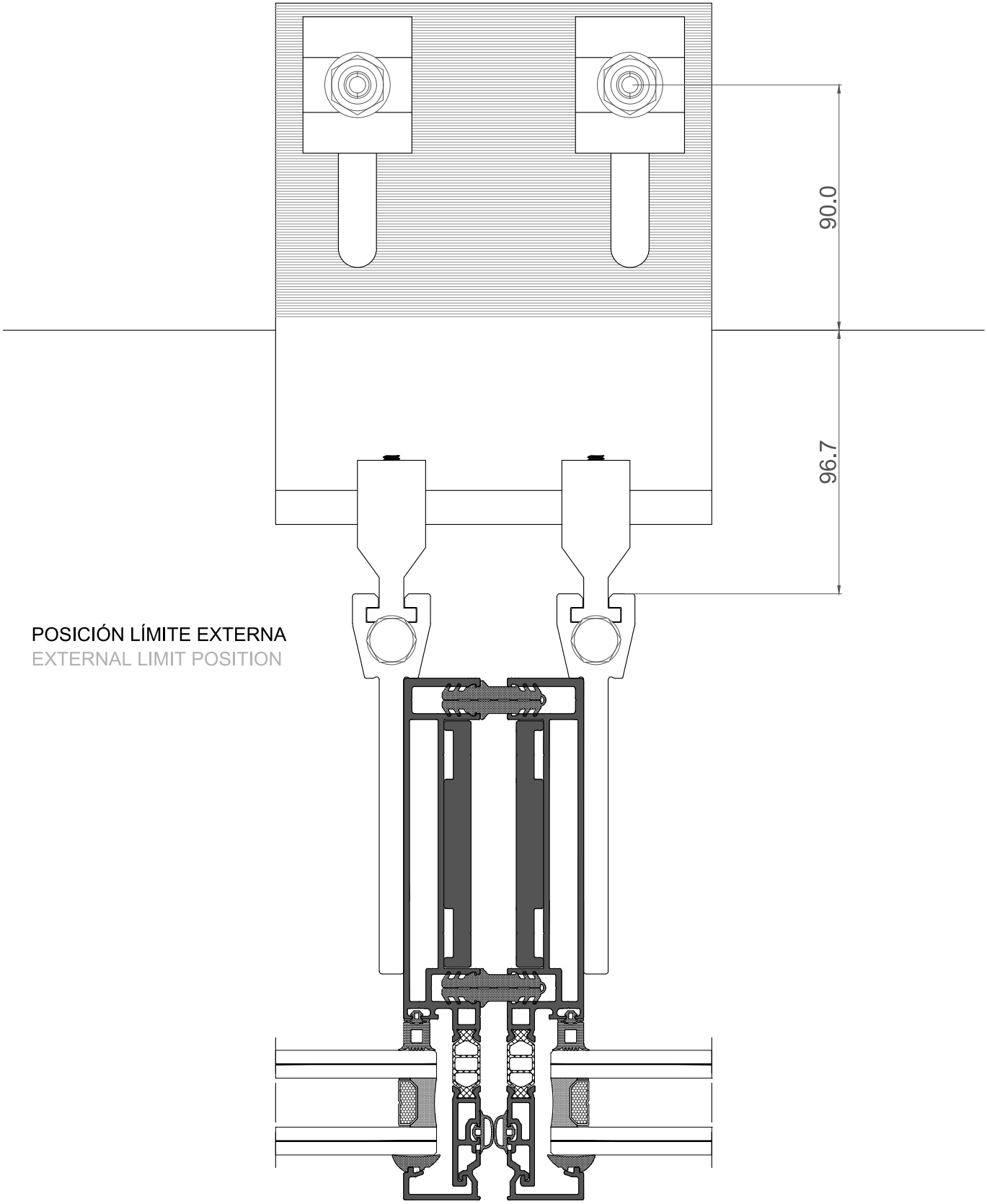

ANCLAJES - PASOS DE POSICIONAMIENTO

ANCHORS - POSITIONING STEPS

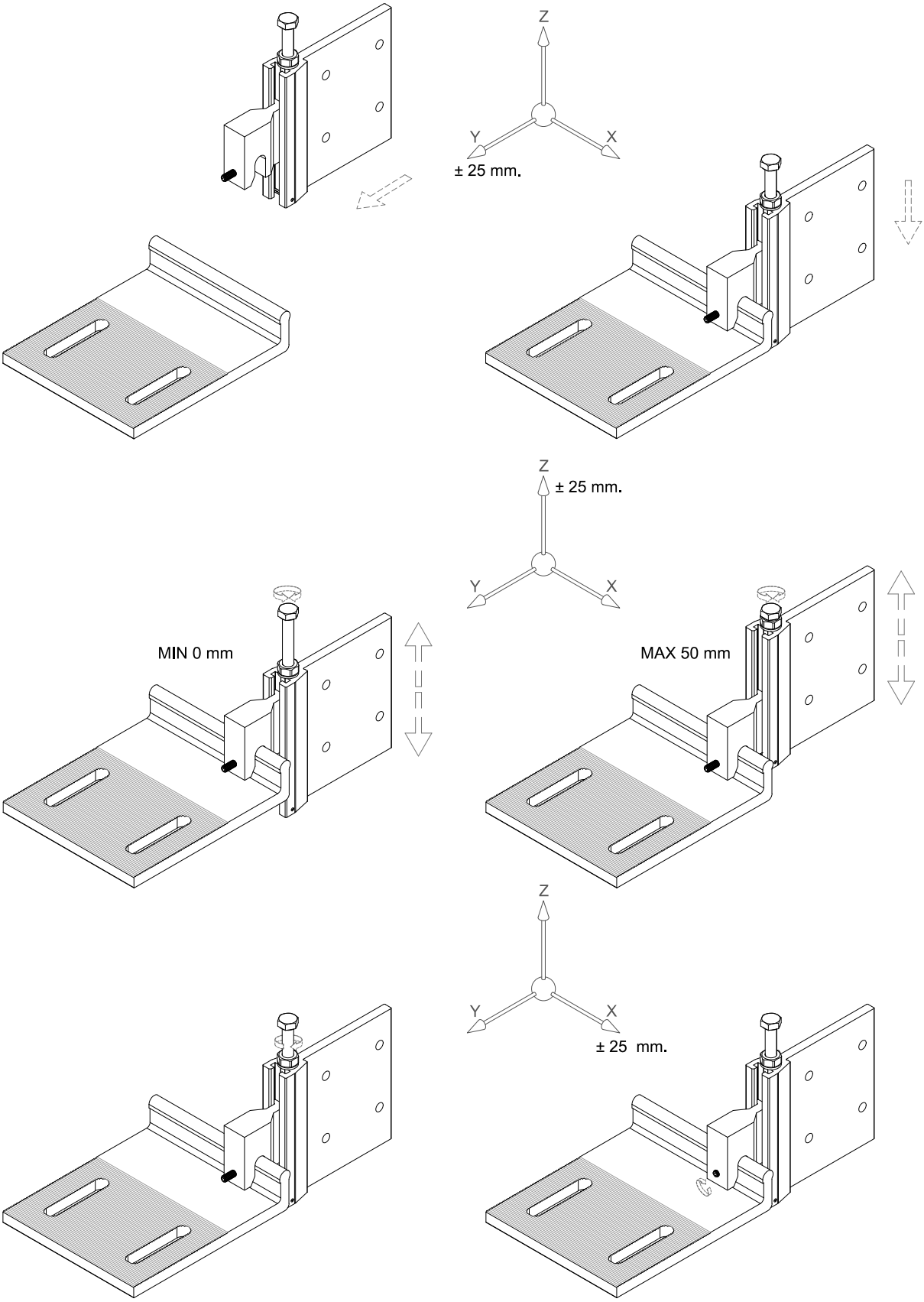

KIT DE TORNILLERÍA 1 Ref 399748
HARDWARE KIT 1 Ref 399748

TORNILLERÍA KIT 1 Ref 399748 HARDWARE KIT 1 Ref 399748		
	DIN 933 A-2 M-10 x 90	x 2
	DIN 125 A-2 M-10	x 2
	DIN 934 A-2 M-10	x 2
	DIN 914 A-2 M-6 x 16	x 2
	DIN 1481 A-2 Ø-3 x 28	x 2
	DIN 125 A-2 M-8	x 8
	DIN 933 A-2 M-8 x 35	x 8

Cada kit contiene tornillería para un módulo completo, es decir, para dos anclajes.
Each kit contains hardware for a complete unit, that is, for two anchors.

Tornillería para las escuadras no incluida en el kit.
Screws for the cleats not included in the kit.

Piezas de anclaje suministradas por separado, ver referencias.
Anchor parts supplied separately, see references.

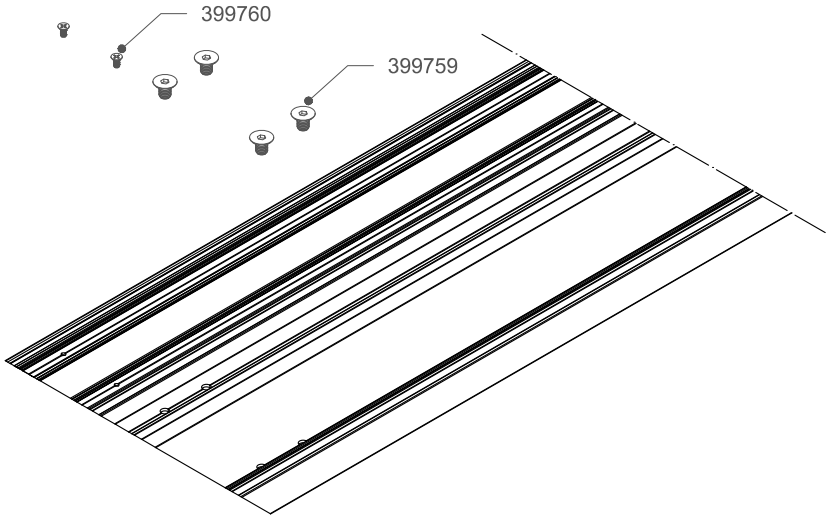

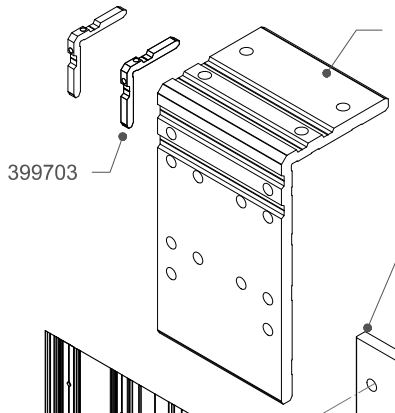

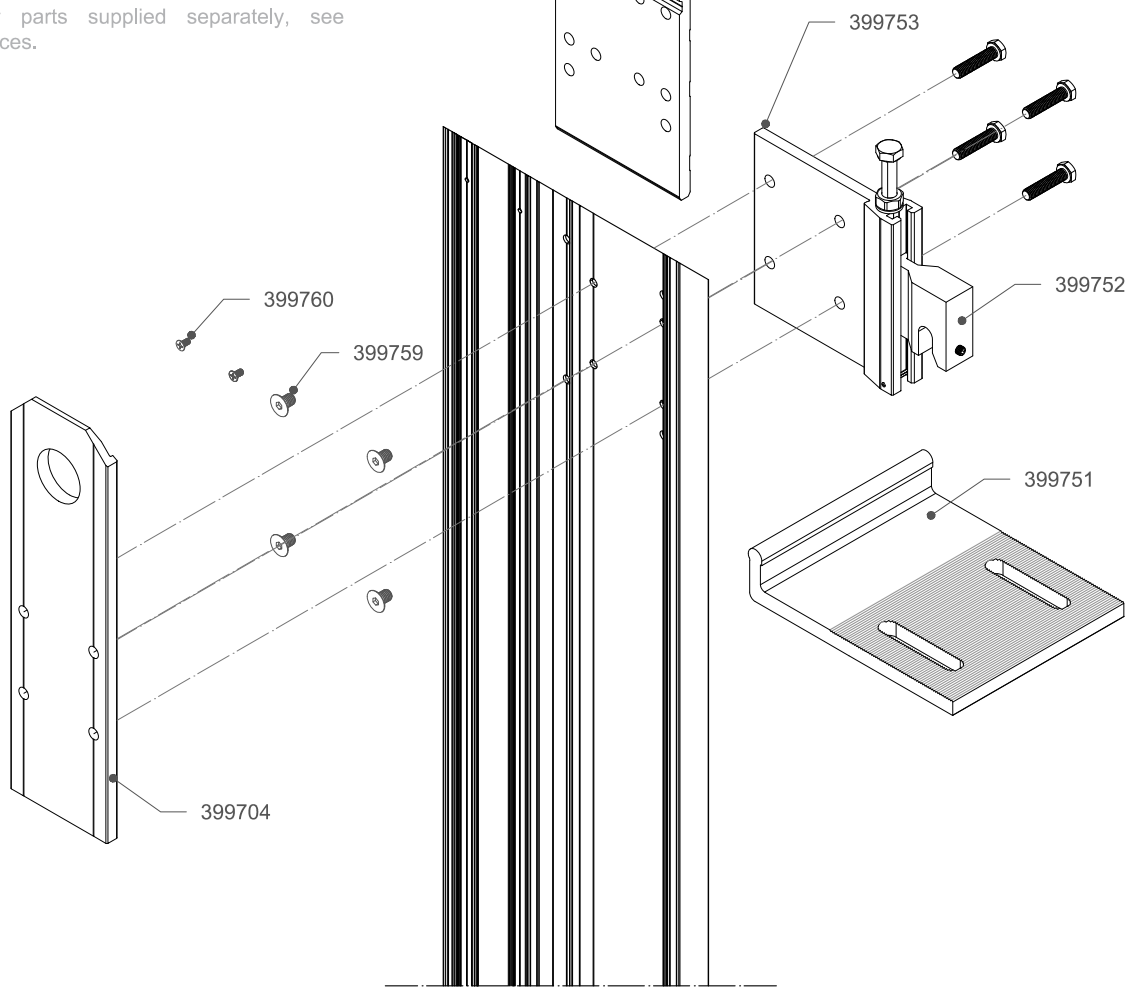

KIT DE TORNILLERÍA 2 Ref 399749
HARDWARE KIT 2 Ref 399749

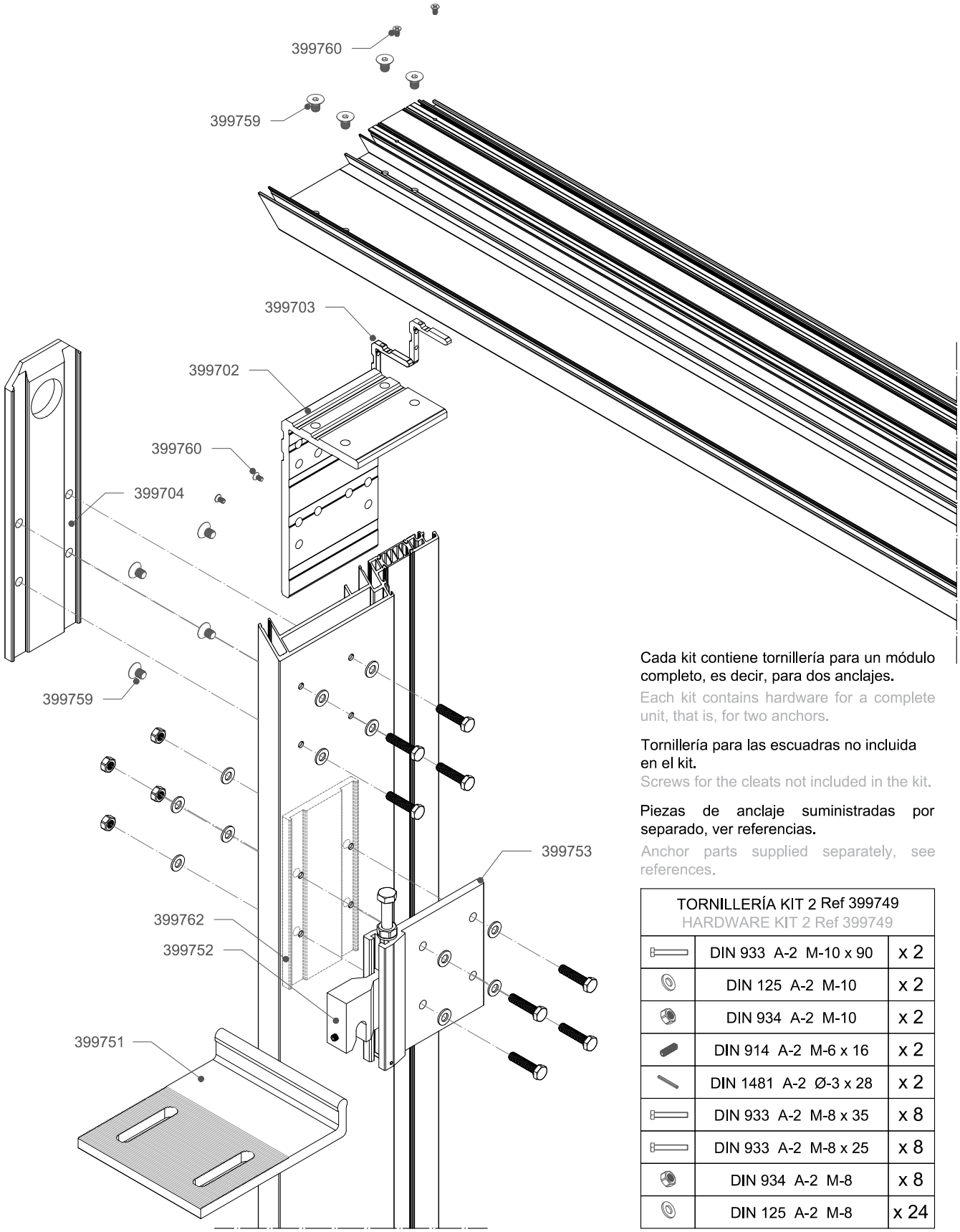

Cada kit contiene tornillería para un módulo completo, es decir, para dos anclajes.

Each kit contains hardware for a complete unit, that is, for two anchors.

Tornillería para las escuadras no incluida en el kit.

Screws for the cleats not included in the kit.

Piezas de anclaje suministradas por separado, ver referencias.

Anchor parts supplied separately, see references.

TORNILLERÍA KIT 2 Ref 399749 HARDWARE KIT 2 Ref 399749		
	DIN 933 A-2 M-10 x 90	x 2
	DIN 125 A-2 M-10	x 2
	DIN 934 A-2 M-10	x 2
	DIN 914 A-2 M-6 x 16	x 2
	DIN 1481 A-2 Ø-3 x 28	x 2
	DIN 933 A-2 M-8 x 35	x 8
	DIN 933 A-2 M-8 x 25	x 8
	DIN 934 A-2 M-8	x 8
	DIN 125 A-2 M-8	x 24

KIT DE TORNILLERÍA 3 Ref 399750
HARDWARE KIT 3 Ref 399750

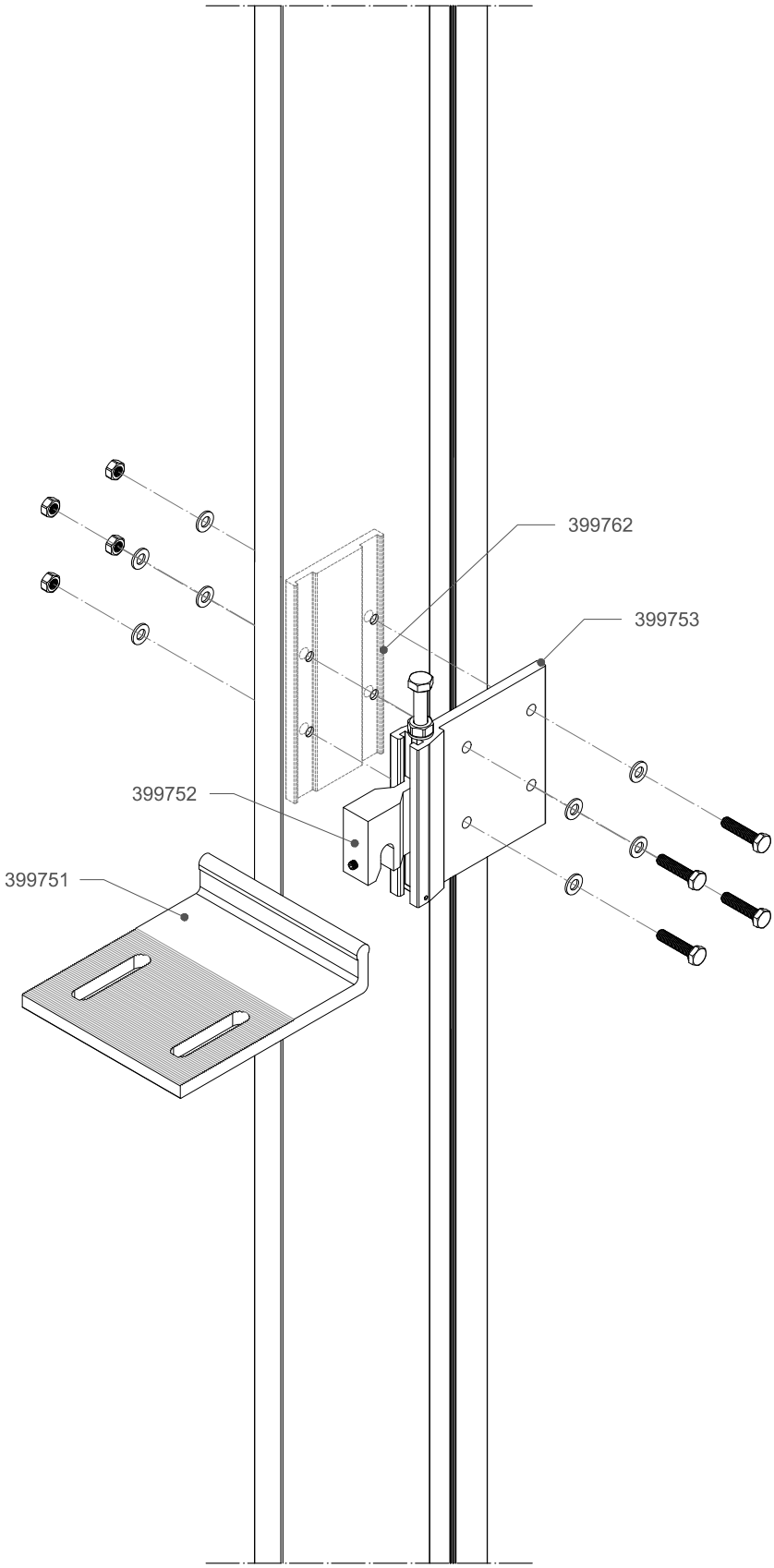

TORNILLERÍA KIT 3 Ref 39950 HARDWARE KIT 3 Ref 399750		
	DIN 933 A-2 M-10 x 90	x 2
	DIN 125 A-2 M-10	x 2
	DIN 934 A-2 M-10	x 2
	DIN 914 A-2 M-6 x 16	x 2
	DIN 1481 A-2 Ø-3 x 28	x 2
	DIN 125 A-2 M-8	x 8
	DIN 933 A-2 M-8 x 35	x 8
	DIN 934 A-2 M-8	x 8

Cada kit contiene tornillería para un módulo completo, es decir, para dos anclajes.
Each kit contains hardware for a complete unit, that is, for two anchors.

Tornillería para las escuadras no incluida en el kit.
Screws for the cleats not included in the kit.

Piezas de anclaje suministradas por separado, ver referencias.
Anchor parts supplied separately, see references.

JUNTAS DE ESTANQUEIDAD - SEPARACIÓN ENTRE MÓDULOS DE 10 mm

E 1:2

SEALING GASKETS JOINTS - 10 mm GAP

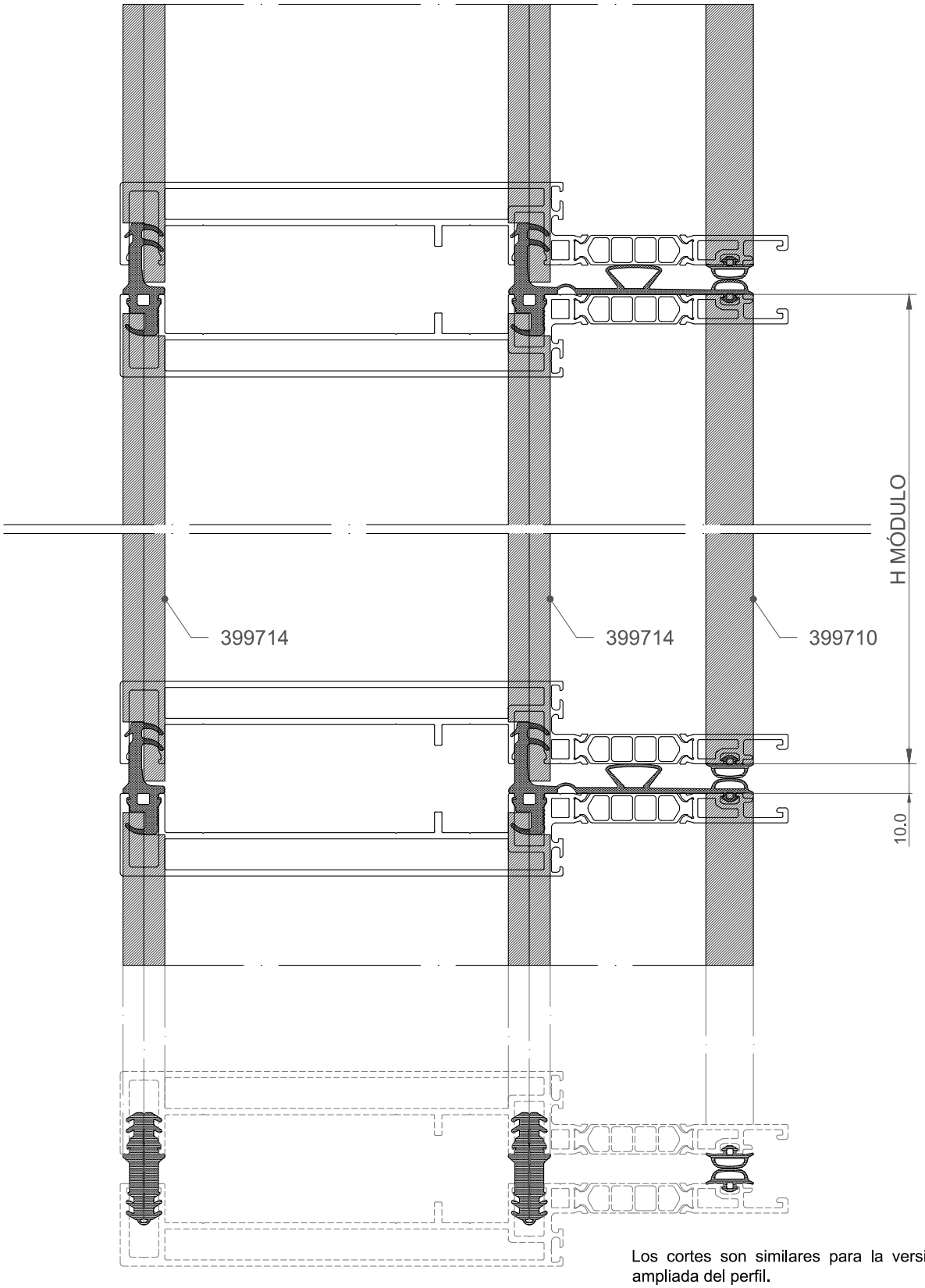

Los cortes son similares para la versión no ampliada del perfil.

The cuts are similar for the non-extended version of the profile.

JUNTAS DE ESTANQUEIDAD - SEPARACIÓN ENTRE MÓDULOS DE 10 mm

E 1:2

SEALING GASKETS JOINTS - 10 mm GAP

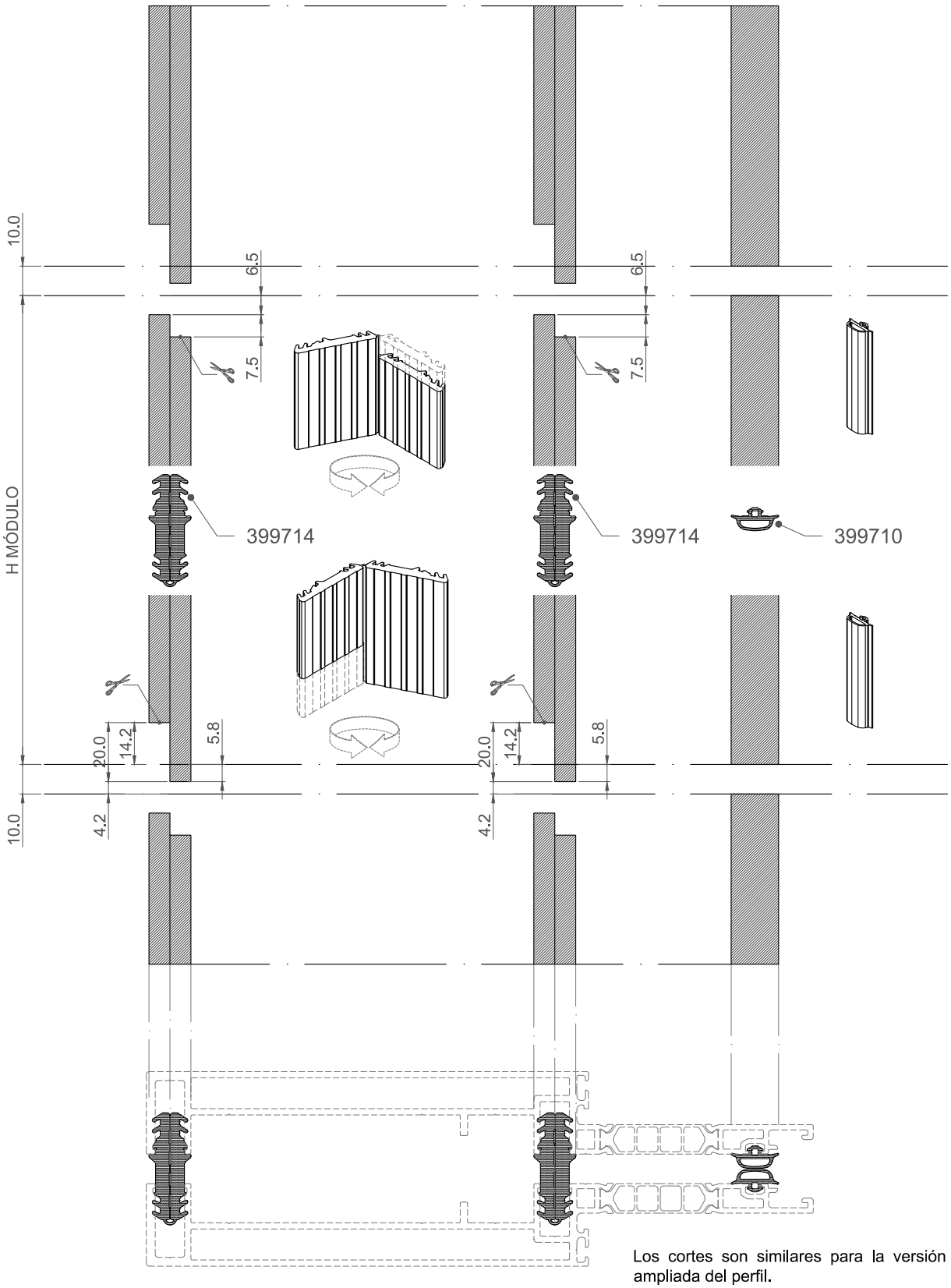

Los cortes son similares para la versión no ampliada del perfil.

The cuts are similar for the non-extended version of the profile.

JUNTAS DE ESTANQUEIDAD - SEPARACIÓN ENTRE MÓDULOS DE 20 mm

E 1:2

SEALING GASKETS JOINTS - 20 mm GAP

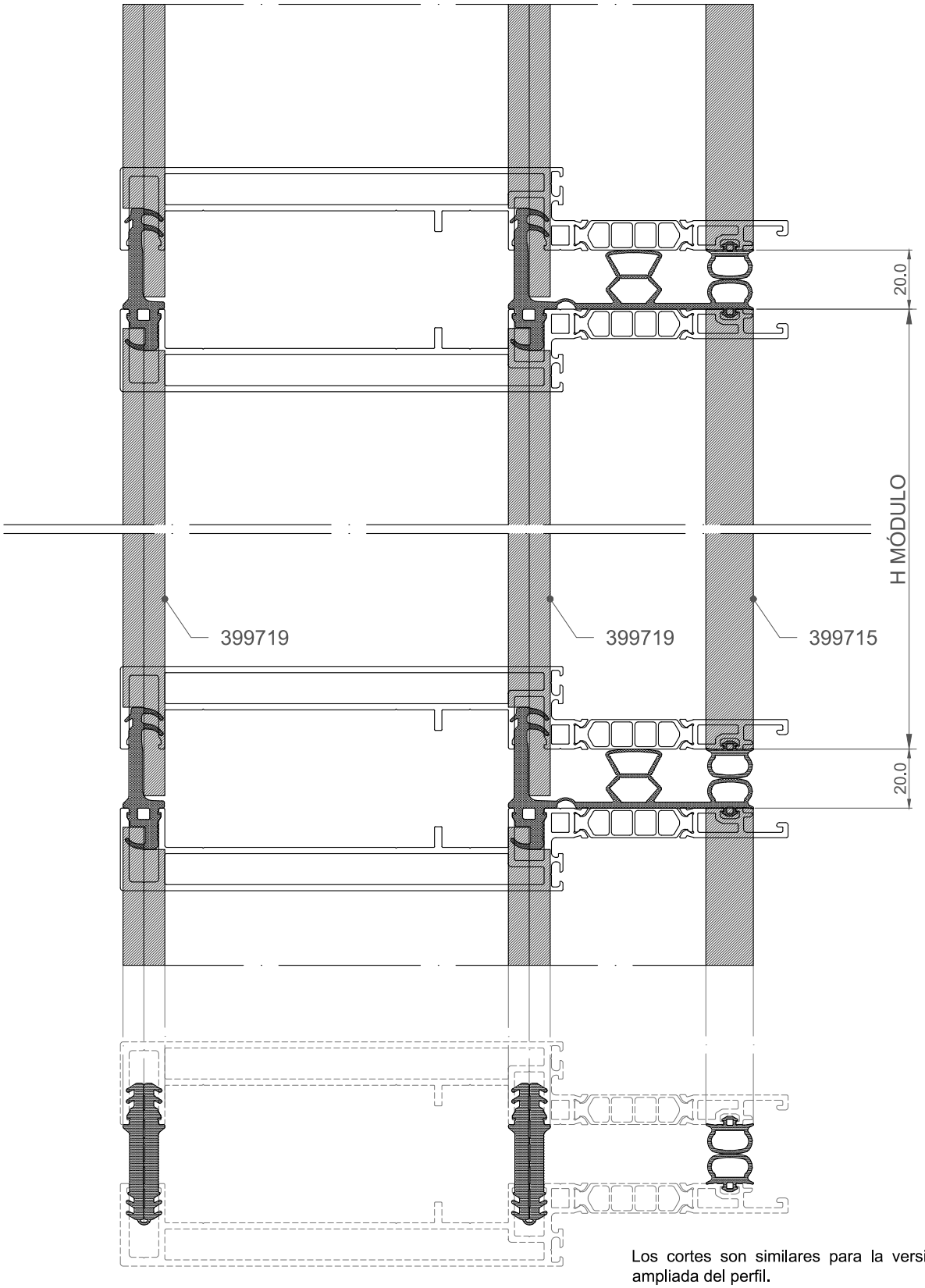

Los cortes son similares para la versión no ampliada del perfil.

The cuts are similar for the non-extended version of the profile.

JUNTAS DE ESTANQUEIDAD - SEPARACIÓN ENTRE MÓDULOS DE 20 mm

E 1:2

SEALING GASKETS JOINTS - 20 mm GAP

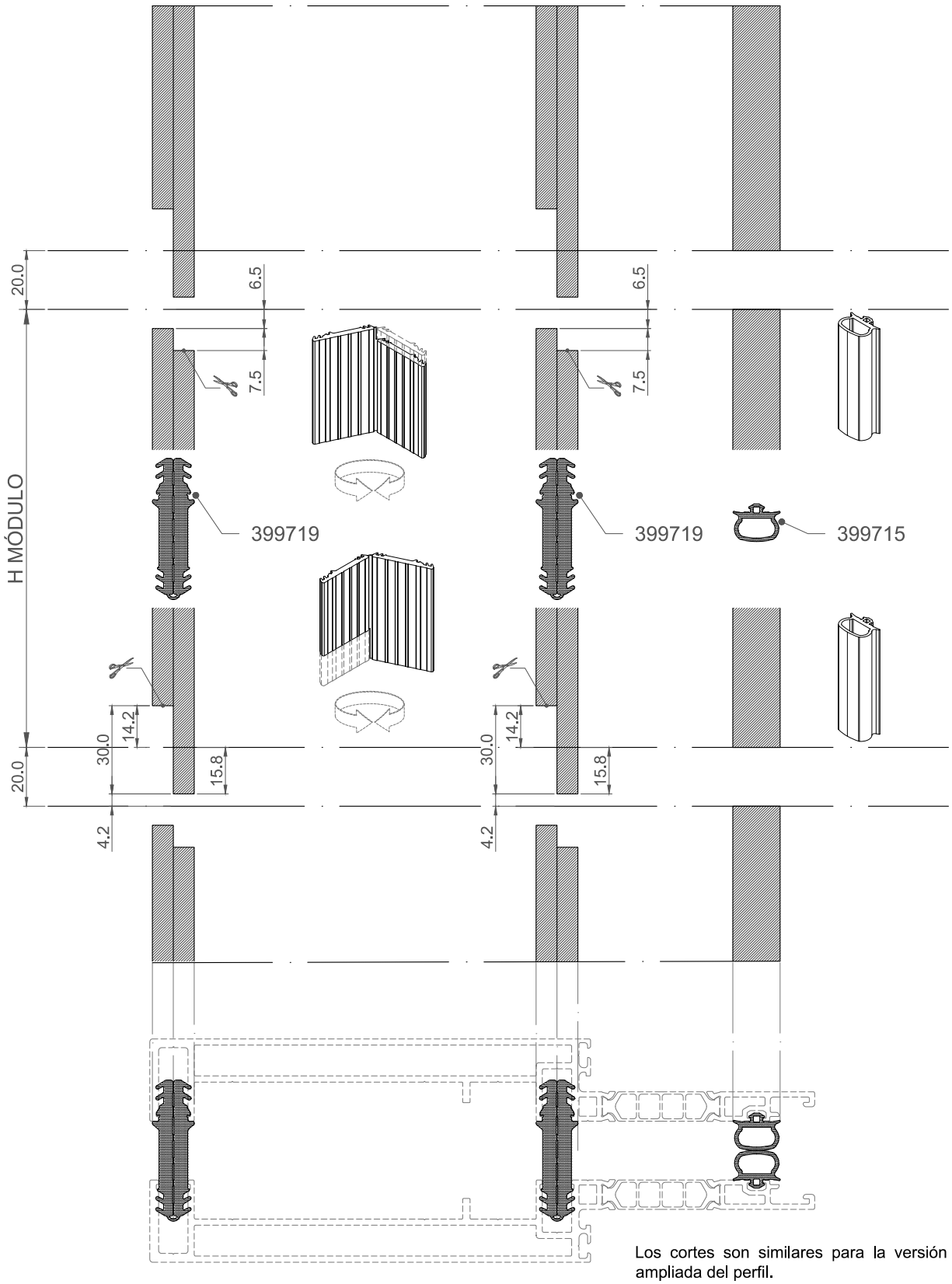

Los cortes son similares para la versión no ampliada del perfil.

The cuts are similar for the non-extended version of the profile.

JUNTAS DE ESTANQUEIDAD
SEALING GASKETS

La junta horizontal de acoplamiento y asiento se montará en obra de forma continua sobre varios módulos, realizando la unión de la junta en el centro de un elemento y nunca sobre la unión de módulos.

The horizontal coupling and seat joint will be mounted on site continuously on several units, making the joint in the center of an element and never on the joint of units.

Las juntas verticales de acoplamiento se montarán en taller después de haber cortado el labio según los esquemas indicados. La posición de esta junta en el módulo determinará el orden del porterior montaje en obra.

The vertical coupling joints will be assembled in the workshop after having cut the lip according to the indicated diagrams. The position of this joint in the unit will determine the order of the subsequent assembly on site.

Es necesario cortar los labios de la junta de acoplamiento horizontal en el encuentro con la junta vertical para facilicar el encaje como se indica en los detalles.

It is necessary to cut the lips of the horizontal coupling joint at the meeting with the vertical joint to facilitate the fit as indicated in the details.

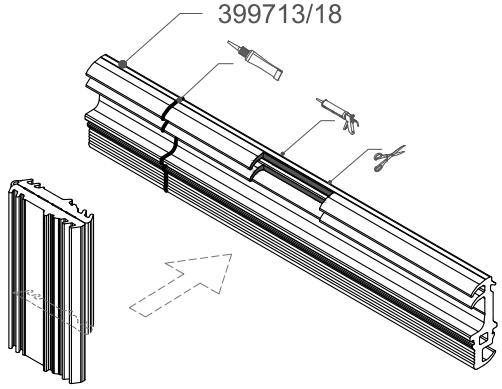

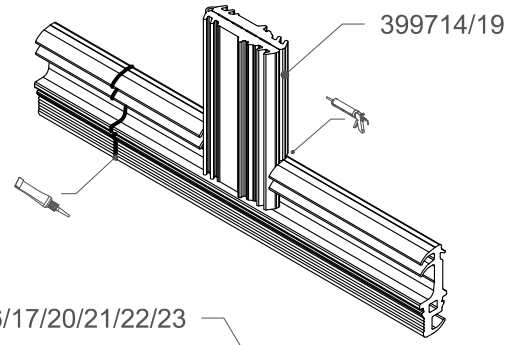

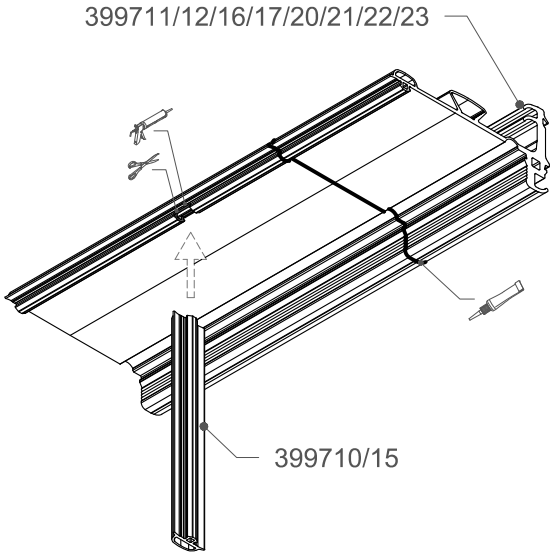

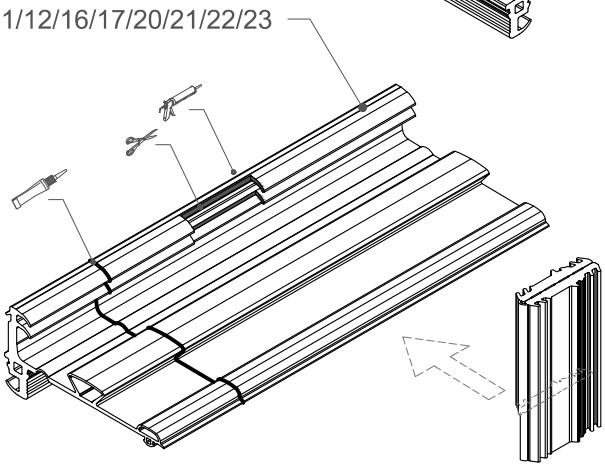

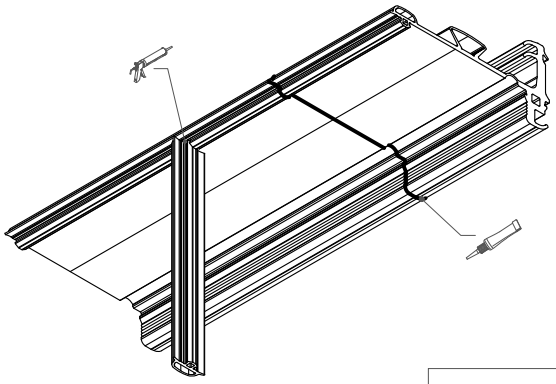

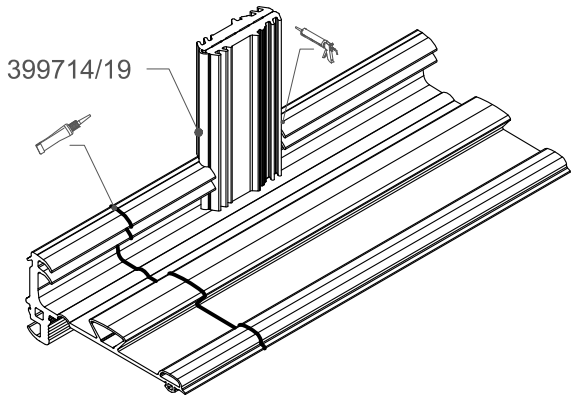

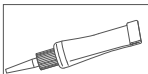	Unión de juntas con pegamento tipo "cianocrilato". Joint gasket ends with "cianocrilate" glue.		Sellar con productos compatibles. Seal with compatible products

DRENAGE DE JUNTAS HORIZONTALES
DRAINAGE OF HORIZONTAL JOINTS

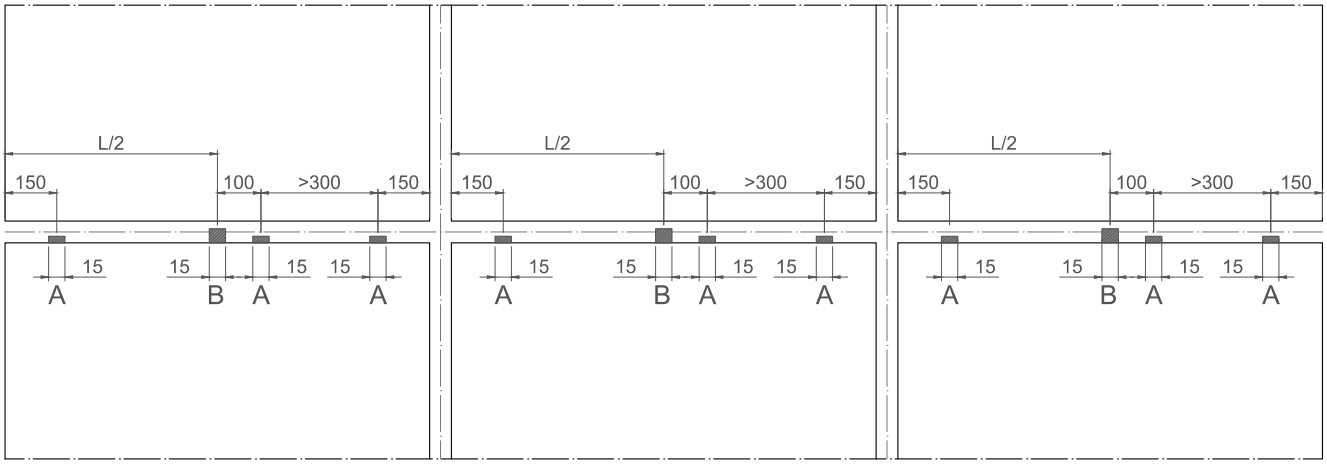

Una vez colocada la junta horizontal se realizarán los cortes de drenaje para la descarga de la condensación a las distancias indicadas.
Once the horizontal joint has been placed, the drainage cuts will be made to discharge the condensation at the indicated distances.

Similar para las juntas de separación de módulos de 20 mm.
Similar for the 20 mm gap.

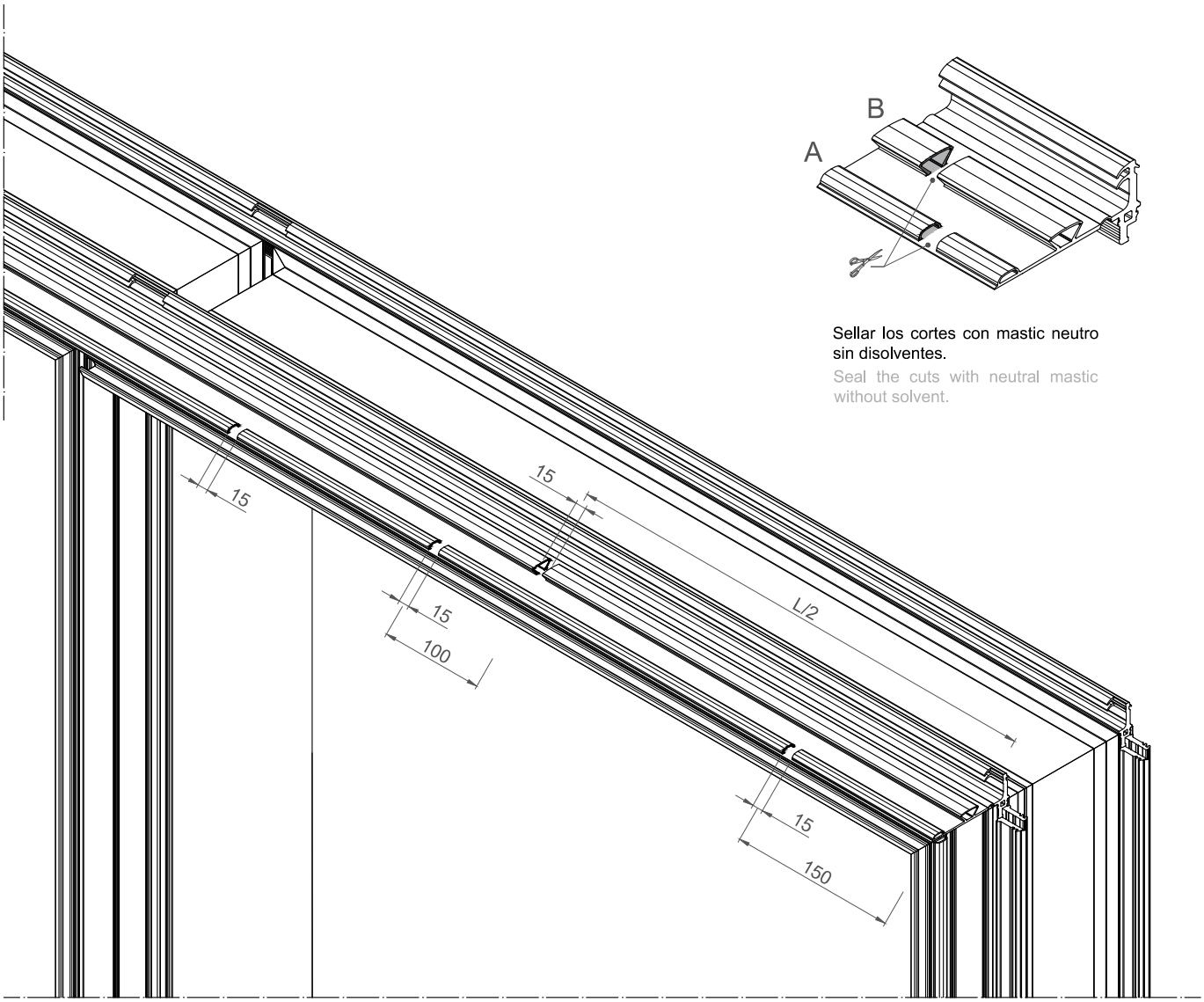

Sellar los cortes con mastic neutro sin disolventes.
Seal the cuts with neutral mastic without solvent.

UNIÓN DE MÓDULOS
UNION OF UNITS

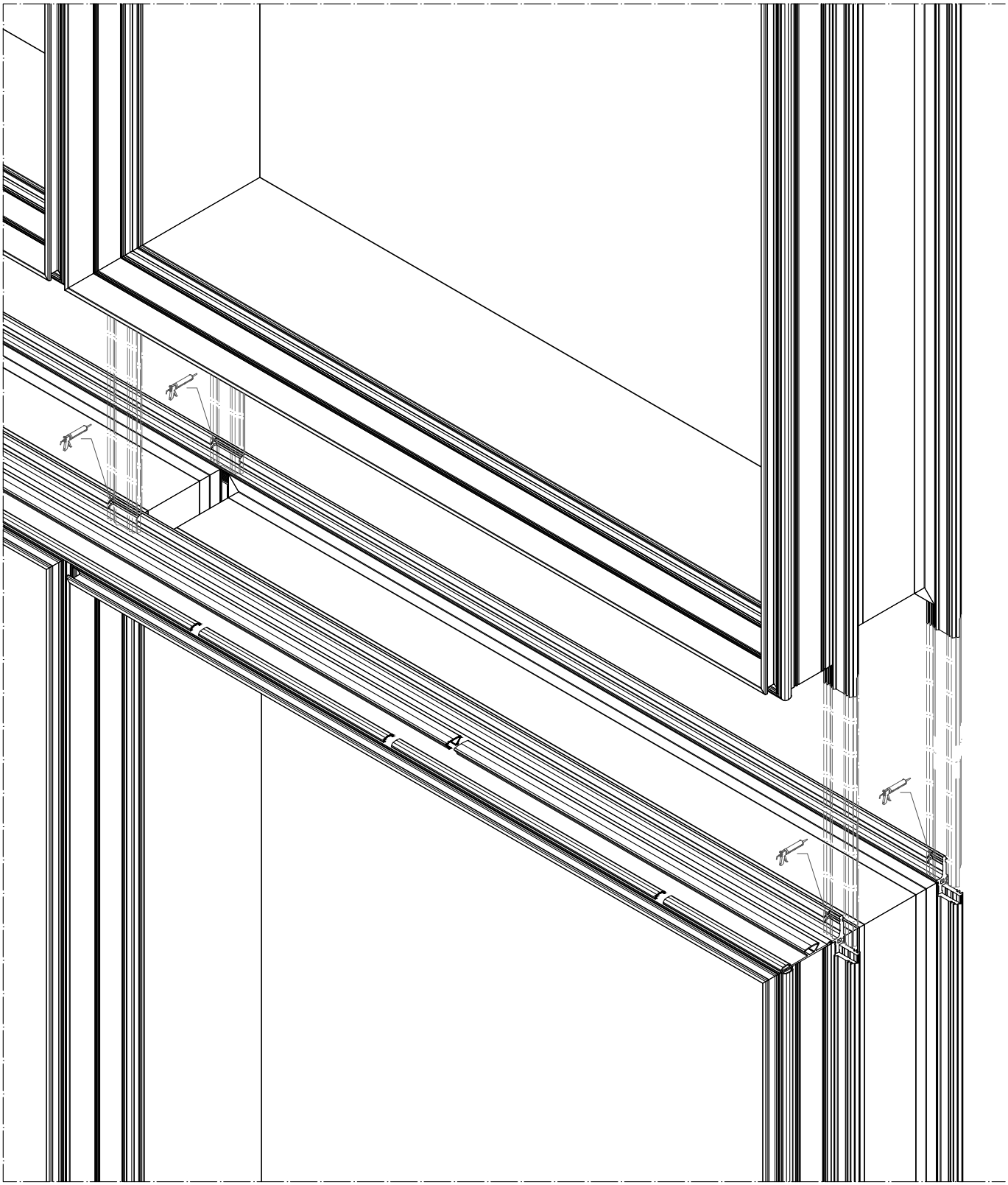

Se aplicará el material sellante en la unión de juntas una vez colocada la junta vertical y antes de la colocación de los modulos superiores.
The sealant will be applied in the joint joint once the vertical joint has been placed and before the placement of the upper modules.

REGULACIÓN DEL JUNQUILLO
BEAD REGULATION

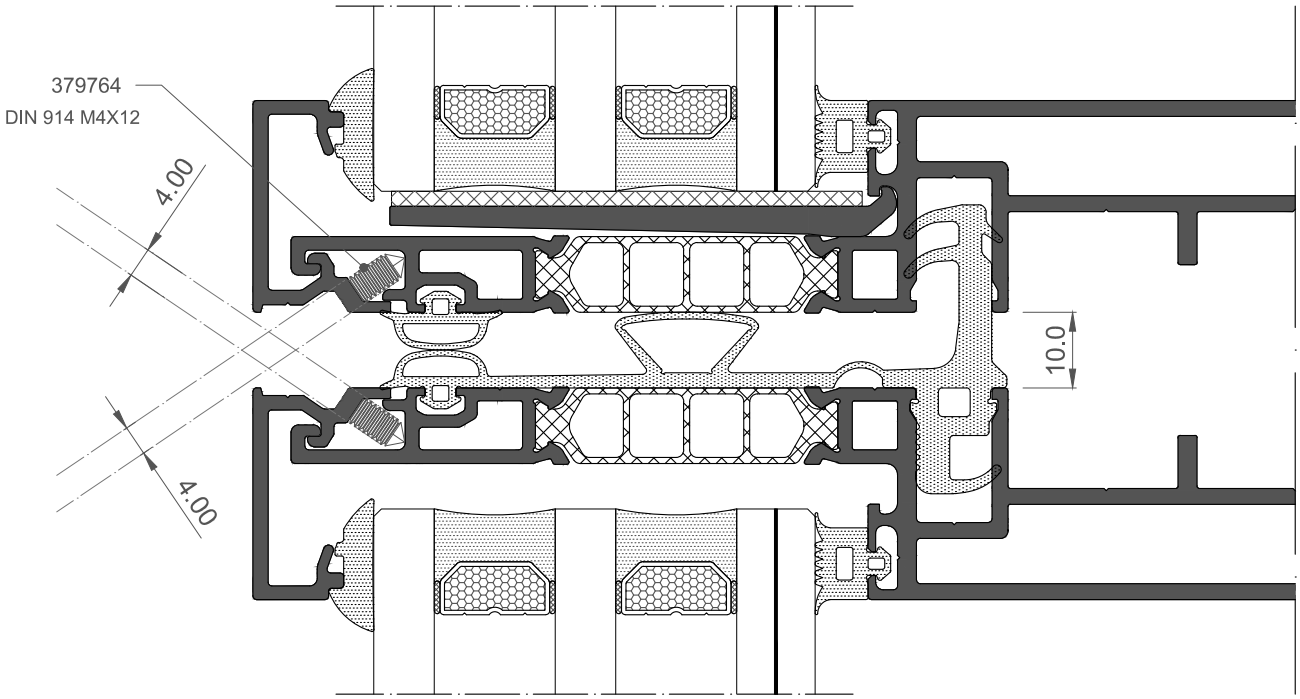

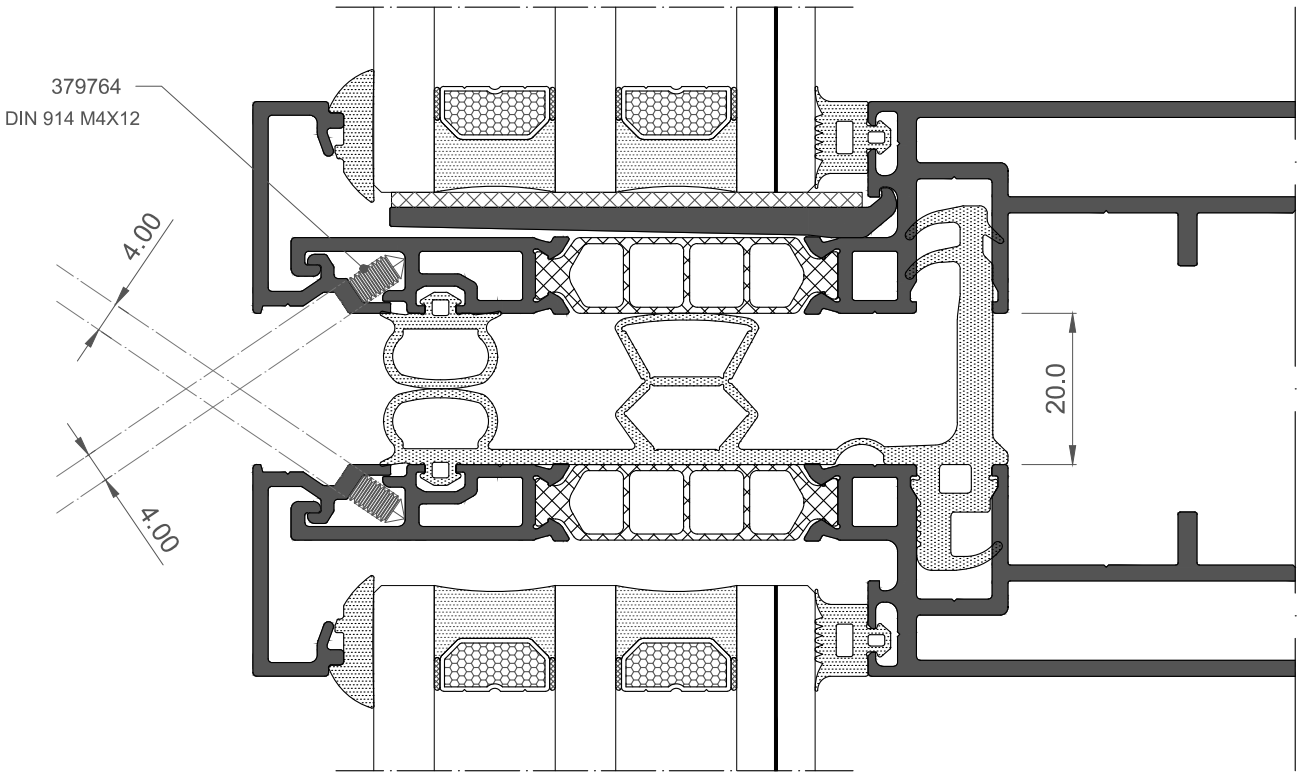

REGULACIÓN DEL JUNQUILLO
BEAD REGULATION

El tornillo es opcional
The screw is optional

Para el alineamiento del juntquillo atornillar o desatornillar según sea necesario.
For bead profile alignment screw or unscrew as necessary.

Se recomienda colocar los tornillos de regulación al menos en las esquinas del módulo para asegurar una correcta fijación del junquillo.
It is recommended to place the adjustment screws at least in the corners of the unit to ensure correct fixing of the bead.

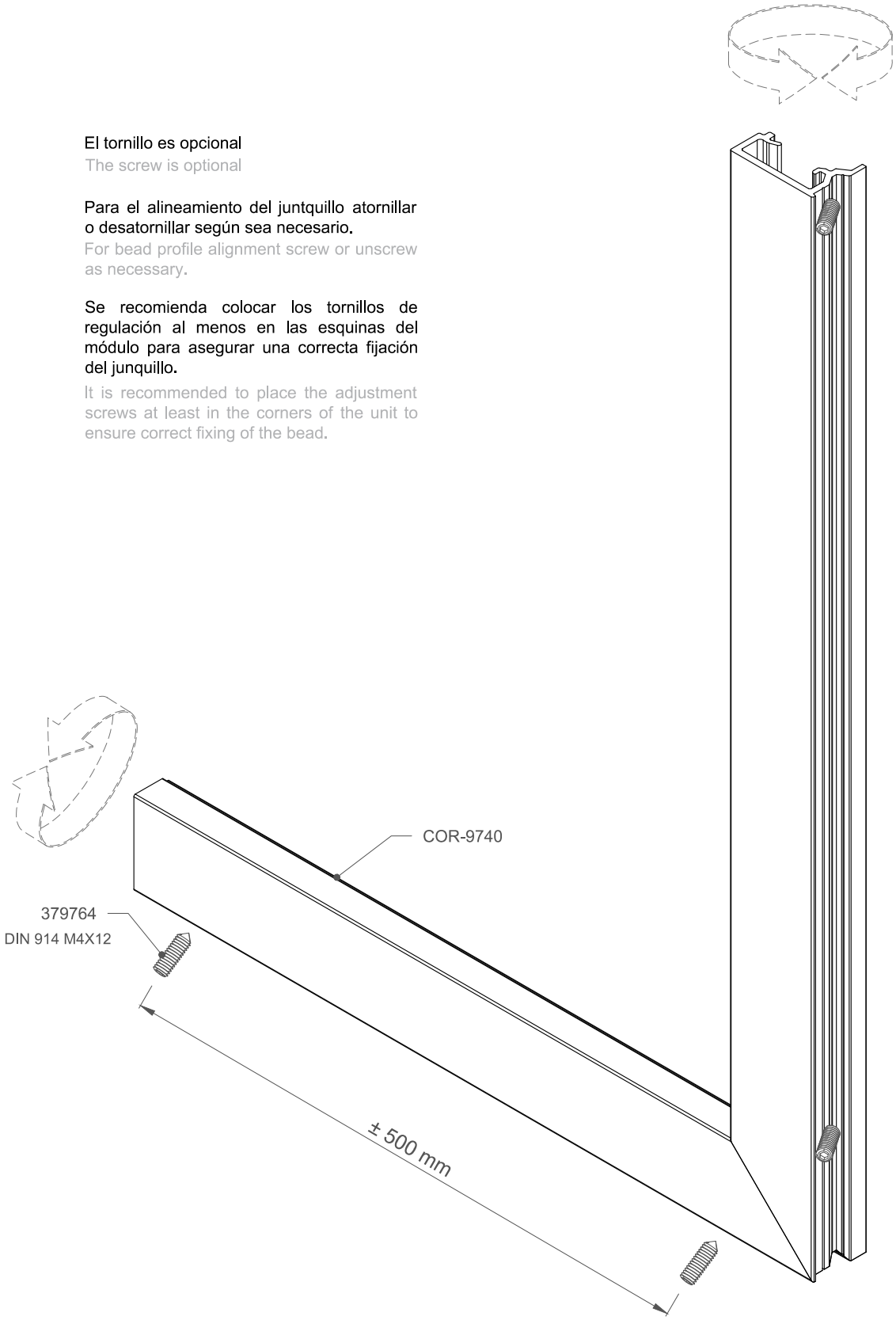

CORTE DE LAS JUNTAS DE ACRISTALAMIENTO
CUT OF THE GLAZING JOINTS

ESQUEMA A
SCHEME A

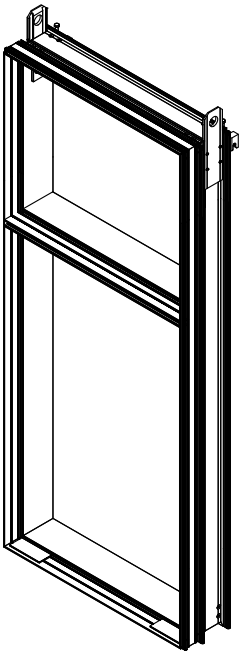

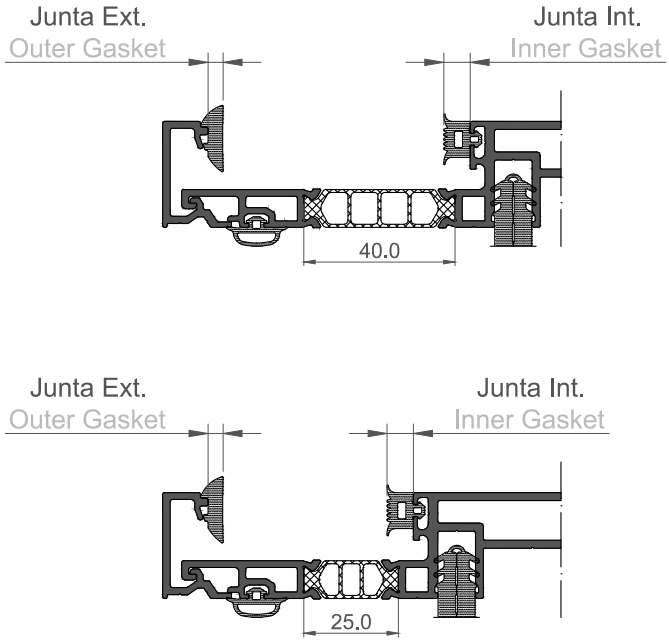

ESQUEMA B
SCHEME B



ESQUEMA A
SCHEME A



ESQUEMA B
SCHEME B



La unión de las juntas de acristamiento interiores se realizará a testa mediante cortes rectos sellando adecuadamente las esquinas para garantizar una correcta estanqueidad.

The union of the interior glazing joints will be made by straight cuts, adequately sealing the corners to guarantee a correct seal.

MECANIZADOS DE DESAGÜE
DRAINAGE MACHINING

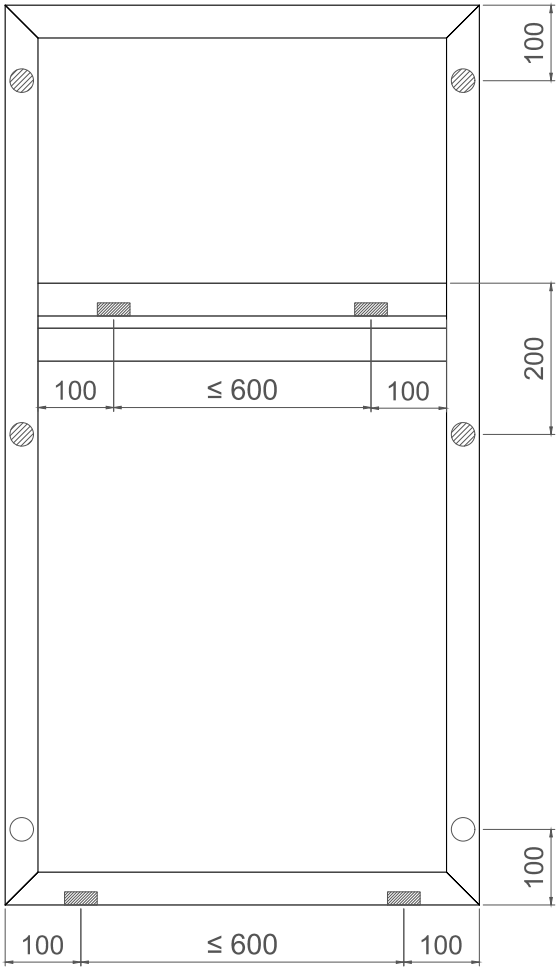

Coliso de 6 x 12 mm en los laterales del módulo para permitir la ventilación y la evacuación de agua por la parte inferior. (Ambas paredes).

6 x 12 mm slot on the sides of the unit to allow ventilation and evacuation of water from the bottom. (Both walls).

Taladro Ø 6 mm en los laterales del módulo para permitir la ventilación de la cámara del perfil. (Pared exterior).

Hole Ø 6 mm on the sides of the unit to allow ventilation of the profile chamber. (Exterior wall).

Coliso de 5 x 25 mm en el junquillo para desagüe.

5 x 25 mm slot on the bead for drain.

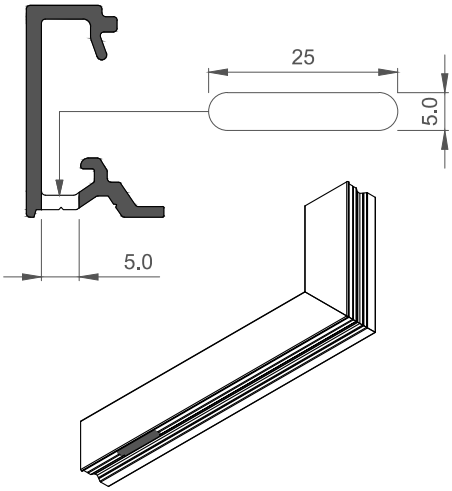

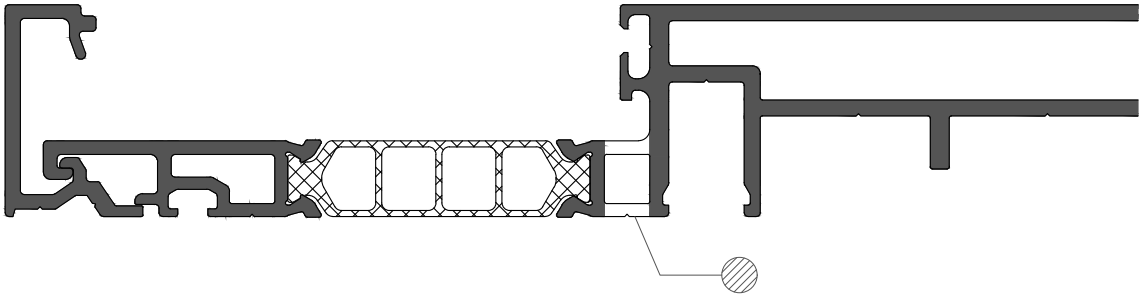

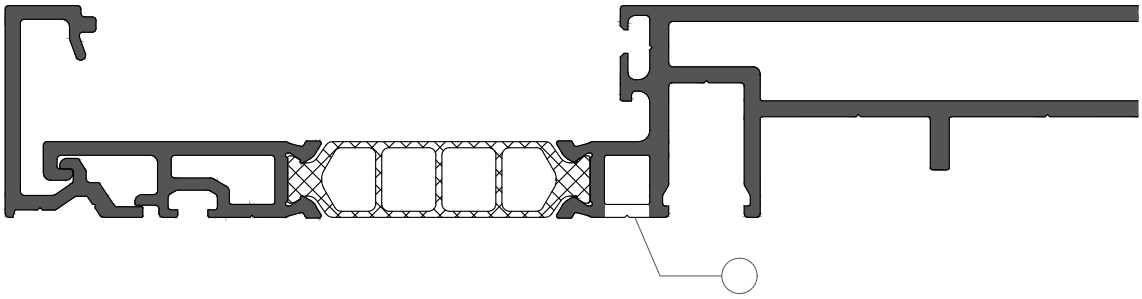

POSICIÓN DE LOS PERFILES CONECTORES
POSITION OF THE CONNECTOR PROFILES

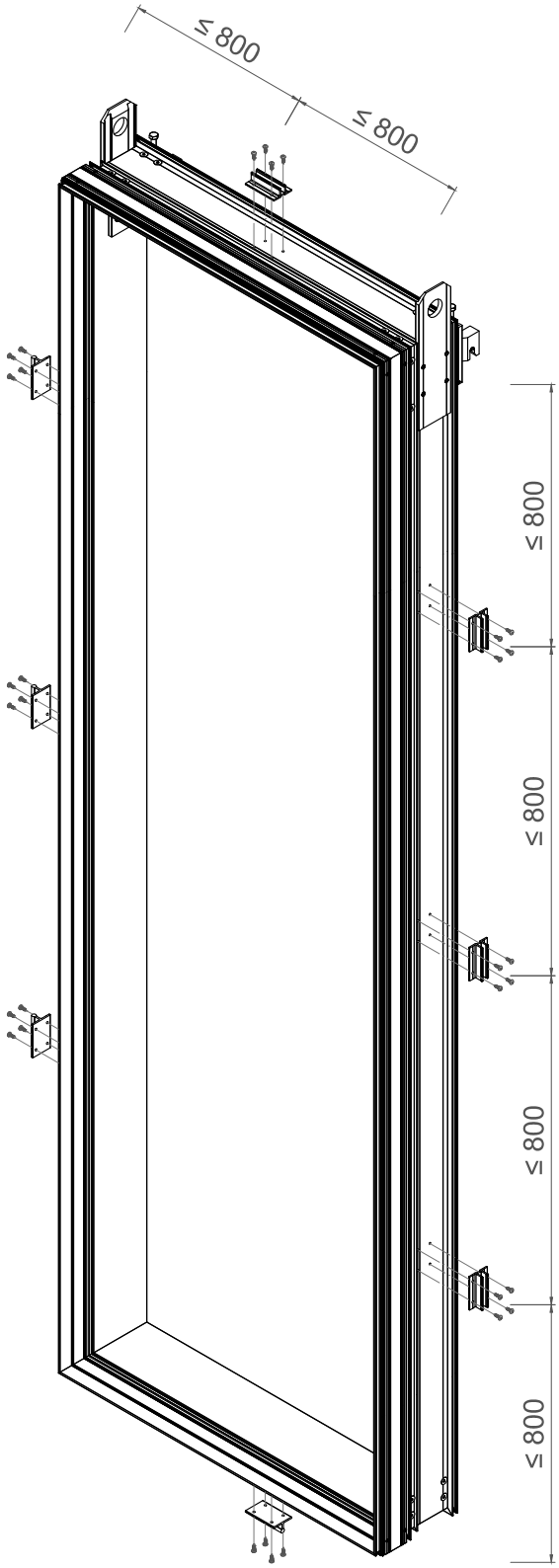

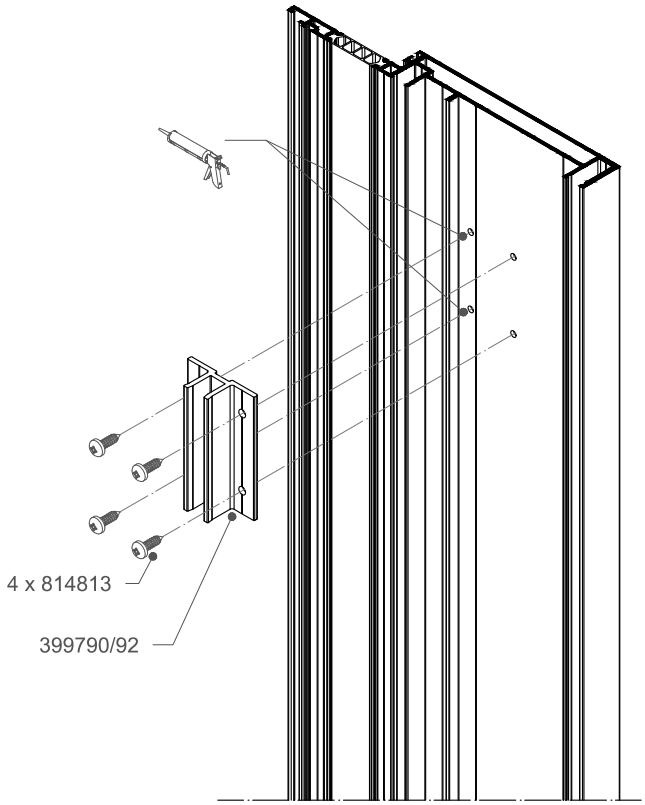

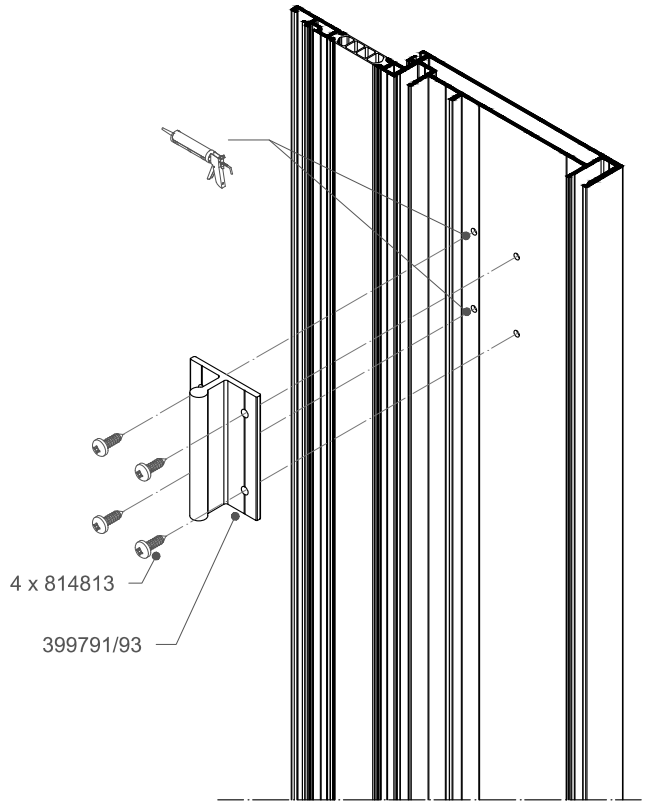

FACHADA MODULAR UNIT 66
UNITIZED FAÇADE UNIT 66

9. MECANIZADOS
9. MACHINING

IMPORTANTE
ALUMINIOS CORTIZO S.A.U. se reserva el derecho de modificar o eliminar cualquiera de sus perfiles, accesorios o juntas del sistema sin previo aviso. ALUMINIOS CORTIZO S.A.U. no se hace responsable de las posibles erratas tipográficas de este catálogo y recomienda encarecidamente al cliente que, antes de la formalización de cualquier pedido, verifique que las referencias aparecidas en el mismo son las correctas.

IMPORTANT
ALUMINIOS CORTIZO S.A.U. reserves the right to modify or remove any of its system profiles, accessories or gaskets without prior notification. ALUMINIOS CORTIZO S.A.U. will not be responsible for any possible typographical errors in this catalogue and strongly recommends to the client that, before formalising any order, to check that the references that appear in this catalogue are correct.

MECANIZADO ESCUADRA PRINCIPAL (COR-9701/66)

E 1:2

MAIN CLEAT MACHINING (COR-9701/66)

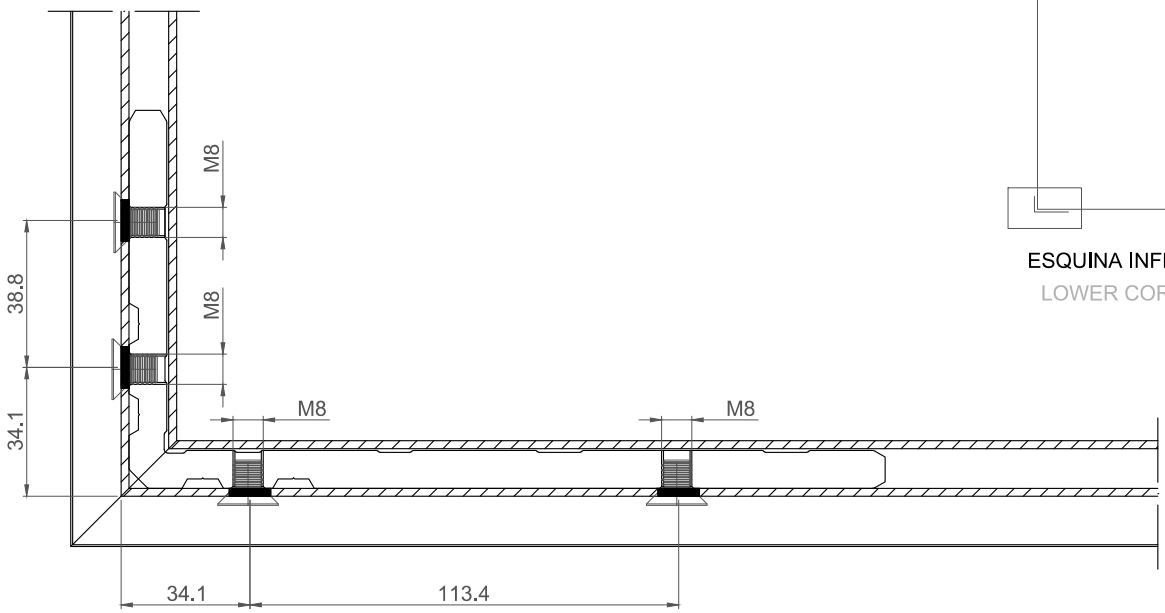

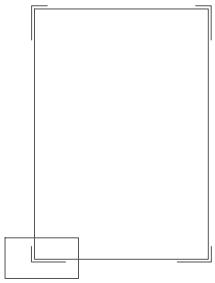

ESQUINA INFERIOR
LOWER CORNER

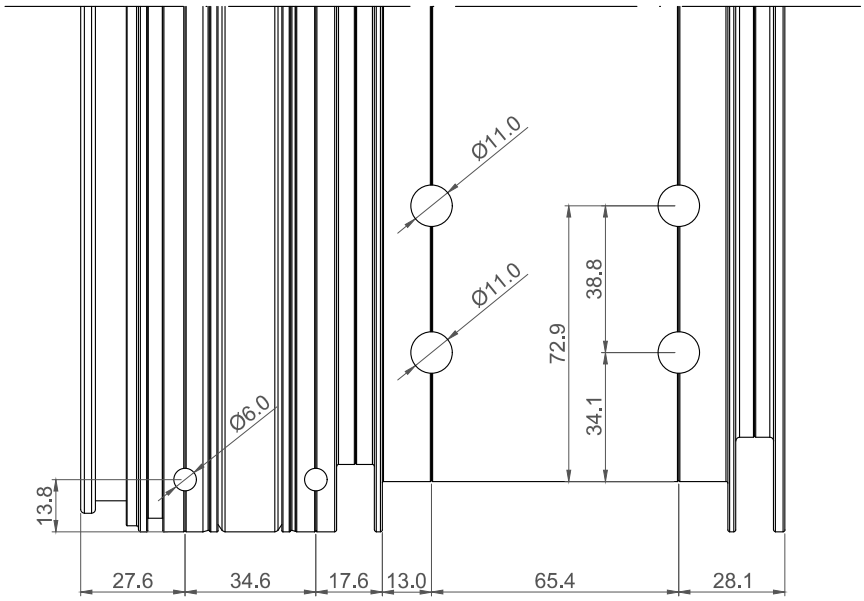

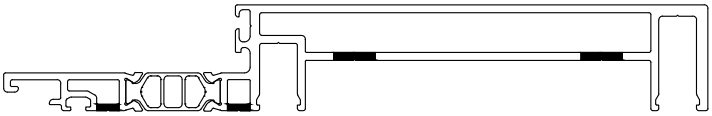

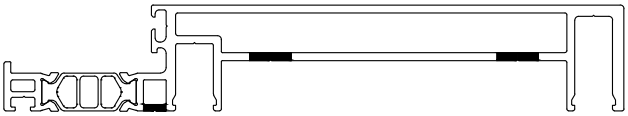

No se dispone escuadra secundaria exterior para el caso de acristalamiento estructural.
There is no external secondary cleat for the case of structural glazing.

MECANIZADO ESCUADRA PRINCIPAL (COR-9701/66)

E 1:2

MAIN CLEAT MACHINING (COR-9701/66)

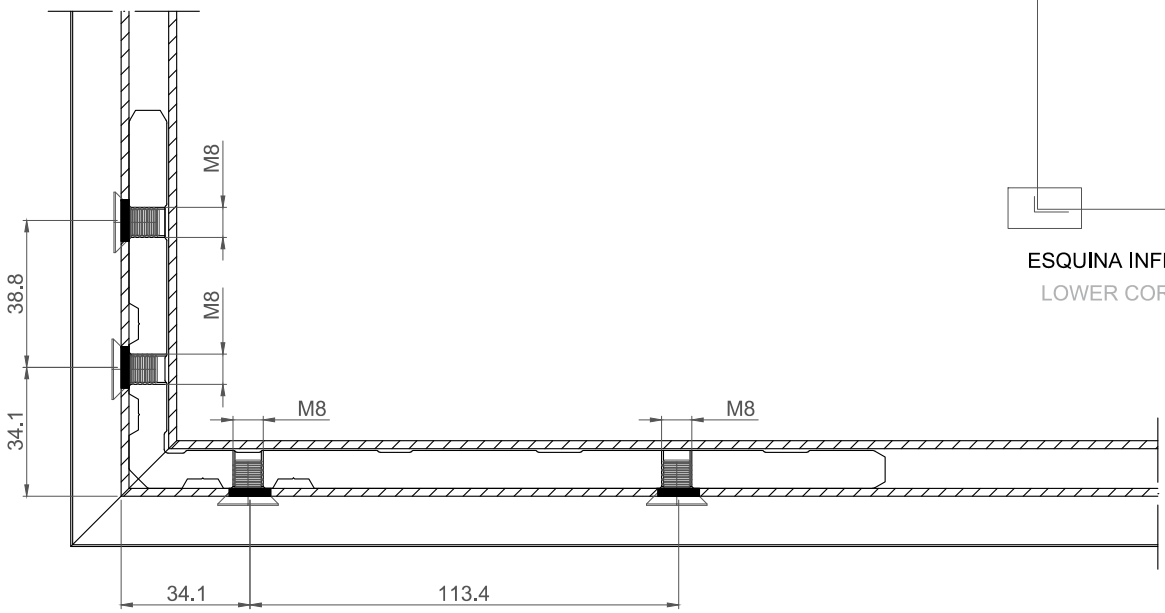

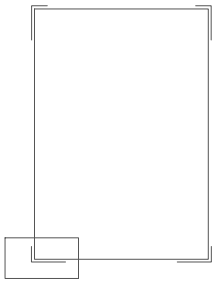

ESQUINA INFERIOR
LOWER CORNER

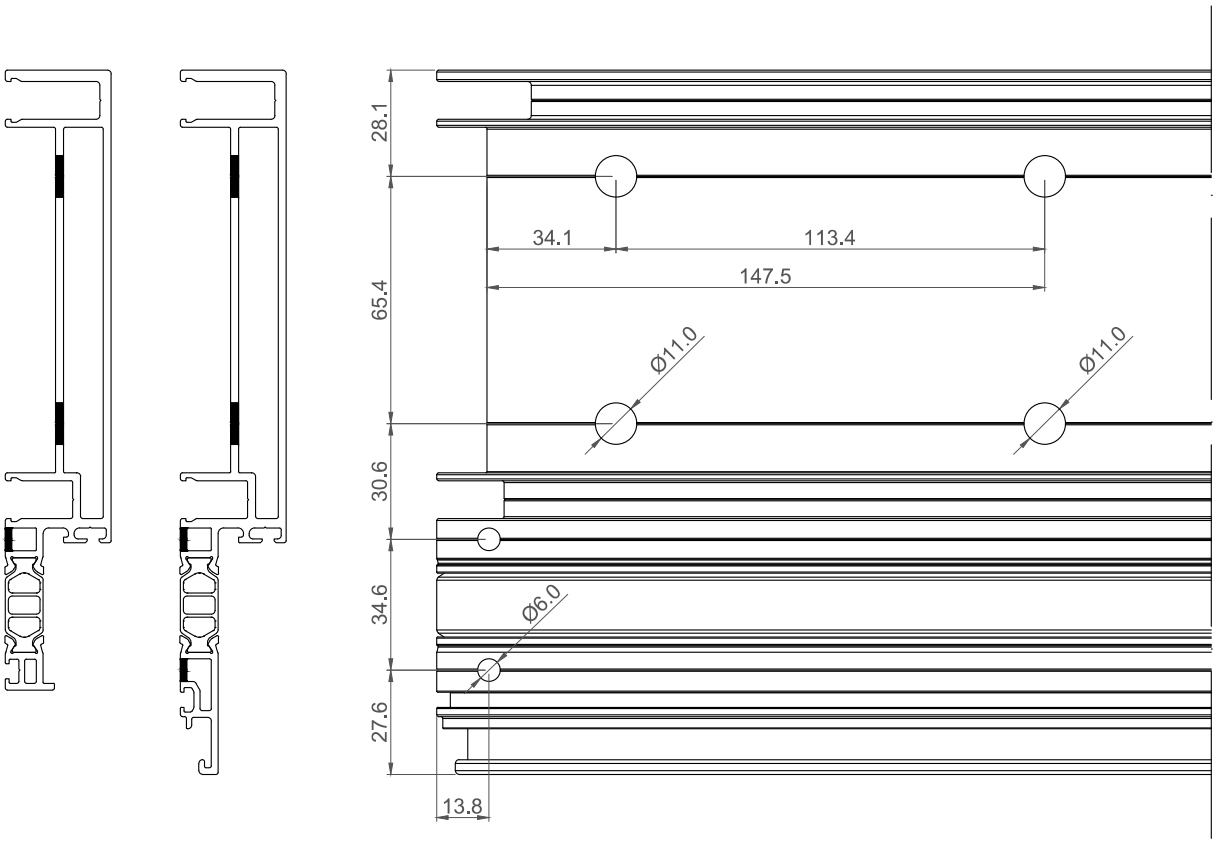

No se dispone escuadra secundaria exterior para el caso de acristalamiento estructural.
There is no external secondary cleat for the case of structural glazing.

MECANIZADO ESCUADRA PRINCIPAL (COR-9701/66) E 1:2

MAIN CLEAT MACHINING (COR-9701/66)

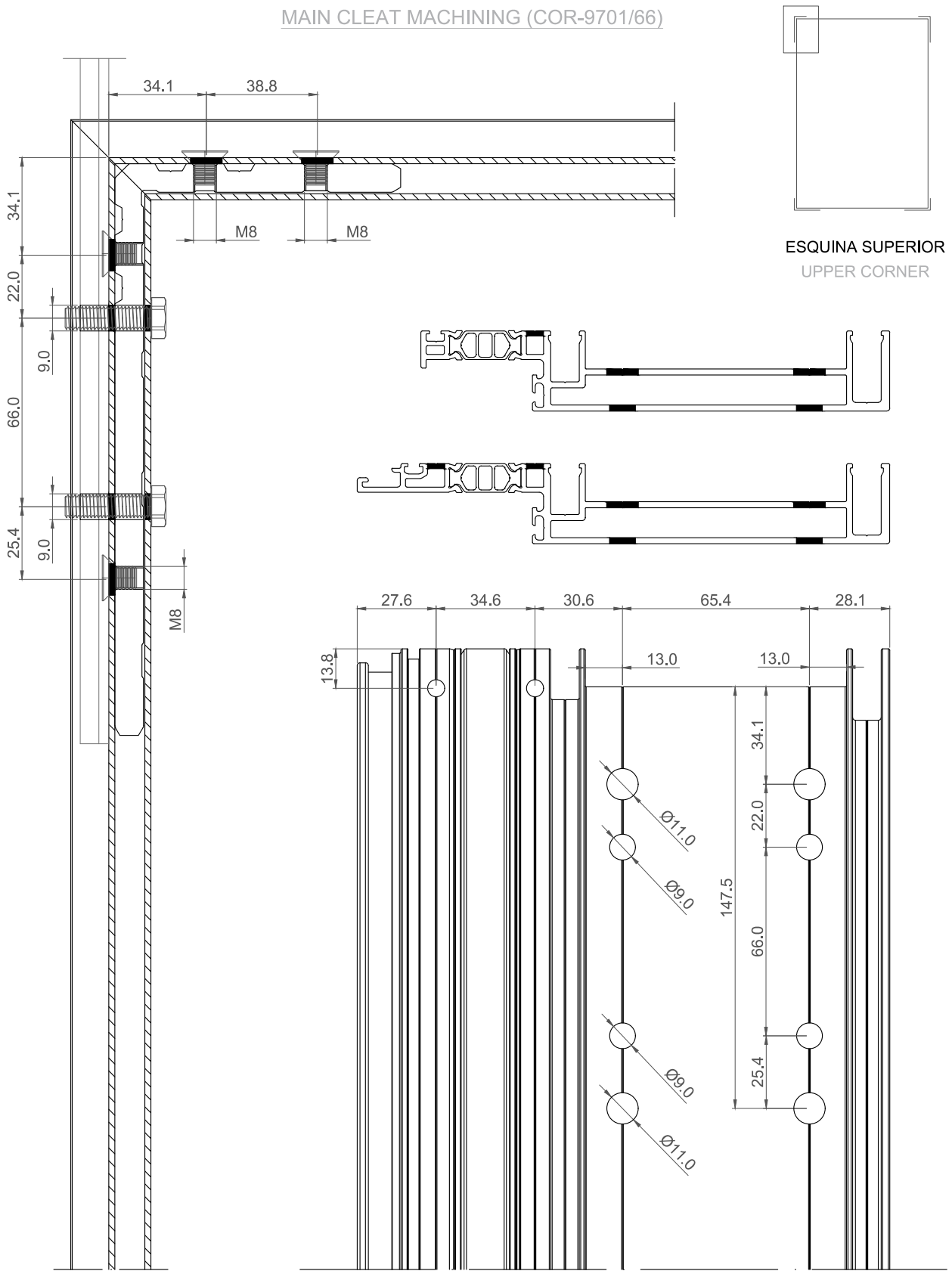

No se dispone escuadra secundaria exterior para el caso de acristalamiento estructural.
There is no external secondary cleat for the case of structural glazing.

MECANIZADO ESCUADRA PRINCIPAL (COR-9701/66)

E 1:2

MAIN CLEAT MACHINING (COR-9701/66)

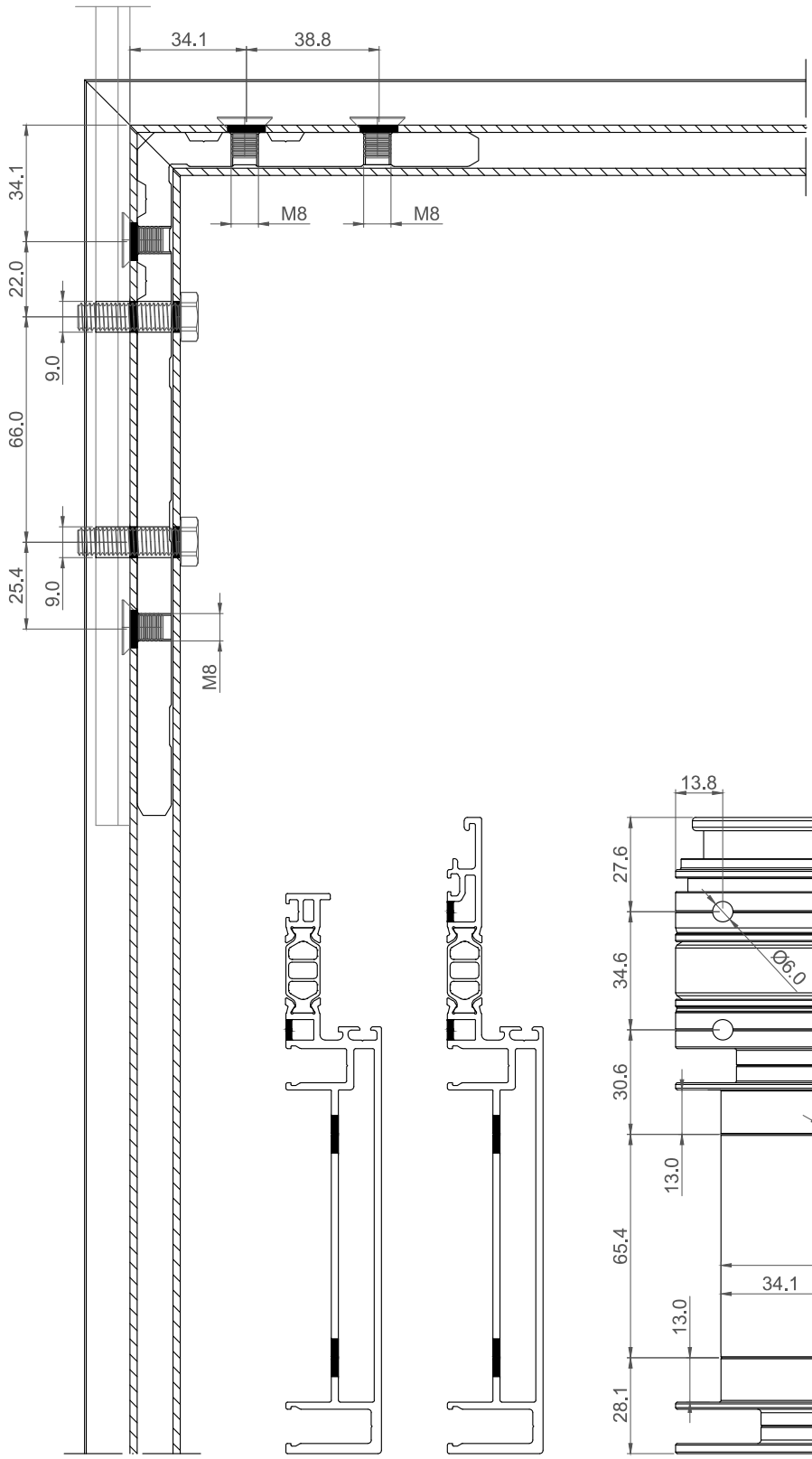

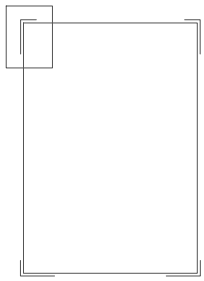

ESQUINA SUPERIOR
UPPER CORNER

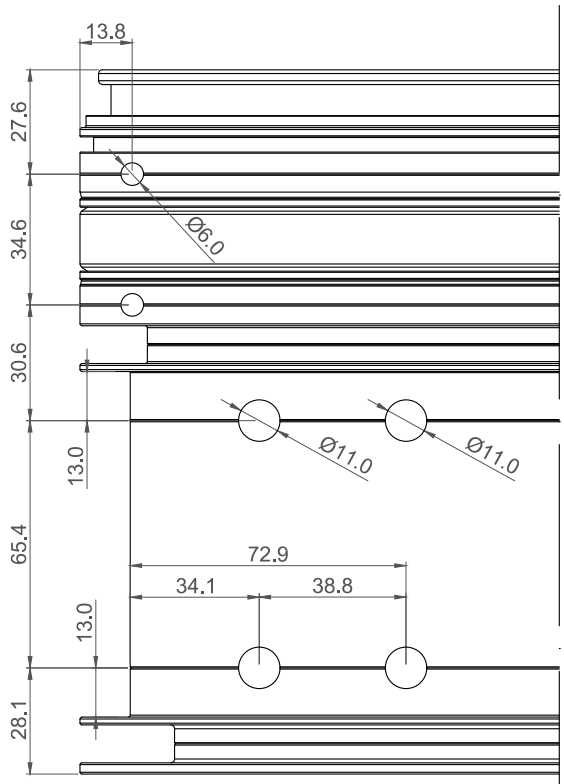

No se dispone escuadra secundaria exterior para el caso de acristalamiento estructural.
There is no external secondary cleat for the case of structural glazing.

MECANIZADO ESCUADRA PRINCIPAL (COR-9702/67)

E 1:2

MAIN CLEAT MACHINING (COR-9702/67)

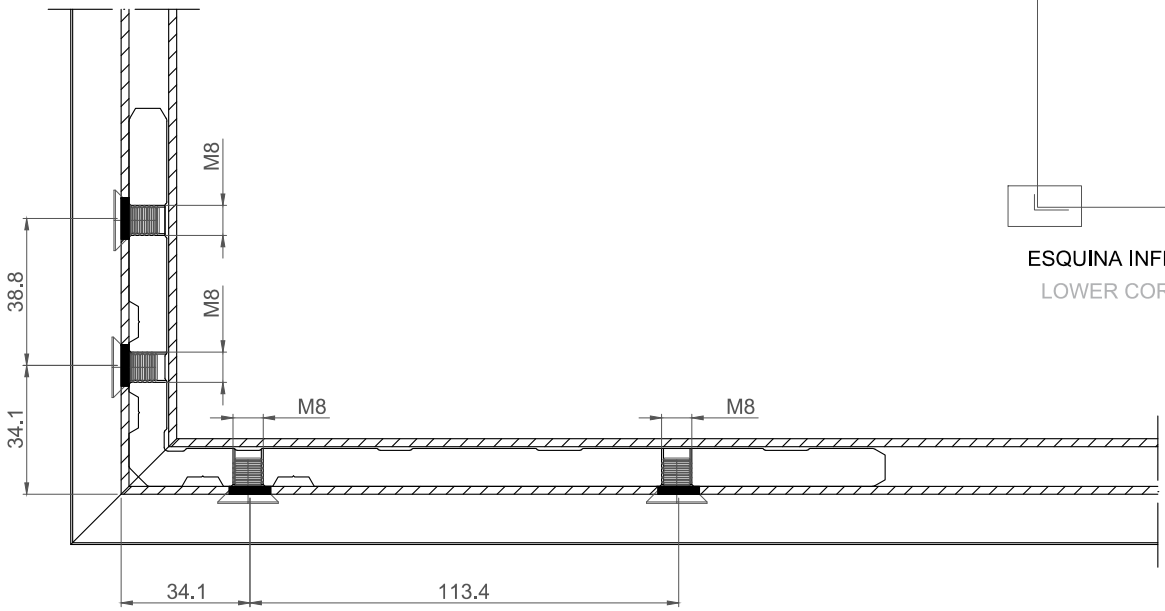

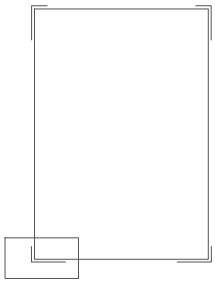

ESQUINA INFERIOR
LOWER CORNER

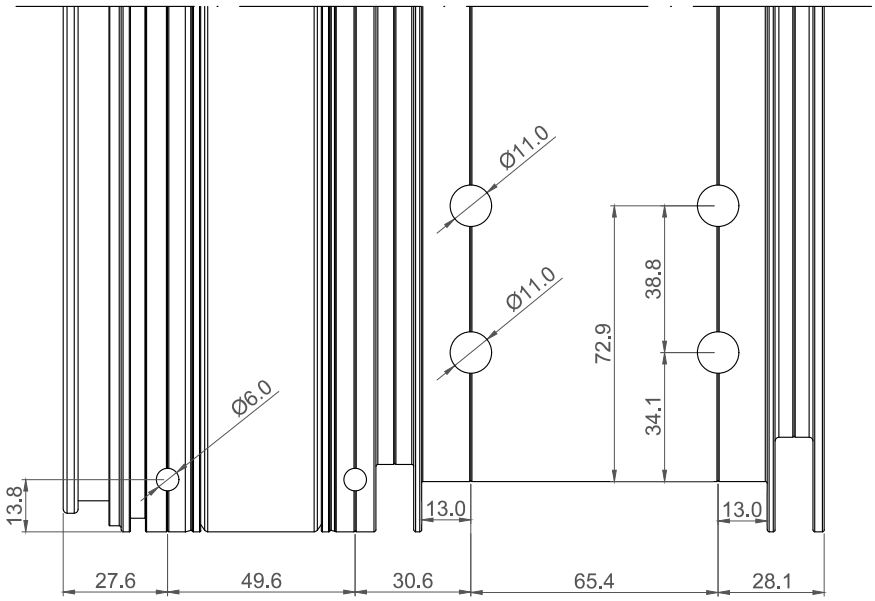

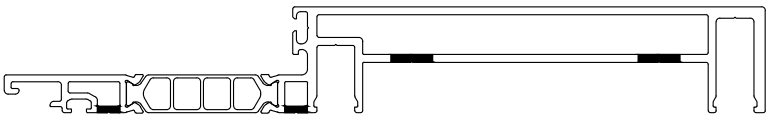

No se dispone escuadra secundaria exterior para el caso de acristalamiento estructural.
There is no external secondary cleat for the case of structural glazing.

MECANIZADO ESCUADRA PRINCIPAL (COR-9702/67)

E 1:2

MAIN CLEAT MACHINING (COR-9702/67)

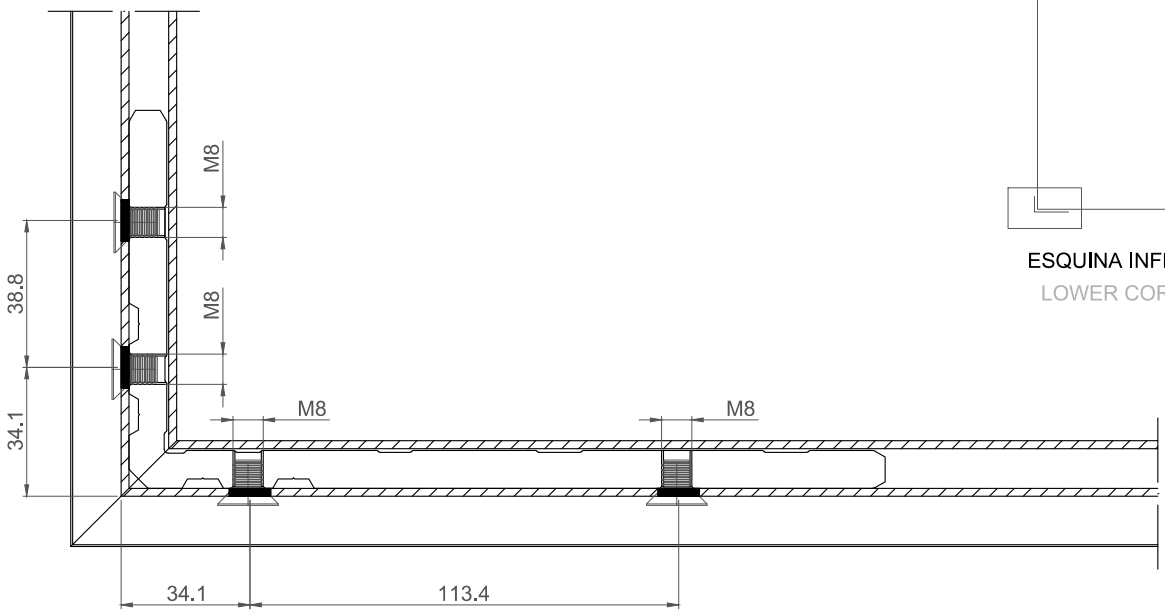

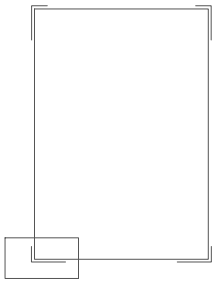

ESQUINA INFERIOR
LOWER CORNER

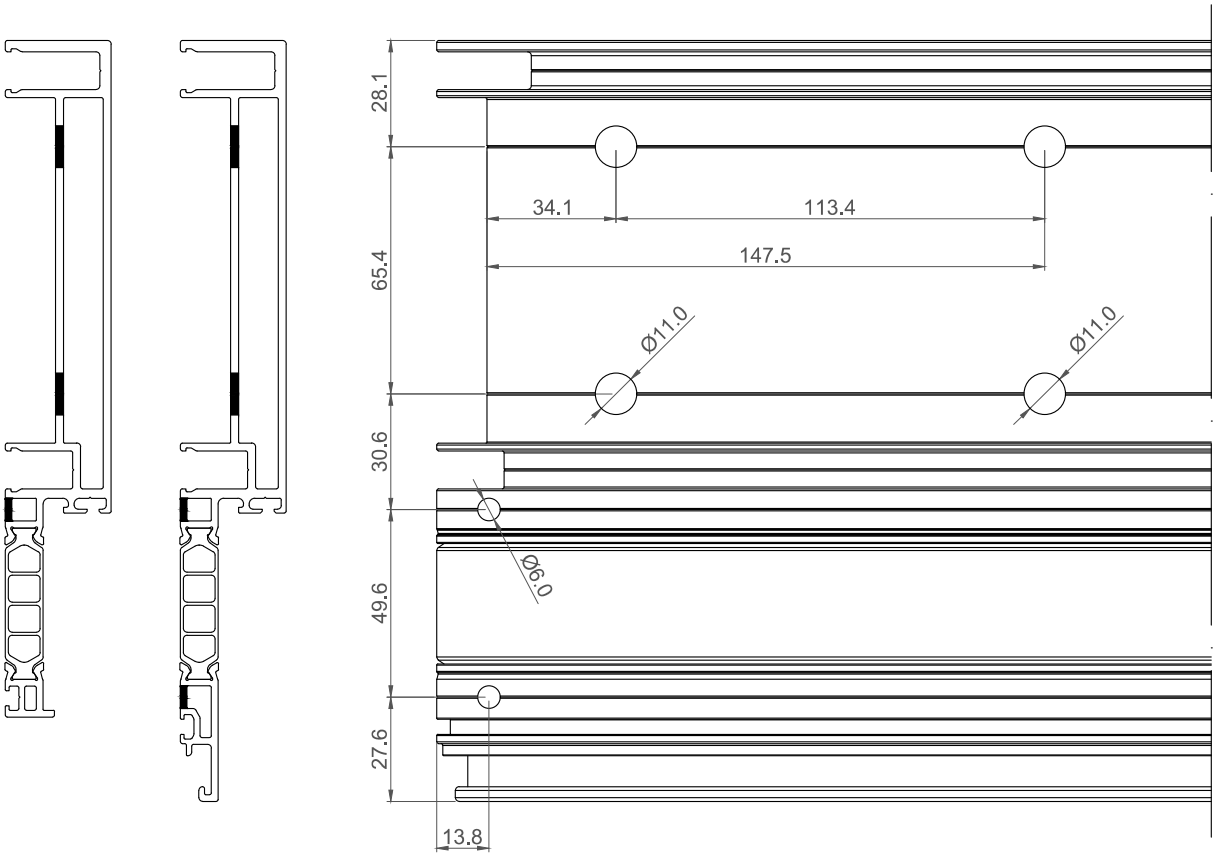

No se dispone escuadra secundaria exterior para el caso de acristalamiento estructural.
There is no external secondary cleat for the case of structural glazing.

MECANIZADO ESCUADRA PRINCIPAL (COR-9702/67) E 1:2

MAIN CLEAT MACHINING (COR-9702/67)

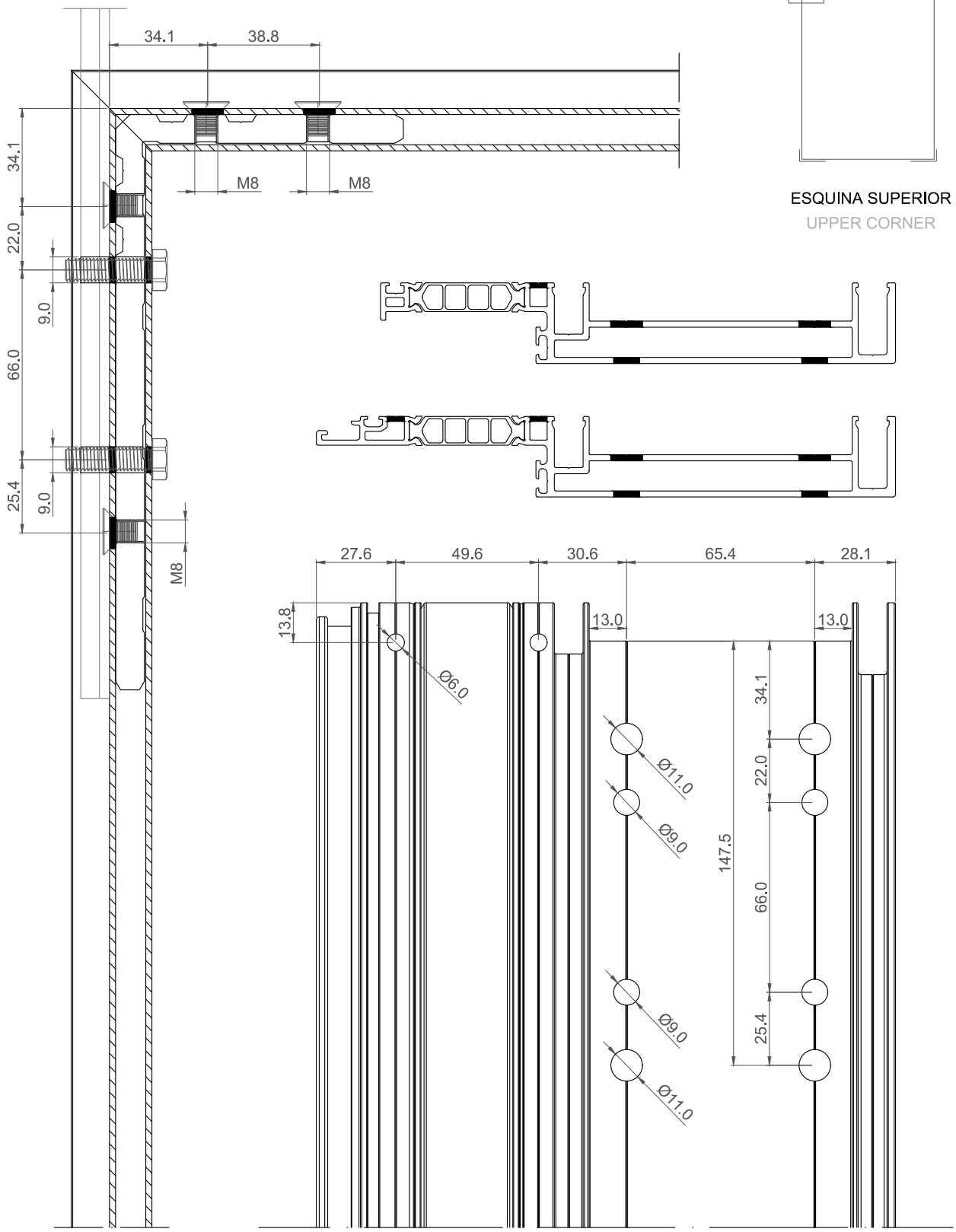

No se dispone escuadra secundaria exterior para el caso de acristalamiento estructural.
There is no external secondary cleat for the case of structural glazing.

MECANIZADO ESCUADRA PRINCIPAL (COR-9702/67)

E 1:2

MAIN CLEAT MACHINING (COR-9702/67)

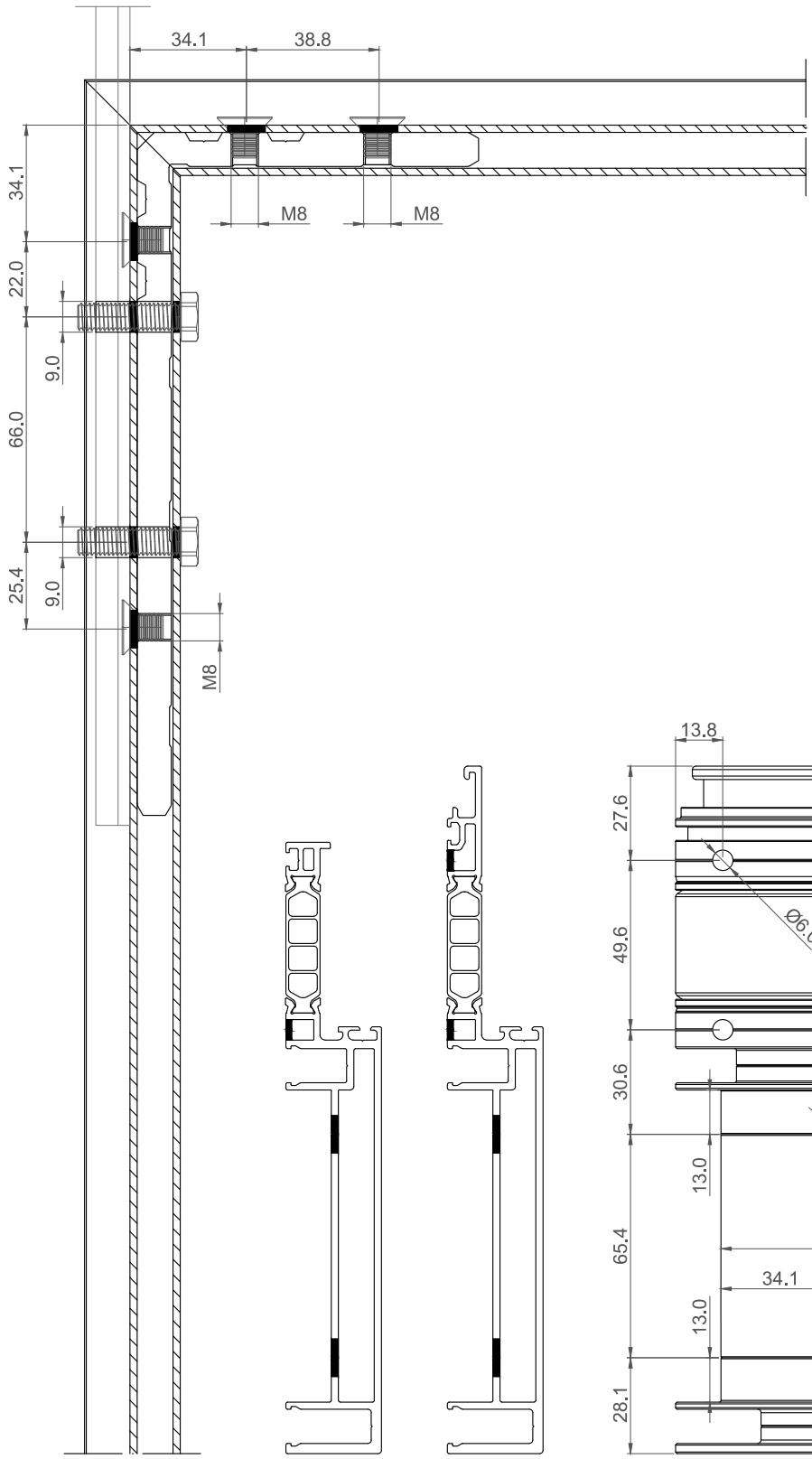

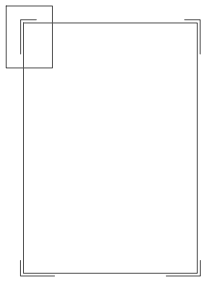

ESQUINA SUPERIOR
UPPER CORNER

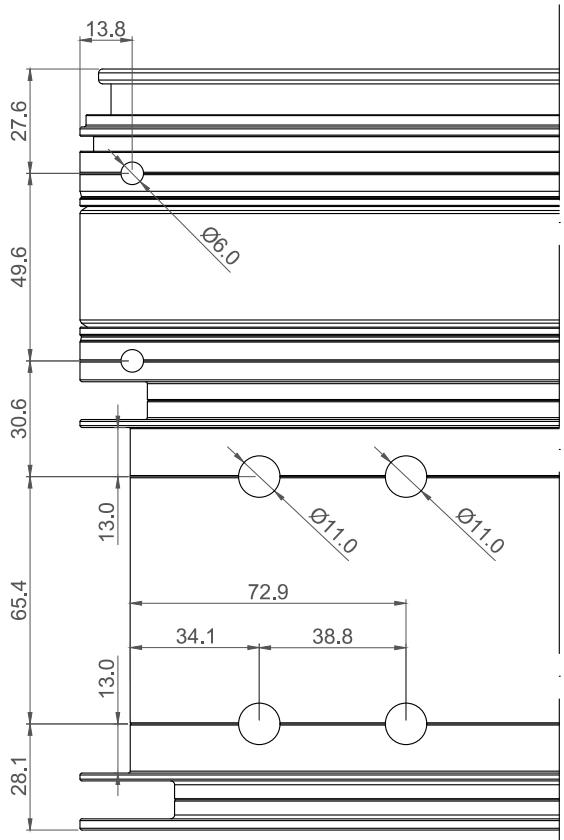

No se dispone escuadra secundaria exterior para el caso de acristalamiento estructural.
There is no external secondary cleat for the case of structural glazing.

MECANIZADO ESCUADRA PRINCIPAL (COR-9703/68)

E 1:2

MAIN CLEAT MACHINING (COR-9703/68)

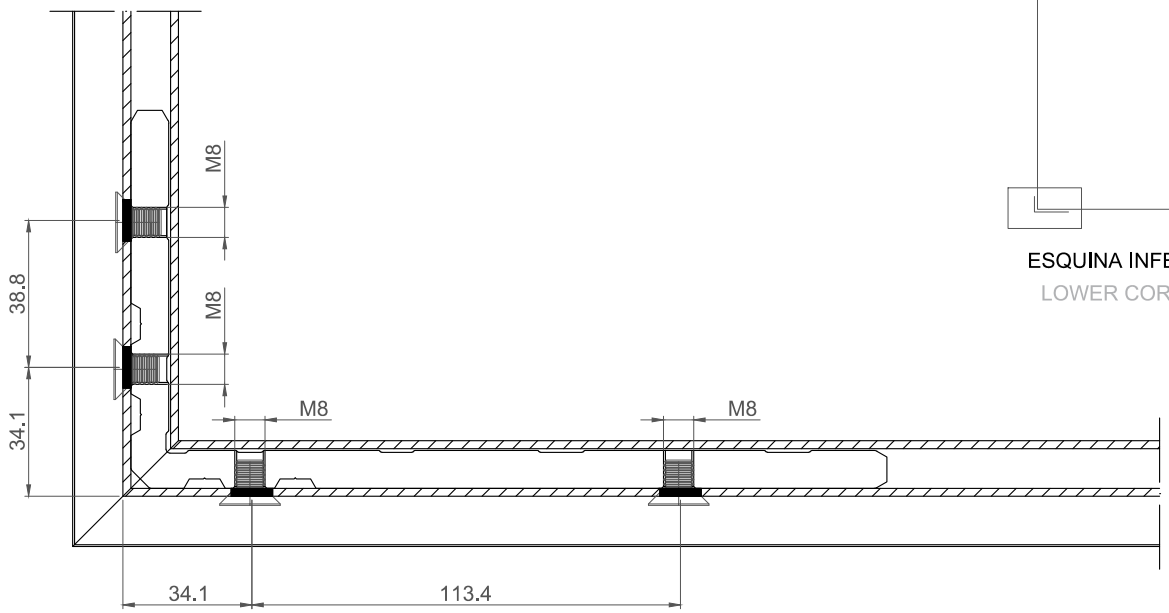

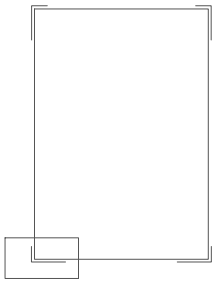

ESQUINA INFERIOR
LOWER CORNER

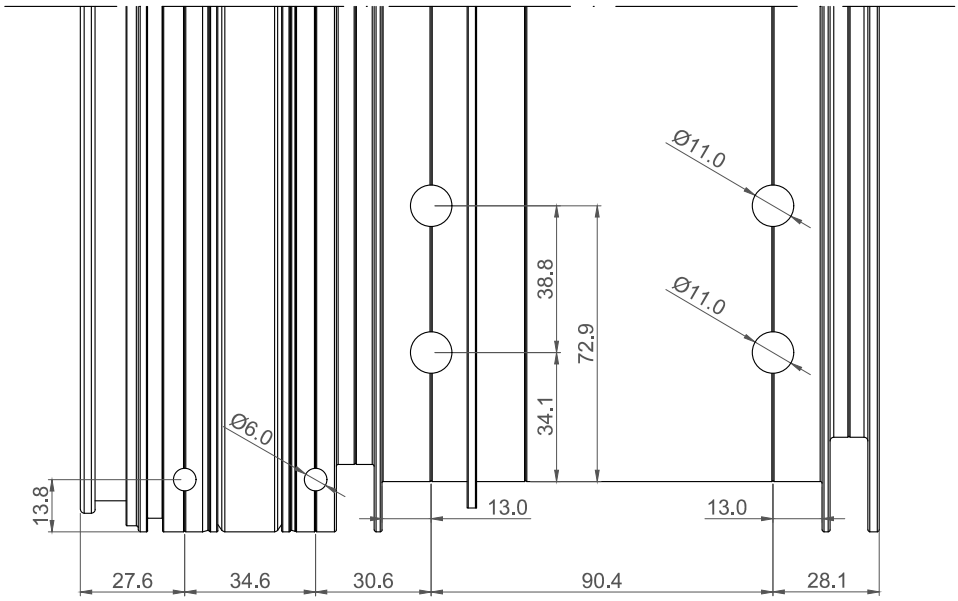

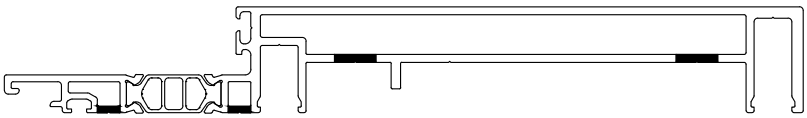

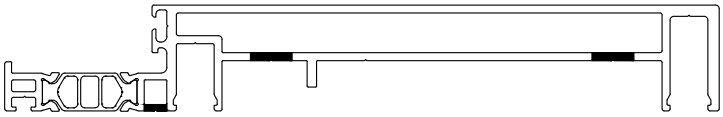

No se dispone escuadra secundaria exterior para el caso de acristalamiento estructural.
There is no external secondary cleat for the case of structural glazing.

MECANIZADO ESCUADRA PRINCIPAL (COR-9703/68)

E 1:2

MAIN CLEAT MACHINING (COR-9703/68)

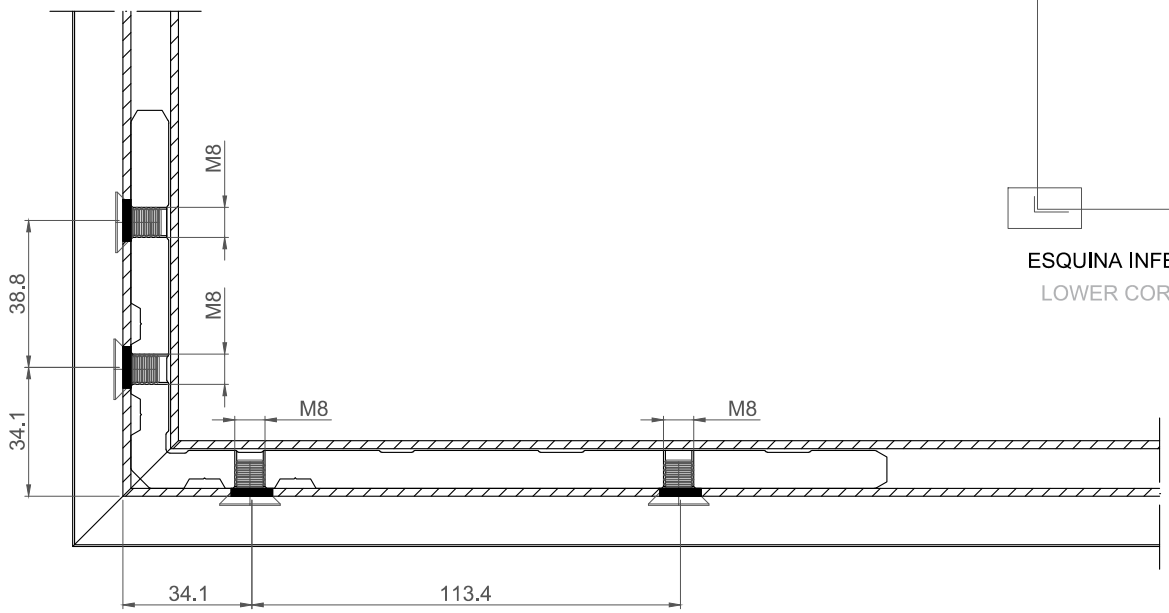

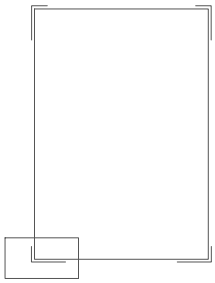

ESQUINA INFERIOR
LOWER CORNER

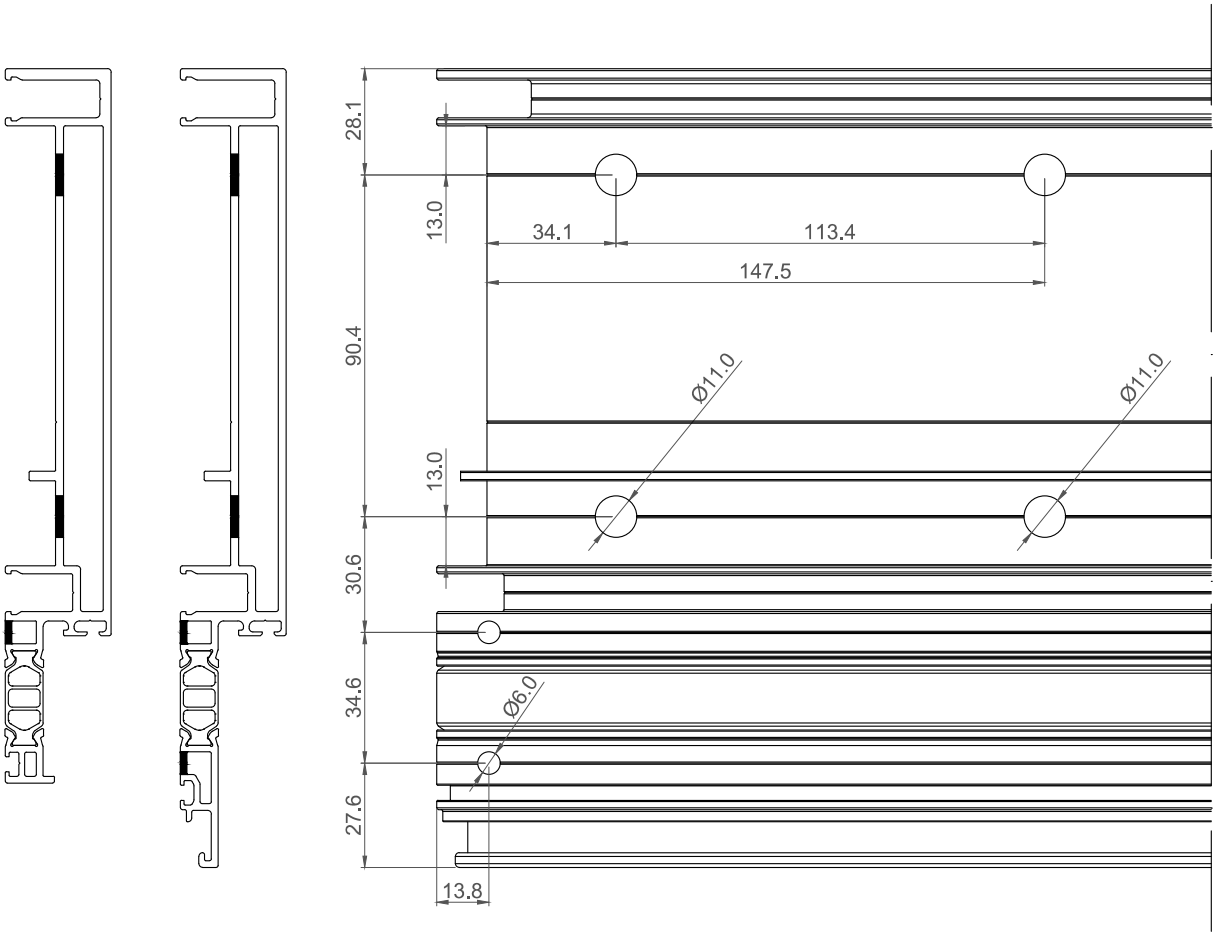

No se dispone escuadra secundaria exterior para el caso de acristalamiento estructural.
There is no external secondary cleat for the case of structural glazing.

MECANIZADO ESCUADRA PRINCIPAL (COR-9703/68) E 1:2

MAIN CLEAT MACHINING (COR-9703/68)

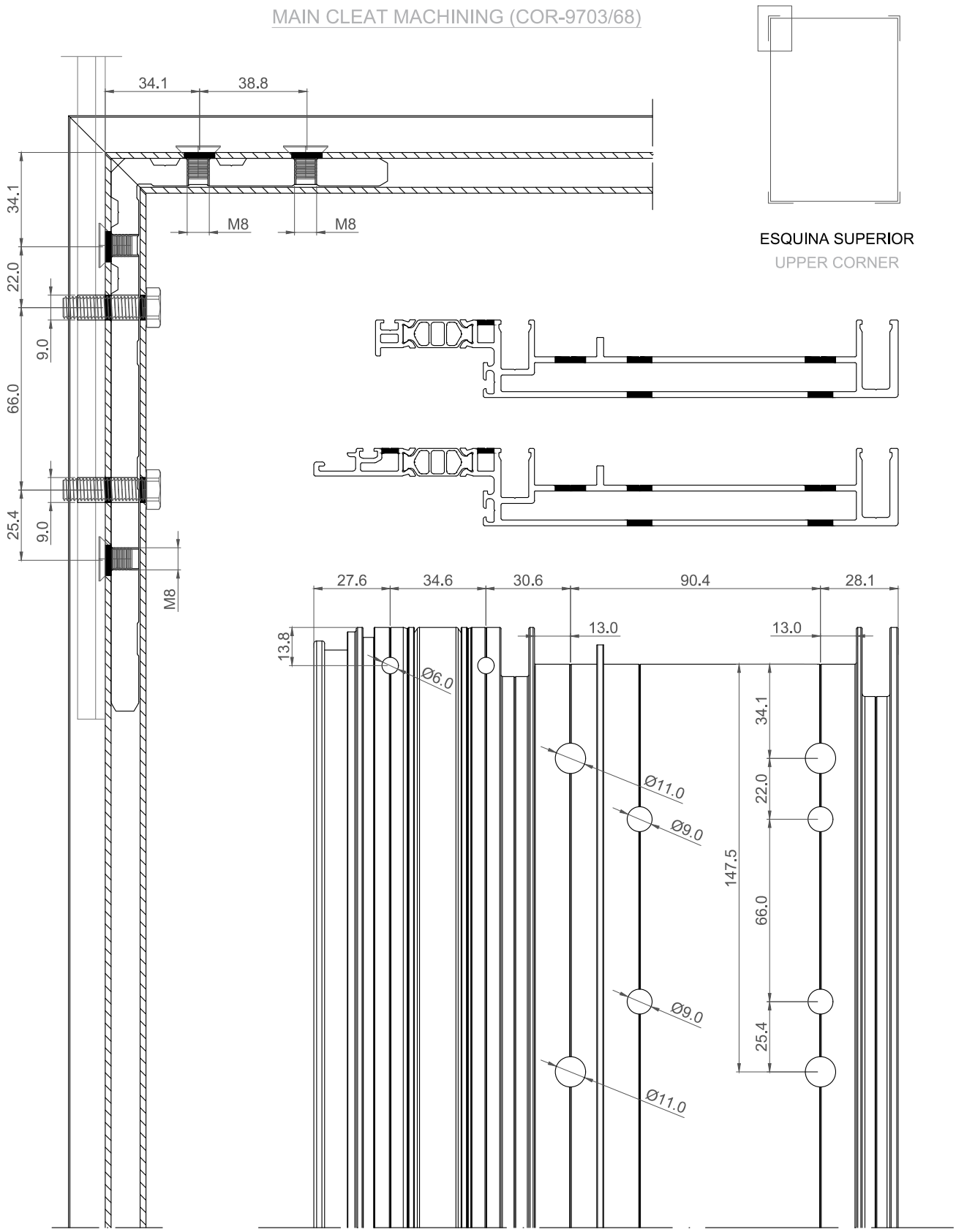

No se dispone escuadra secundaria exterior para el caso de acristalamiento estructural.
There is no external secondary cleat for the case of structural glazing.

MECANIZADO ESCUADRA PRINCIPAL (COR-9703/68)

E 1:2

MAIN CLEAT MACHINING (COR-9703/68)

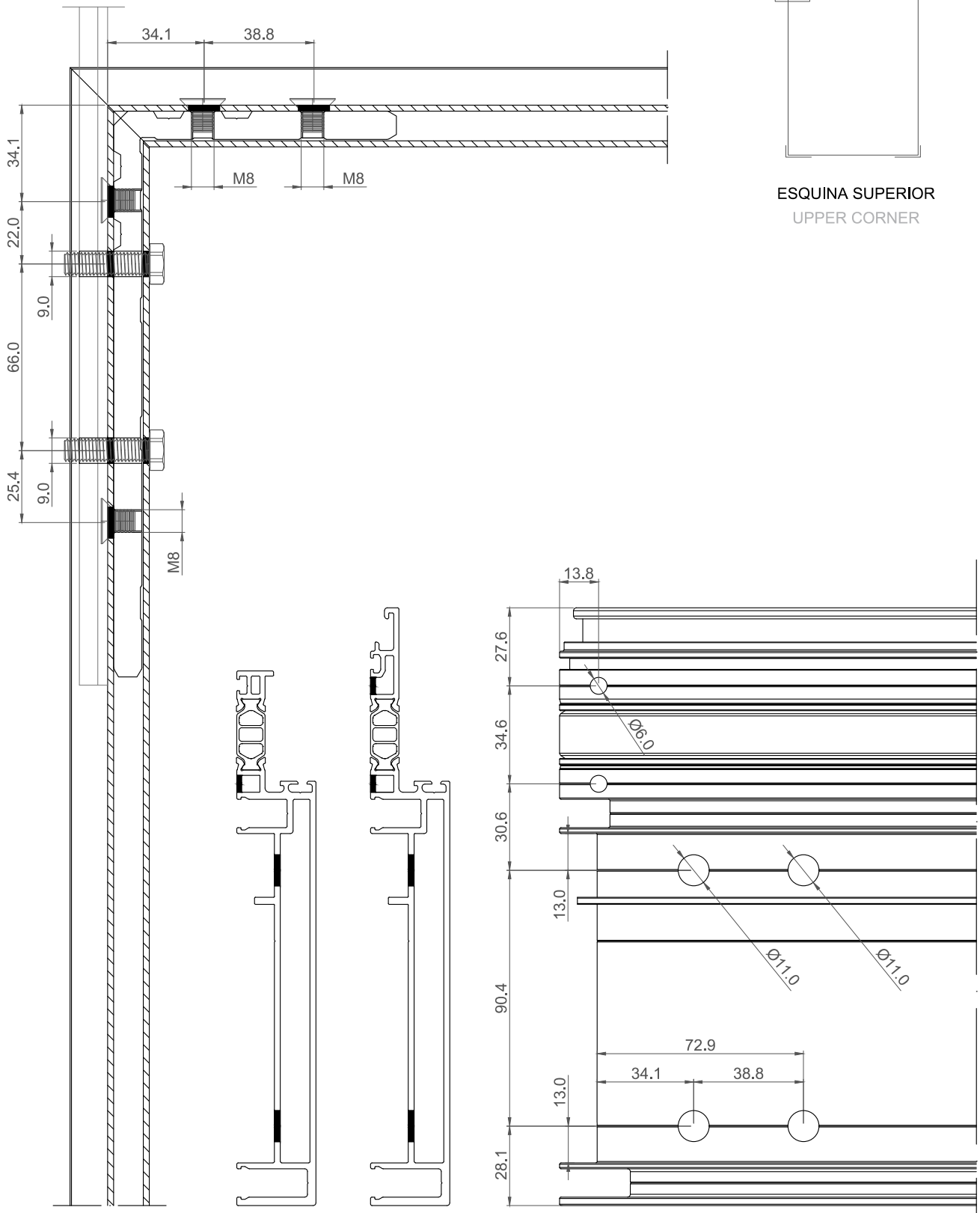

ESQUINA SUPERIOR
UPPER CORNER

No se dispone escuadra secundaria exterior para el caso de acristalamiento estructural.
There is no external secondary cleat for the case of structural glazing.

MECANIZADO ESCUADRA PRINCIPAL (COR-9704/69) E 1:2

MAIN CLEAT MACHINING (COR-9704/69)

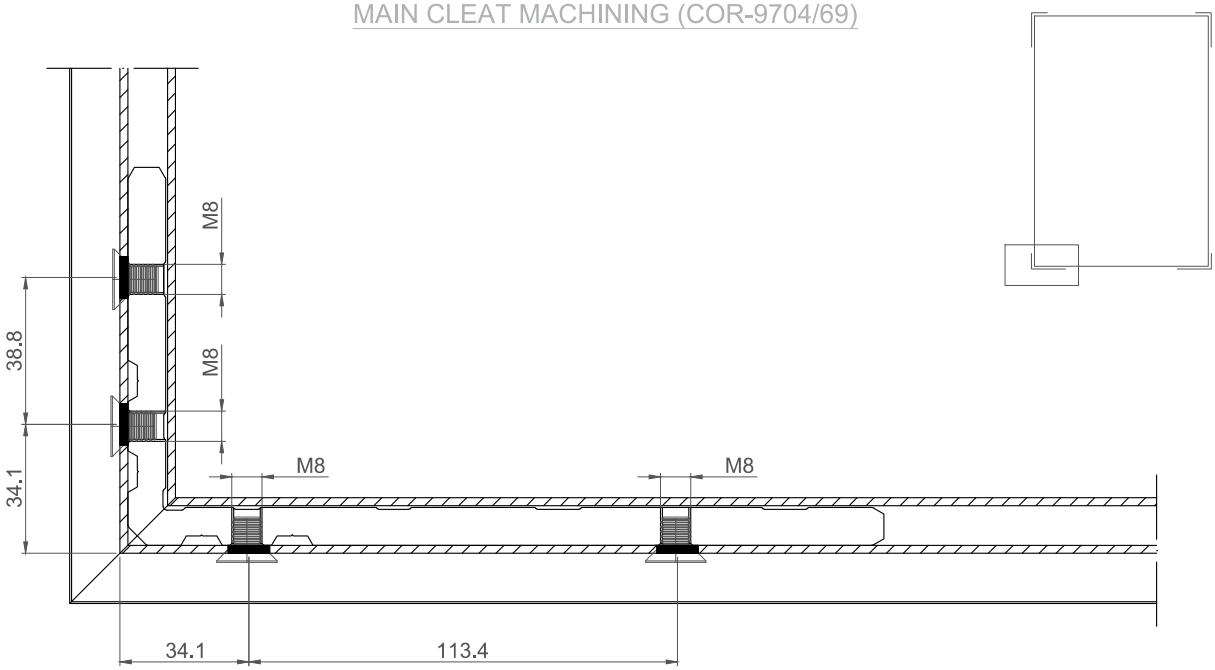

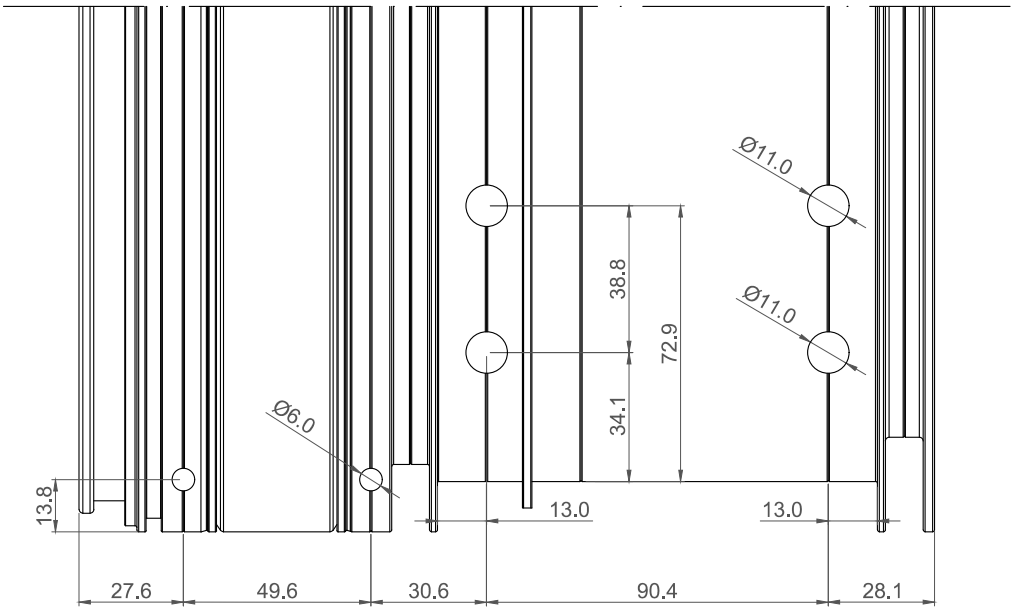

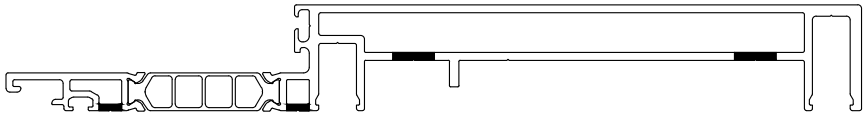

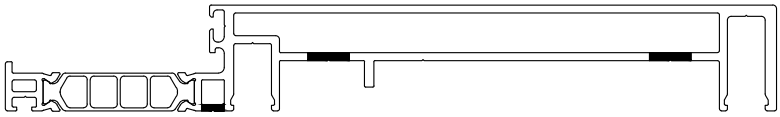

No se dispone escuadra secundaria exterior para el caso de acristalamiento estructural.
There is no external secondary cleat for the case of structural glazing.

MECANIZADO ESCUADRA PRINCIPAL (COR-9704/69) E 1:2

MAIN CLEAT MACHINING (COR-9704/69)

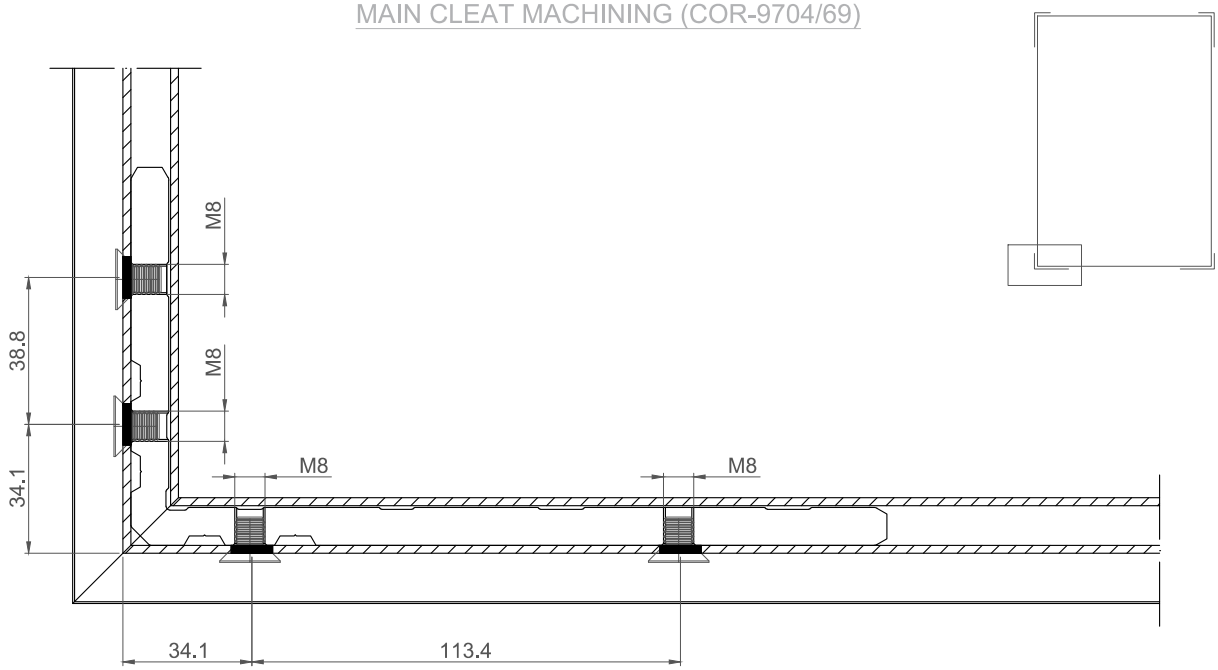

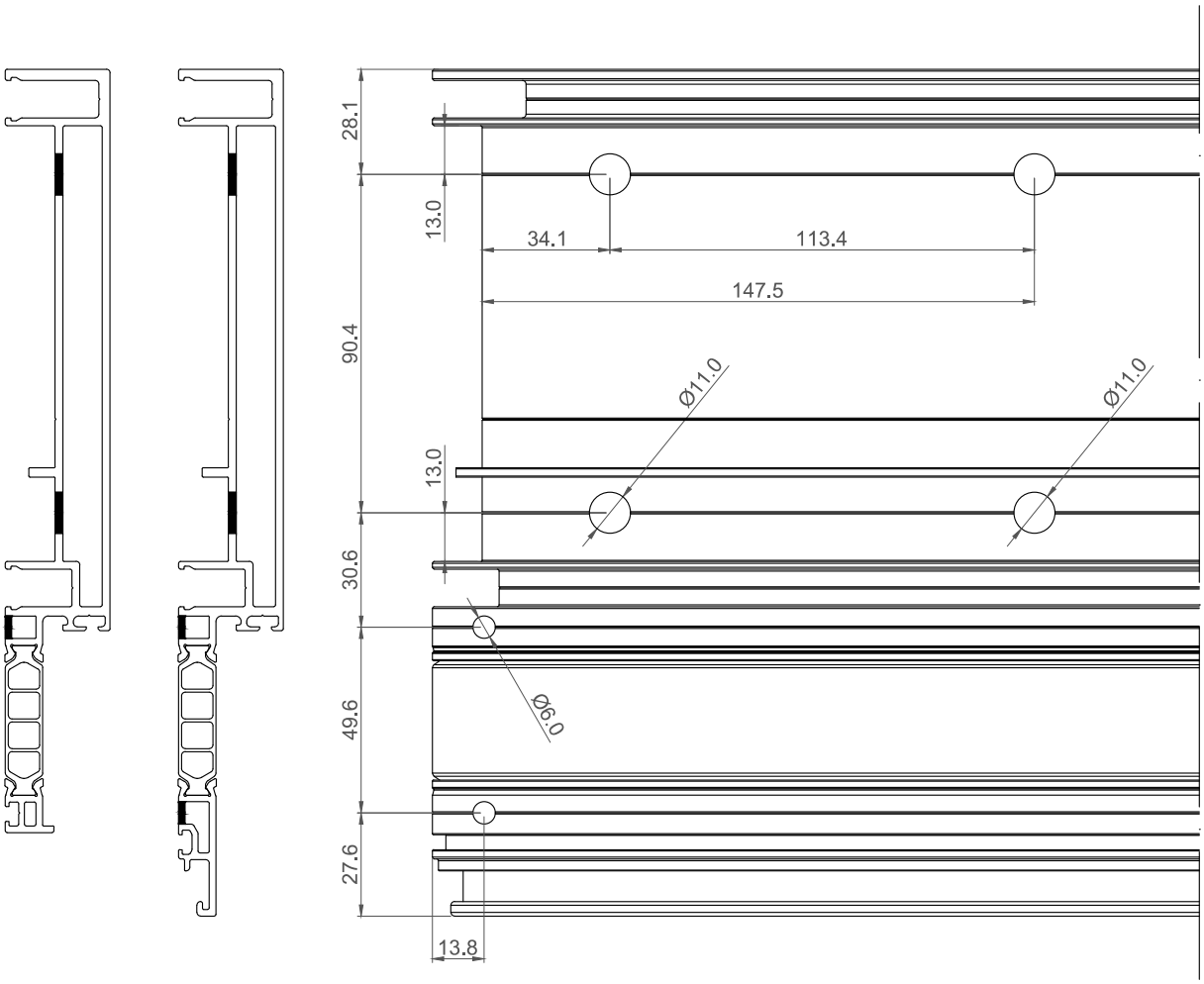

No se dispone escuadra secundaria exterior para el caso de acristalamiento estructural.
There is no external secondary cleat for the case of structural glazing.

MECANIZADO ESCUADRA PRINCIPAL (COR-9704/69) E 1:2

MAIN CLEAT MACHINING (COR-9704/69)

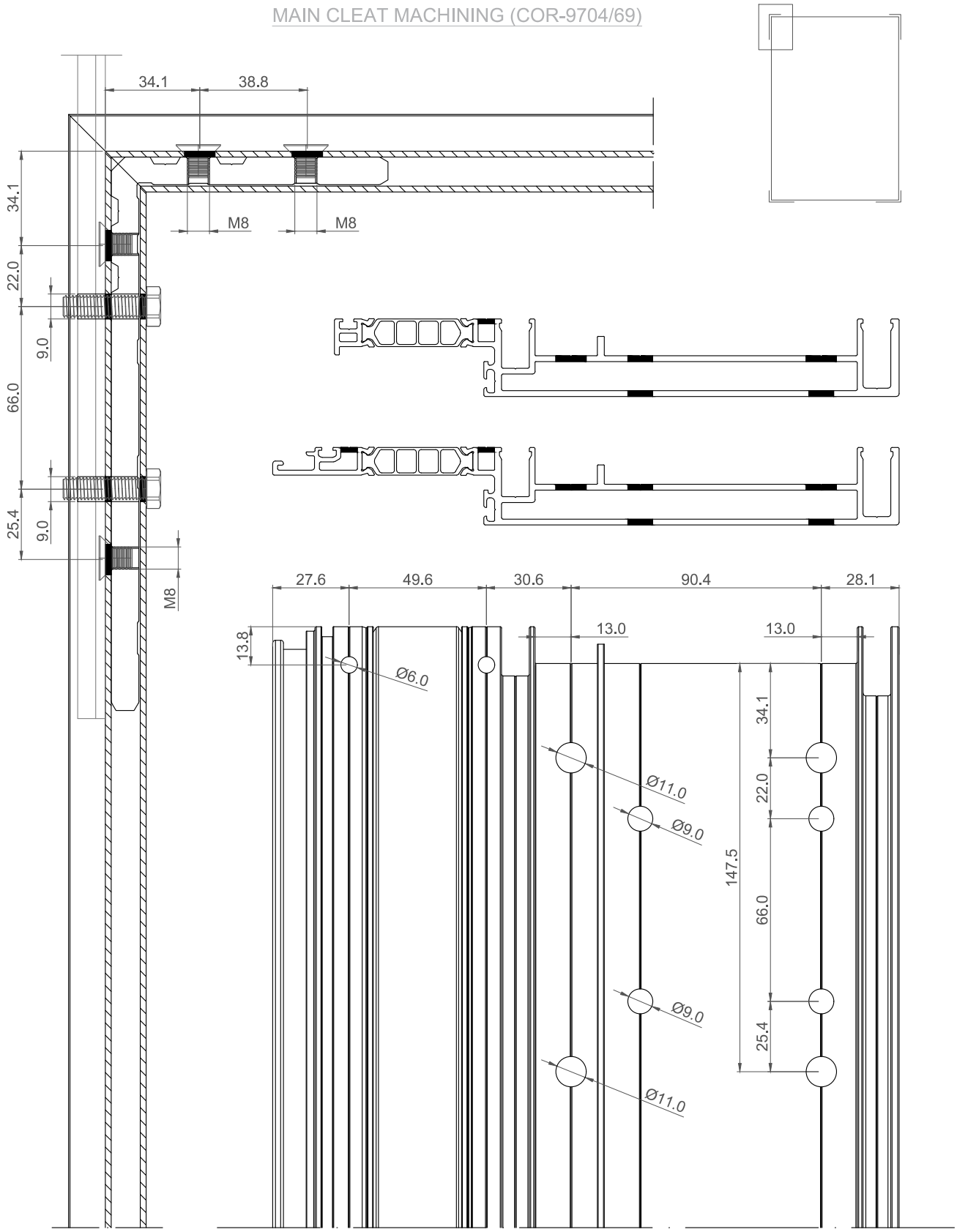

No se dispone escuadra secundaria exterior para el caso de acristalamiento estructural.
There is no external secondary cleat for the case of structural glazing.

MECANIZADO ESCUADRA PRINCIPAL (COR-9704/69) E 1:2

MAIN CLEAT MACHINING (COR-9704/69)

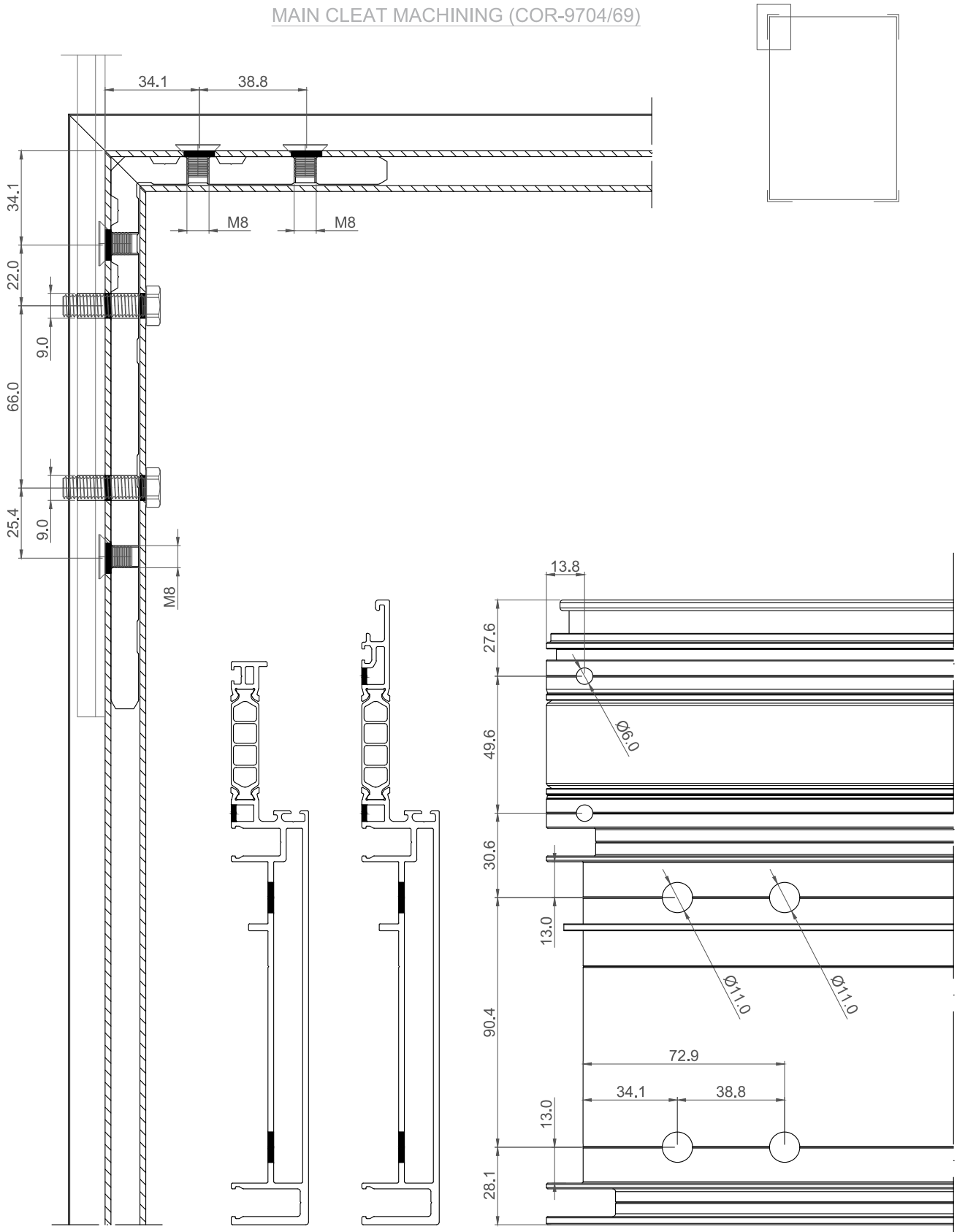

No se dispone escuadra secundaria exterior para el caso de acristalamiento estructural.
There is no external secondary cleat for the case of structural glazing.

MECANIZADO ESCUADRA SECUNDARIA

E 1:2

SECONDARY CLEAT MACHINING

CON POLIAMIDA DE 25 mm.
WITH 25 mm. POLYAMIDE

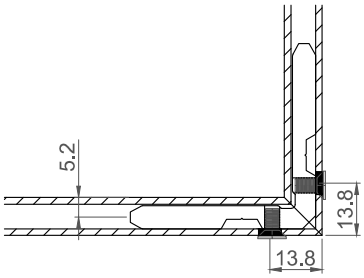

No se dispone escuadra secundaria exterior para el caso de acristalamiento estructural.
There is no external secondary cleat for the case of structural glazing.

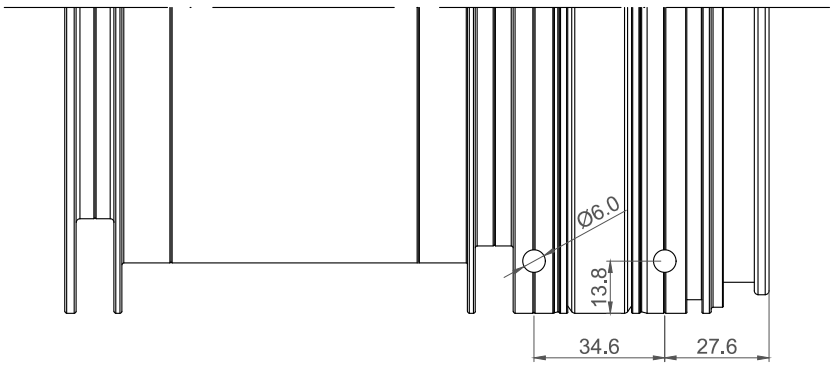

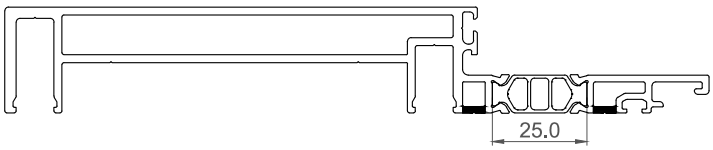

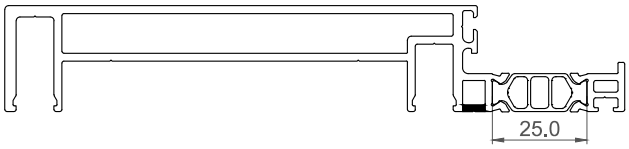

CON POLIAMIDA DE 40 mm.
WITH 40 mm. POLYAMIDE

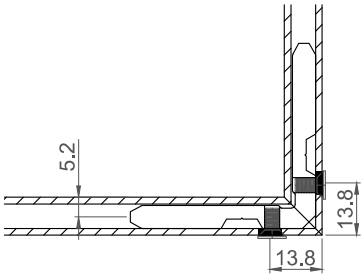

No se dispone escuadra secundaria exterior para el caso de acristalamiento estructural.
There is no external secondary cleat for the case of structural glazing.

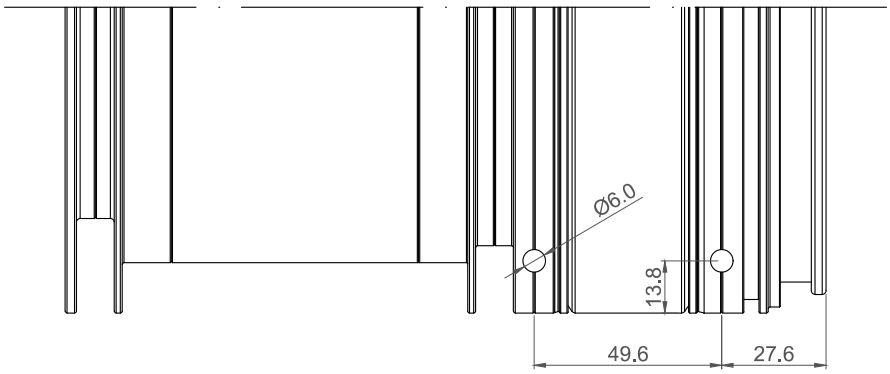

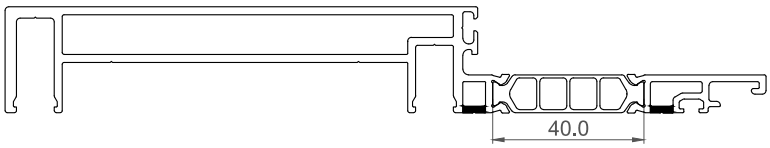

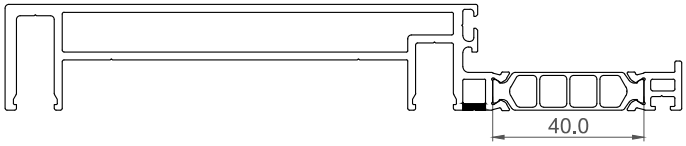

MECANIZADO ANCLAJE CENTRAL (COR-9701/66) E 1:2

CENTRAL ANCHOR MACHINING (COR-9701/66)

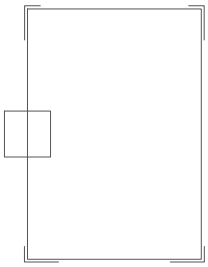

CENTRAL
CENTRAL

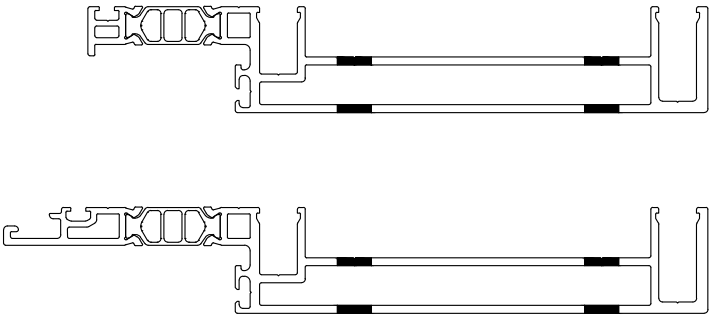

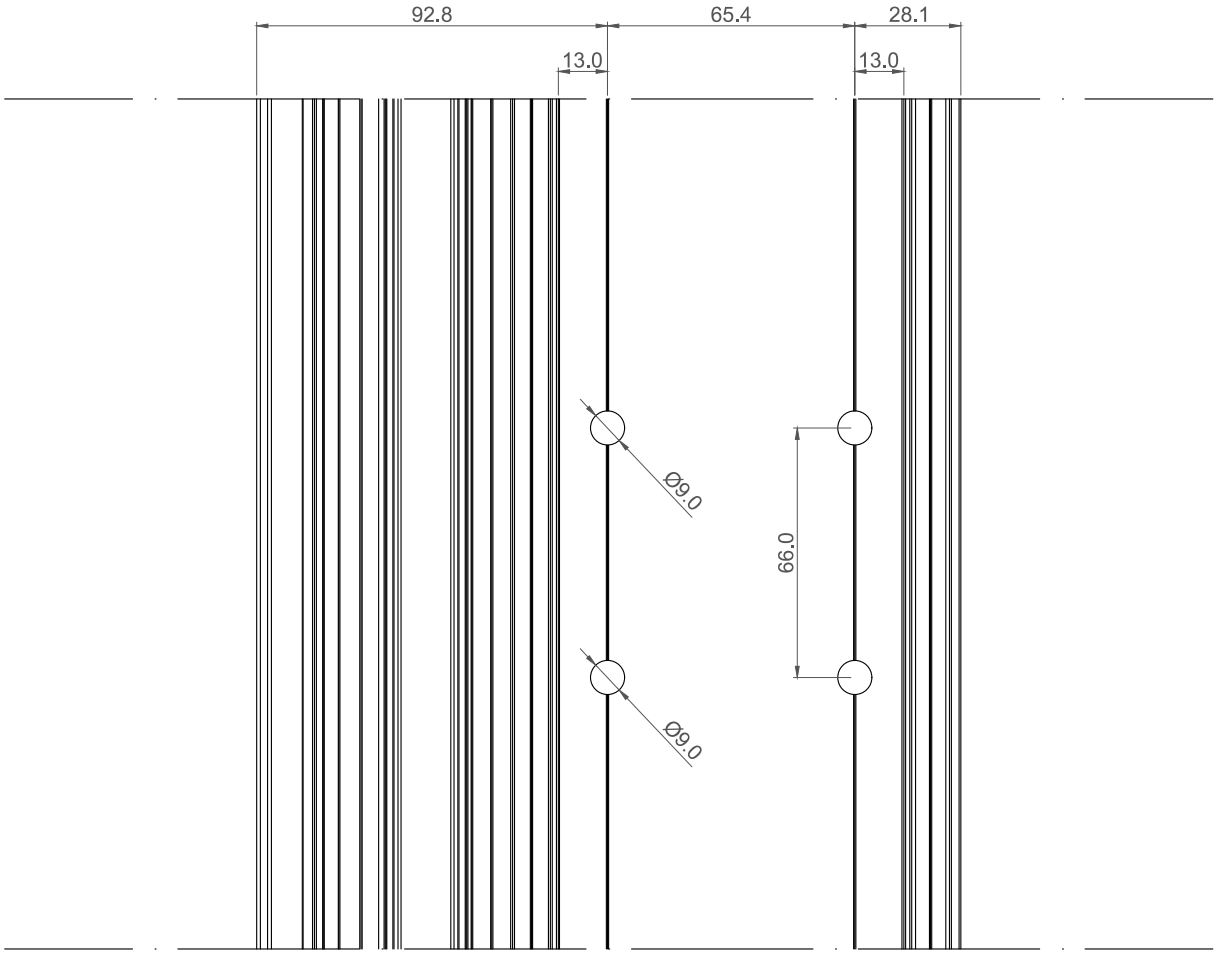

MECANIZADO ANCLAJE CENTRAL (COR-9702/67) E 1:2

CENTRAL ANCHOR MACHINING (COR-9702/67)

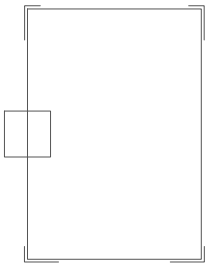

CENTRAL
CENTRAL

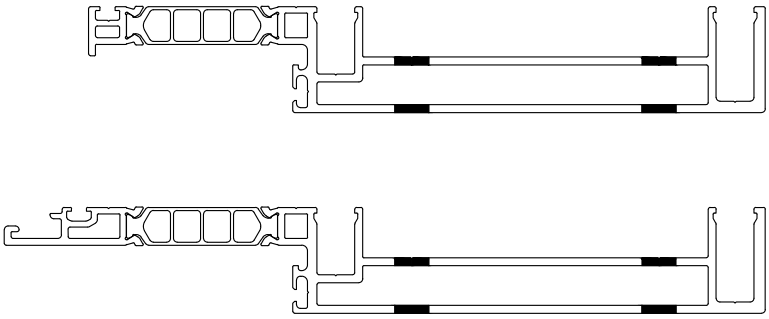

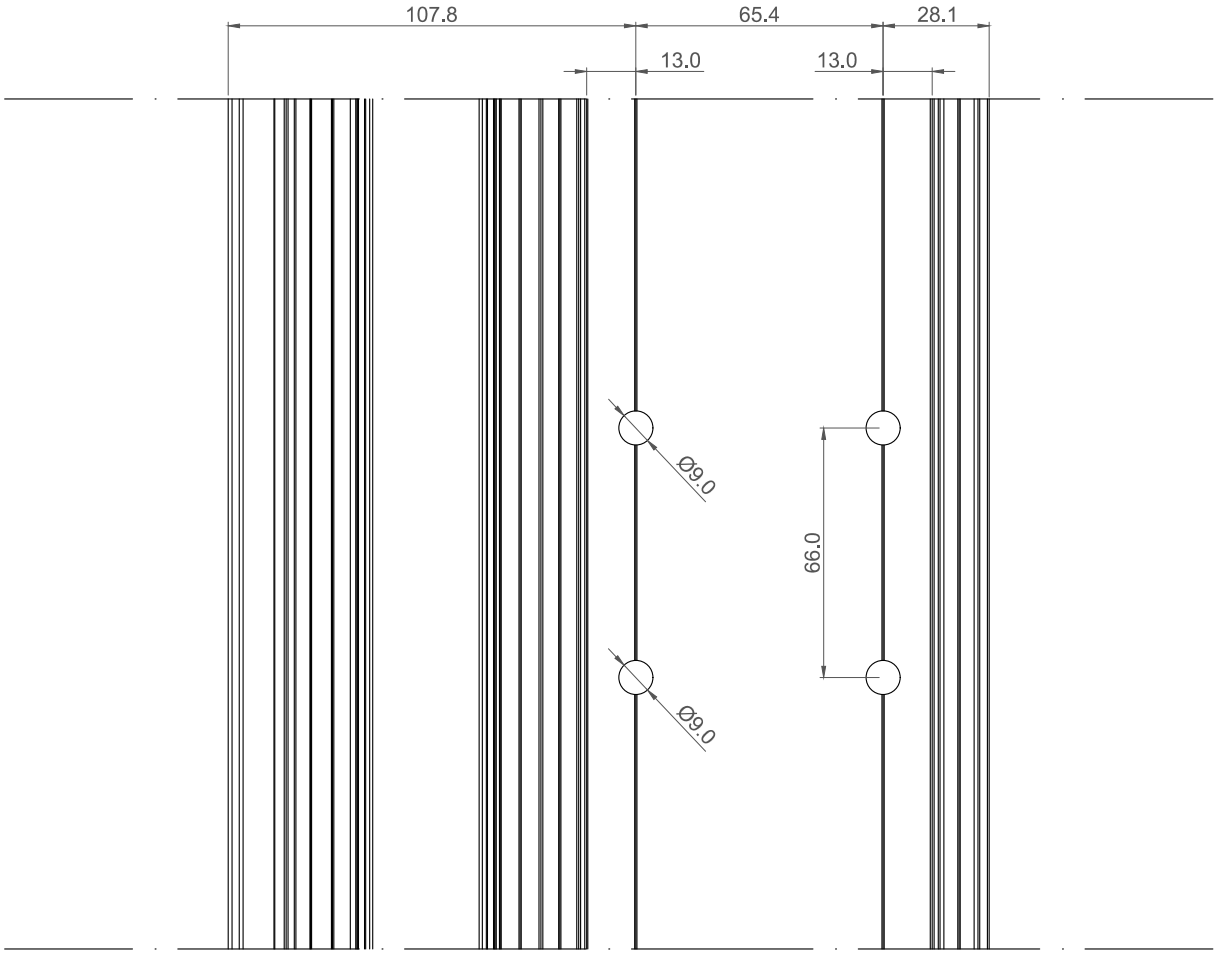

MECANIZADO ANCLAJE CENTRAL (COR-9703/68) E 1:2

CENTRAL ANCHOR MACHINING (COR-9703/68)

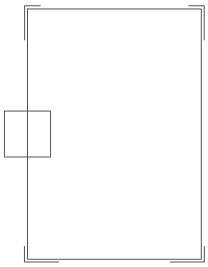

CENTRAL
CENTRAL

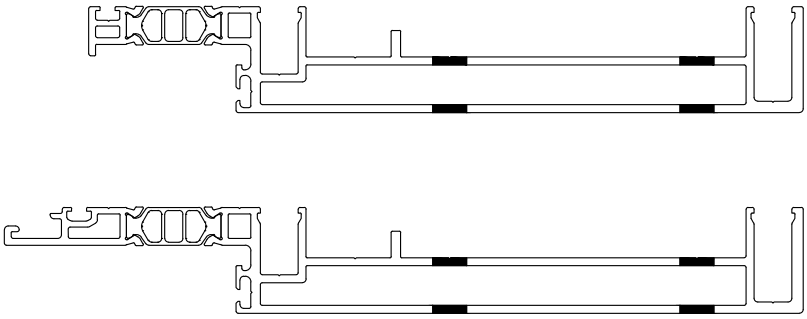

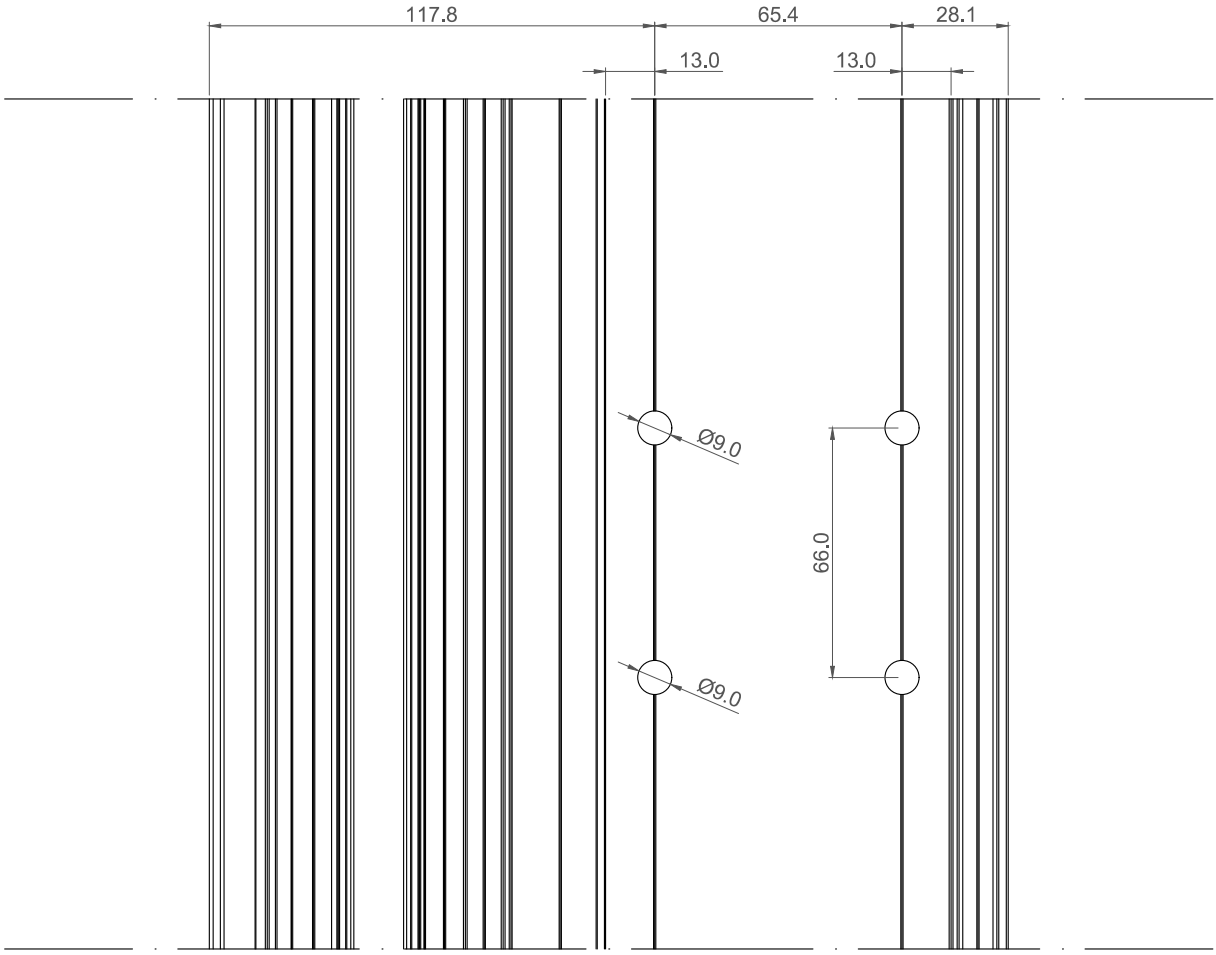

MECANIZADO ANCLAJE CENTRAL (COR-9704/69) E 1:2

CENTRAL ANCHOR MACHINING (COR-9704/69)

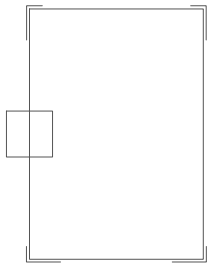

CENTRAL
CENTRAL

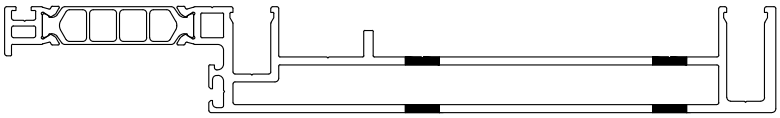

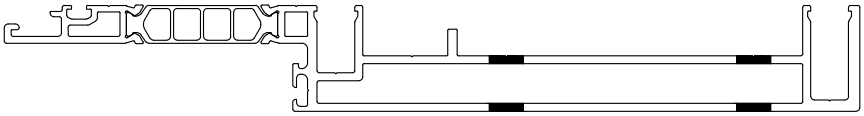

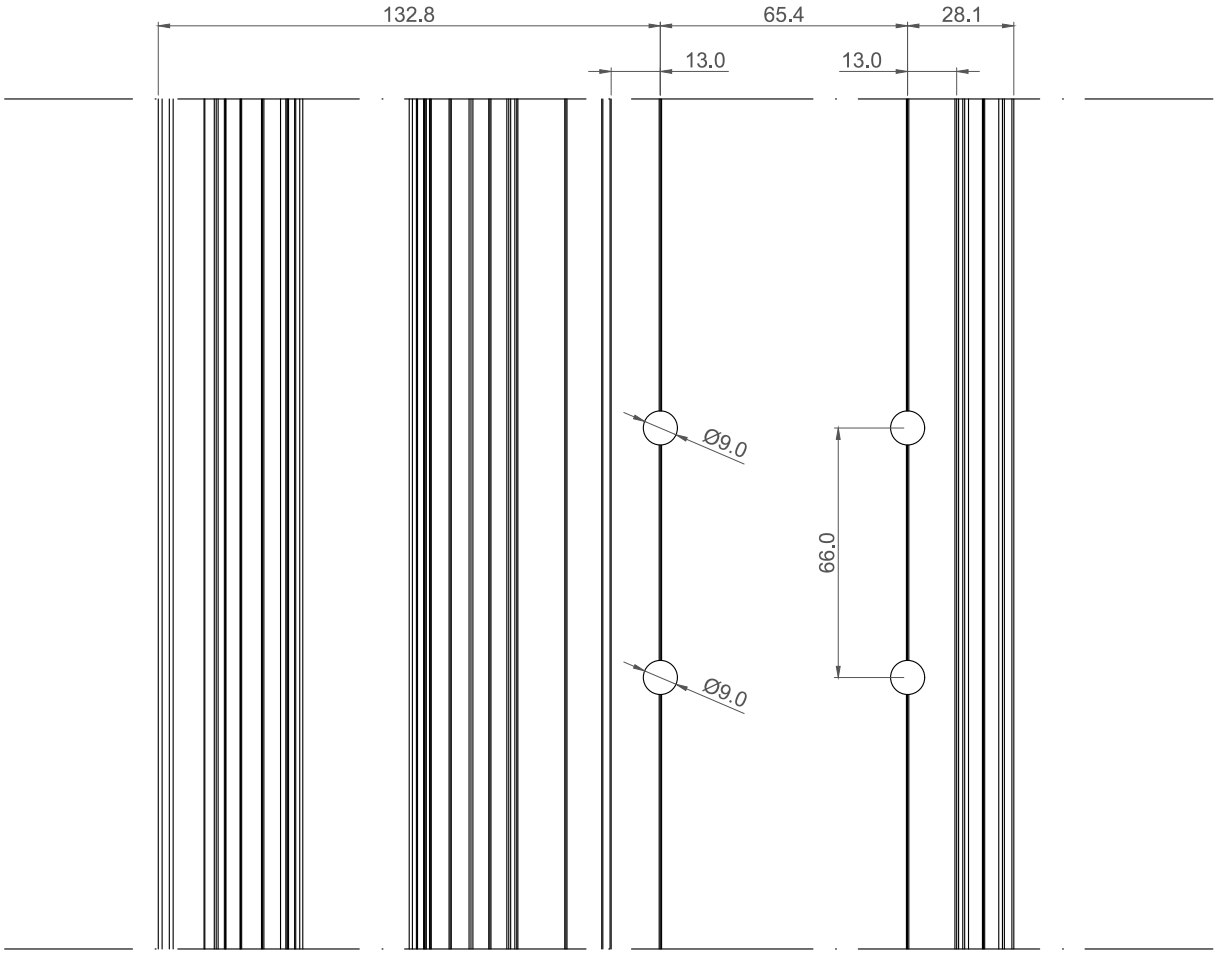

MECANIZADO PERFIL CONECTOR SEPARACIÓN DE 10 mm (COR-9701)

E 1:2

10 mm SEPARATION CONNECTOR PROFILE MACHINING (COR-9701)

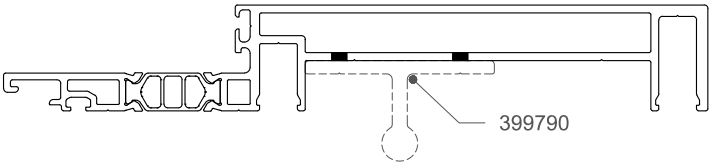

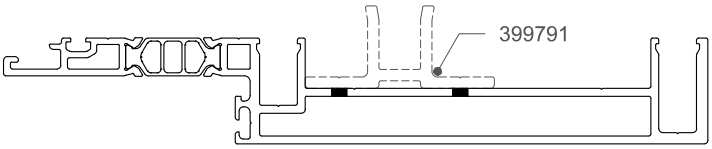

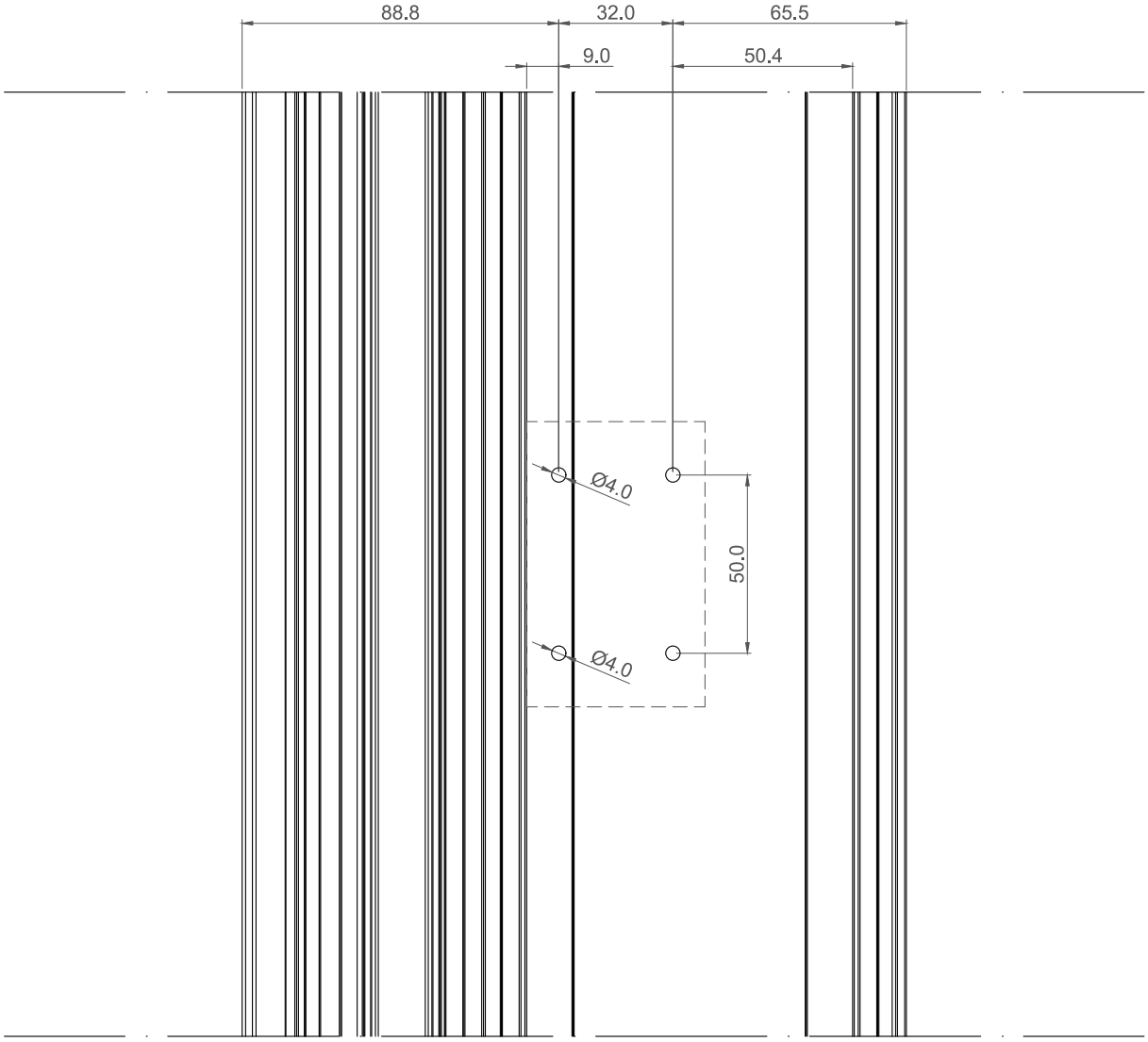

MECANIZADO PERFIL CONECTOR SEPARACIÓN DE 10 mm (COR-9702)

E 1:2

10 mm SEPARATION CONNECTOR PROFILE MACHINING (COR-9702)

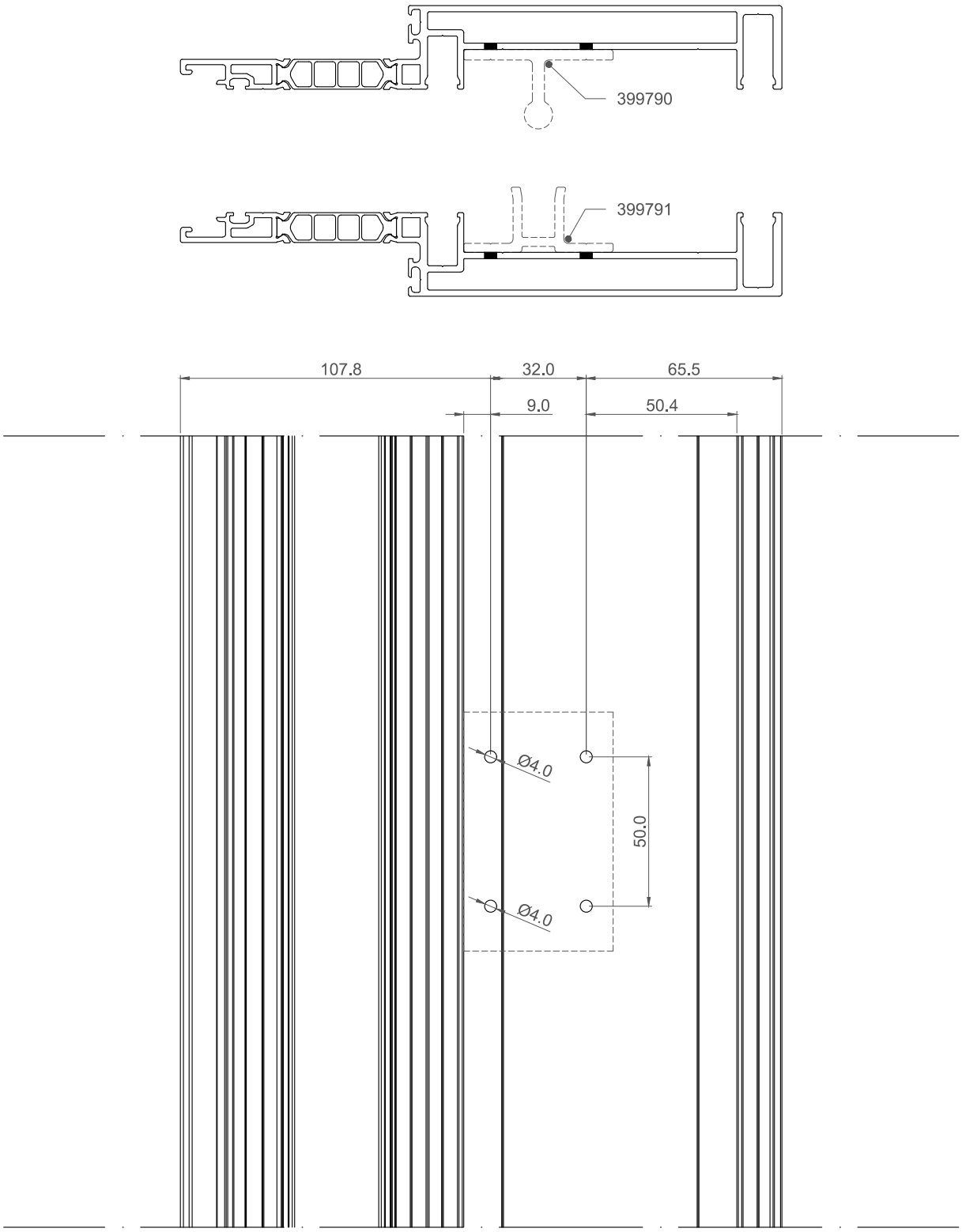

MECANIZADO PERFIL CONECTOR SEPARACIÓN DE 20 mm (COR-9701) E 1:2

20 mm SEPARATION CONNECTOR PROFILE MACHINING (COR-9701)

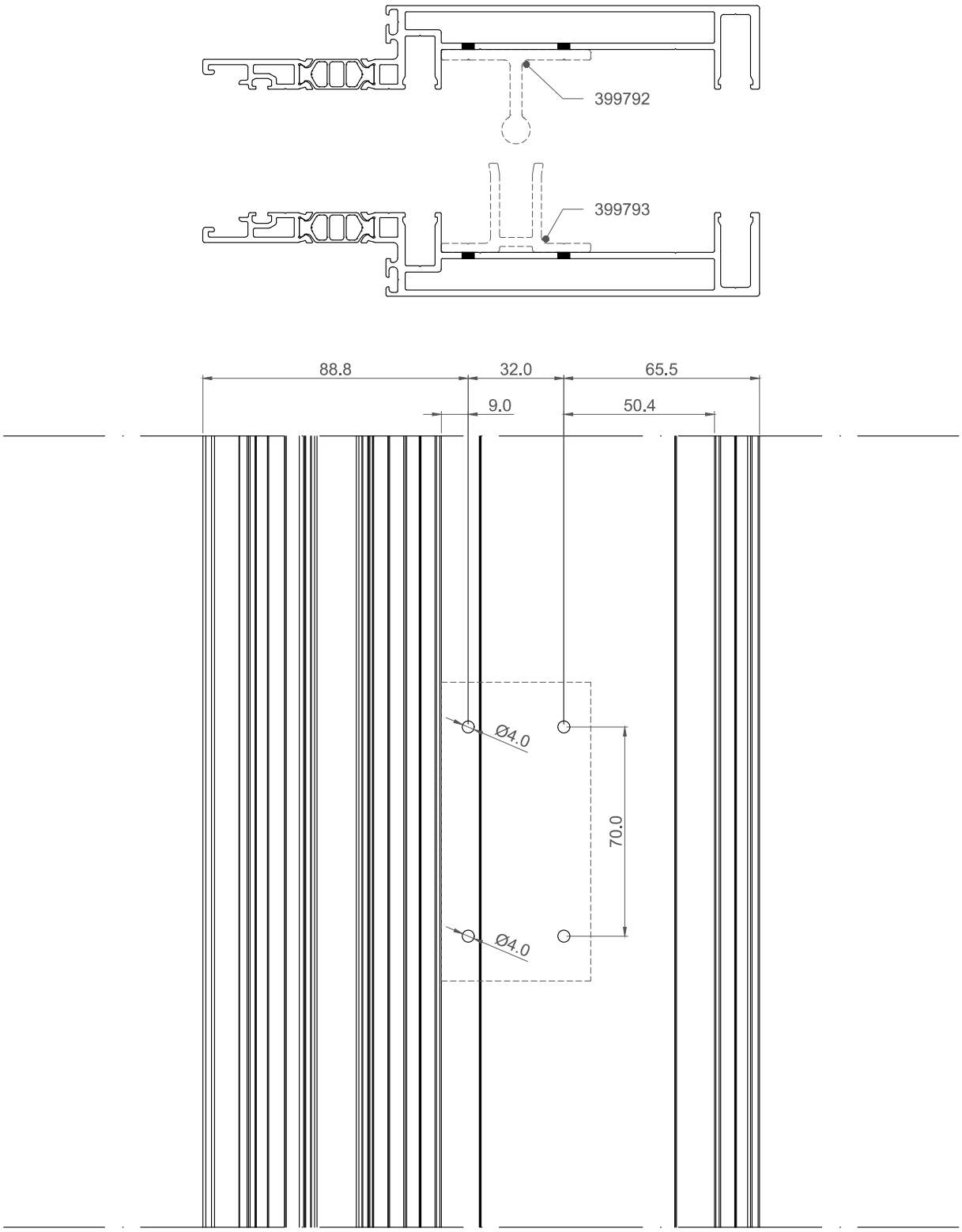

MECANIZADO PERFIL CONECTOR SEPARACIÓN DE 20 mm (COR-9702) E 1:2

20 mm SEPARATION CONNECTOR PROFILE MACHINING (COR-9702)

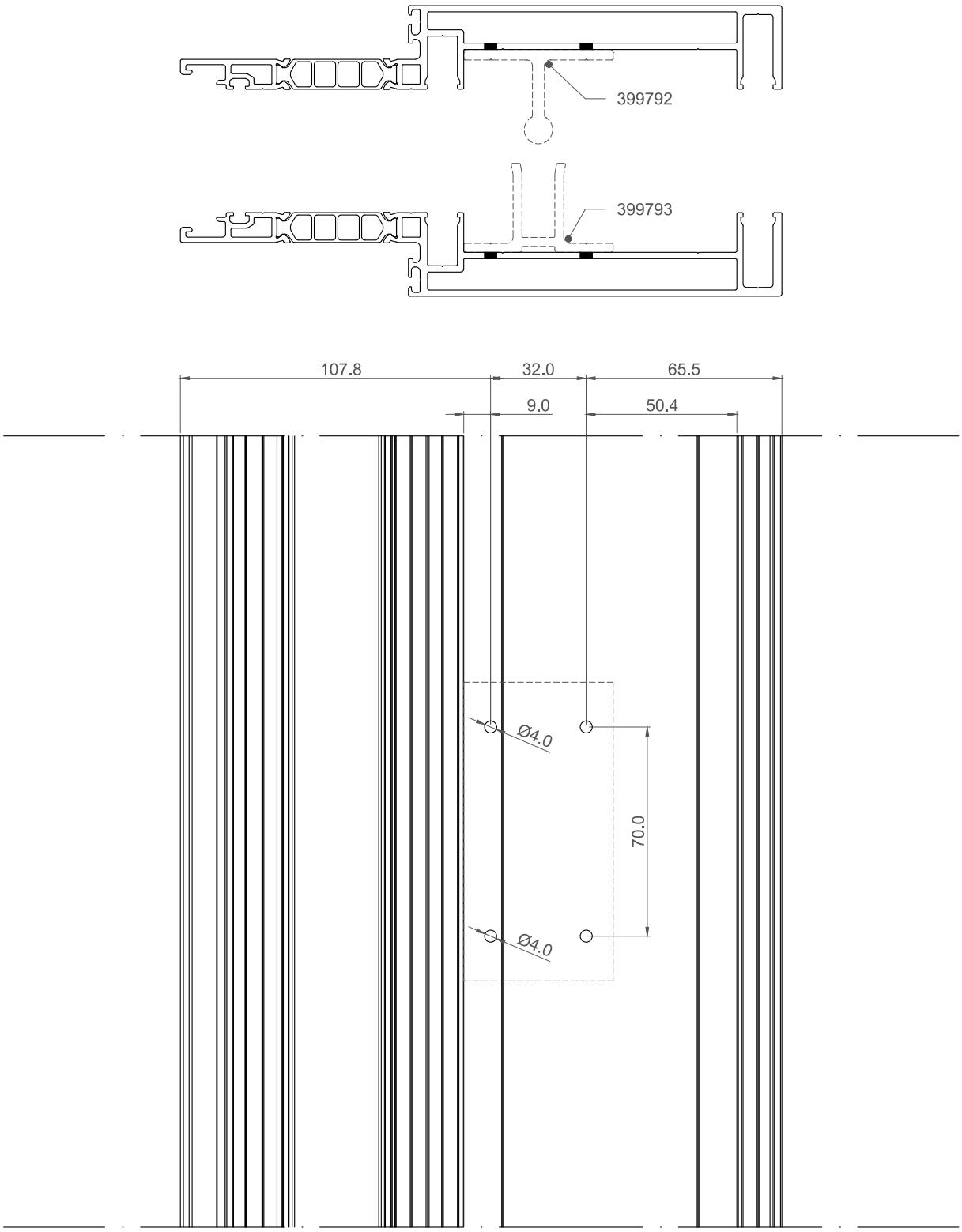

MECANIZADO PERFIL CONECTOR SEPARACIÓN DE 10 mm (COR-9703) E 1:2

10 mm SEPARATION CONNECTOR PROFILE MACHINING (COR-9703)

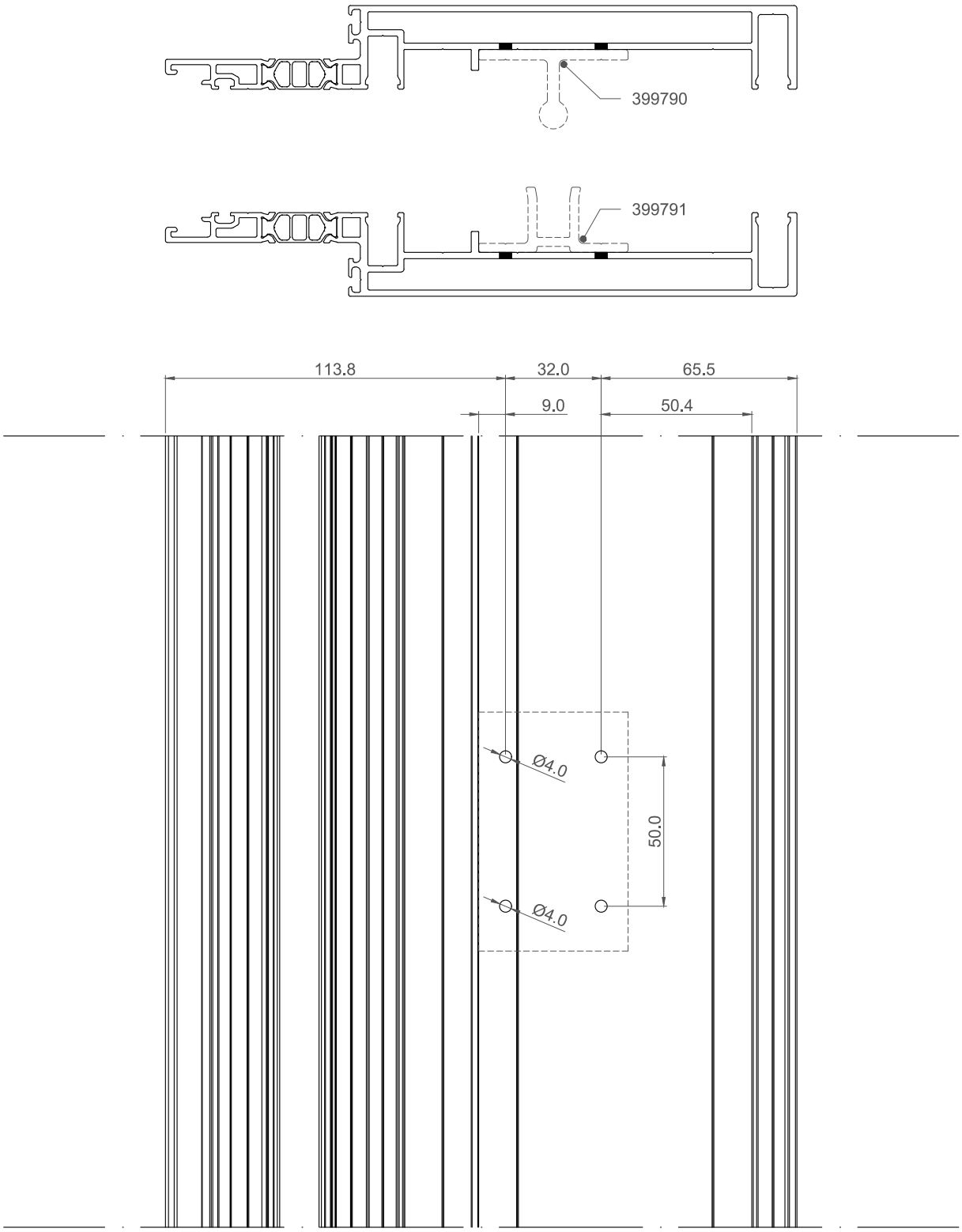

MECANIZADO PERFIL CONECTOR SEPARACIÓN DE 10 mm (COR-9704) E 1:2

10 mm SEPARATION CONNECTOR PROFILE MACHINING (COR-9704)

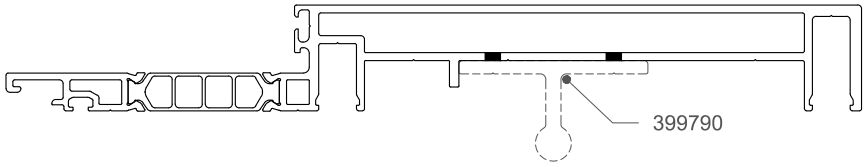

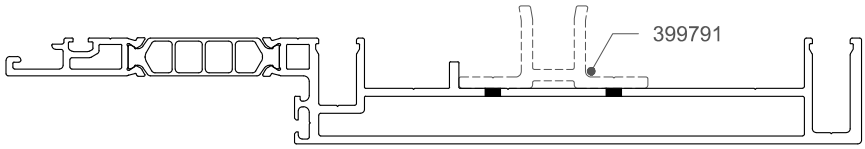

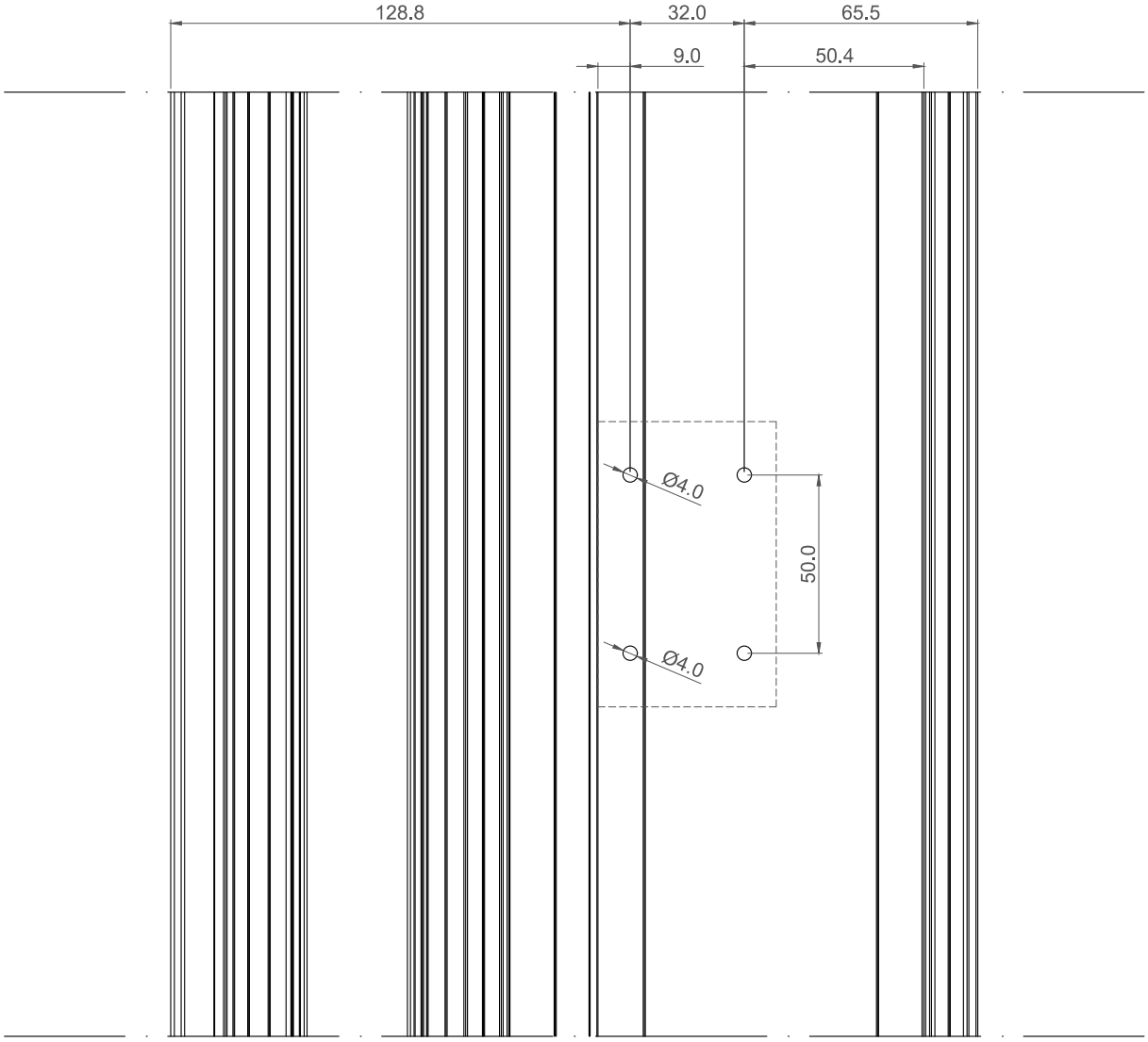

MECANIZADO PERFIL CONECTOR SEPARACIÓN DE 20 mm (COR-9703) E 1:2

20 mm SEPARATION CONNECTOR PROFILE MACHINING (COR-9703)

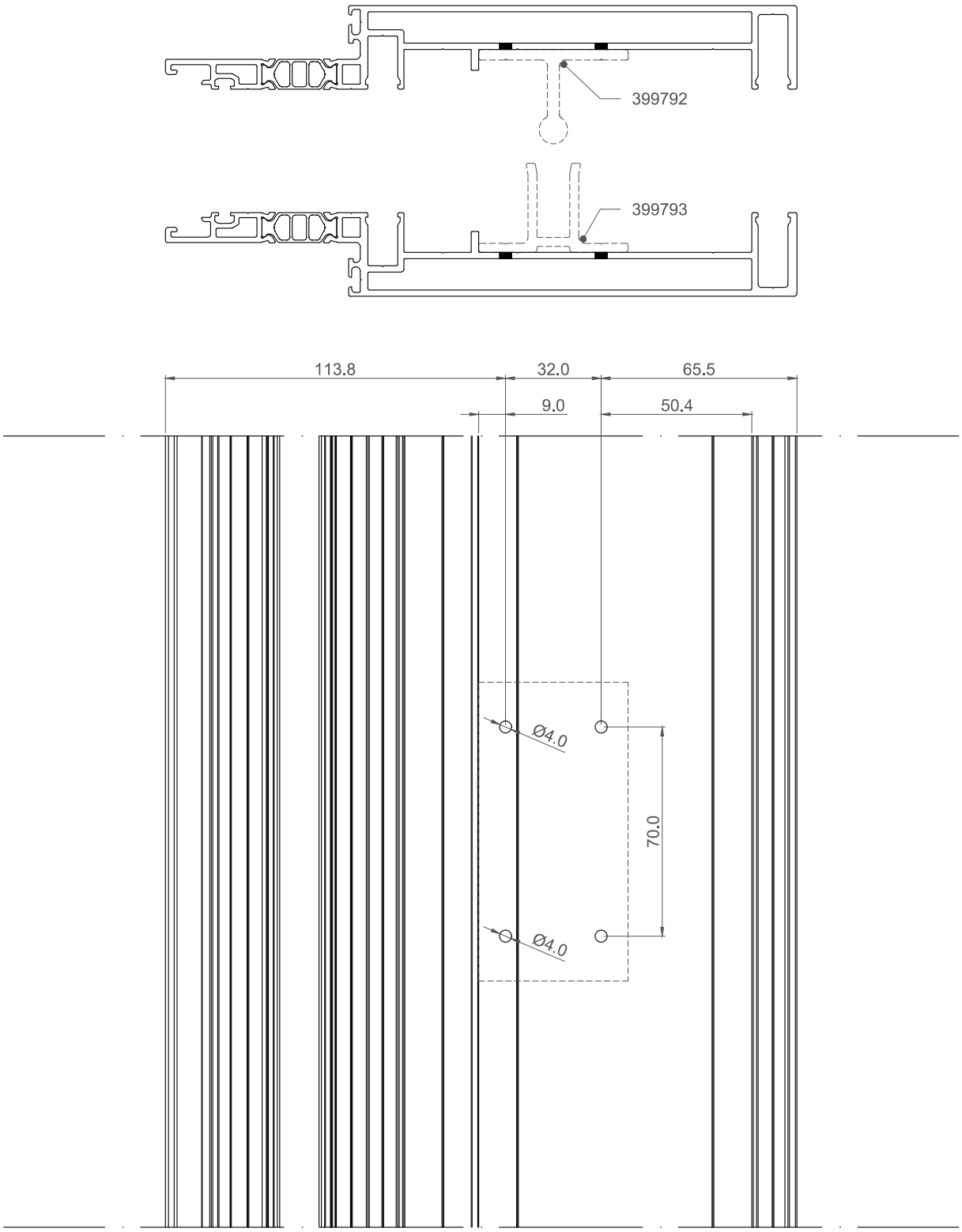

MECANIZADO PERFIL CONECTOR SEPARACIÓN DE 20 mm (COR-9704) E 1:2

20 mm SEPARATION CONNECTOR PROFILE MACHINING (COR-9704)

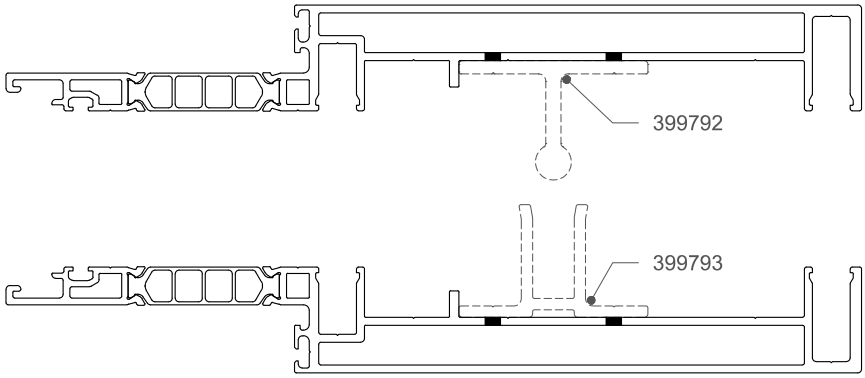

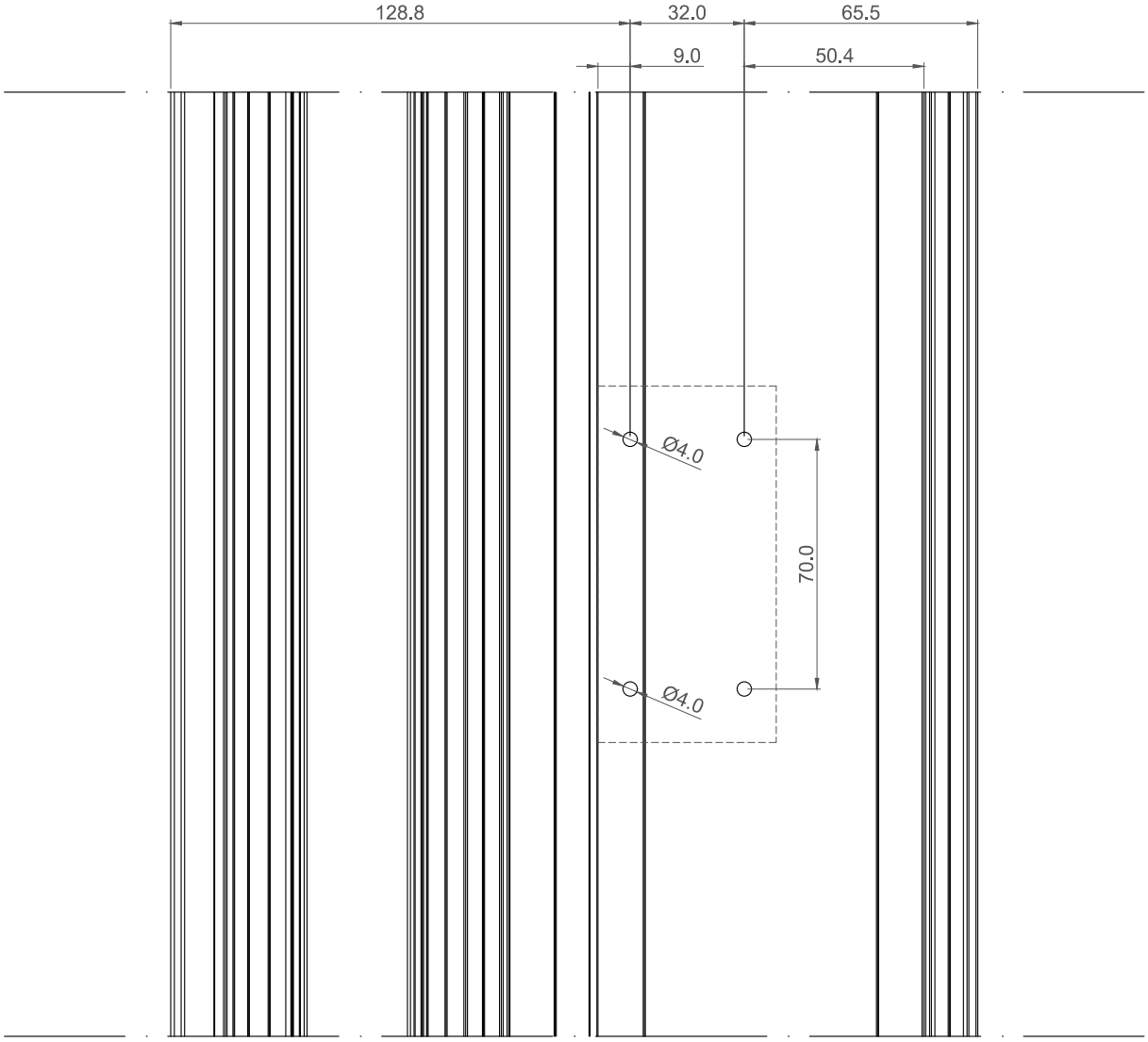

MECANIZADO CONECTOR LONGITUDINAL DE MARCO (COR-9701) E 1:2

FRAME LONGITUDINAL CONNECTOR MACHINING (COR-9701)

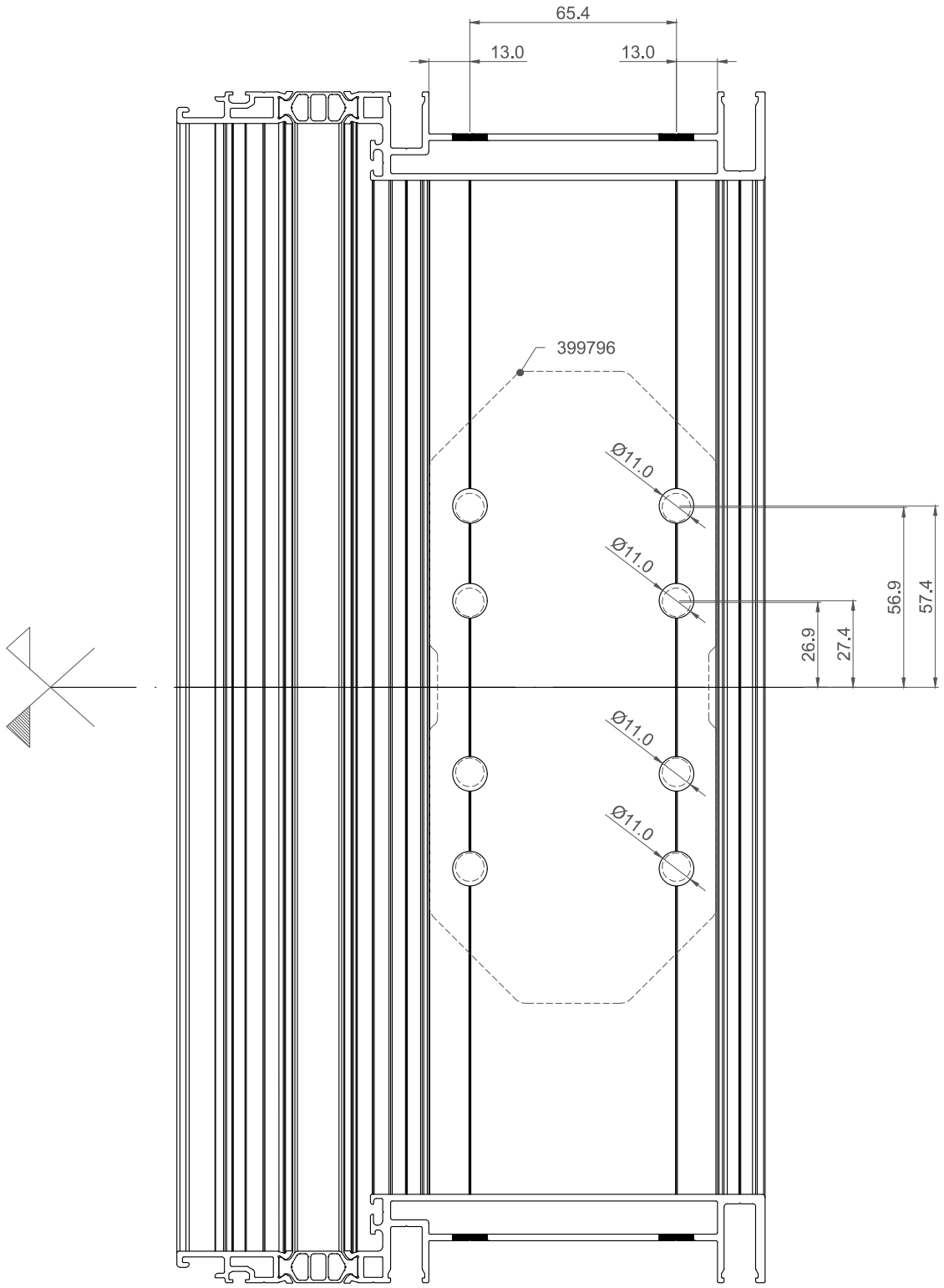

MECANIZADO CONECTOR LONGITUDINAL DE MARCO (COR-9702) E 1:2

FRAME LONGITUDINAL CONNECTOR MACHINING (COR-9702)

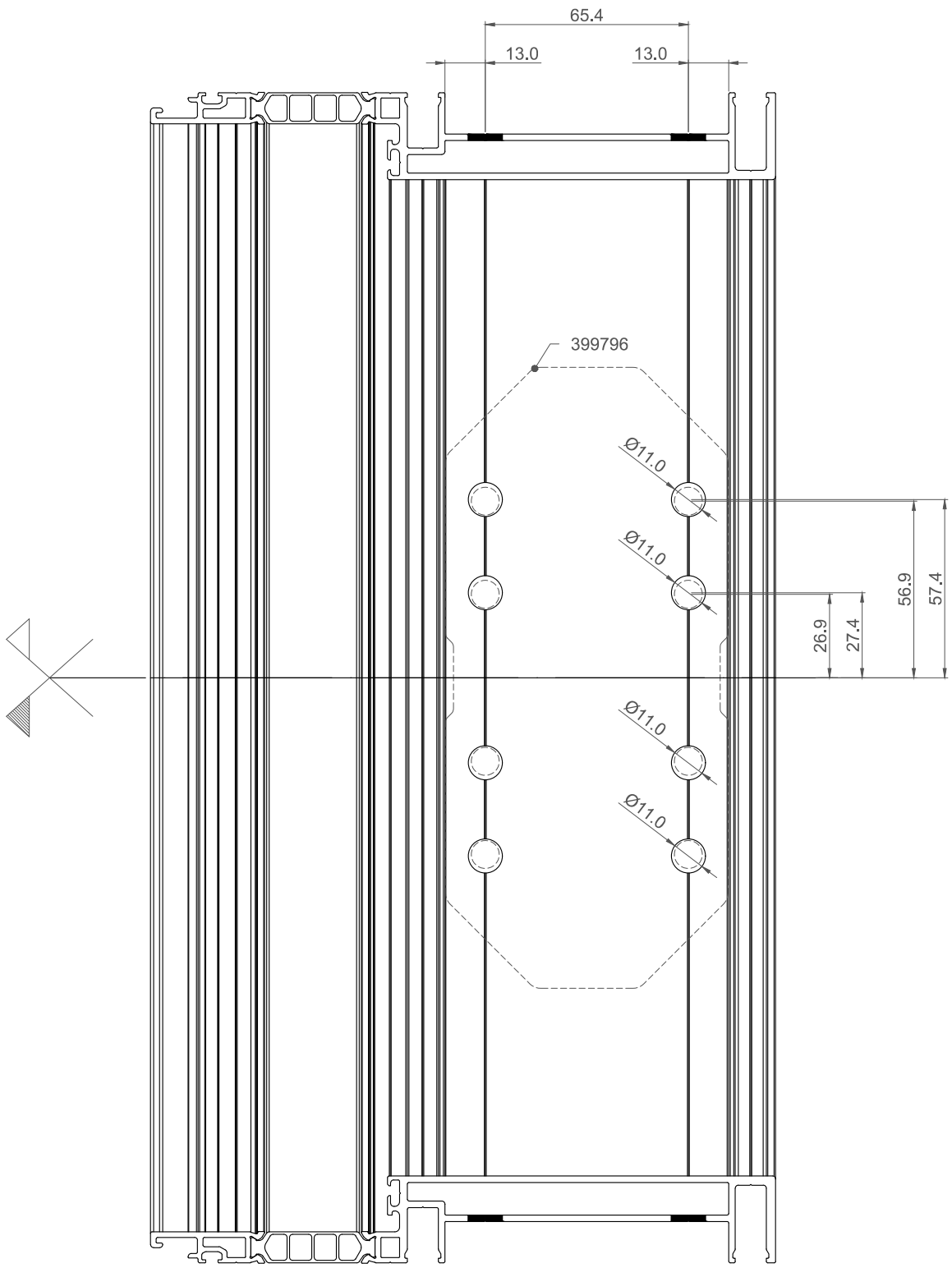

MECANIZADO CONECTOR LONGITUDINAL DE MARCO (COR-9703) E 1:2

FRAME LONGITUDINAL CONNECTOR MACHINING (COR-9703)

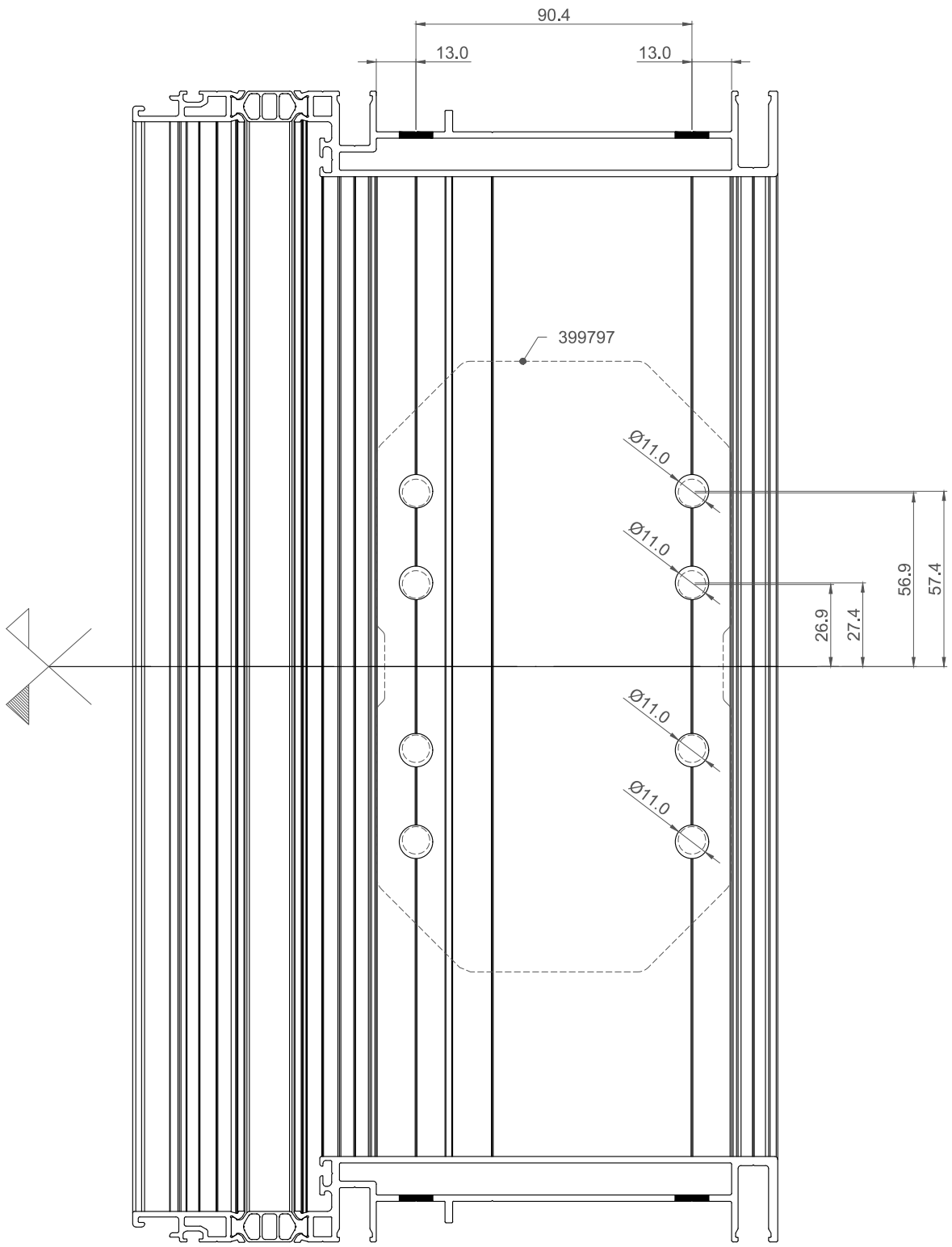

MECANIZADO CONECTOR LONGITUDINAL DE MARCO (COR-9703) E 1:2

FRAME LONGITUDINAL CONNECTOR MACHINING (COR-9703)

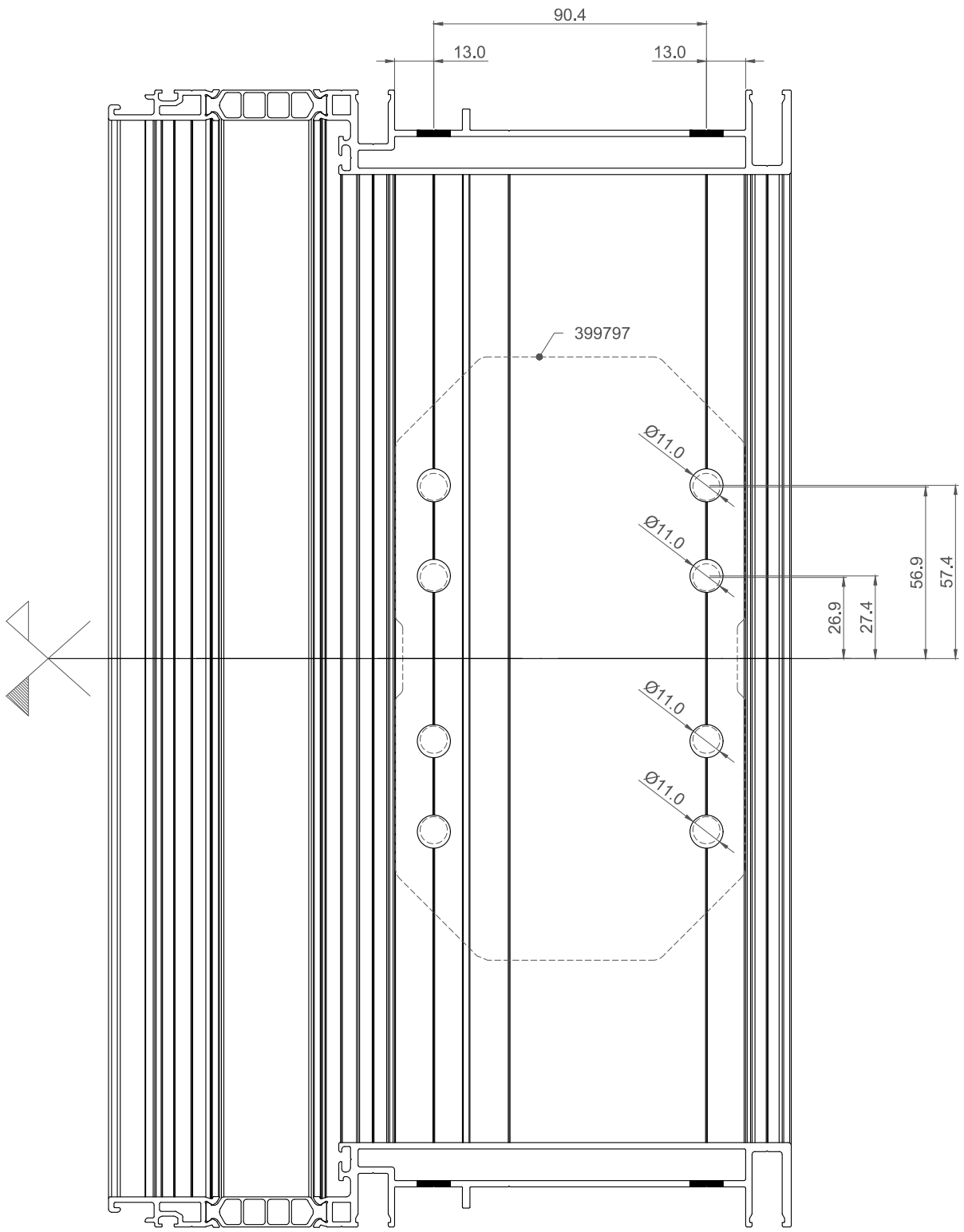

MECANIZADO ESCUADRAS DE ESQUINA PARA MONTANTE DE 125 mm E 1:2

125 mm MULLION CORNER CLEAT MACHINING

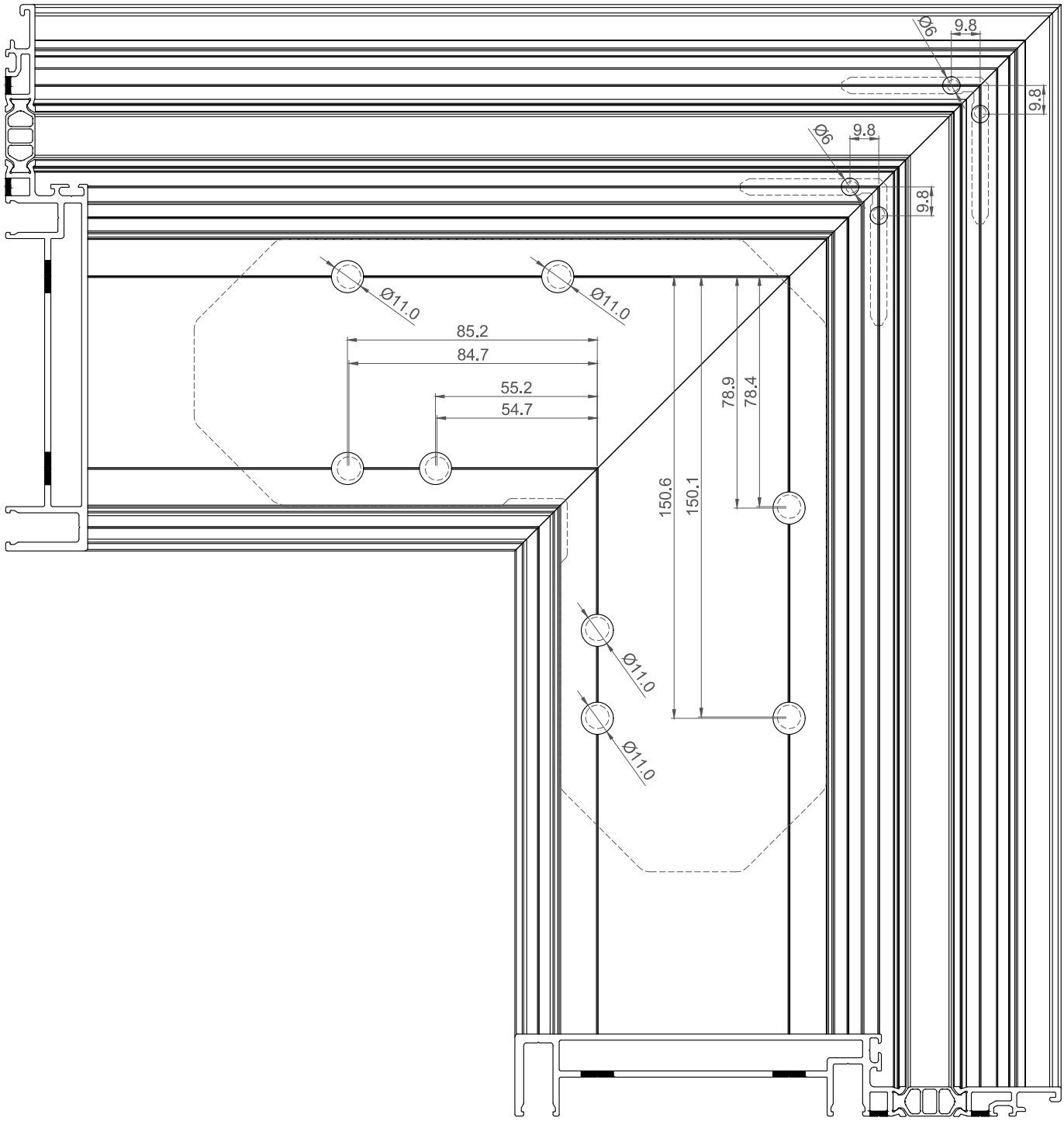

MECANIZADO ESCUADRAS DE ESQUINA PARA MONTANTE DE 150 mm E 1:2

150 mm MULLION CORNER CLEAT MACHINING

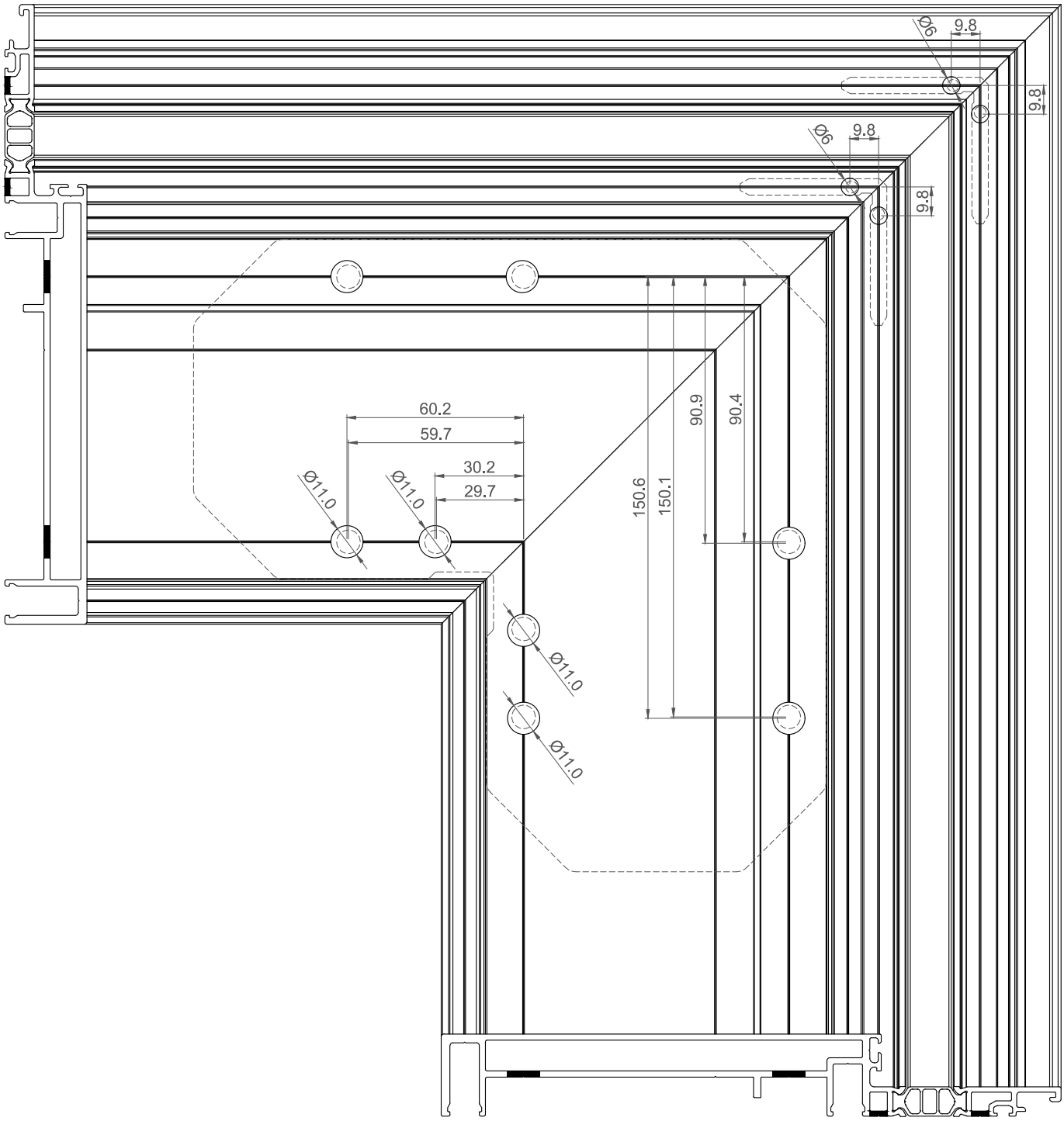

MECANIZADO TRAVESAÑO COR-9710/12/14/16/18/20

TRANSOM MACHINIG COR-9710/12/14/16/18/20

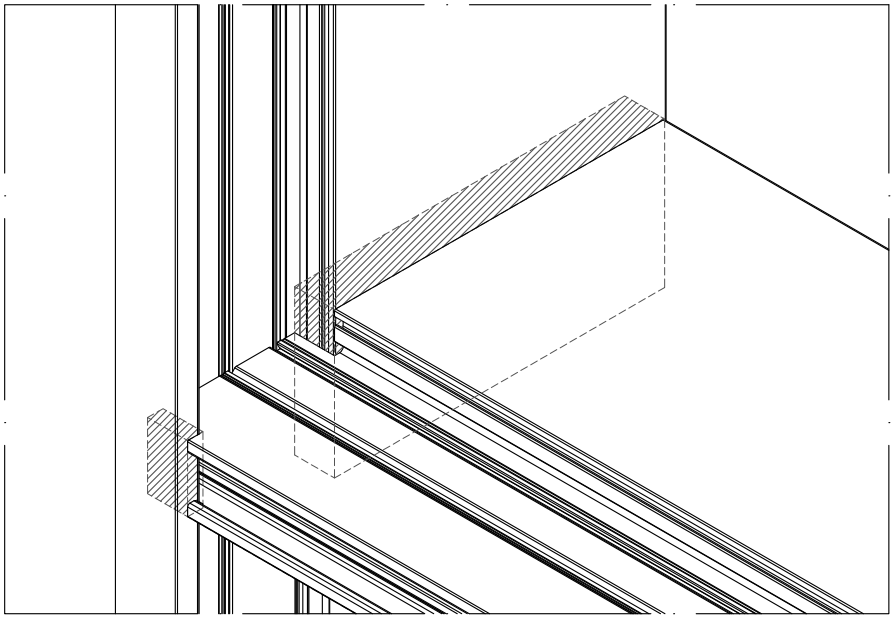

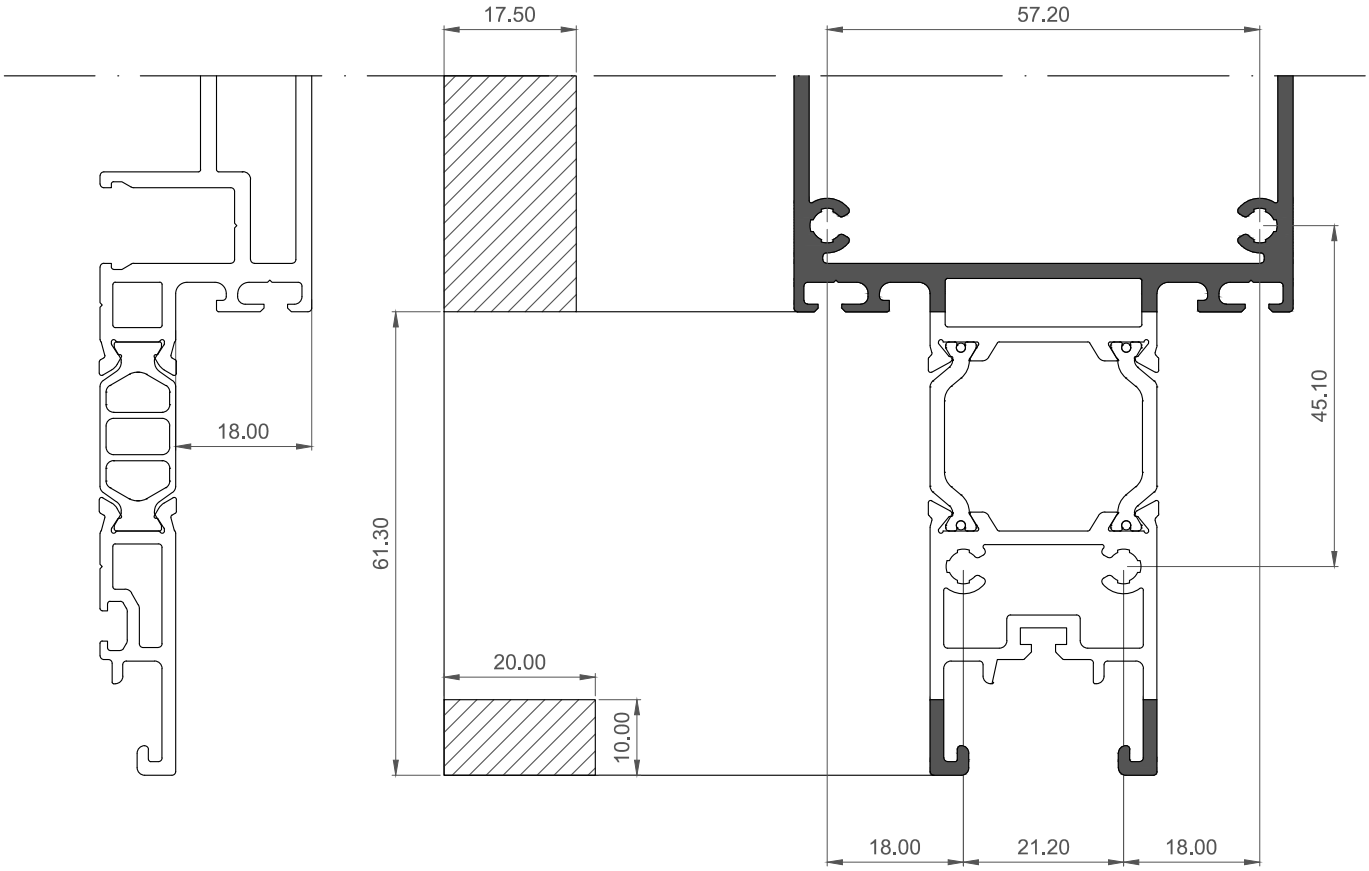

MECANIZADO TRAVESAÑO COR-9711/13/15/17/19/21

TRANSOM MACHINIG COR-9711/13/15/17/19/21

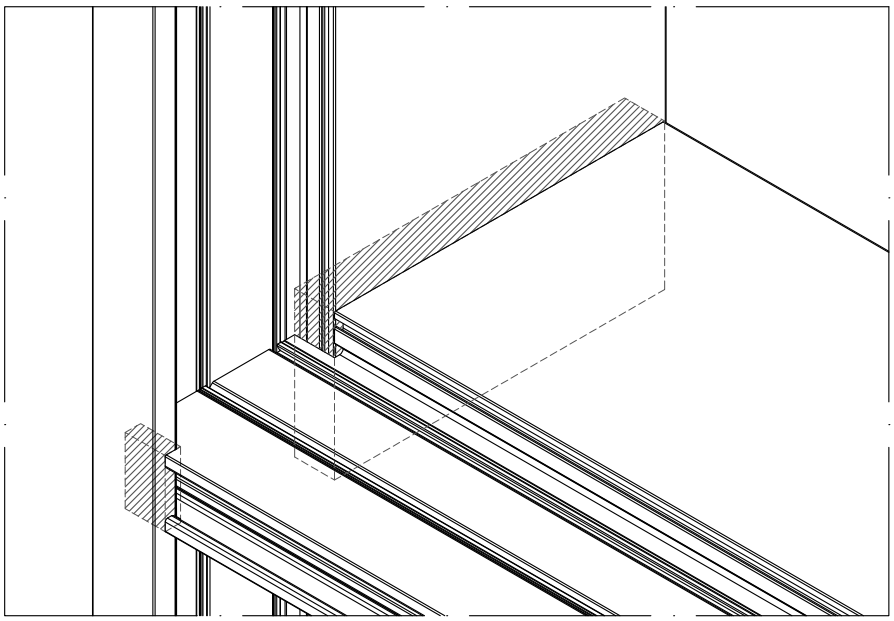

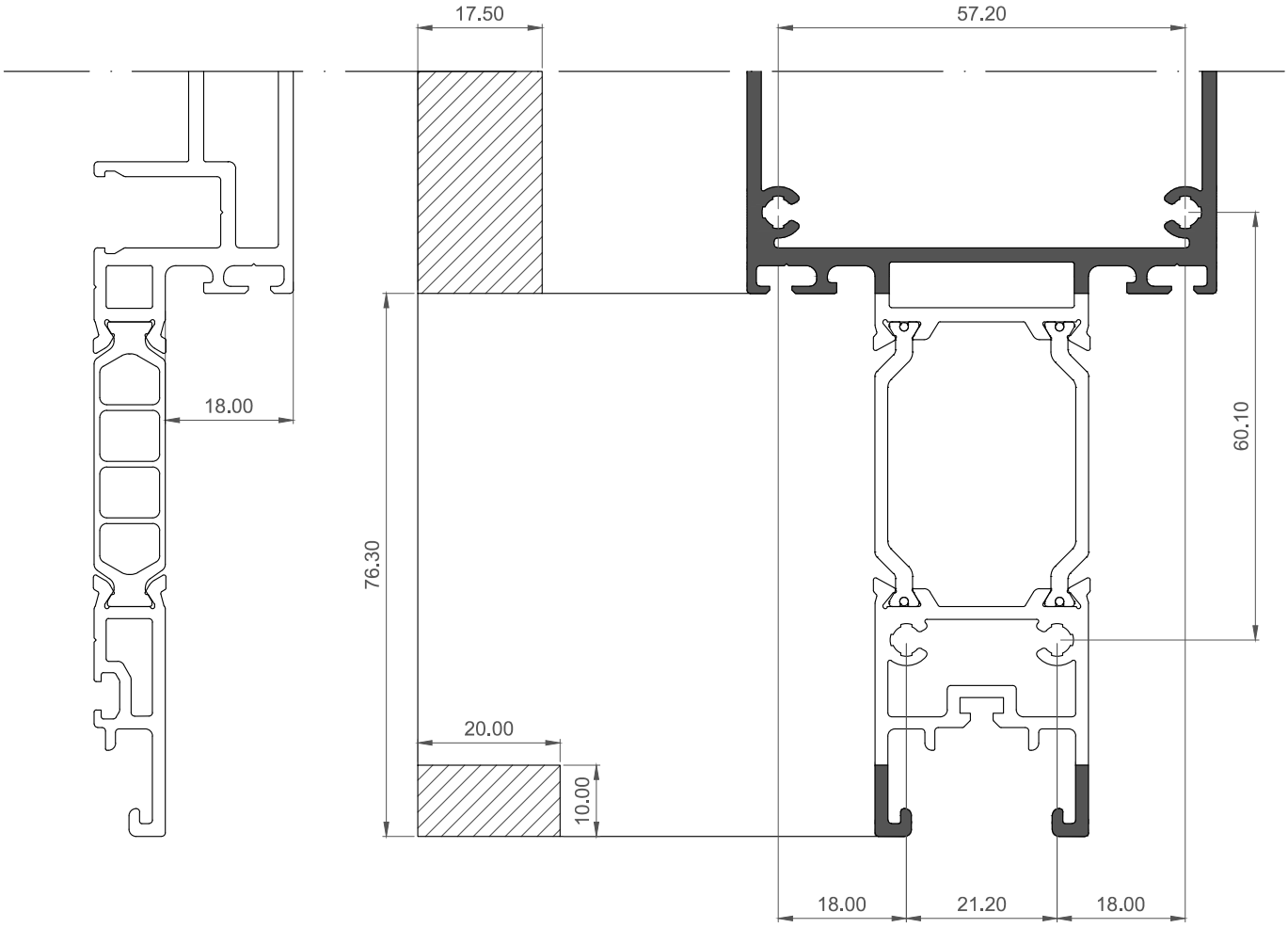

MECANIZADO TRAVESAÑO COR-9784/86/88/90/92/94

TRANSOM MACHINIG COR-9784/86/88/90/92/94

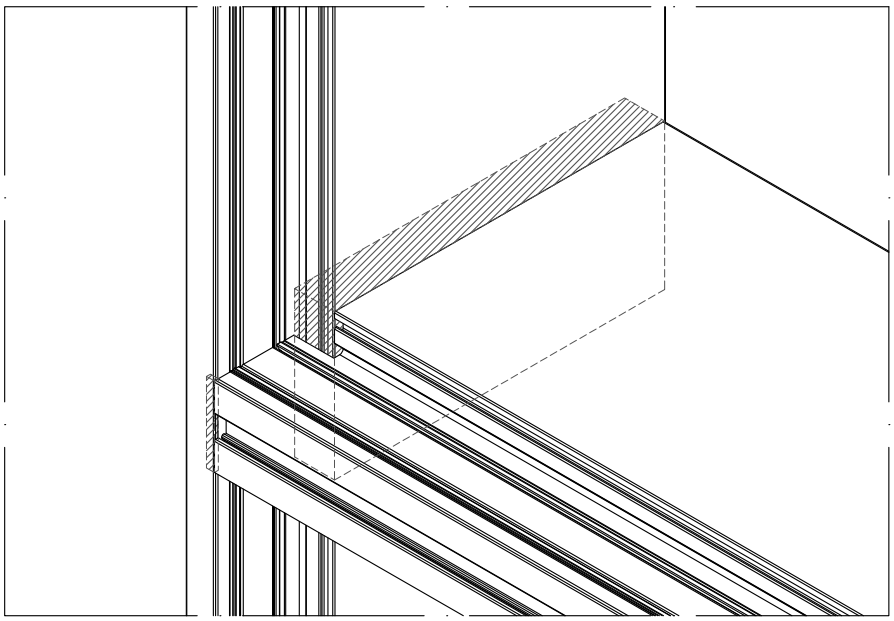

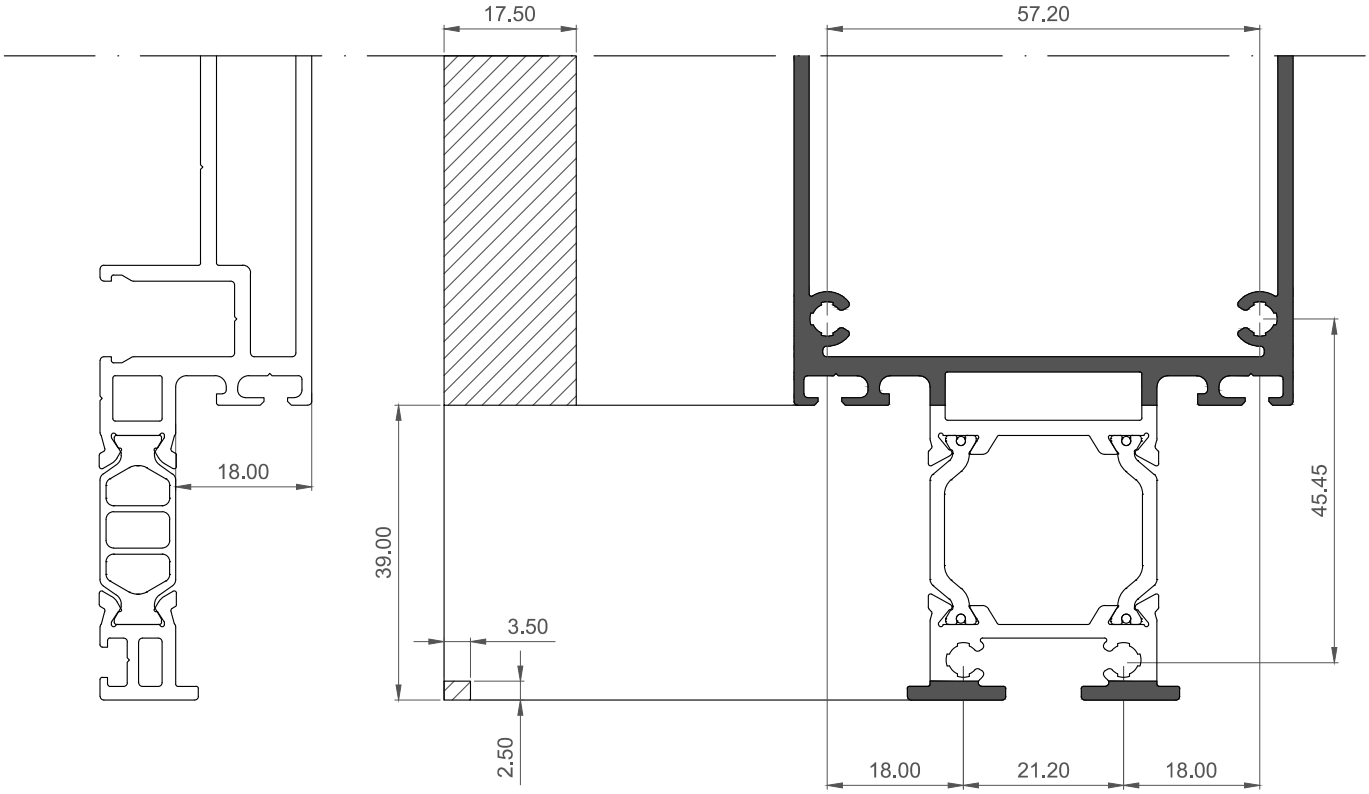

MECANIZADO TRAVESAÑO COR-9785/87/89/91/93/95

TRANSOM MACHINIG COR-9785/87/89/91/93/95

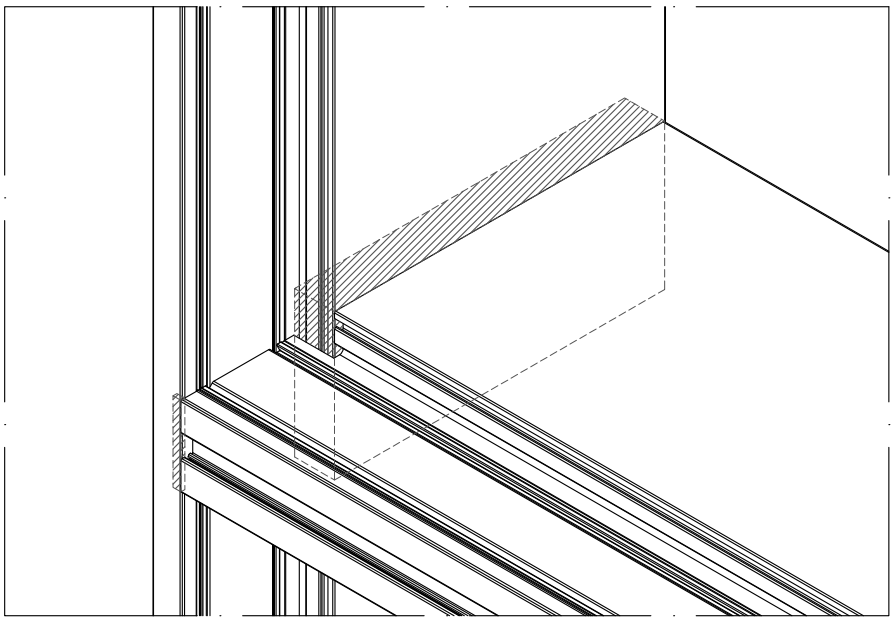

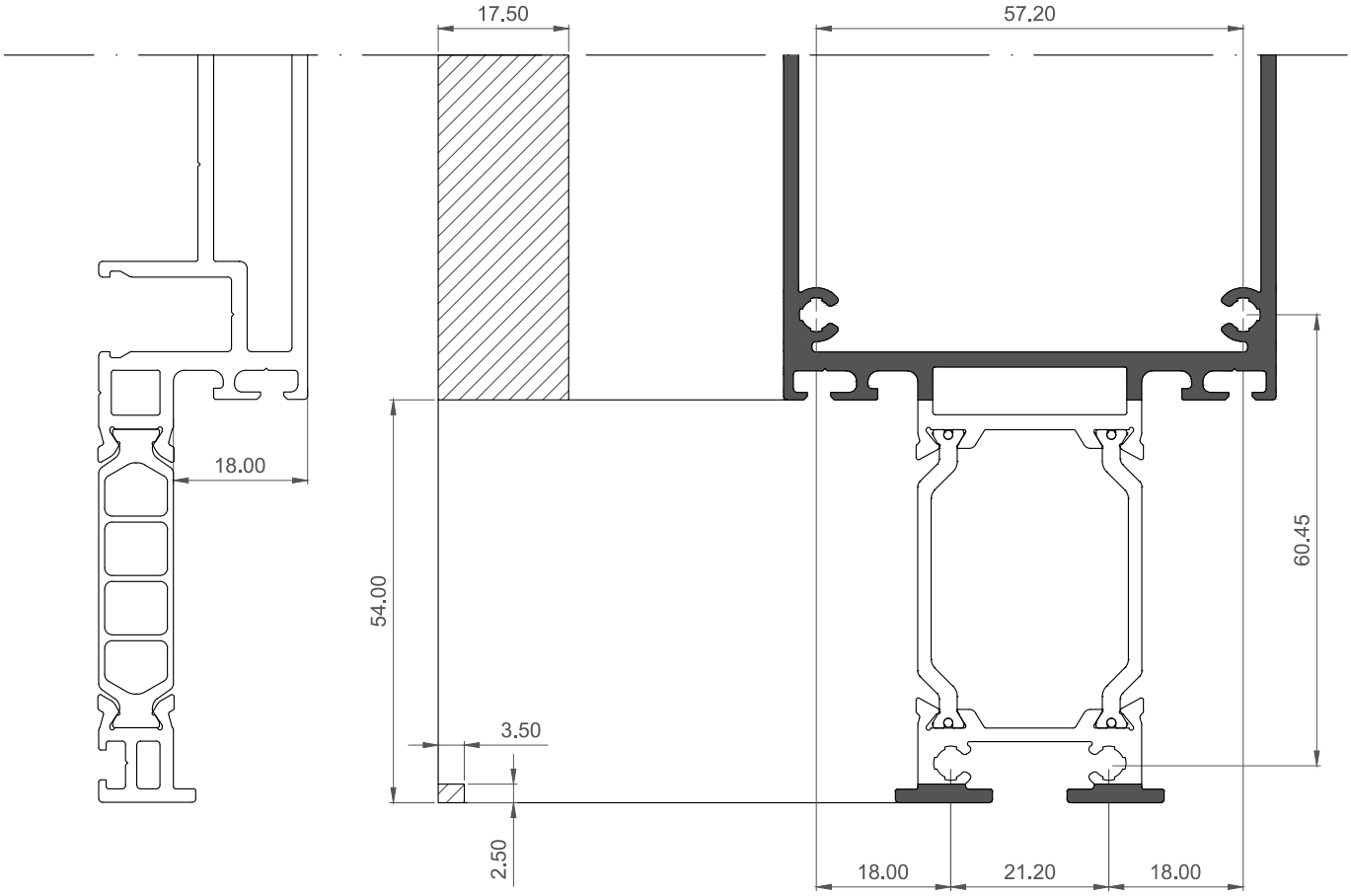

MECANIZADO UNIÓN MONTATE-TRAVESAÑO (COR-9701)

MULLION-TRANSOM JOINT MACHINIG (COR-9701)

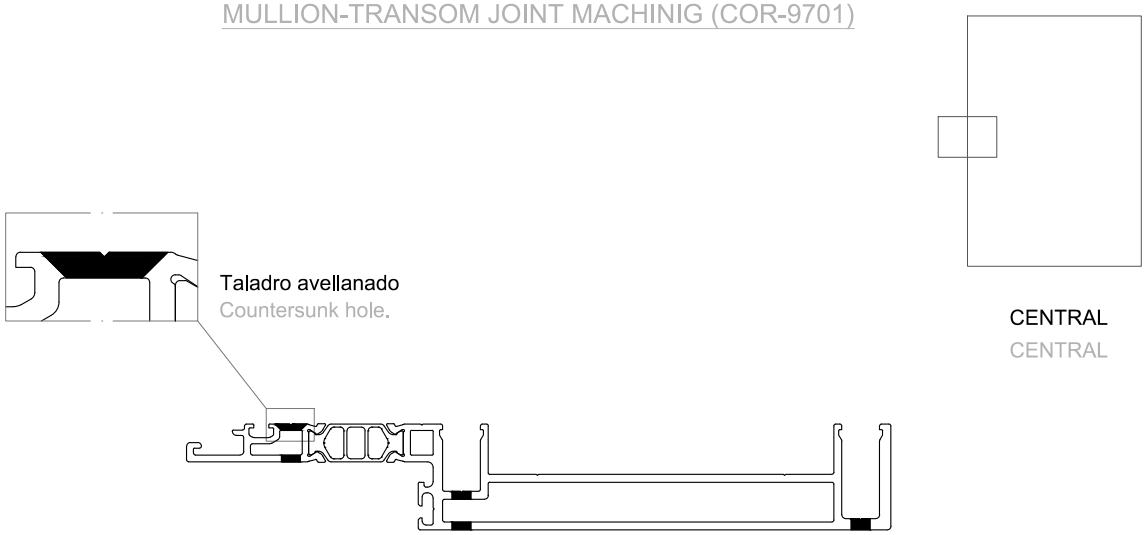

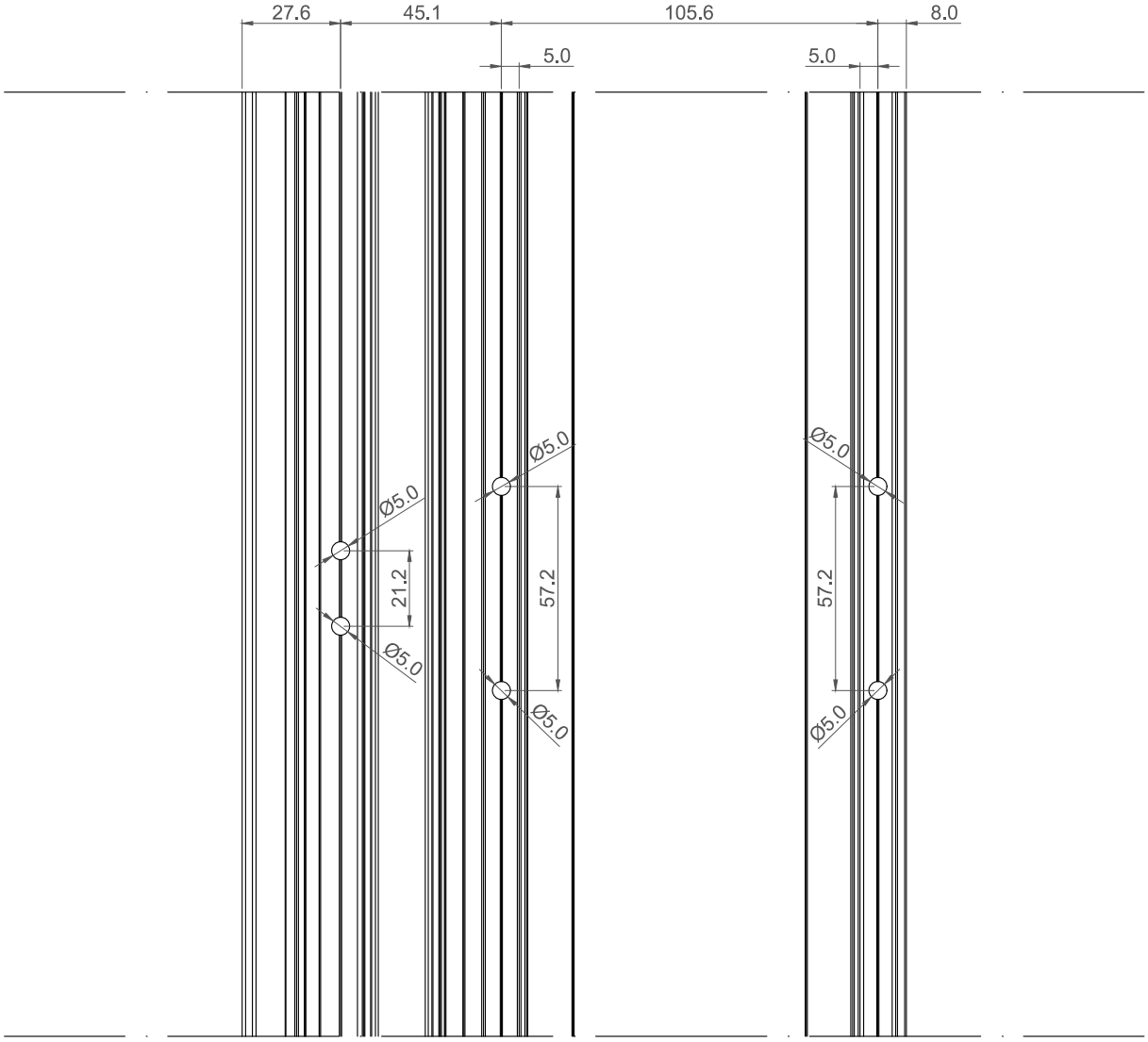

MECANIZADO UNIÓN MONTATE-TRAVESAÑO (COR-9702)

MULLION-TRANSOM JOINT MACHINIG (COR-9702)

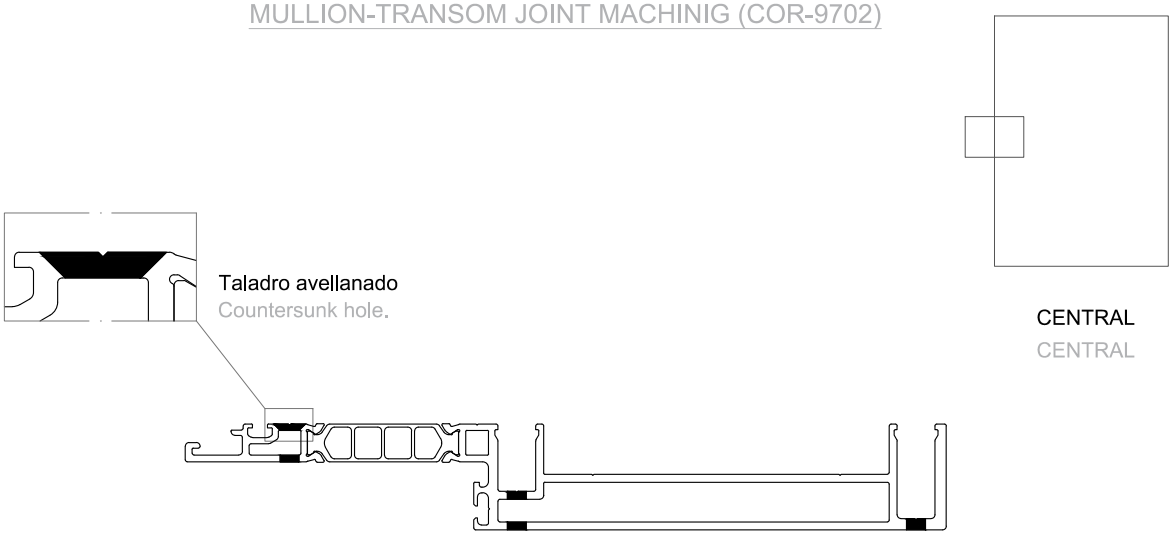

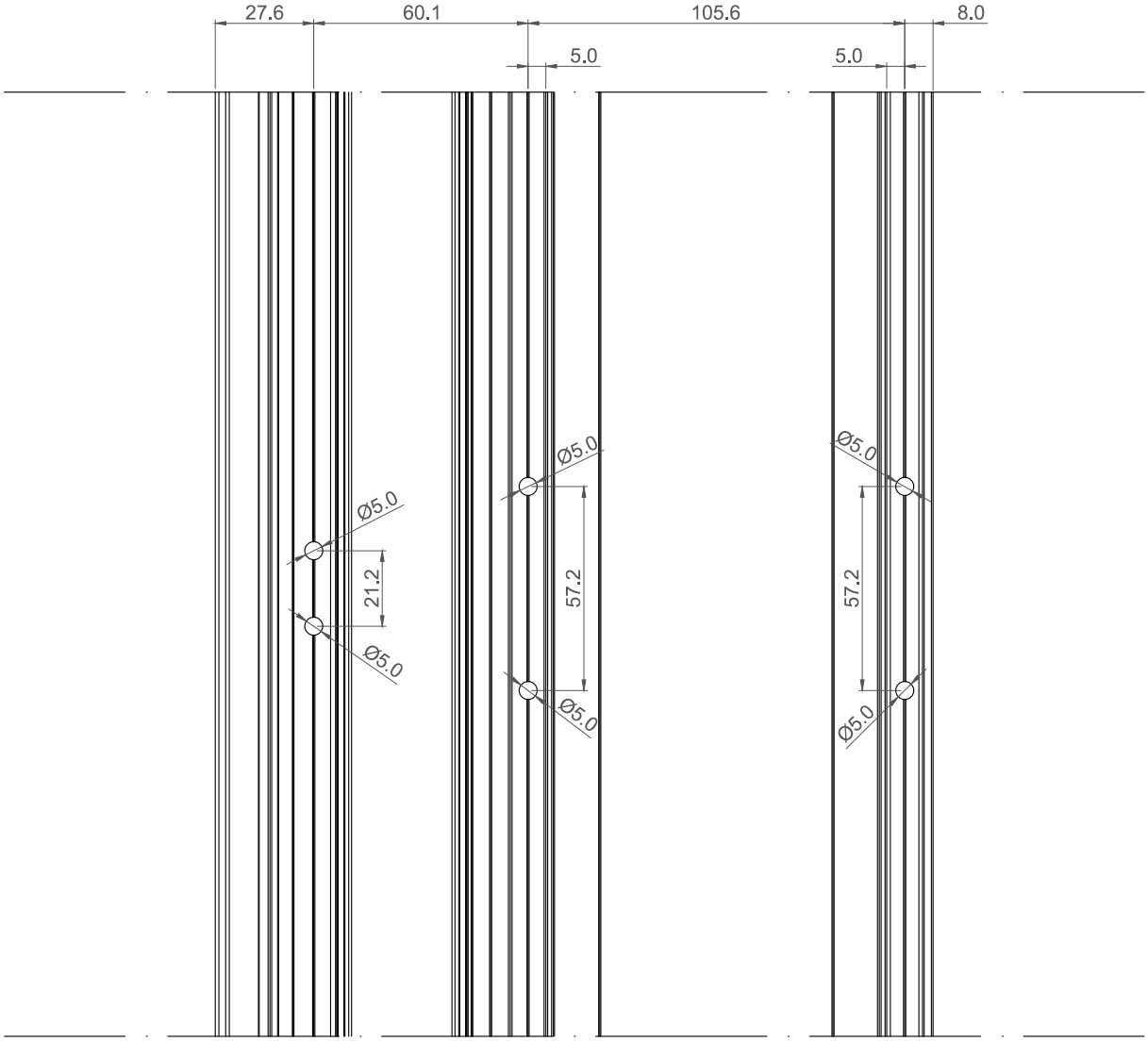

MECANIZADO UNIÓN MONTATE-TRAVESAÑO (COR-9703)

MULLION-TRANSOM JOINT MACHINIG (COR-9703)

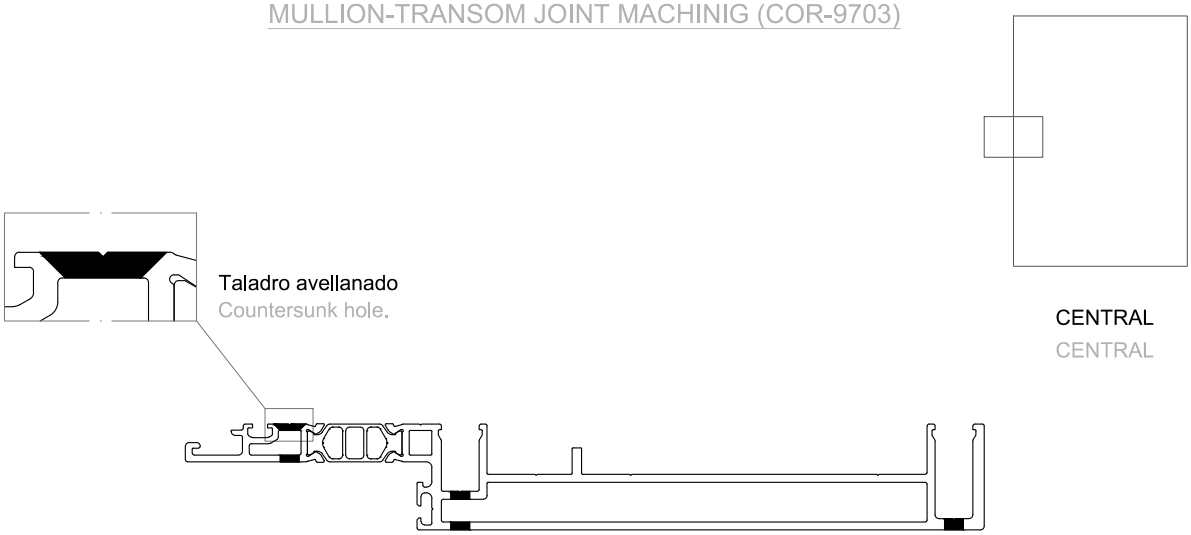



MECANIZADO UNIÓN MONTATE-TRAVESAÑO (COR-9704)

MULLION-TRANSOM JOINT MACHINIG (COR-9704)

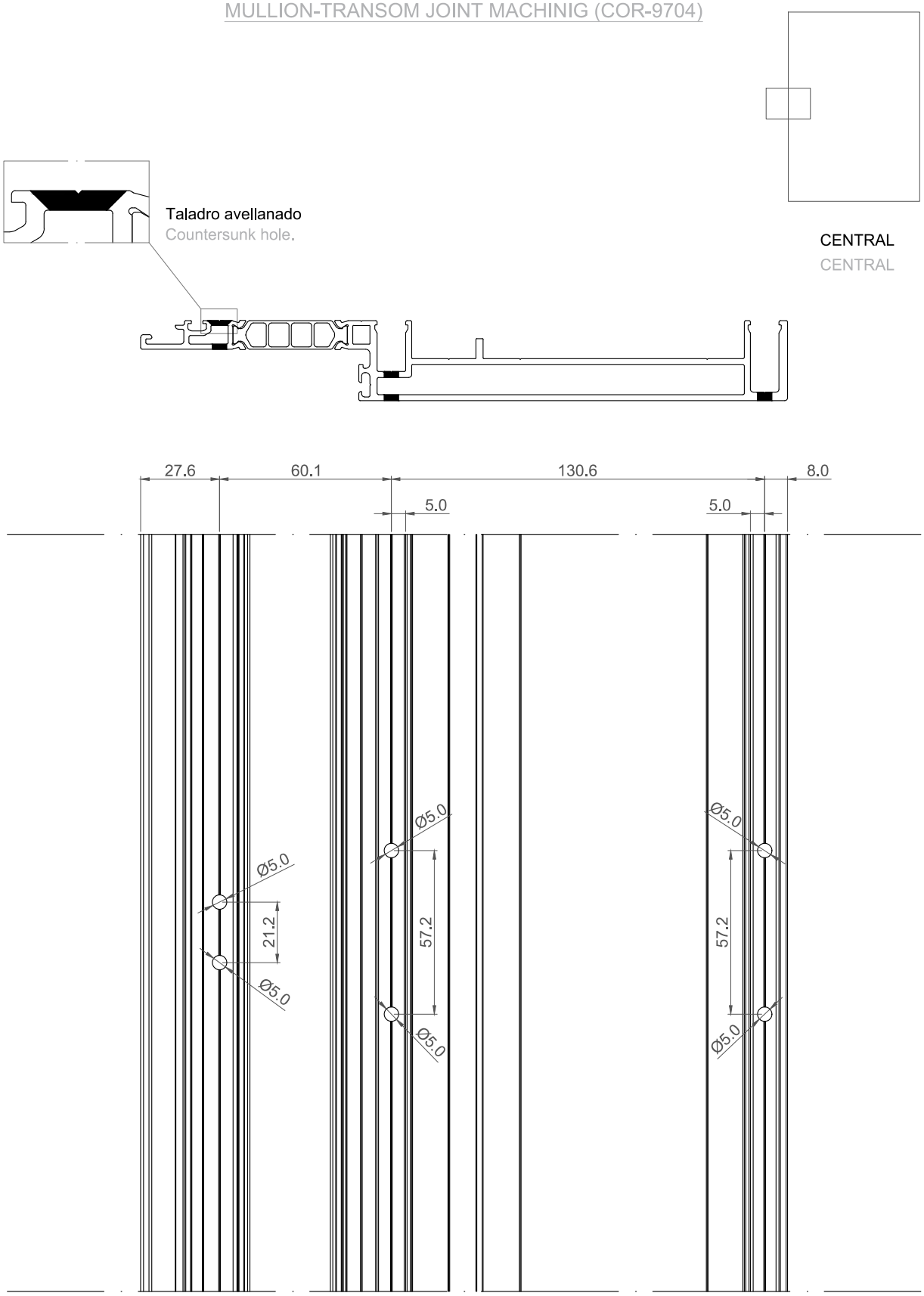

MECANIZADO UNIÓN MONTATE-TRAVESAÑO (COR-9766)

MULLION-TRANSOM JOINT MACHINIG (COR-9766)

Taladro avellanado
Countersunk hole

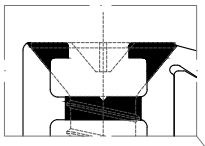



Nota: Se recomienda colocar tornillo avellanado en el semiperfil exterior interrumpiendo el arpon de la junta exterior y sellar adecuadamente la unión.

Note: It is recommended to place a countersunk screw in the outer semi-profile, interrupting the base of the outer gasket and adequately seal the joint.

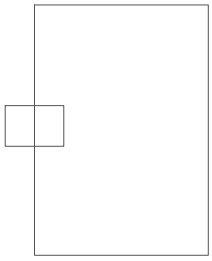

CENTRAL
CENTRAL

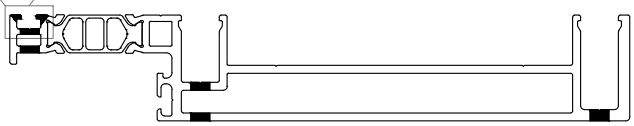

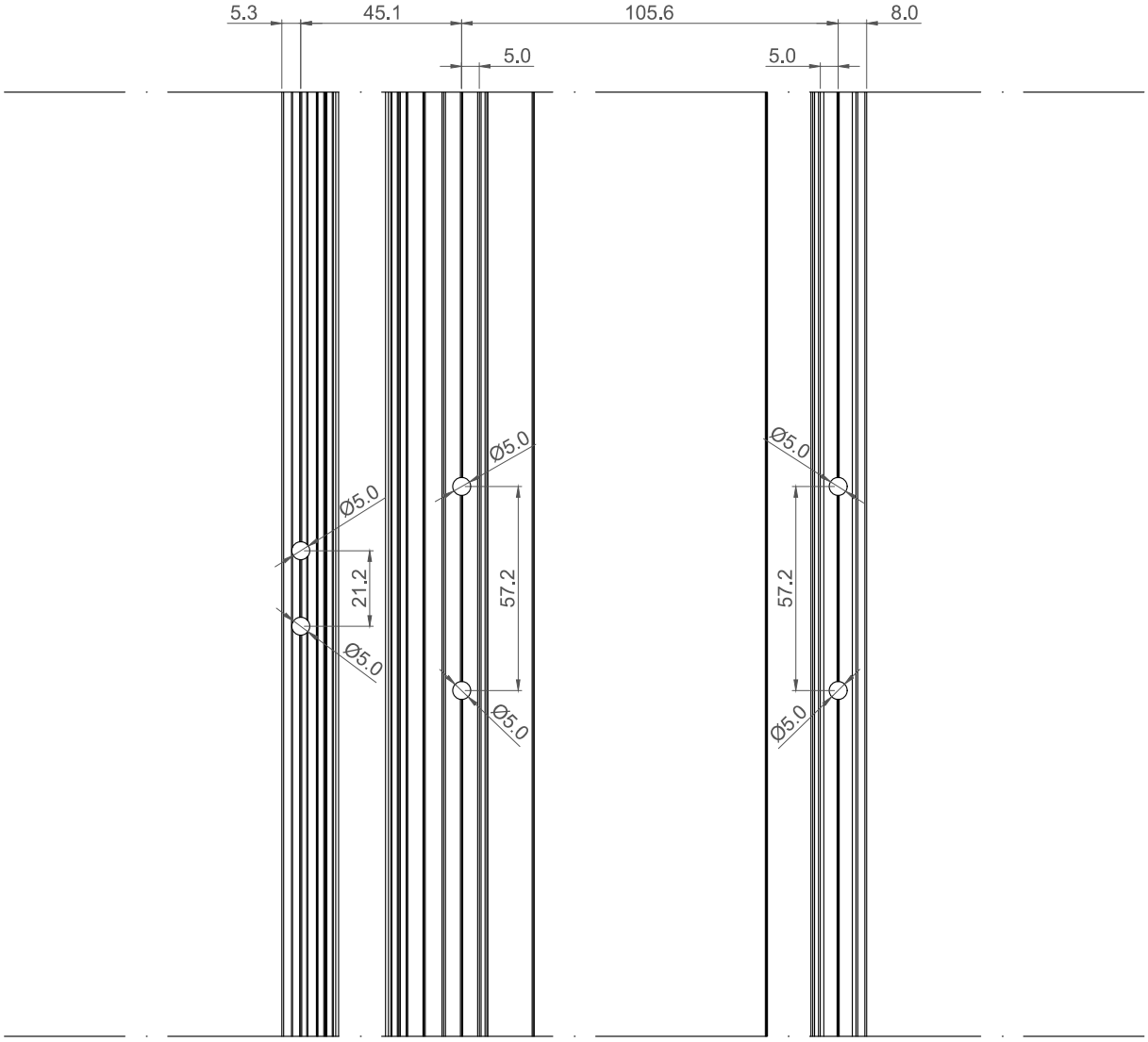

MECANIZADO UNIÓN MONTATE-TRAVESAÑO (COR-9767)

MULLION-TRANSOM JOINT MACHINIG (COR-9767)

Taladro avellanado
Countersunk hole

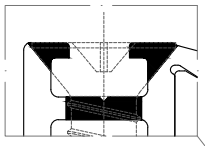



Nota: Se recomienda colocar tornillo avellanado en el semiperfil exterior interrumpiendo el arpon de la junta exterior y sellar adecuadamente la unión.

Note: It is recommended to place a countersunk screw in the outer semi-profile, interrupting the base of the outer gasket and adequately seal the joint.

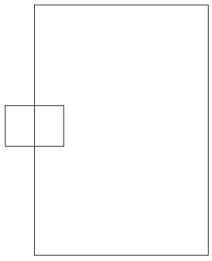

CENTRAL
CENTRAL

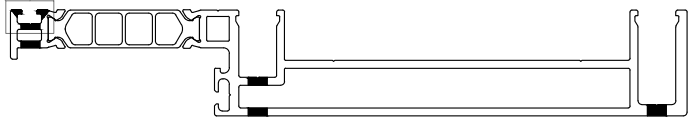

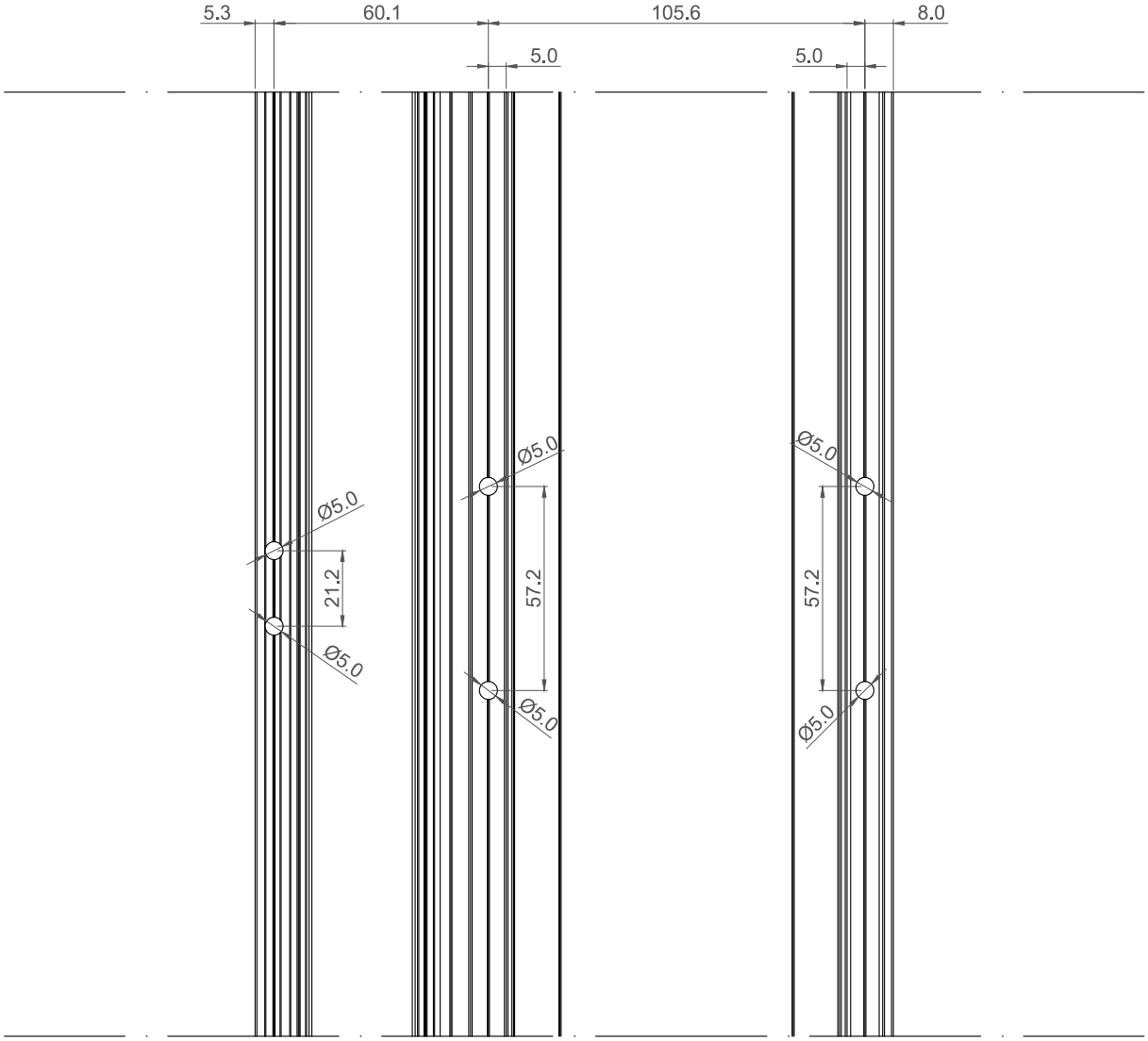

MECANIZADO UNIÓN MONTATE-TRAVESAÑO (COR-9768)

MULLION-TRANSOM JOINT MACHINIG (COR-9768)

Taladro avellanado
Countersunk hole

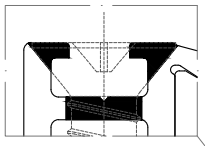



Nota: Se recomienda colocar tornillo avellanado en el semiperfil exterior interrumpiendo el arpon de la junta exterior y sellar adecuadamente la unión.

Note: It is recommended to place a countersunk screw in the outer semi-profile, interrupting the base of the outer gasket and adequately seal the joint.

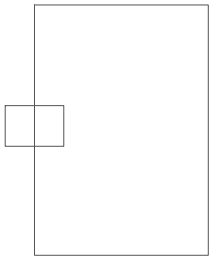

CENTRAL
CENTRAL

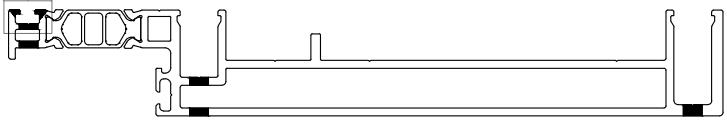

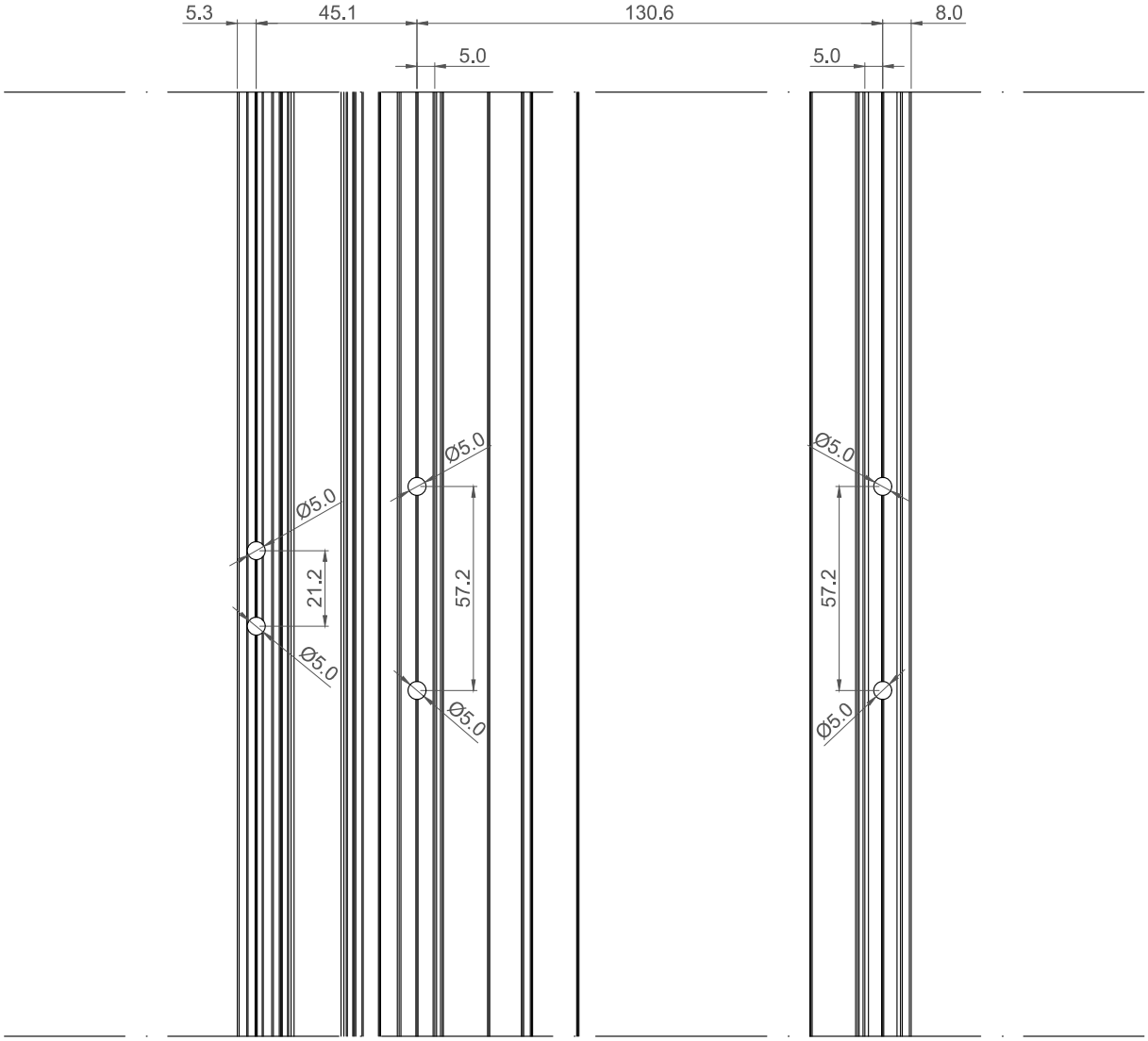

MECANIZADO UNIÓN MONTATE-TRAVESAÑO (COR-9768)

MULLION-TRANSOM JOINT MACHINIG (COR-9768)

Taladro avellanado
Countersunk hole

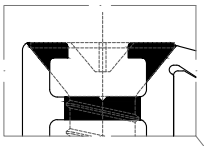



Nota: Se recomienda colocar tornillo avellanado en el semiperfil exterior interrumpiendo el arpon de la junta exterior y sellar adecuadamente la unión.

Note: It is recommended to place a countersunk screw in the outer semi-profile, interrupting the base of the outer gasket and adequately seal the joint.

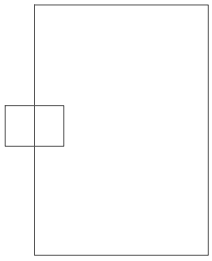

CENTRAL
CENTRAL

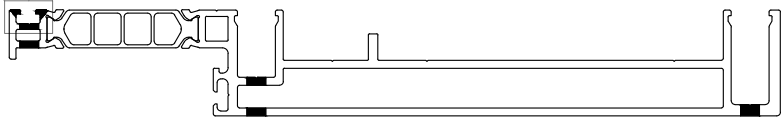

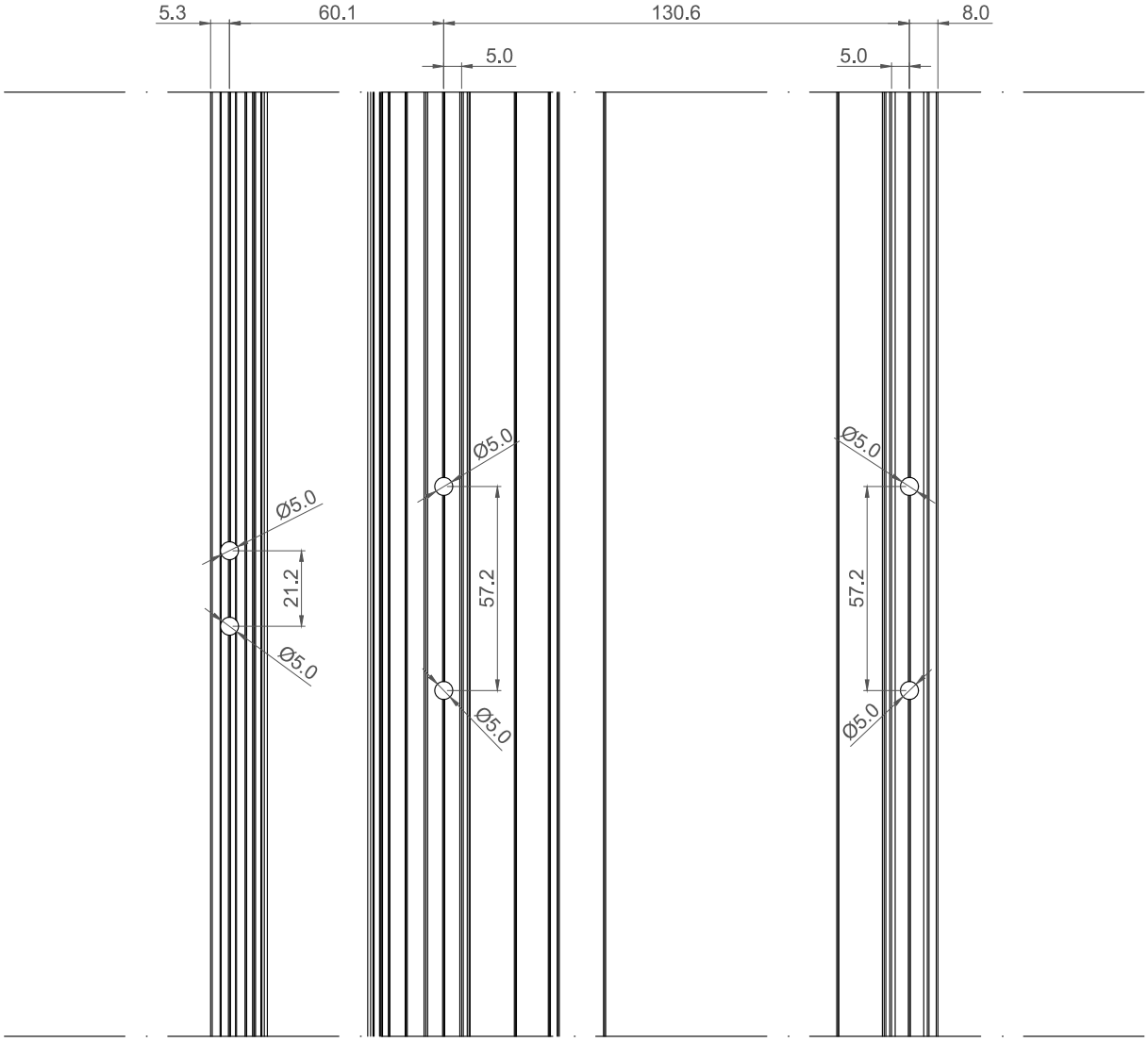

MECANIZADO TRAVESAÑO COR-9710/12/14/16/18/20

TRANSOM MACHINIG COR-9710/12/14/16/18/20

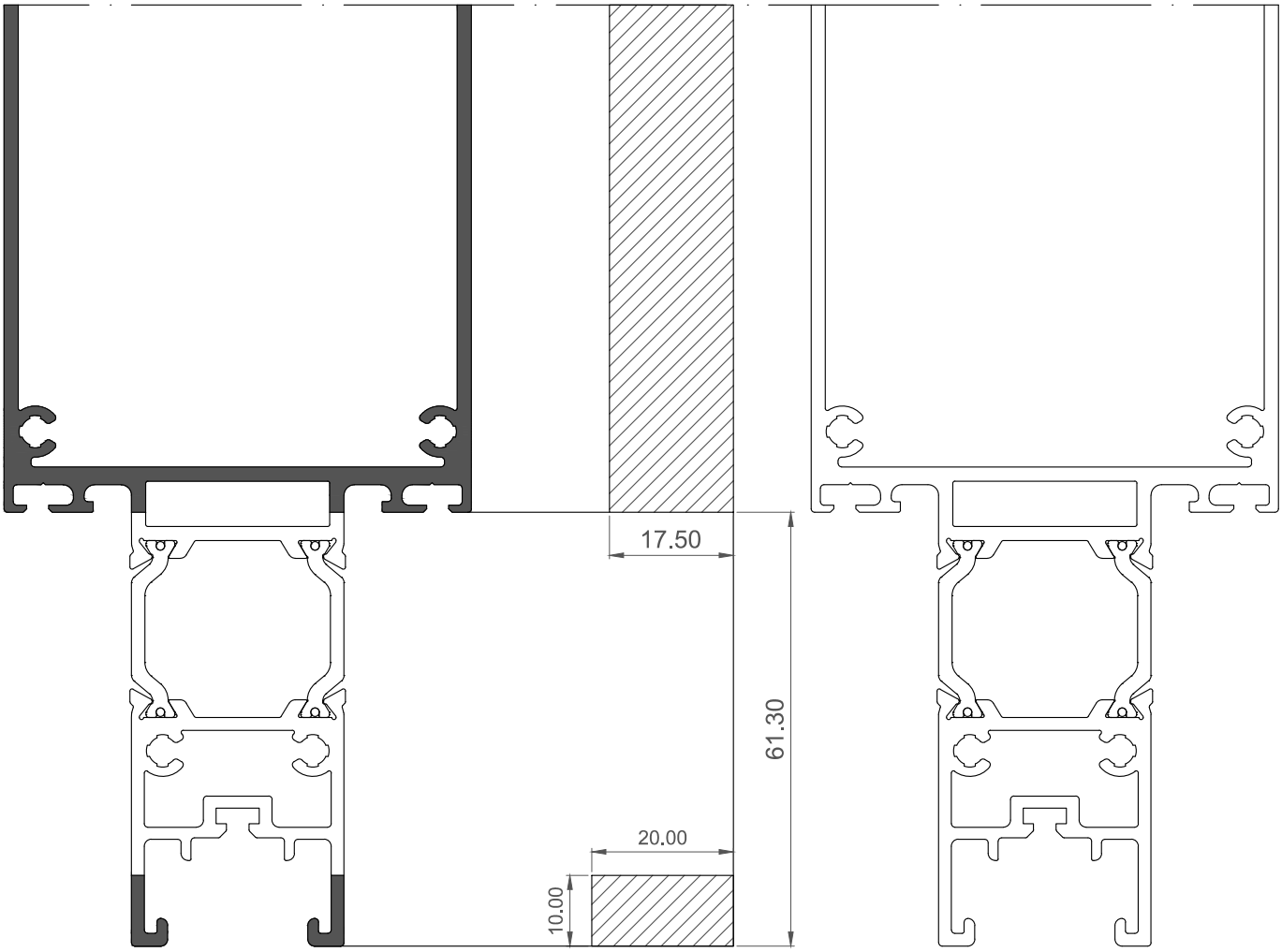

MECANIZADO DEL TRAVESAÑO (PIEZA DE ALINEAMIENTO 399742)

TRANSOM MACHINIG (ALIGNMENT PIECE 399742)

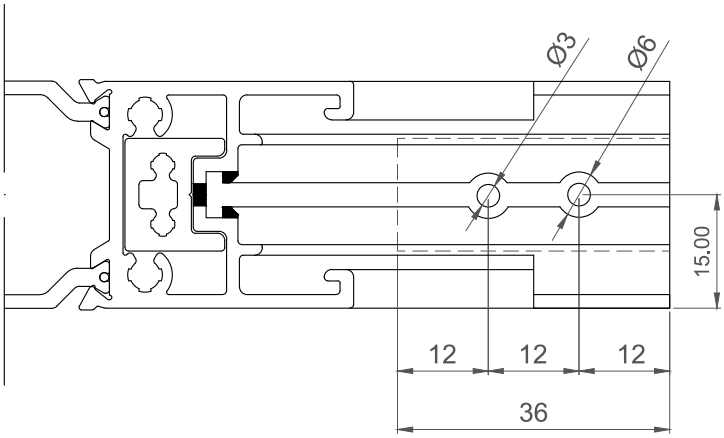

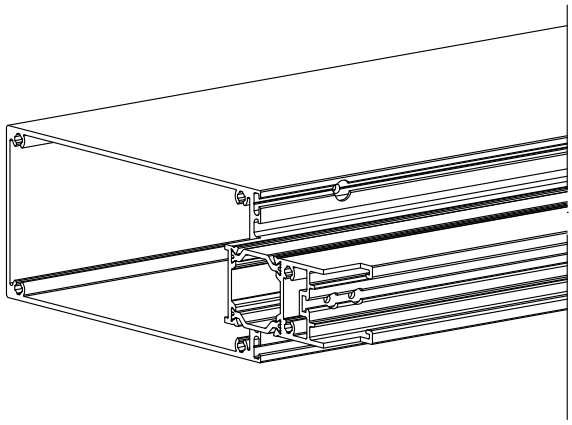

MECANIZADO TRAVESAÑO COR-9711/13/15/17/19/21

TRANSOM MACHINIG COR-9711/13/15/17/19/21

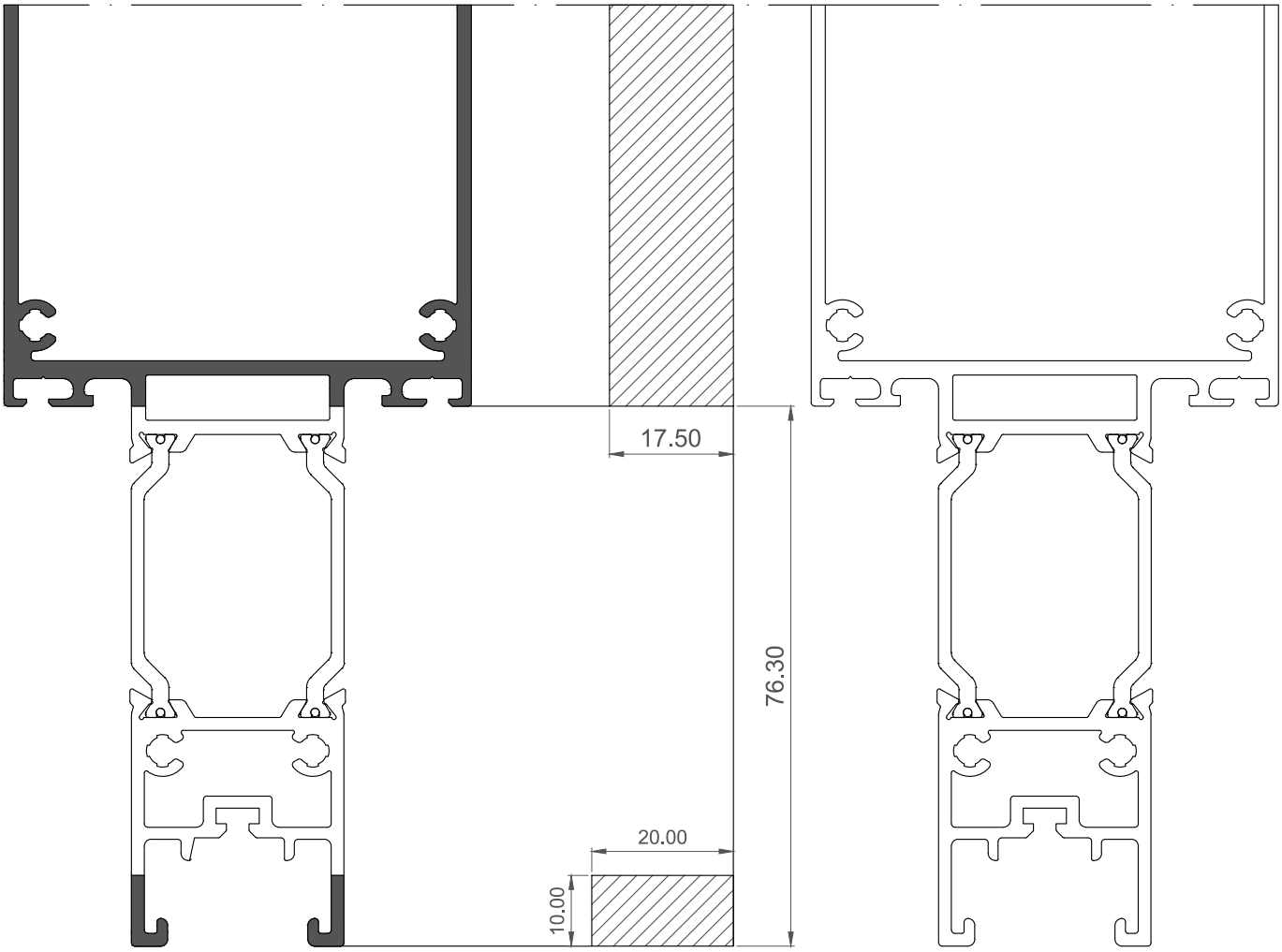

MECANIZADO DEL TRAVESAÑO (PIEZA DE ALINEAMIENTO 399742)

TRANSOM MACHINIG (ALIGNMENT PIECE 399742)

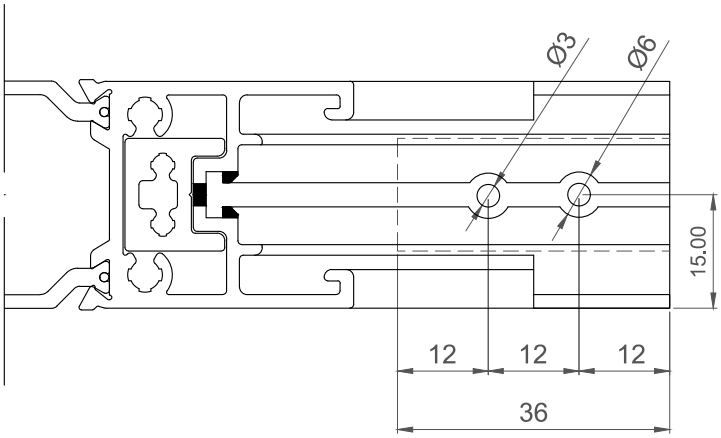

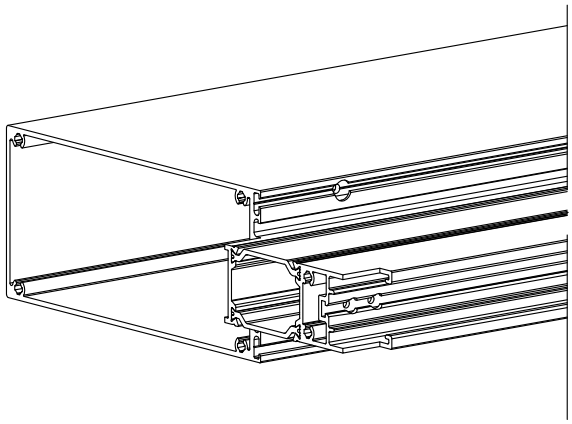

MECANIZADO TRAVESAÑO

TRANSOM MACHINIG

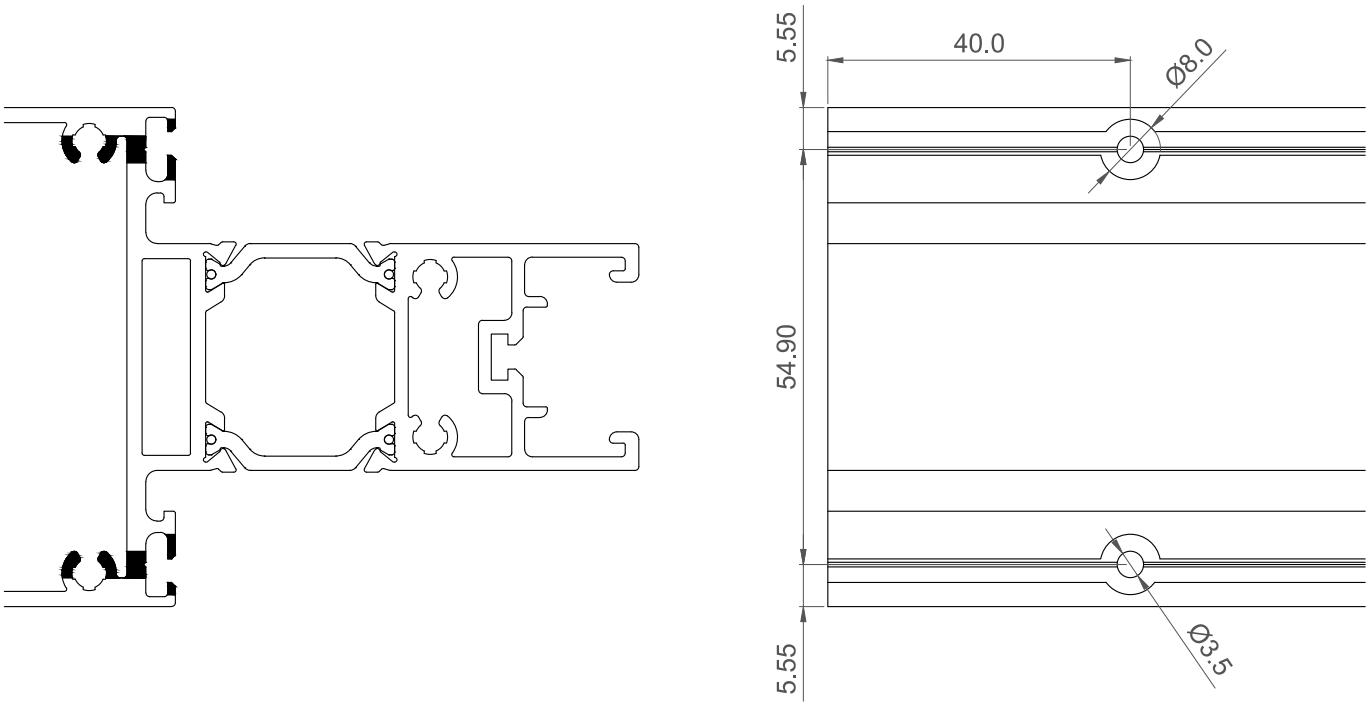

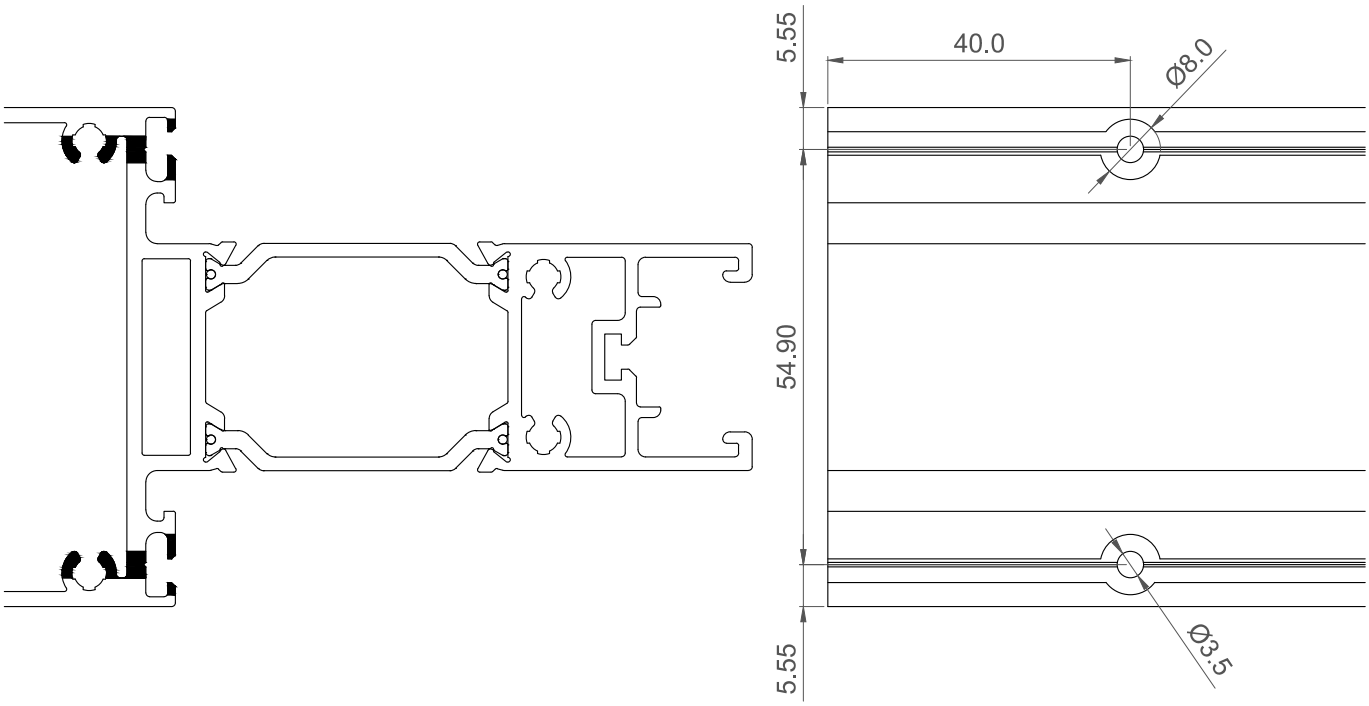

Se realizarán los mismos mecanizados para la versión estructural.
The same machining will be carried out for the structural version.

MECANIZADO MONTANTE COR-9701/66 UNIÓN EN T

T-JOINT COR-9701/66 MULLION MACHINING

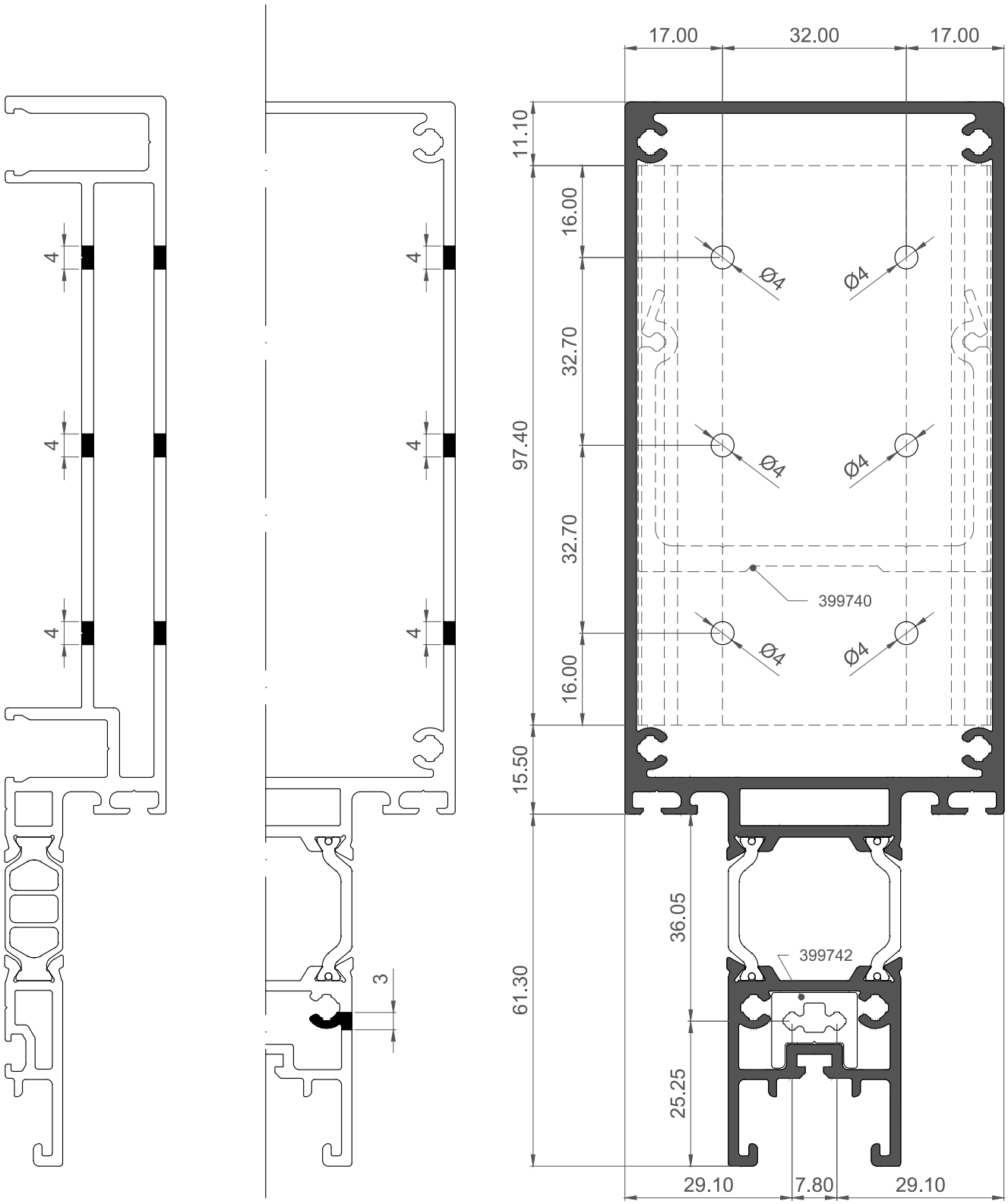

MECANIZADO MONTANTE COR-9702/67 UNIÓN EN T

T-JOINT COR-9702/67 MULLION MACHINING

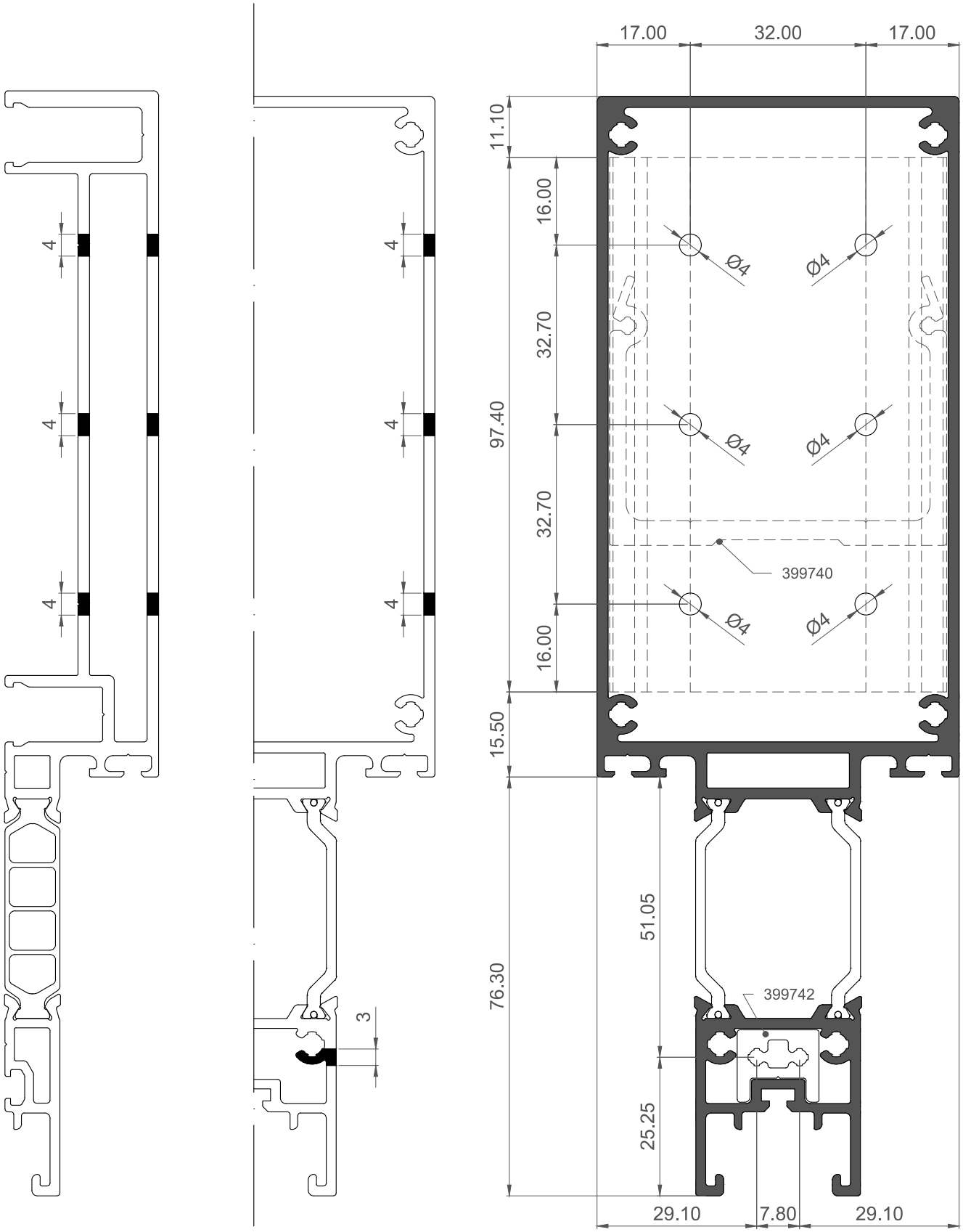

MECANIZADO MONTANTE COR-9703/68 UNIÓN EN T

T-JOINT COR-9703/68 MULLION MACHINING

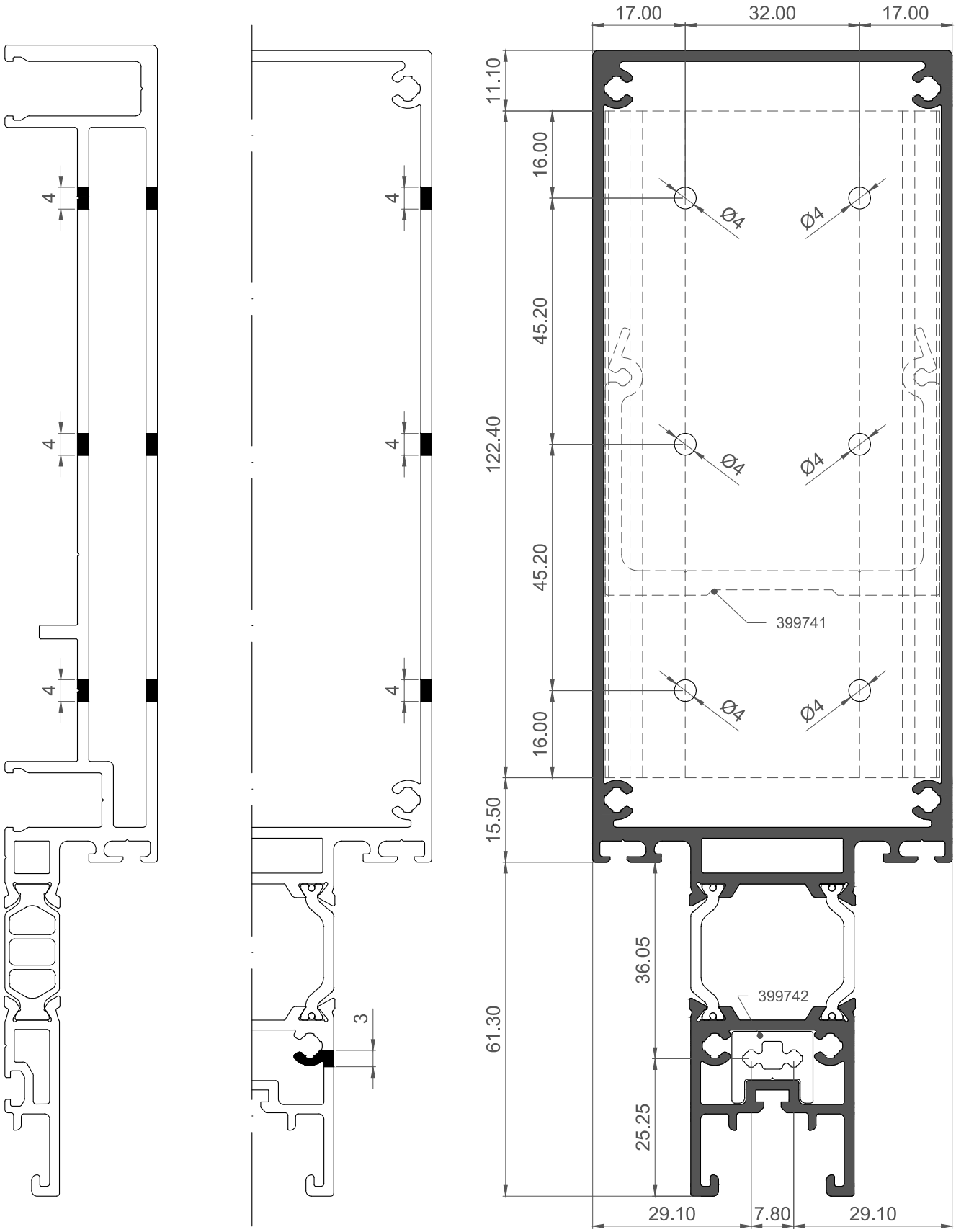

MECANIZADO MONTANTE COR-9704/69 UNIÓN EN T

T-JOINT COR-9704/69 MULLION MACHINING

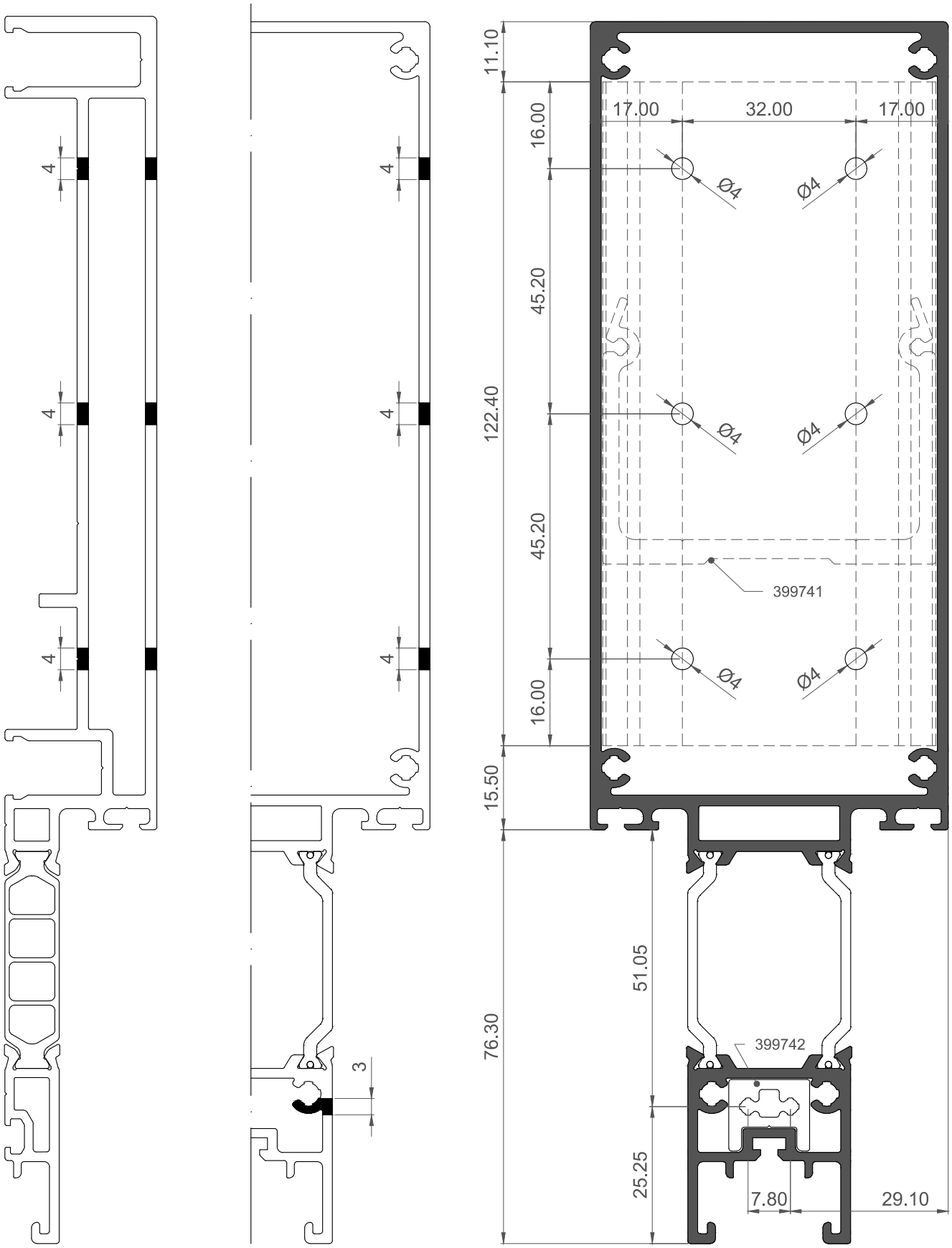

MECANIZADO MONTANTE REFORZADO

REINFORCED MULLION MACHINING

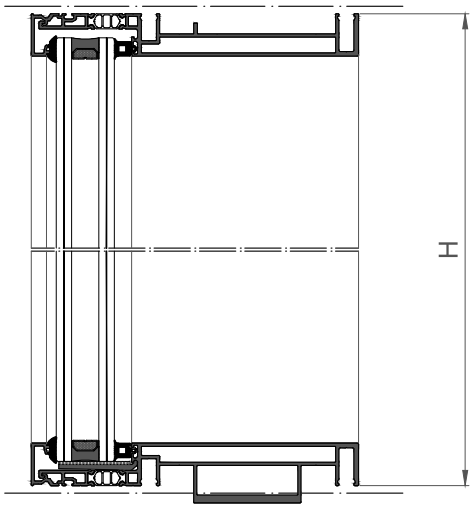

SECCIÓN B-B
SECTION B-B

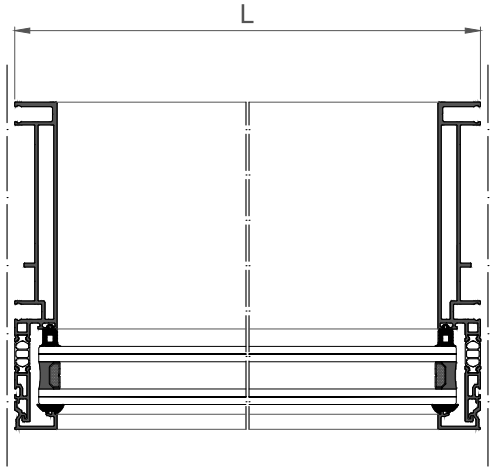

SECCIÓN A-A
SECTION A-A

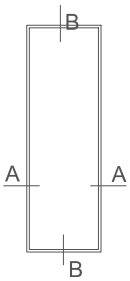

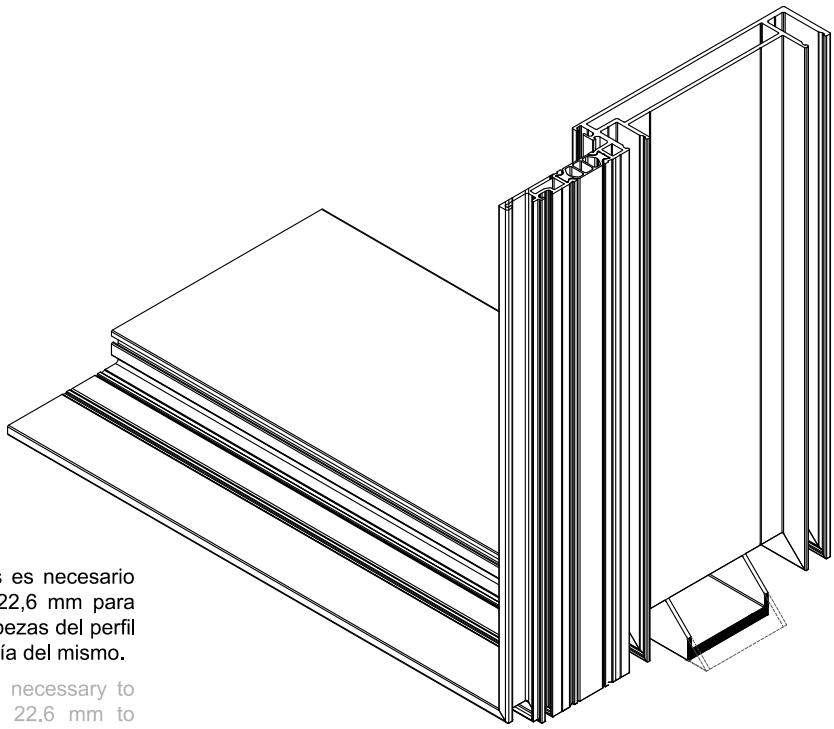

Nota: En los perfiles reforzados es necesario aumentar la longitud de corte 22,6 mm para realizar un corte recto en las cabezas del perfil de 11,3 mm debido a la geometría del mismo.

Note: In reinforced profiles it is necessary to increase the cutting length by 22.6 mm to make a straight cut on the heads of 11.3 mm profile due to the geometry of the profile.

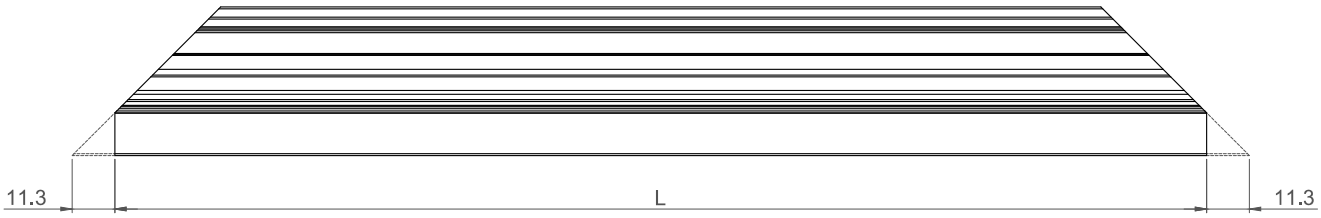

MECANIZADO ESCUADRA PARA MONTANTE 125 mm

E 1:2

125 mm MULLION CLEAT MACHINING

Perfil Base: COR-9735 Accesorio: 399701

Base Profile: COR-9735 Accessory: 399701

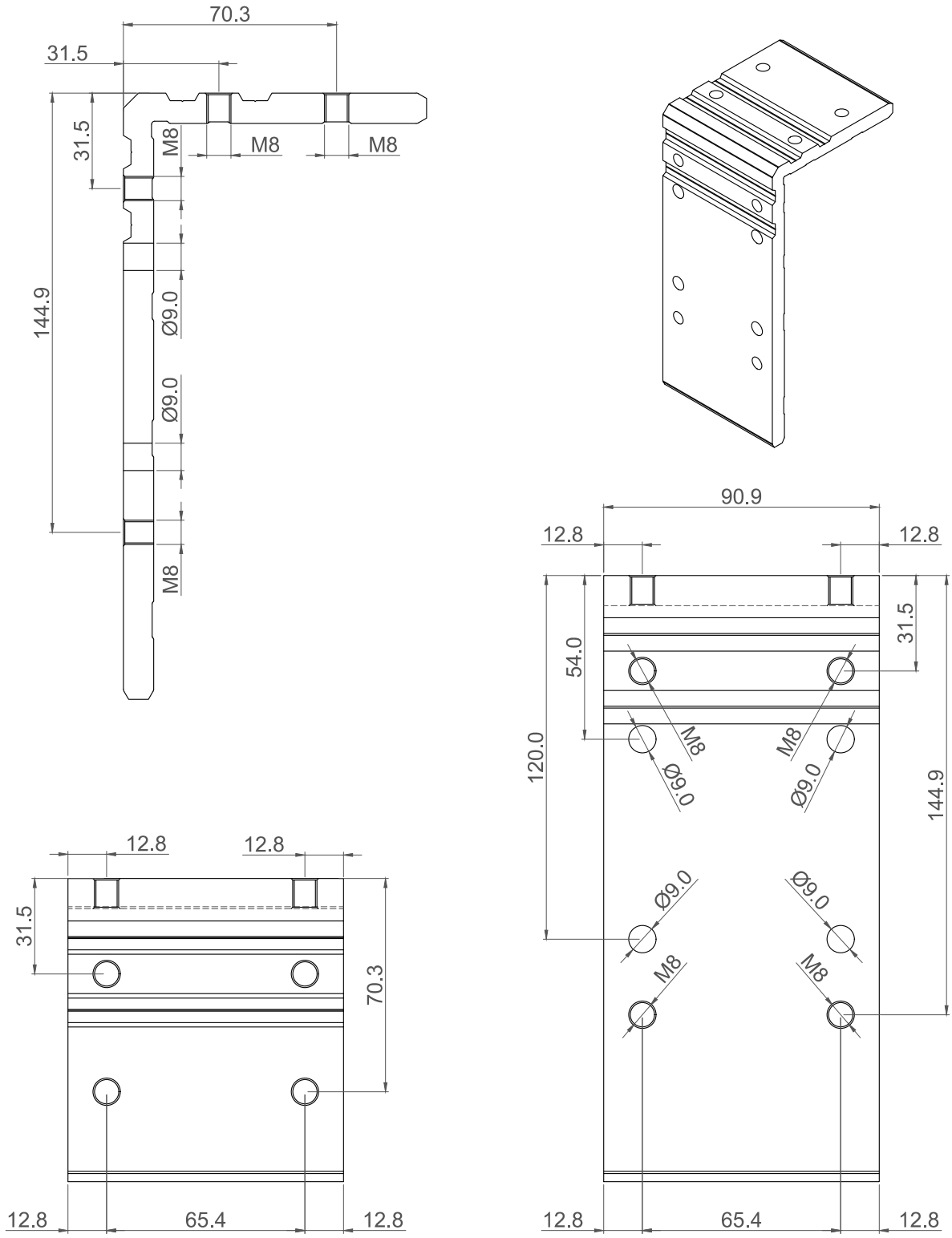

MECANIZADO ESCUADRA PARA MONTANTE DE 150 mm

E 1:2

150 mm MULLION CLEAT MACHINING

Perfil Base: COR-9735 Accesorio: 399702

Base Profile: COR-9735 Accessory: 399702

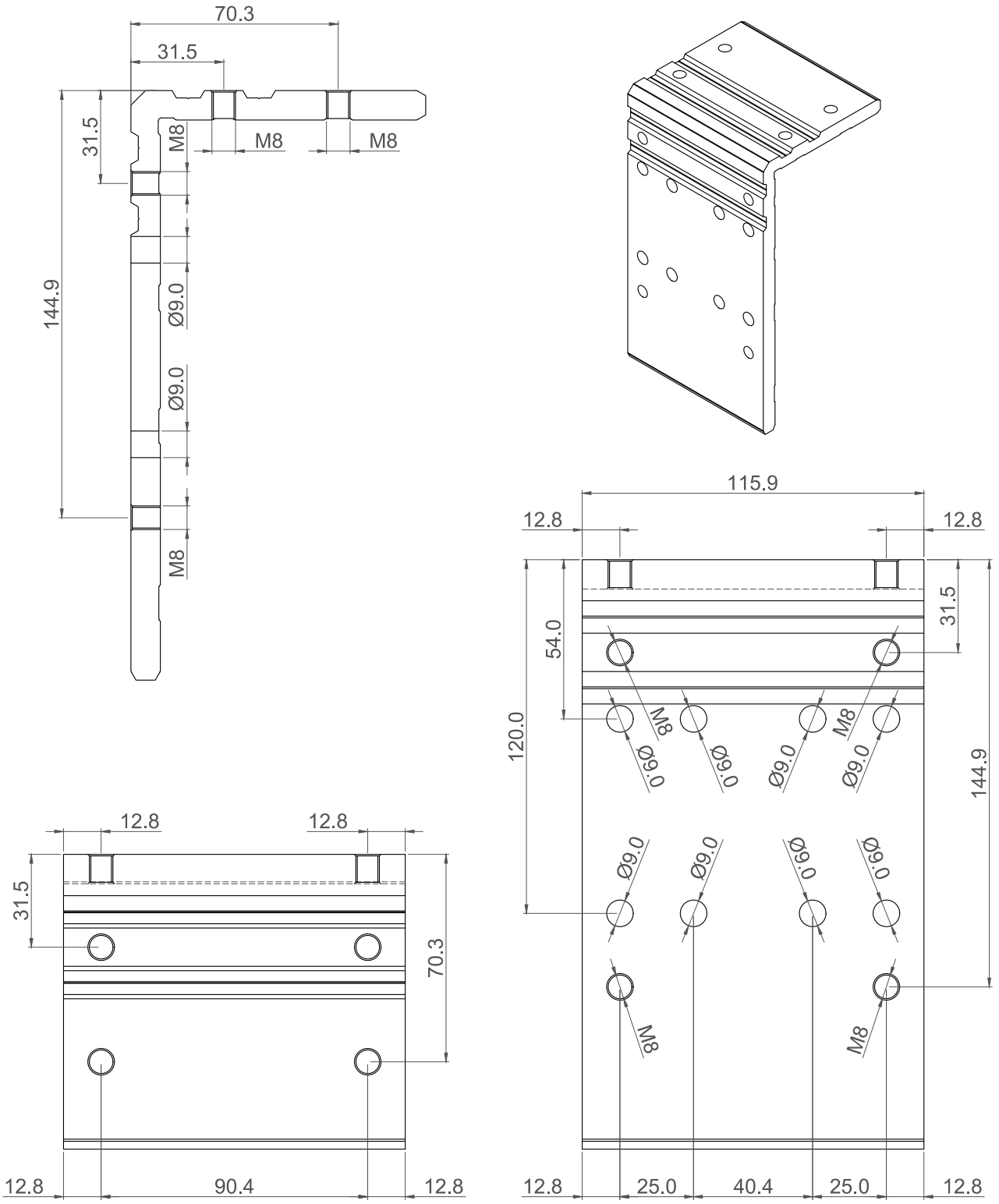

MECANIZADO ESCUADRA SECUNDARIA

E 1:1

SECONDARY CLEAT MACHINING

Perfil Base: COR-9736 Accesorio: 399703

Base Profile: COR-9736 Accessory: 399703

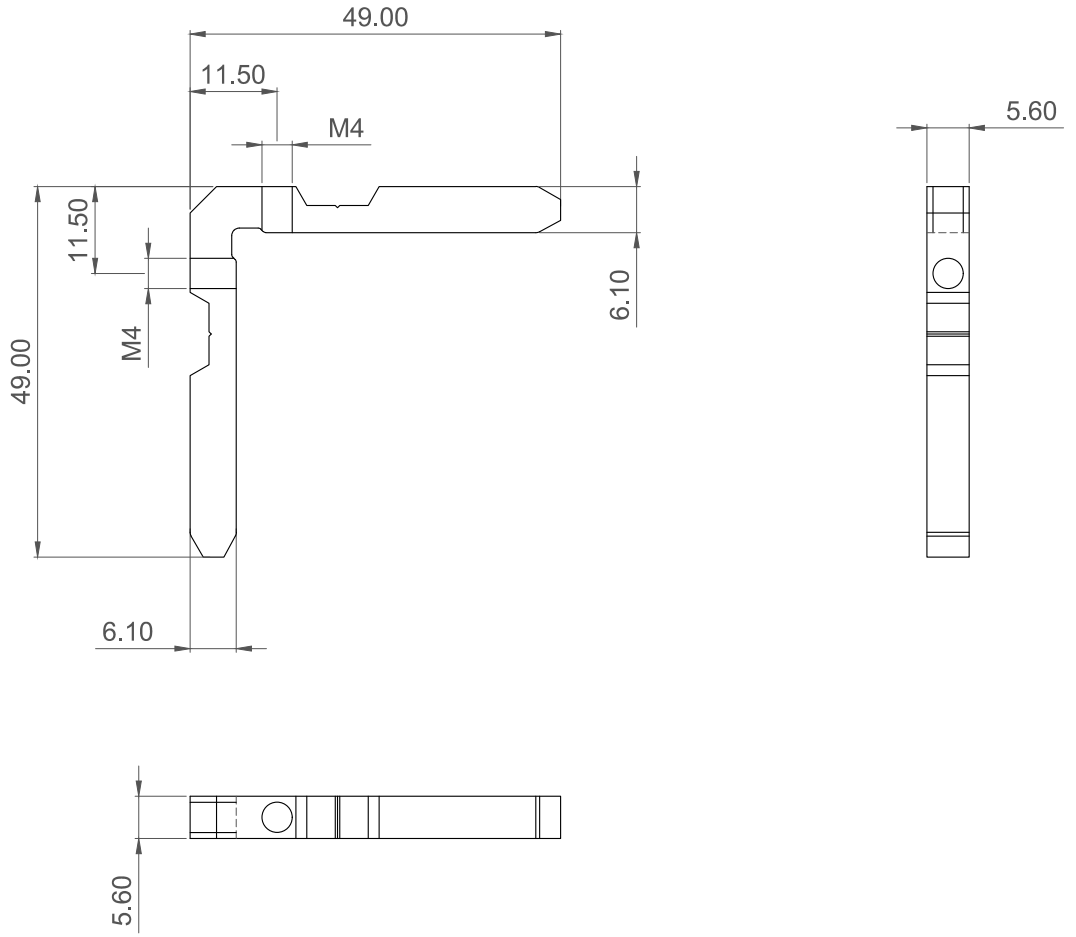

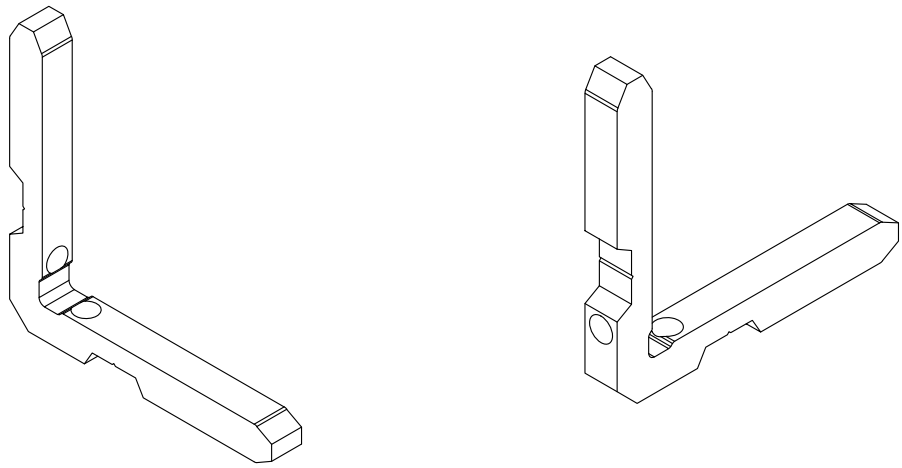

MECANIZADO ELEMENTO CONECTOR

E 1:2

CONNECTOR ELEMENT MACHINING

Perfil Base: COR-9726 Accesorio: 399704

Base Profile: COR-9726 Accessory: 399704

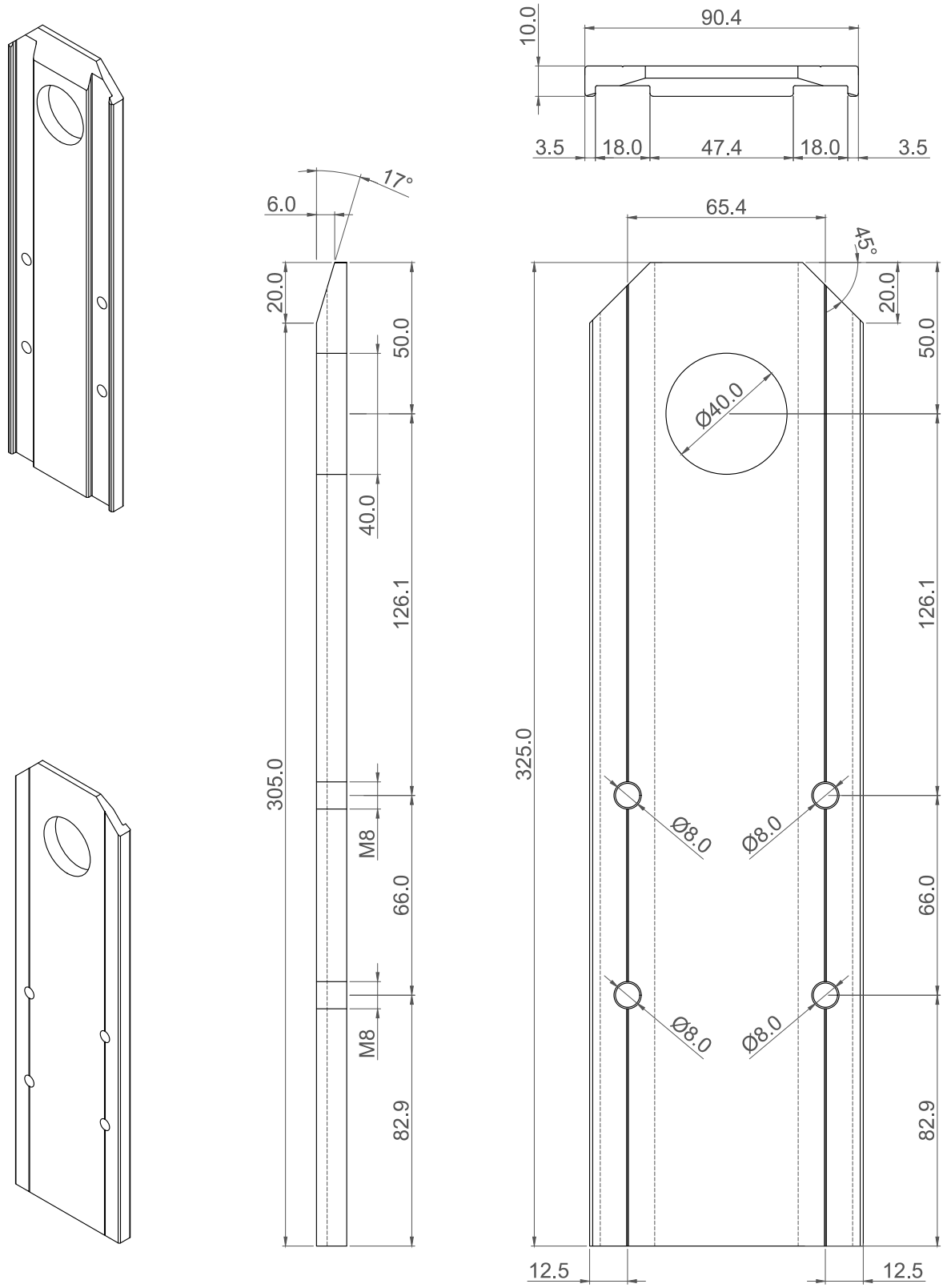

MECANIZADO APOYAVIDRIOS DE 40 mm (150mm) E 1:1

40 mm GLASS SUPPORT (150 mm) MACHINING

Perfil Base: COR-9725 Accesorio: 399724

Base Profile: COR-9725 Accessory: 399724

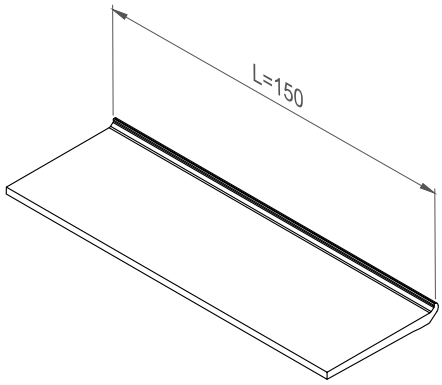

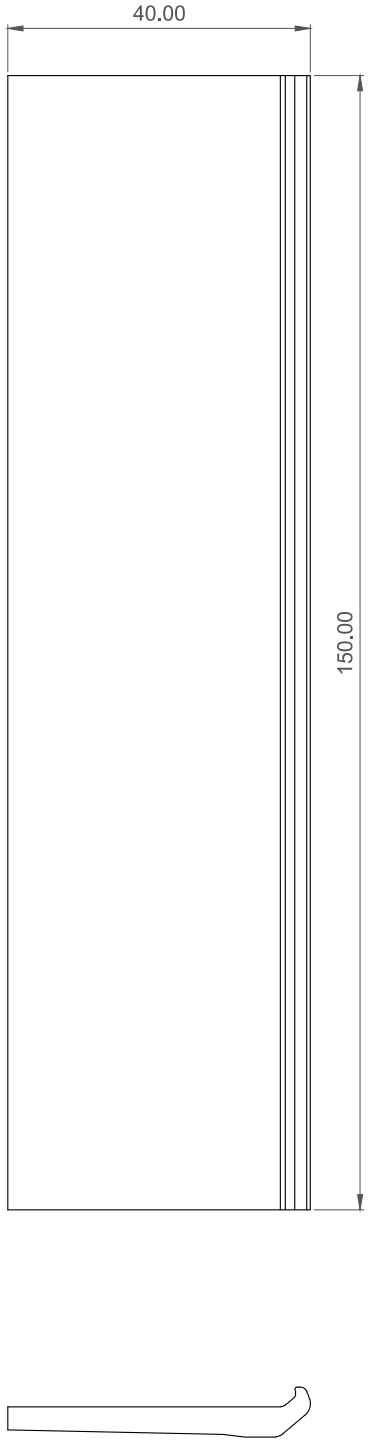

MECANIZADO APOYAVIDRIOS DE 52 mm (150 mm)

E 1:1

52 mm GLASS SUPPORT (150 mm) MACHINING

Perfil Base: COR-9725 Accesorio: 399725

Base Profile: COR-9725 Accessory: 399725

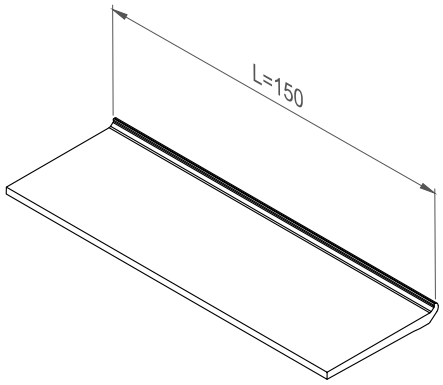

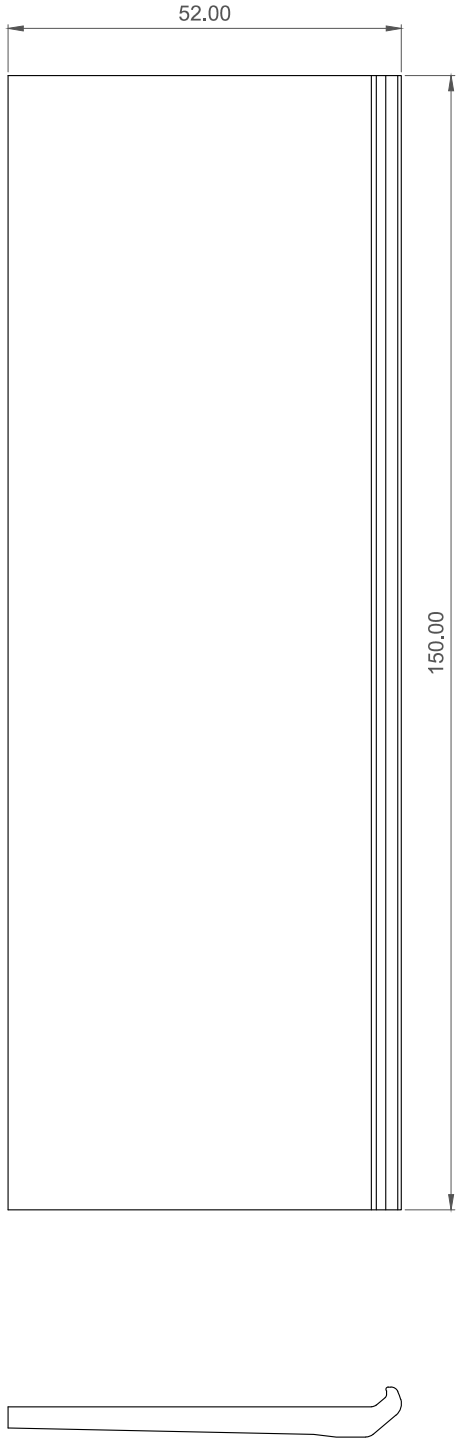

MECANIZADO APOYAVIDRIOS DE 67 mm (150 mm)

E 1:1

67 mm GLASS SUPPORT (150 mm) MACHINING

Perfil Base: COR-9725 Accesorio: 399726

Base Profile: COR-9725 Accessory: 399726

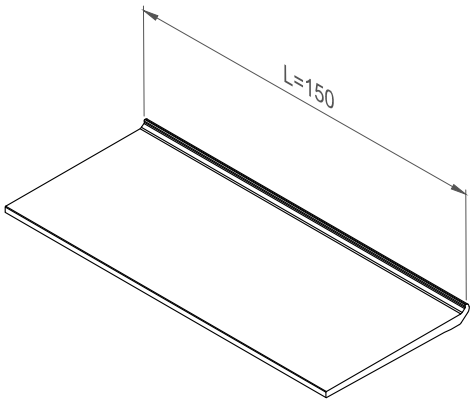



MECANIZADO APOYAVIDRIOS DE 52 mm (200 mm)

E 1:1

52 mm GLASS SUPPORT (200 mm) MACHINING

Perfil Base: COR-9725 Accesorio: 399727

Base Profile: COR-9725 Accessory: 399727

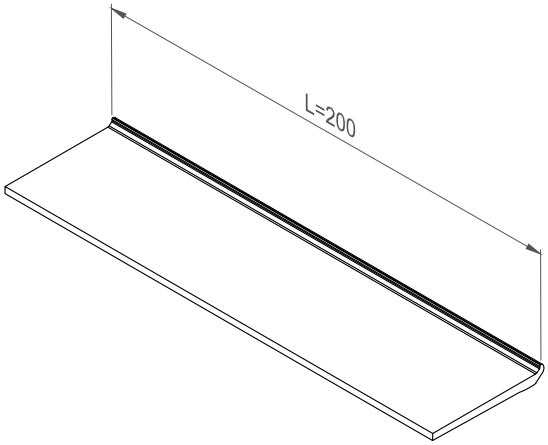

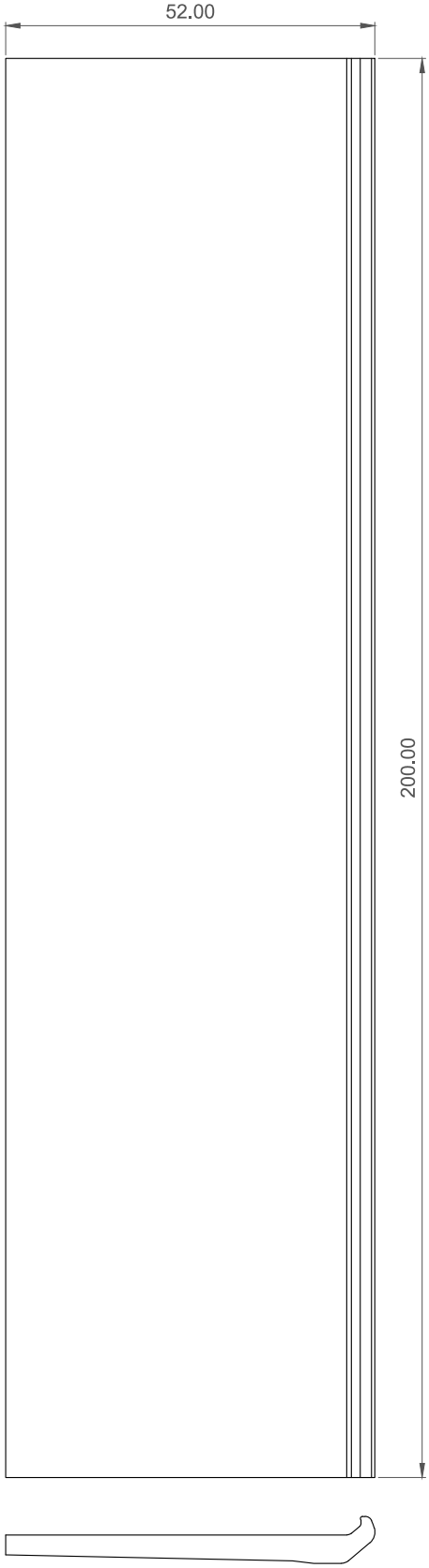

MECANIZADO APOYAVIDRIOS DE 67 mm (200 mm)

E 1:1

67 mm GLASS SUPPORT (200 mm) MACHINING

Perfil Base: COR-9725 Accesorio: 399728

Base Profile: COR-9725 Accessory: 399728

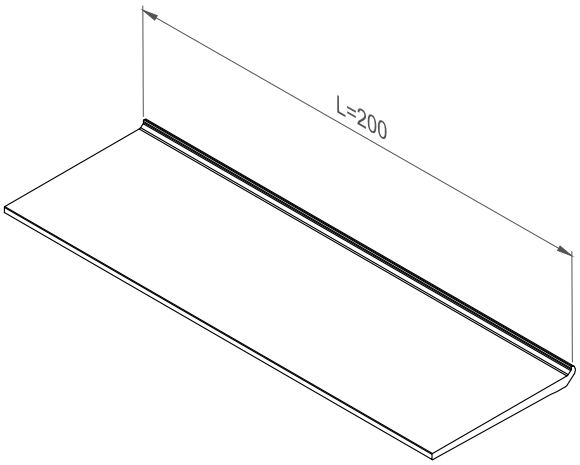



MECANIZADO PERFIL UNIÓN EN T EN ESQUINA (MONTANTE DE 125 mm)

E 1:2

CORNER T-JOINT PROFIL MACHINING (125 mm MULLION)

Perfil Base: COR-9750 Accesorio: 399735

Base Profile: COR-9750 Accessory: 399735

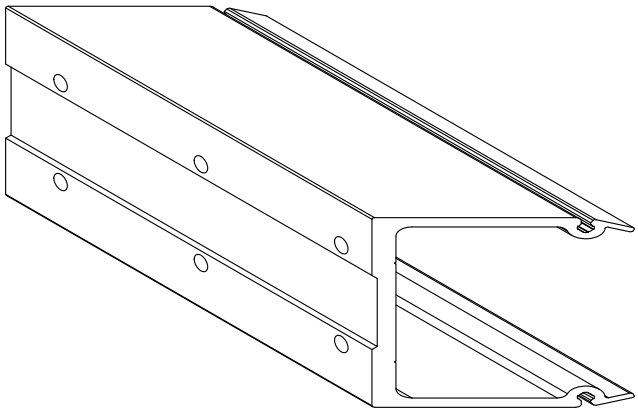

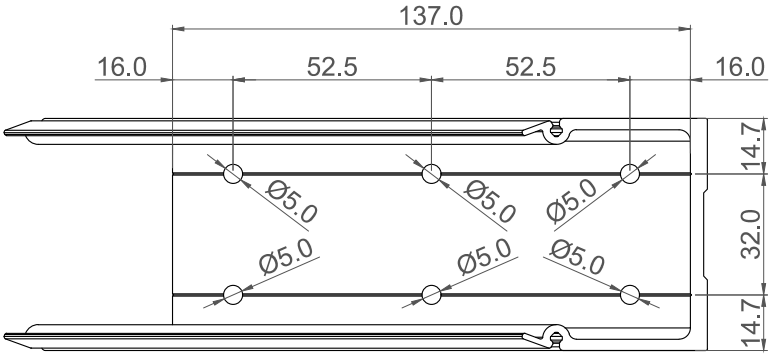

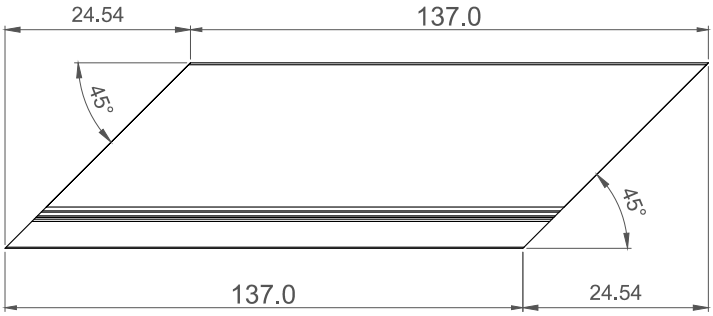

MECANIZADO PERFIL UNIÓN EN T EN ESQUINA (MONTANTE DE 150 mm)

E 1:2

CORNER T-JOINT PROFIL MACHINING (150 mm MULLION)

Perfil Base: COR-9750 Accesorio: 399736

Base Profile: COR-9750 Accessory: 399736

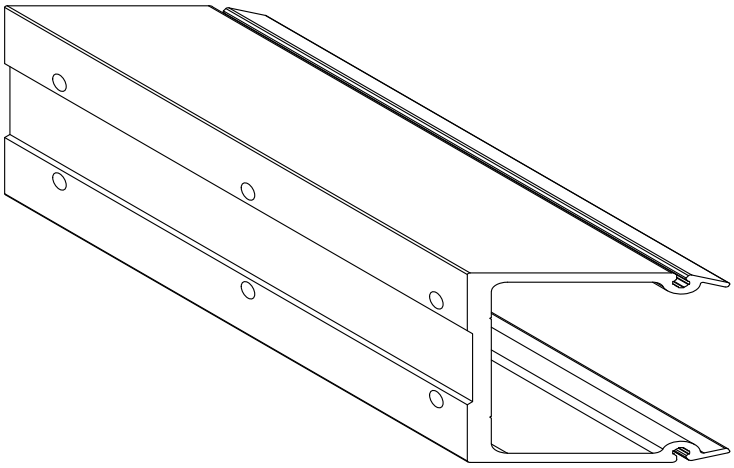

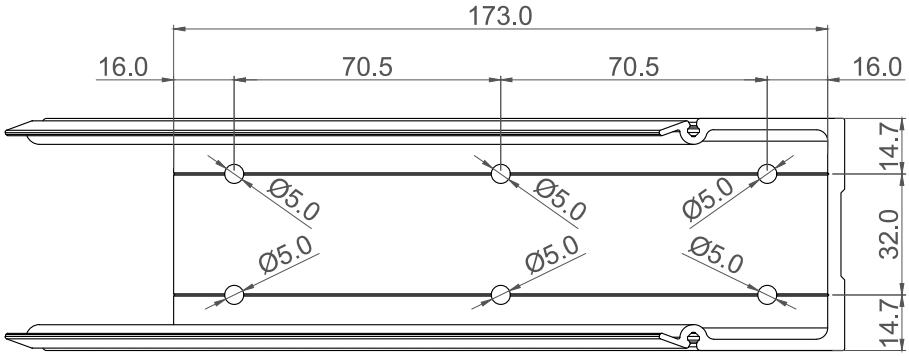

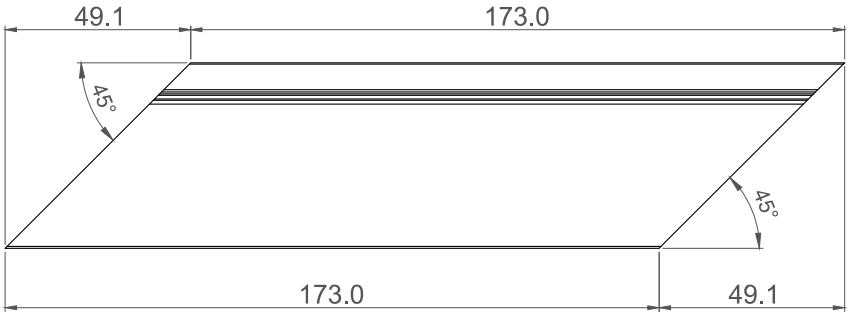

MECANIZADO PERFIL UNIÓN EN T (MONTANTE DE 125 mm)

E 1:1

T-JOINT PROFIL MACHINING (125 mm MULLION)

Perfil Base: COR-9750 Accesorio: 399740

Base Profile: COR-9750 Accessory: 399740

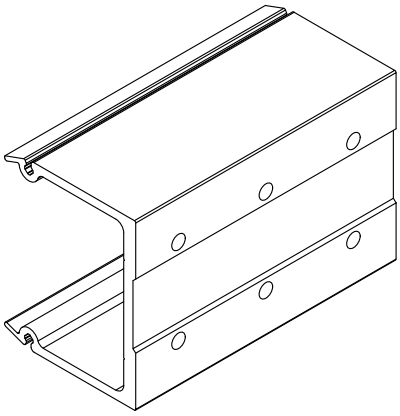

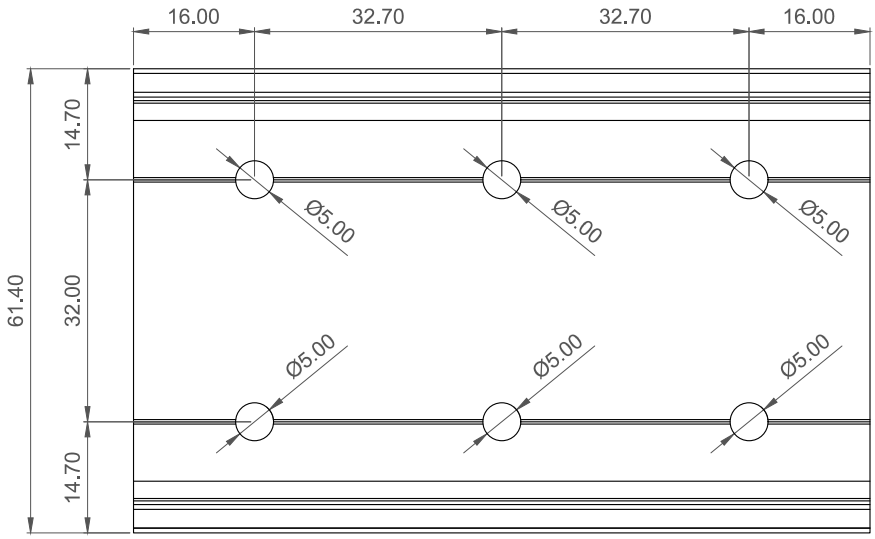

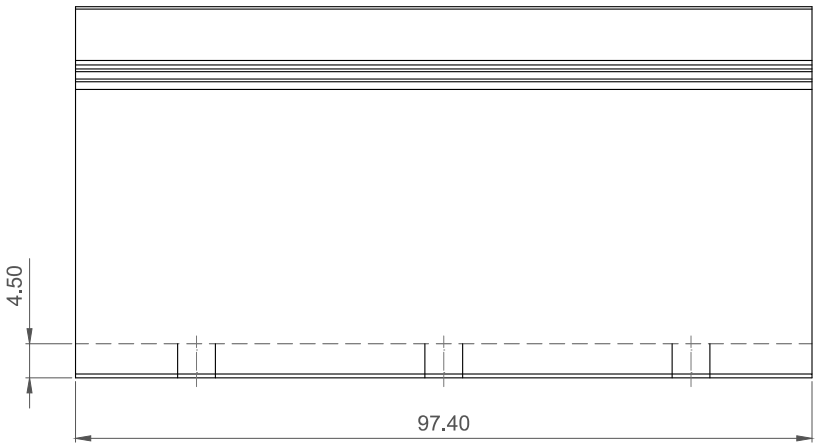

MECANIZADO PERFIL UNIÓN EN T (MONTANTE DE 150 mm)

E 1:1

T-JOINT PROFIL MACHINING (150 mm MULLION)

Perfil Base: COR-9750 Accesorio: 399741

Base Profile: COR-9750 Accessory: 399741

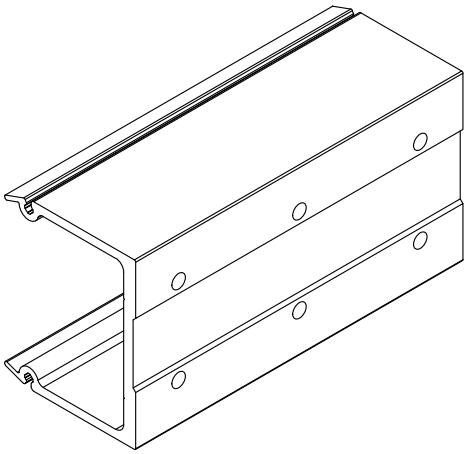

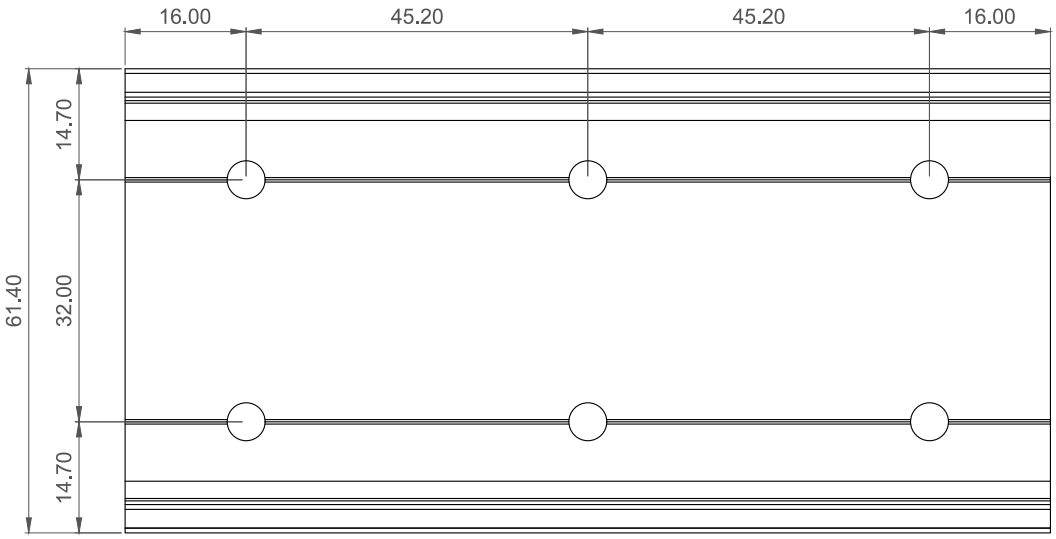

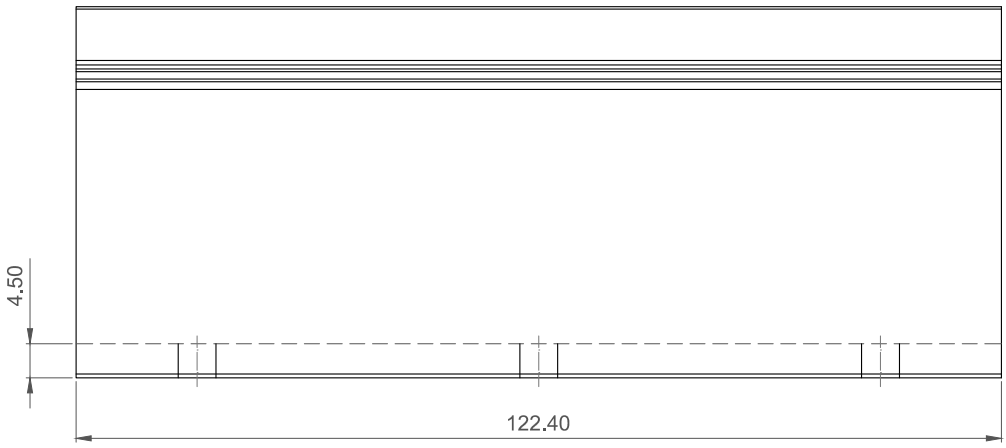

MECANIZADO PERFIL DE ALINEAMIENTO

E 2:1

ALIGNMENT PROFILE MACHINING

Perfil Base: COR-9751 Accesorio: 399742

Base Profile: COR-9751 Accessory: 399742

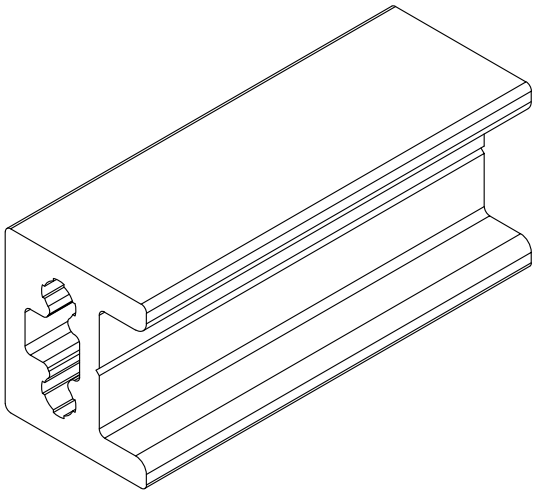



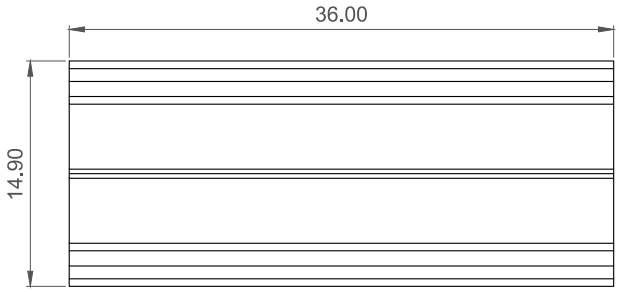

MECANIZADO PLACA DE ANCLAJE

E 1:2

ANCHORING PLATE MACHINING

Perfil Base: COR-9730 Accesorio: 399751

Base Profile: COR-9730 Accessory: 399751

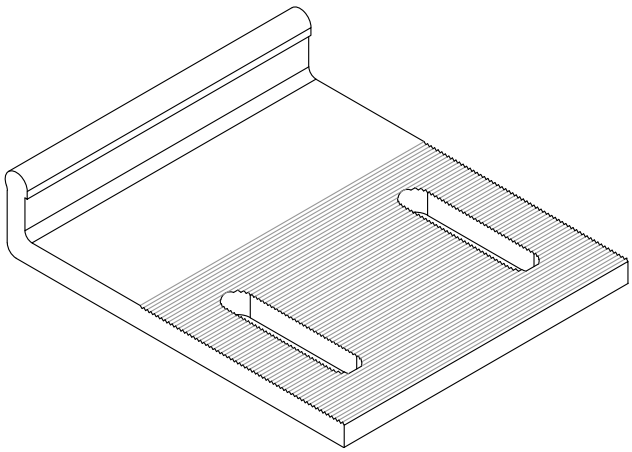

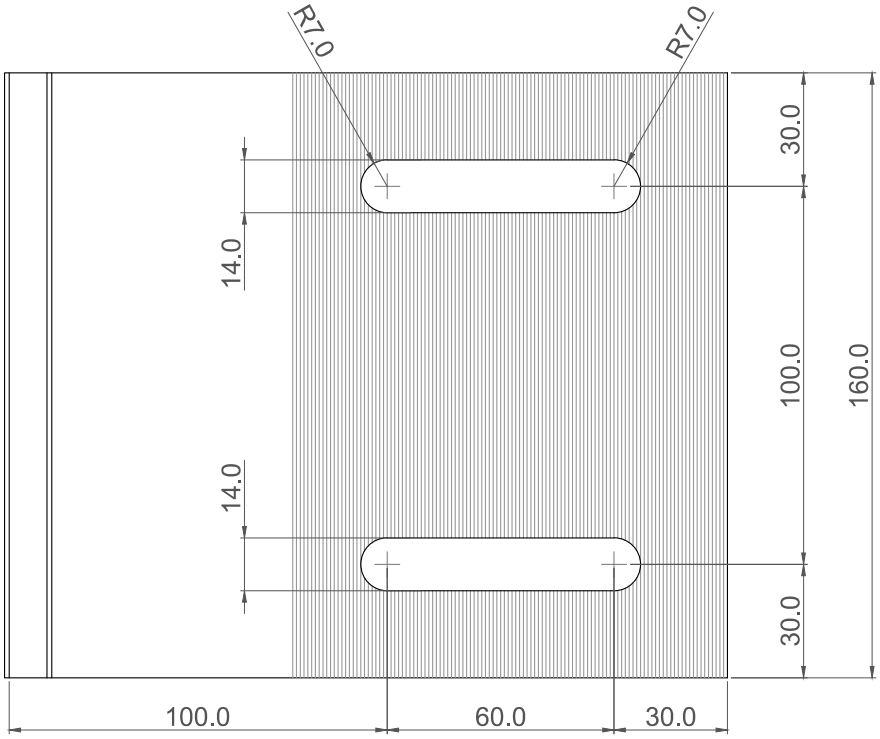

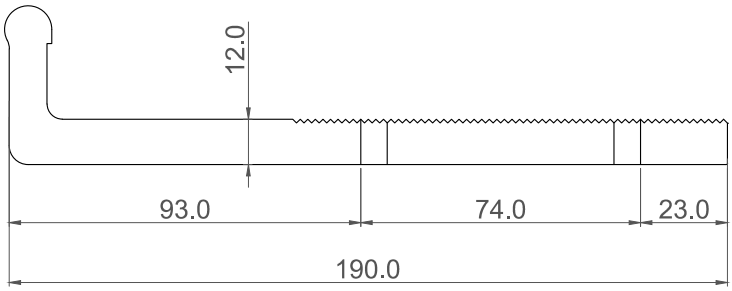

MECANIZADO GANCHO SOPORTE

E 1:2

SUPPORT HOOK MACHINING

Perfil Base: COR-9731 Accesorio: 399753

Base Profile: COR-9731 Accessory: 399753

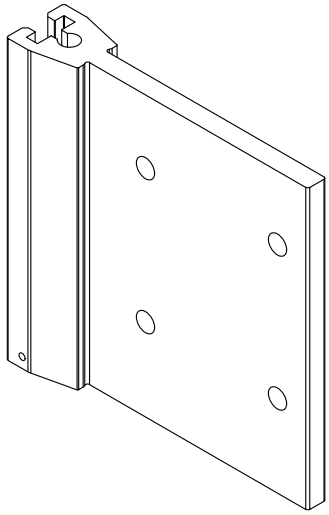

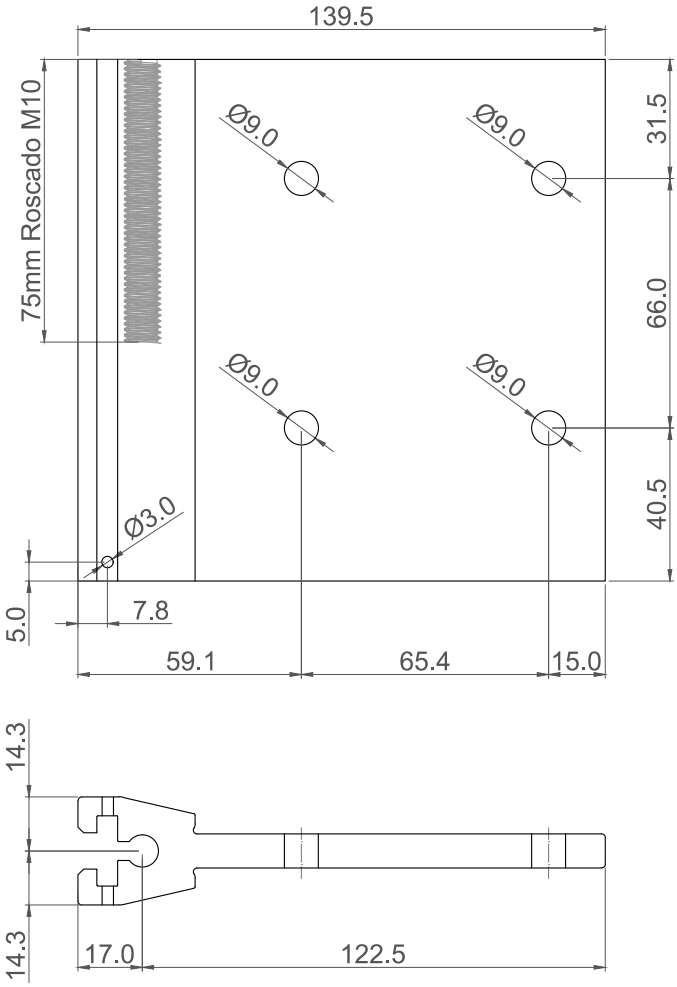

MECANIZADO GANCHO DESLIZANTE

E 1:1

SLIDING HOOK MACHINING

Perfil Base: COR-9732 Accesorio: 399752

Base Profile: COR-9732 Accessory: 399752

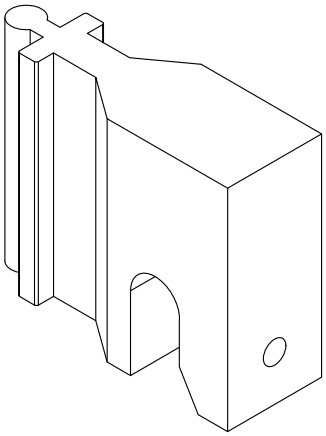

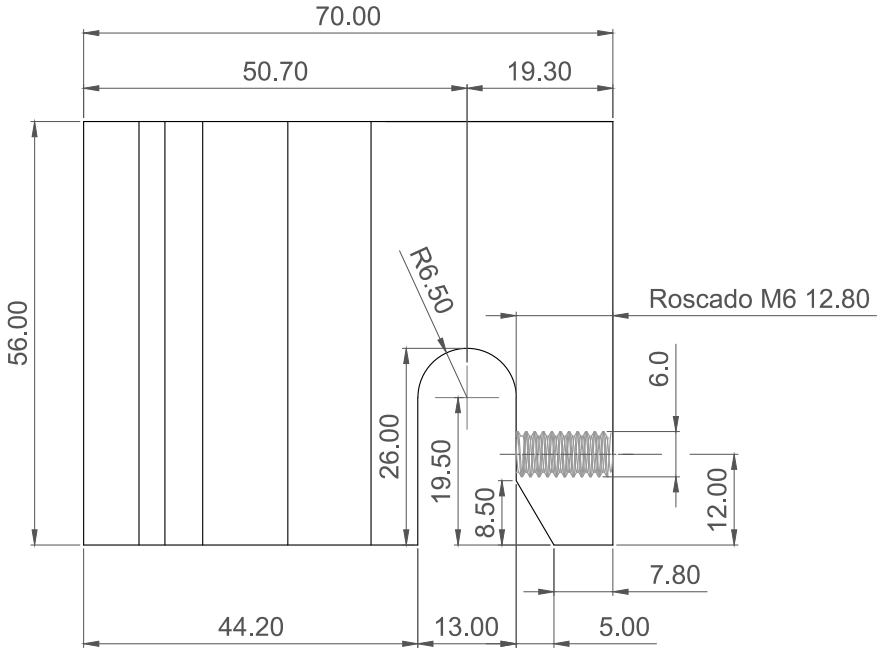

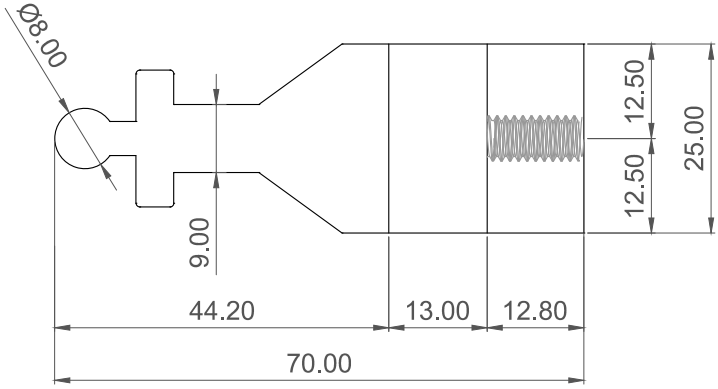

MECANIZADO PERFIL CONECTOR MACHO (10 mm)

E 1:1

MALE CONNECTOR PROFILE (10 mm) MACHINING

Perfil Base: COR-9747 Accesorio: 399790

Base Profile: COR-9747 Accessory: 399790

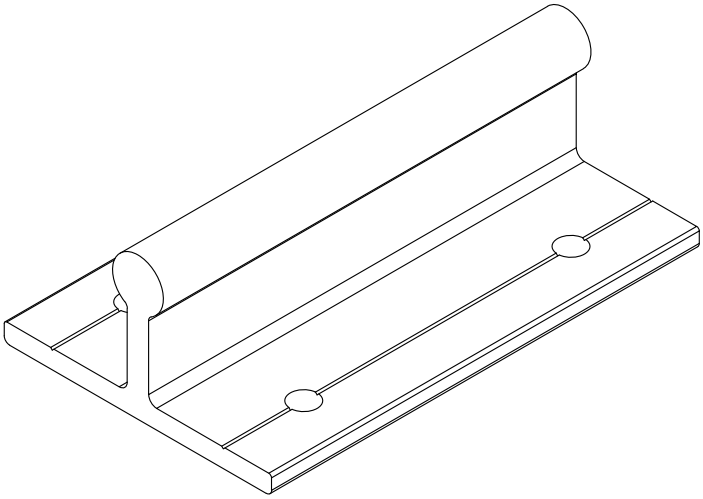

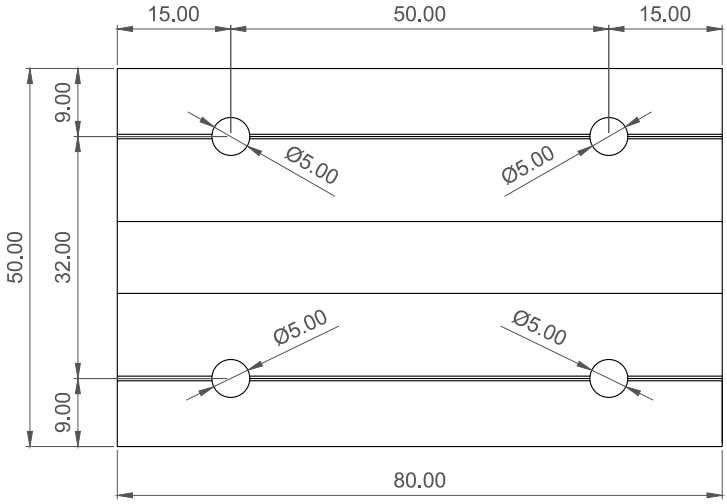

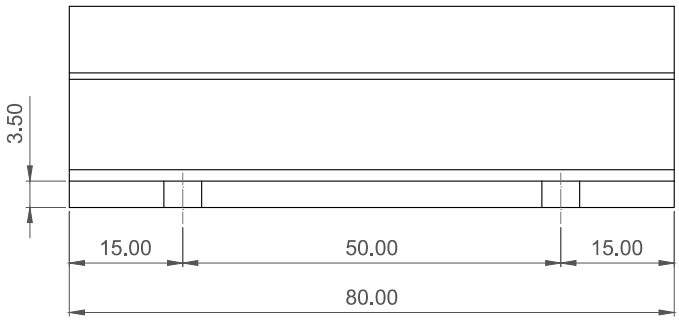

MECANIZADO PERFIL CONECTOR HEMBRA (10 mm)

E 1:1

FEMALE CONNECTOR PROFILE (10 MM) MACHINING

Perfil Base: COR-9401 Accesorio: 399791

Base Profile: COR-9401 Accessory: 399791

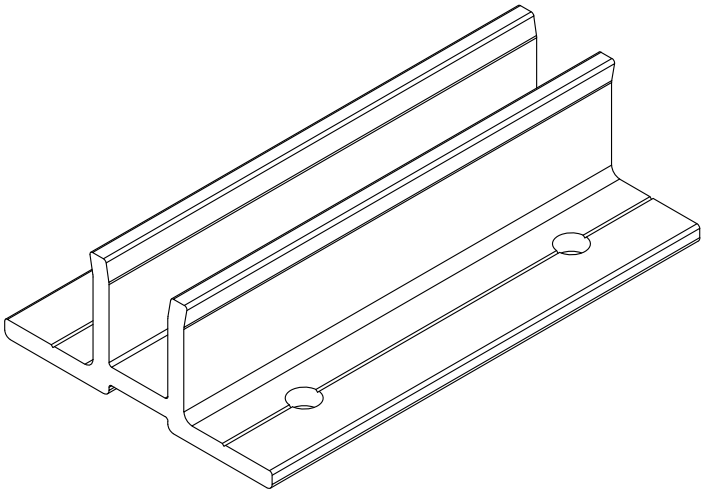

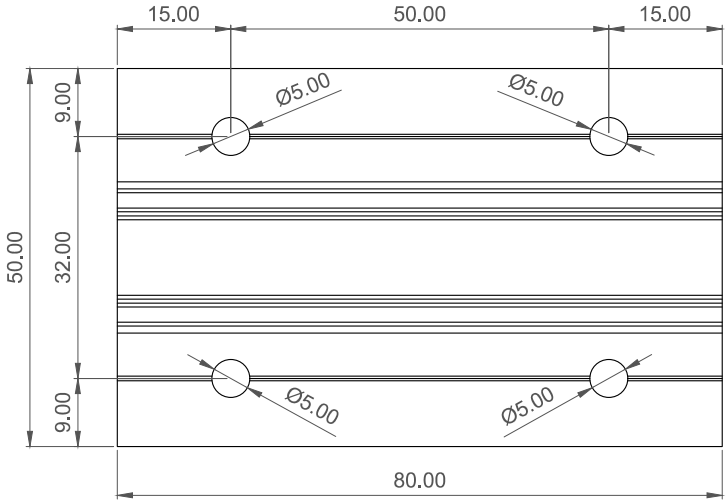



MECANIZADO PERFIL CONECTOR MACHO (20 mm)

E 1:1

MALE CONNECTOR PROFILE (20 mm) MACHINING

Perfil Base: COR-9749 Accesorio: 399792

Base Profile: COR-9749 Accessory: 399792

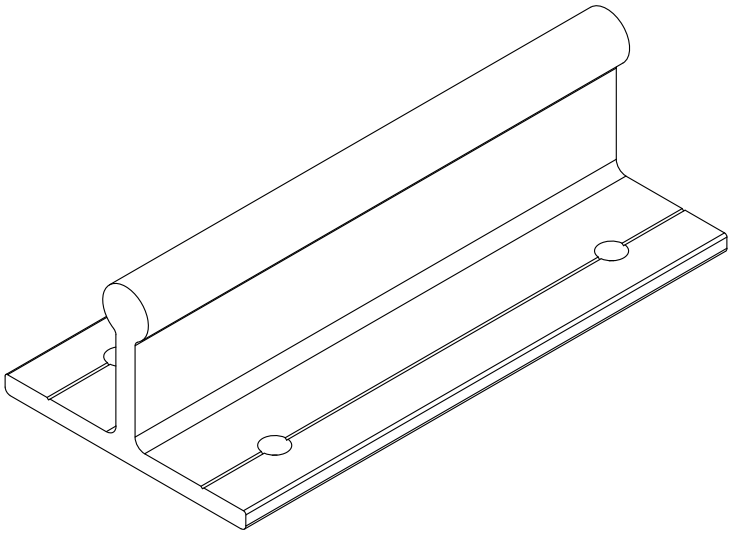

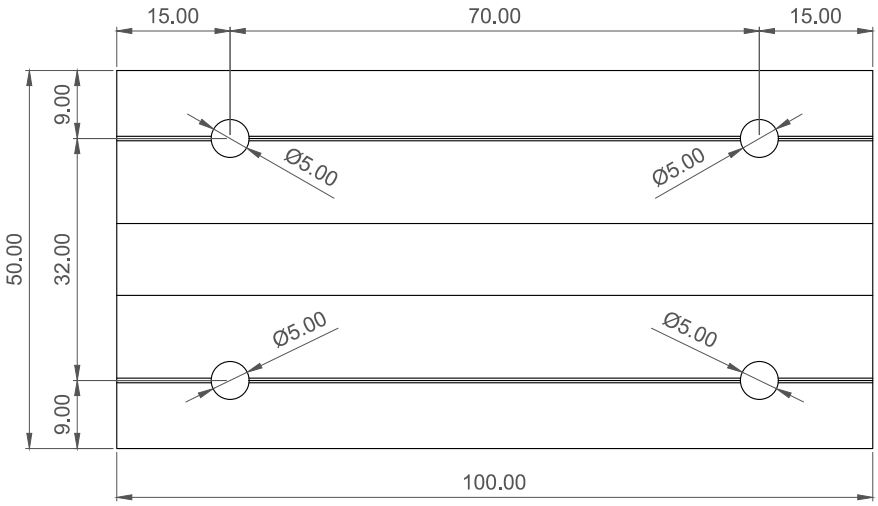



MECANIZADO PERFIL CONECTOR HEMBRA (20 mm)

E 1:1

FEMALE CONNECTOR PROFILE (20 mm) MACHINING

Perfil Base: COR-9748 Accesorio: 399793

Base Profile: COR-9748 Accessory: 399793

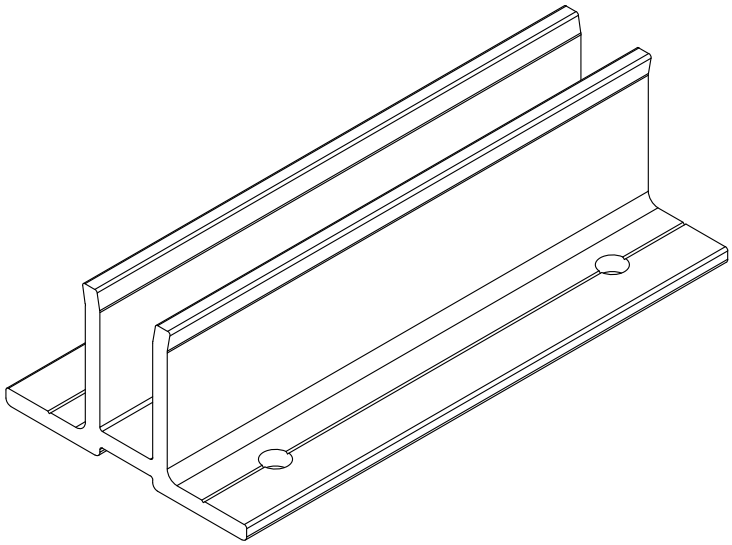

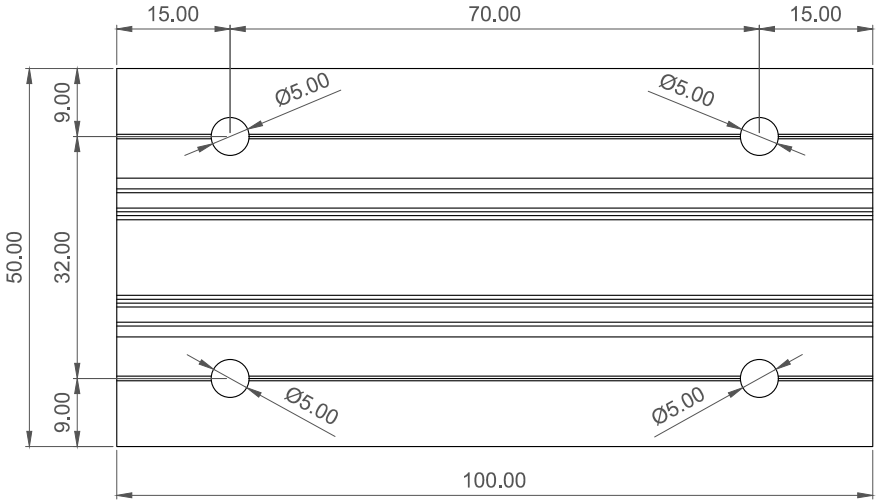



FACHADA MODULAR UNIT 66
UNITIZED FAÇADE UNIT 66

10. PUESTA EN OBRA
10. SITE INSTALLATION

IMPORTANTE
ALUMINIOS CORTIZO S.A.U. se reserva el derecho de modificar o eliminar cualquiera de sus perfiles, accesorios o juntas del sistema sin previo aviso. ALUMINIOS CORTIZO S.A.U. no se hace responsable de las posibles erratas tipográficas de este catálogo y recomienda encarecidamente al cliente que, antes de la formalización de cualquier pedido, verifique que las referencias aparecidas en el mismo son las correctas.

IMPORTANT
ALUMINIOS CORTIZO S.A.U. reserves the right to modify or remove any of its system profiles, accessories or gaskets without prior notification. ALUMINIOS CORTIZO S.A.U. will not be responsible for any possible typographical errors in this catalogue and strongly recommends to the client that, before formalising any order, to check that the references that appear in this catalogue are correct.

PUESTA EN OBRA
SITE INSTALATION

E 1:15

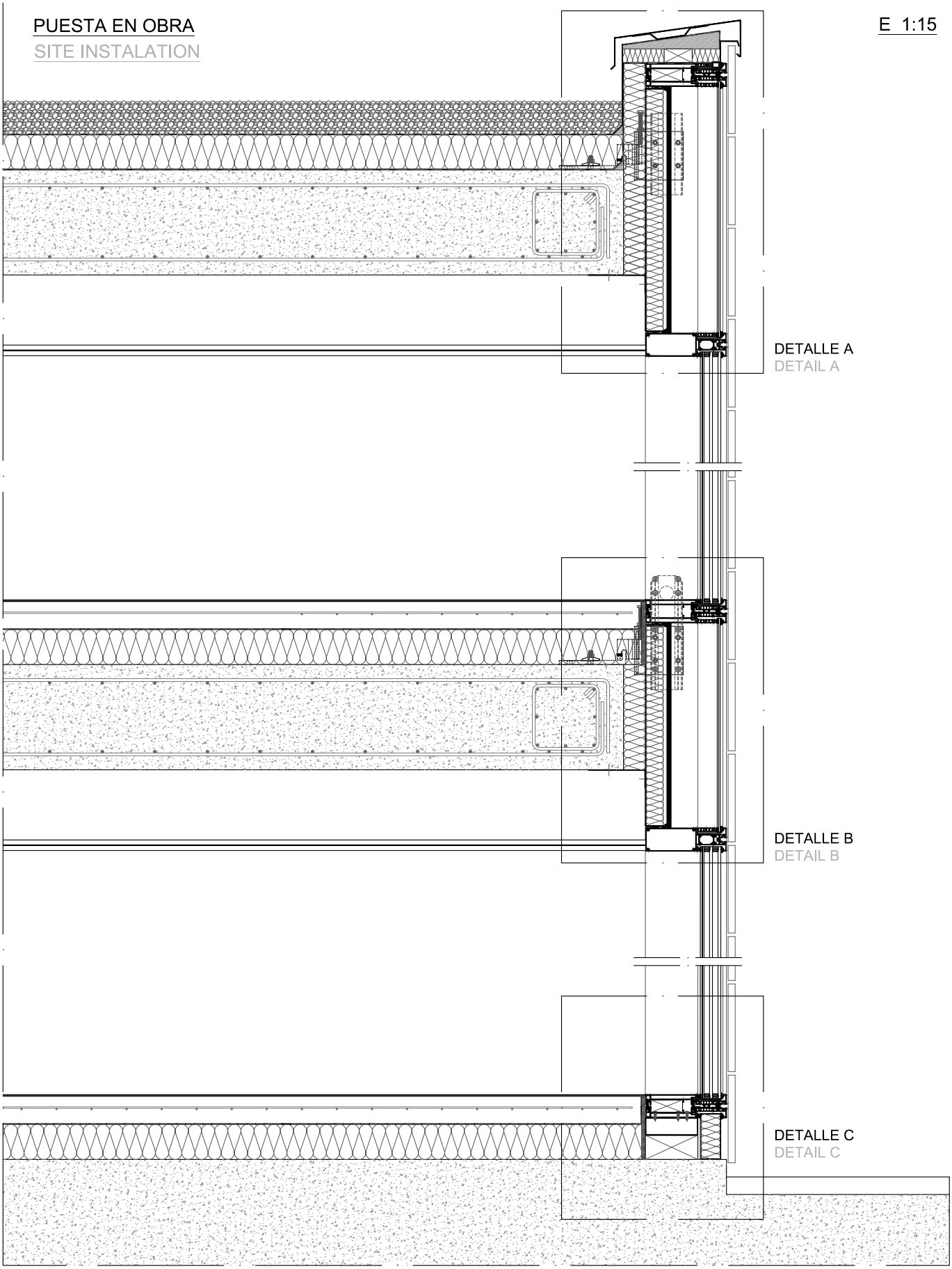

DETALLE A
DETAIL A

E 1:4

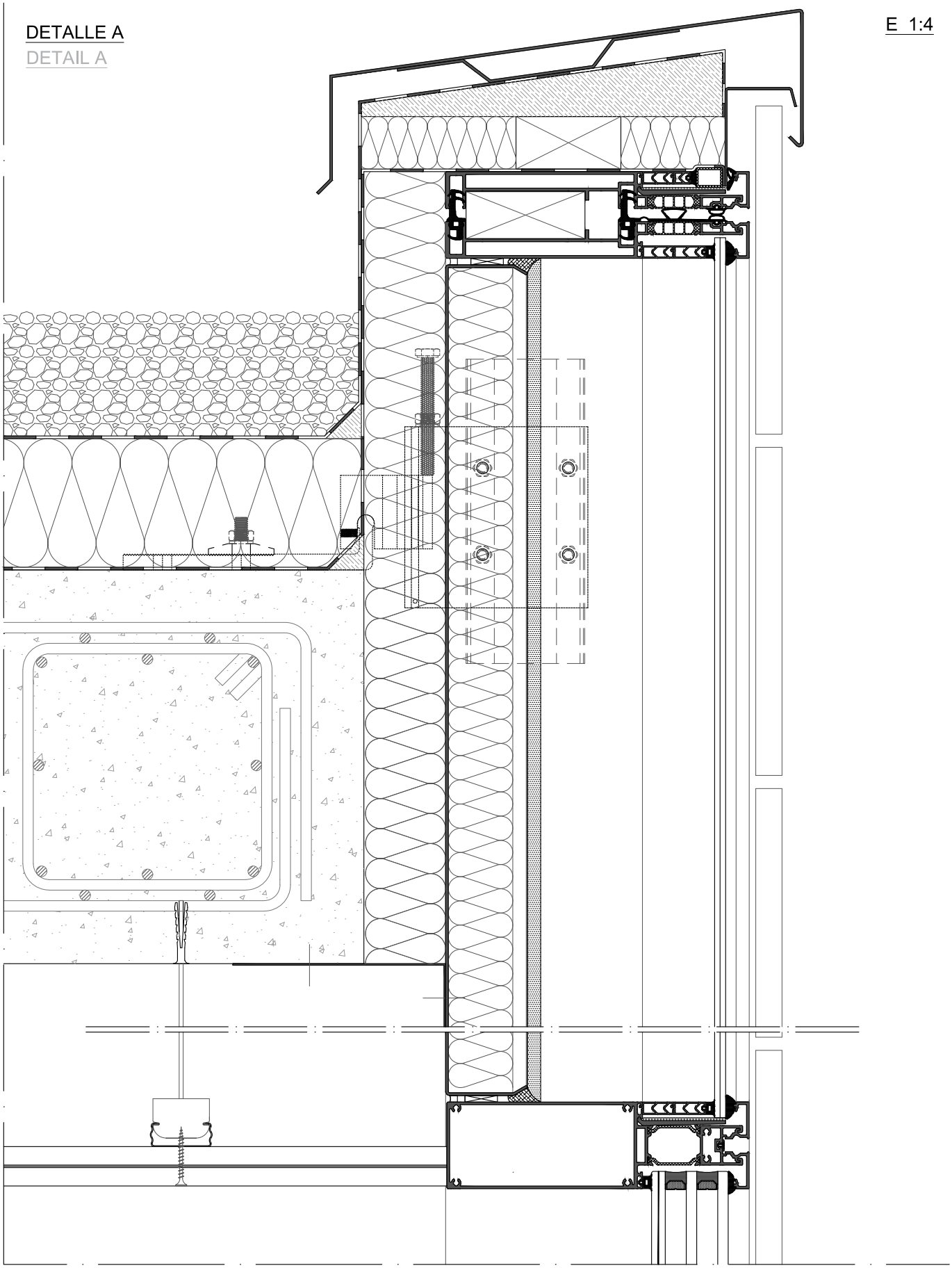

DETALLE B
DETAIL B

E 1:4

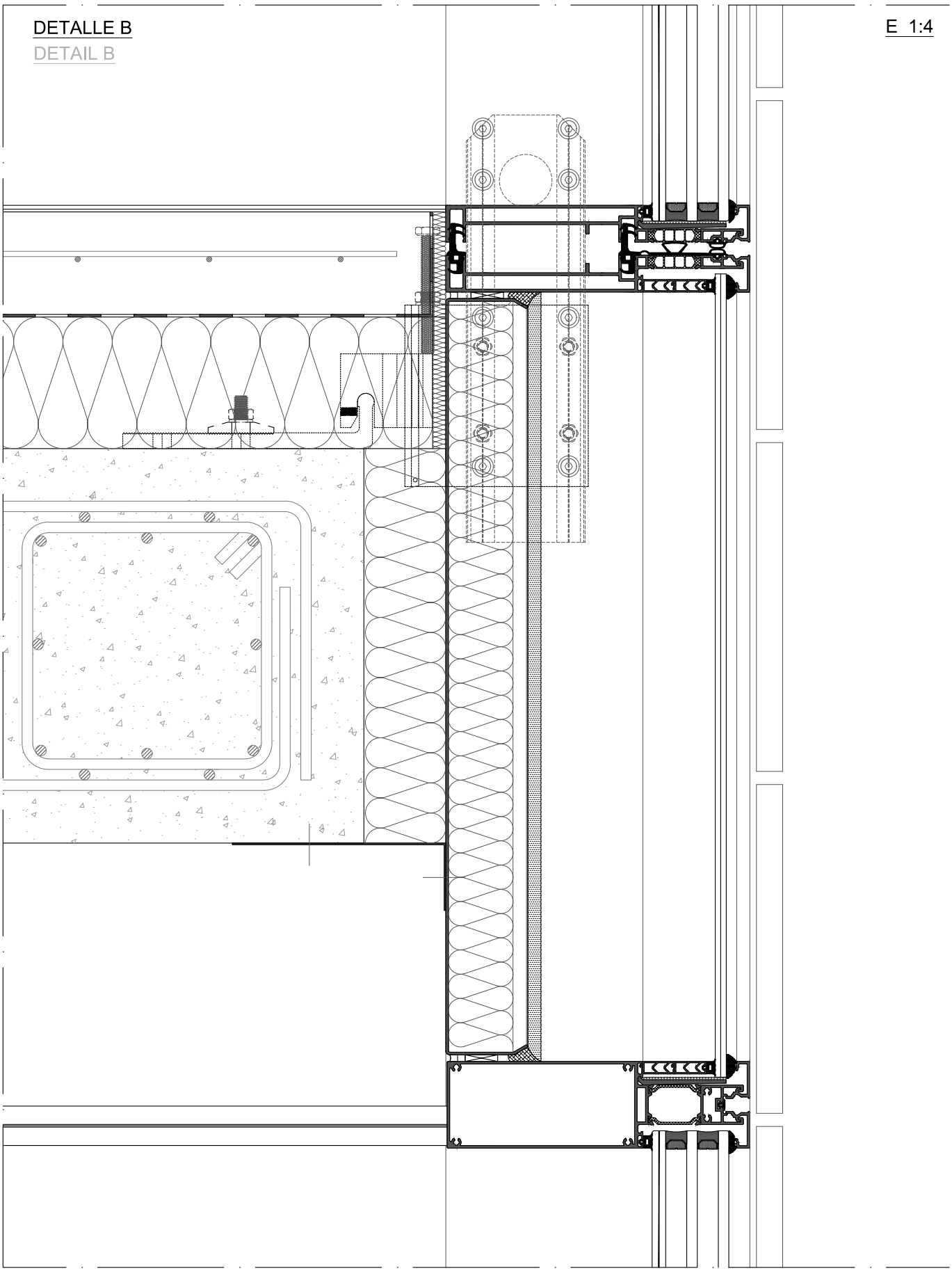

DETALLE C
DETAIL C

E 1:2

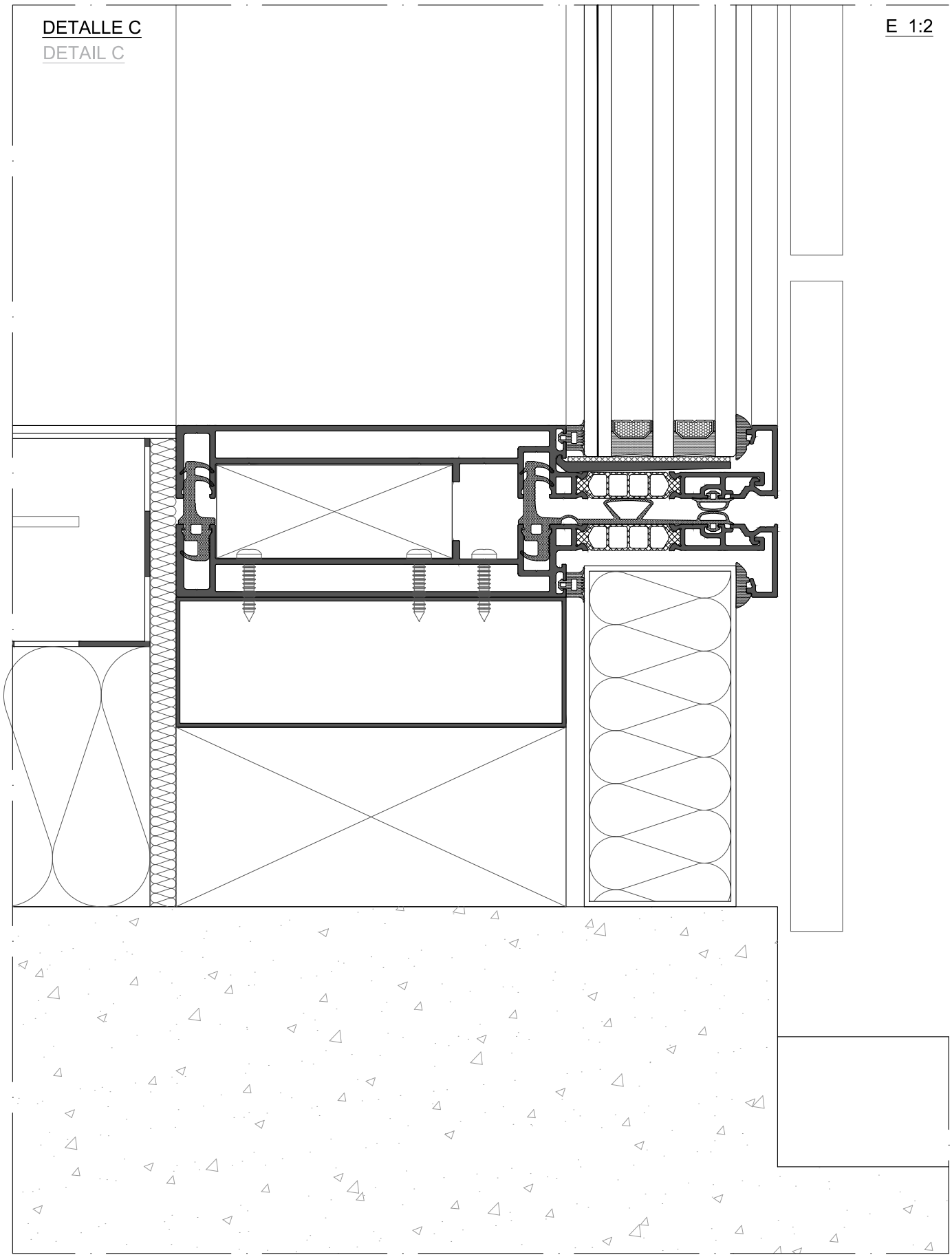

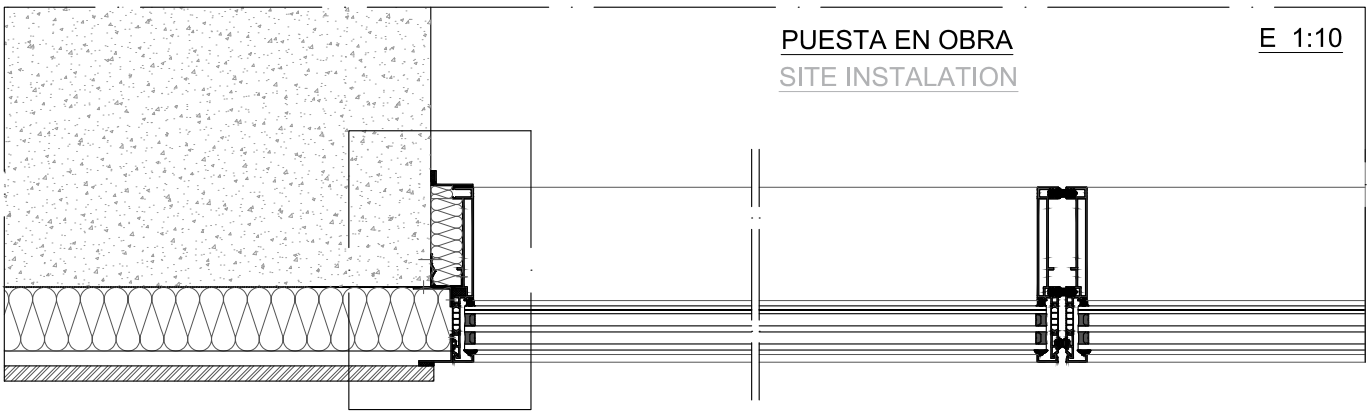
PUESTA EN OBRA
SITE INSTALATION
E 1:10

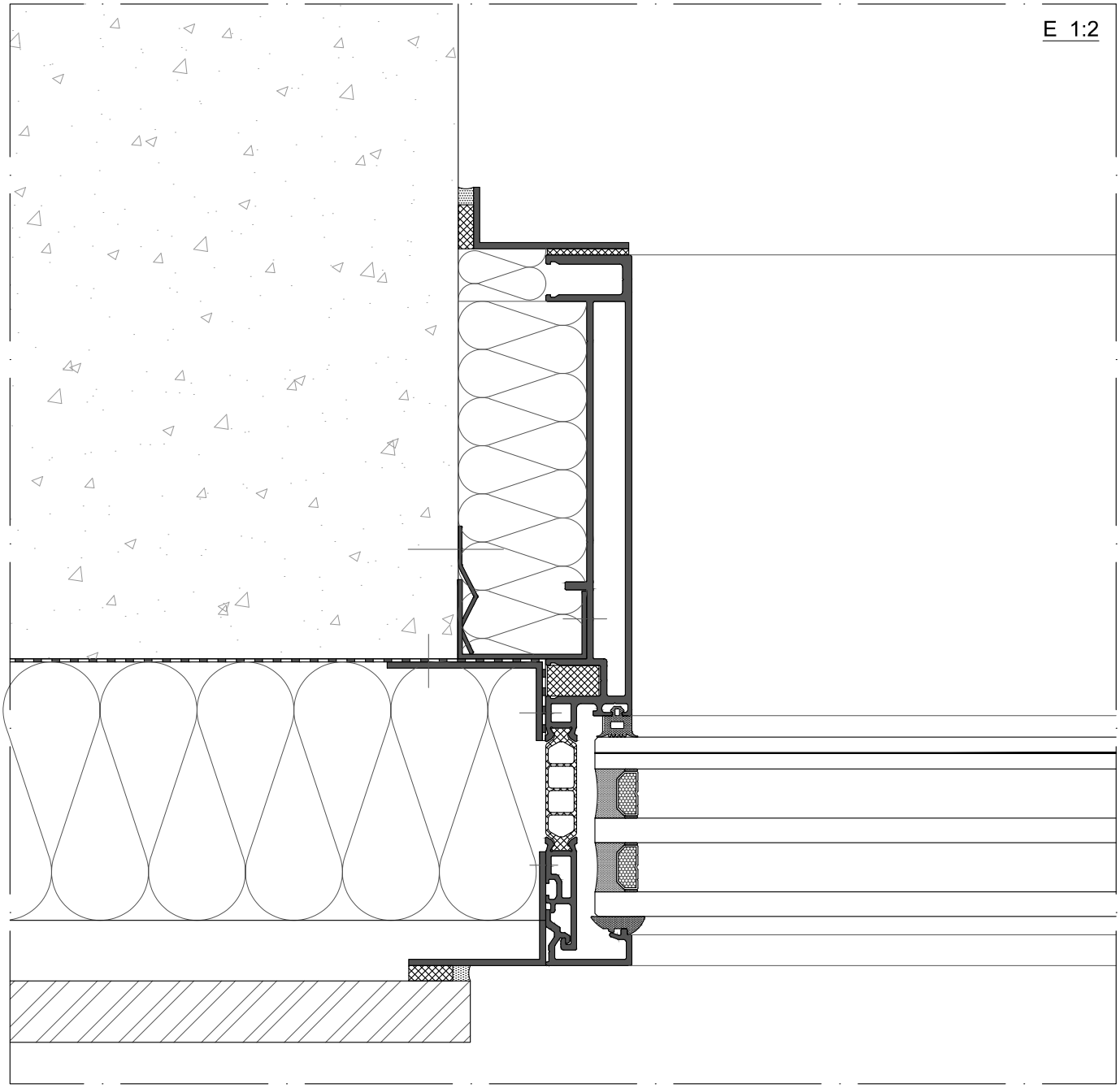
E 1:2

11. RECOMENDACIONES DE MANTENIMIENTO
11. MAINTENANCE RECOMMENDATIONS

IMPORTANTE
ALUMINIOS CORTIZO S.A.U. se reserva el derecho de modificar o eliminar cualquiera de sus perfiles, accesorios o juntas del sistema sin previo aviso. ALUMINIOS CORTIZO S.A.U. no se hace responsable de las posibles erratas tipográficas de este catálogo y recomienda encarecidamente al cliente que, antes de la formalización de cualquier pedido, verifique que las referencias aparecidas en el mismo son las correctas.

IMPORTANT
ALUMINIOS CORTIZO S.A.U. reserves the right to modify or remove any of its system profiles, accessories or gaskets without prior notification. ALUMINIOS CORTIZO S.A.U. will not be responsible for any possible typographical errors in this catalogue and strongly recommends to the client that, before formalising any order, to check that the references that appear in this catalogue are correct.

INTRODUCCIÓN

Los agentes atmosféricos, tanto del entorno urbano como del industrial, así como la suciedad habitual durante la ejecución de las obras, hacen especialmente necesaria la realización de una limpieza y mantenimiento completo, en la fase de puesta de la carpintería, que posteriormente deberá mantenerse regularmente en el tiempo para mantener las cualidades funcionales y estéticas de las carpinterías de aluminio.

LIMPIEZA Y MANTENIMIENTO

Elementos que **NO** se deben usar:

- Herramientas afiladas como cuchillo, espátulas, etc.
- Estropajos de acero o esponjas abrasivas.
- Limpiadores agresivos para baños o disoluciones para lacas, pueden ocasionar daños permanentes.

Elementos que **SI** se pueden usar:

- Agua tibia (con un 2% de jabón neutro).
- Esponja suave.
- Bayeta secante
- Papel absorbente.
- Máquinas de limpieza a base de vapor de agua caliente.
- Aspirador (para aspirar el polvo retenido entre la junta y la pared exterior del cerco.

1. LIMPIEZA DE ZONAS INTERIORES

Utilice algún tipo de aspiración, para extraer el polvo y los cuerpos extraños acumulados (normalmente durante la fase de obra) entre las juntas en la cámara entre marco y hoja. También puede ser útil algún tipo de cepillo o pincel.

Lubrique los elementos de fricción como bisagras, manetas, cerraduras y demás mecanismos con lubricante (por ejemplo 3 en 1). En los ángulos de re-envío, no es necesario, ya que llevan grasa permanente.

Se aconseja repetir esta operación semestralmente, una vez realizada la primera vez.

2. LIMPIEZA DE CERCOS Y VIDRIOS

Empape una esponja (suave), en agua tibia con jabón, frote suavemente los cercos (cara exterior y cara interior) que componen la ventana y el vidrio. Posteriormente, pase una bayeta absorbente, para retirar los restos de jabón y agua. Finalmente, pase un paño seco (o un papel de cocina), para completar la limpieza y secado.

El agua tibia con jabón, puede ser sustituida por limpieza con vapor.

Se aconseja repetir esta operación mensualmente con cada ventana.

Observaciones finales:

- En zonas próximas a autopistas, línea de mar o zonas industriales, deberá incrementar el mantenimiento de sus ventanas.
- Antes de iniciar cualquier obra próxima a una ventana, deberá proteger esta de la suciedad que la obra pueda originar. Utilice plásticos y cintas protectoras según necesidad.

PELIGROS A TENER EN CUENTA EN LA MANIPULACIÓN DE LAS VENTANAS

Recomendaciones de seguridad en la manipulación y uso de las ventanas.

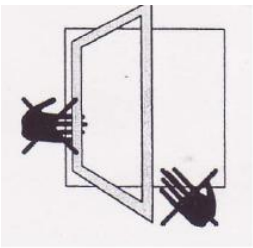	**Peligro de Atrapamiento** Atención a la posibilidad de atrapamiento entre marco y hoja, al manipular ventanas.
	**Peligro de Caída** Las ventanas abiertas pueden permitir la caída a través de la misma. Especial vigilancia con los menores.
	**Peligro de Caída de Objetos** Las ventanas abiertas, pueden permitir la caída de objetos, especialmente durante las operaciones de mantenimiento y limpieza.
	**Peligro de Golpes** Desplazarse por debajo de ventanas abiertas, puede ocasionar golpes con alguna de sus partes, especialmente los menores.
	Peligro de Cierre Accidental Las ventanas batientes horizontales, pueden cerrarse desprevenidamente (por ejemplo por un golpe de viento) y golpear al usuario.

INTRODUCTION

Due to the dirt and dust usually found during the installation phase it is necessary to carry out appropriate maintenance and cleaning. This must also be maintained to keep the functional and aesthetic qualities of the aluminum carpentry.

CLEANING AND MAINTENANCE

The following elements must **NOT** be used:

- Sharp tools such as knives, trowels, etc.
- Steel wool or abrasive sponges.
- Aggressive bath cleaners or solutions for lacquer, can cause permanent damage.

The following elements **CAN** be used:

- Warm water (with 2% of mild soap).
- Soft sponge.
- Cleaning cloth.
- Absorbent paper.
- Steam cleaners.
- Vacuum cleaner (to vacuum the dust between the gasket adn the outer wall of the frame).

1. CLEANING OF INTERIOR AREAS

Use some a vacuum, to clean the gaskets and chamber between the sash and frame to remove the dust and foreign bodies which have accumulated during the construction phase. A brush or a paintbrush can also be used.

Lubricate the friction elements such as hinges, handles, lock and any other moving mechanism with lubricant (for example 3 in 1). It is not necessary in the return angles and these are permanently greased.

This needs to be repeated every six months after the first application.

2. CLEANING OF FRAMES AND GLASS

Drench a sponge (soft) in warm water with soap, rub the frames smoothly (inner and outer side). Afterwards, apply a cleaning cloth, to remove the remainders of soap and water. Finally, apply a dry cloth (or kitchen paper), to complete the cleaning and drying.

Steam cleaning can be applied instead of warm water with soap..

This operation should be repeated monthly with each window.

Concluding observations:

- In areas close to highways, coast line or industrial areas, the maintenance of the windows should be increased.
- Before beginning any work close to the window, it should be protected from dirt which can be originated from the site. Use plastics and weatherstripping as required.

DANGERS THAT SHOULD BE TAKEN INTO CONSIDERATION WHEN HANDLING THE WINDOWS

Safety recommendations when handling and using the windows.

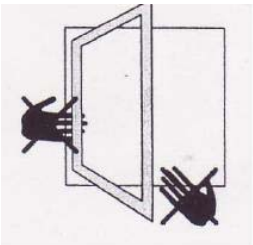	**Danger of being caught** Pay attention to the possibility of being caught between the frame and the sash, when handling the windows.
	**Danger of falling** An open window poses a risk of people falling out of them. Pay special attention to children.
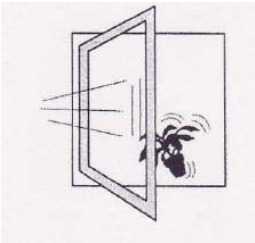	**Danger of falling objects** Be aware of objects falling out of an open window, especially during cleaning or maintenance.
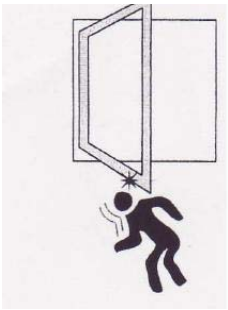	**Danger of impact** Moving under an open window can cause impacts against any of its parts.
	Danger of accidental closure Awning and Hopper Windows may close unexpectingly (for example by the wind) and impact the user.

CORTIZO

IMPORTANTE
CORTIZO SISTEMAS, S.A.U. se reserva el derecho a modificar o eliminar cualquiera de sus perfiles, accesorios o juntas del sistema sin previo aviso.
CORTIZO SISTEMAS, S.A.U. no se hace responsable de las posibles erratas tipográficas de este catálogo y recomienda encarecidamente al cliente que, antes de la formalización de cualquier pedido, verifique que las referencias aparecidas en el mismo son las correctas.
Los descuentos que se incluyen en todos los modelos son orientativos, habiendo sido realizados según los accesorios y juntas que suministra CORTIZO SISTEMAS, S.A.U. recomienda expresamente que se proceda a una comprobación previa por parte del cliente.

IMPORTANT
CORTIZO SISTEMAS, S.A.U. reserves the right to modify or remove any of its system profiles, accessories or gaskets without prior notification.
CORTIZO SISTEMAS, S.A.U. will not be responsible for any possible typographical errors in this catalogue and strongly recommends to the client that, before formalising any order, to check that the references that appear in this catalogue are correct.
The deductions included in every model are only illustrative, done according to the accessories and gaskets provided by CORTIZO SISTEMAS, S.A. specifically recommends the clients to carry out a prior check.

CENTROS PRODUCTIVOS / PRODUCTIVE CENTRES

902 31 31 50 // www.cortizo.com

CENTRO PRODUCTIVO CORTIZO ALUMINIO PADRÓN. SEDE CENTRAL
CORTIZO PADRÓN ALUMINIUM PRODUCTION CENTRE. HEADQUARTERS
Extramundi s/n, 15910 - Padrón (A Coruña - España / Spain)
902 31 31 50 / +34 981 80 42 13

CENTRO PRODUCTIVO CORTIZO PVC PADRÓN
CORTIZO PVC PADRÓN PRODUCTION CENTRE
La Matanza, s/n 15917 - Padrón (A Coruña - España / Spain)
+34 981 81 73 57

CENTRO PRODUCTIVO CORTIZO CANARIAS
CORTIZO CANARY ISLAND PRODUCTION CENTRE
Pol. Ind. Granadilla Pac. 8/12 - 38611 - Granadilla de Abona
(Santa Cruz de Tenerife - España / Spain)
+34 922 39 25 32
@ canarias@cortizo.com

CENTRO PRODUCTIVO CORTIZO MANZANARES
CORTIZO MANZANARES PRODUCTION CENTRE
Pol. Ind. Calle D, Parc 20. 13200 - Manzanares
(Ciudad Real - España / Spain)
+34 926 64 70 50
@ manzanares@cortizo.com

CENTRO PRODUCTIVO CORTIZO ESLOVAQUIA
CORTIZO SLOVAKIA PRODUCTION CENTRE
Železnicný rad, 29 968-01 - Nová Baňa
+421 456 855 402
@ cortizo_slovakia@cortizo.com

CENTRO PRODUCTIVO CORTIZO FRANCIA
CORTIZO FRANCE PRODUCTION CENTRE
Z.A. des trois routes, 16 rue de Strasbourg,
49120 - Chemillé - Anjou
+33 241 49 88 00
@ administrationfrance@cortizo.com

CENTRO PRODUCTIVO CORTIZO POLONIA
CORTIZO POLAND PRODUCTION CENTRE
CORTIZO, SP.Z O.O. Geodetów, 97-500 - Radomsko
+48 44 683 55 55
@ systemy.polska@cortizo.com

DELEGACIONES COMERCIALES ESPAÑA / SPAIN COMMERCIAL DELEGATIONS

ÁLAVA
P. I. Galzar
C/ Arrikruz, 46. Apdo. 24
01200 - Salvatierra
+34 945 300 977

ASTURIAS
P. I. Porceyo, 1-12
Camín del Fontán 214
33211 - Porceyo - Gijón
+34 985 169 954

Aluminios Pérez Soto, S.L.
P.I. Roces, 4
C/ Antonio Gaudí Cornet, 2
33211 - Gijón
+34 985 168 744
@ info@perezsoto.com

BALEARES

Maderesa - Mallorca
Cami Vell de Ciutat, 58-B, P.I.
07630 - Campos
+34 971 160 328
@ mallorca@maderesa.net

Maderesa - Menorca
P.I. La Trotxa , P 37
07730 - Alaior
+34 971 379 170
@ menorca@maderesa.net

Maderesa - Ibiza
+34 618 498 435
@ ibiza@maderesa.net

BURGOS
Polígono de Villalonquéjar
C/ Condado de Treviño, 18
09001 - Burgos
+34 947 297 550
@ burgos@cortizo.com

CÁCERES
Aluvisa
Ctra. de Medellín, km 2 izda.
10196 - Cáceres
+34 927 242 373 / 223 630
@ aluvisa@aluvisa.es

CANTABRIA
P.I. Tanos-Viérnoles
C/La Espina, 17 PARC. B2-B3
39315 Torrelavega (Cantabria)
+34 942 83 48 29
@ cantabria@cortizo.com

CIUDAD REAL
P. I. Calle D – Parc. 20
13200 Manzanares
+34 926 64 70 50

FUERTEVENTURA
P. I. El Matorral. Pol. 3 Nave 32
35610 El Matorral – Antigua
+34 928 160 434

GRAN CANARIA
P. I. Arinaga. Fase I
C/ Las Mimosas, Parc. 117-118
35119 Agüimes
+34 928 188 916

LANZAROTE
C/ Nicolás Estebanes. Nave 3-4.
Barriada de Tenorio
35500 Arrecife - Lanzarote
+34 928 804 112

LEÓN
Ctra. León-Zamora, km. 8,5
24231 – Onzonilla
+34 987 211 507

LLEIDA
P. I. de Cervera
Calle Pla d´urgell, Parc. 7-8
25200 – Cervera
+34 973 533 037

LUGO
P.I. del Ceao
C/ Vidrio, 116. 27290 - Lugo
+34 982 209 616

MADRID
P.I. Regordoño
C/ Regordoño, 10
28936 - Móstoles
+34 916 435 100

MÁLAGA
FERNALUM
Parque Empresarial Santa Bárbara
C/ Licurgo, 8 - 29004 Málaga
+34 952 242 428
@ info@fernalum.com

OURENSE
P. I. Barreiros
Crta. Madrid, km 530. Nave 13
32911 - San Cibrao das Viñas
+34 988 247 628

VALENCIA
Industrias Amarro, S.A.
C/ Ciudad de Sevilla, 13
46988 - Paterna
+34 961 340 611
@ compras@amarroperfileria.com

VALLADOLID
Aluminios Hernansanz
C/ Helio 22
P.I. San Cristobal
47012 - Valladolid
+34 983 236 004
@ herca@aluminiosherca.com

ZAMORA
P.I. Morales del Vino
Crta. Salamanca, Km. 3
49190 - Morales del Vino
+34 980 574 047

ZARAGOZA
P.I. Malpica - Alfindén
C/ Chopo, 72
50171 - La Puebla de Alfindén
+34 976 108 346

PANEL COMPOSITE / COMPOSITE PANEL

DIRECCIÓN COMERCIAL / SALES MANAGER
Daniel Pérez
+34 680 393 530
@ composite@cortizo.com

INGENIERÍA DE GRANDES DESARROLLOS
ENGINEERING DEVELOPMENT PROJECTS

DIRECTOR DE PROYECTOS / PROJECTS DIRECTOR
Gonzalo Brea
+34 606 310 153
@ gbrea@cortizo.com

RED TSAC - ASISTENCIA TÉCNICA ARQUITECTURA / SPECIFICATION DEPARTMENT FOR ARCHITECTURE

ESPAÑA / SPAIN

TSAC GALICIA
+34 699 664 002
@ tsac1@cortizo.com

TSAC ANDALUCÍA
+34 682 780 014
@ tsac250@cortizo.com

+34 650 257 695
@ tsac260@cortizo.com

TSAC ASTURIAS, LEÓN, CANTABRIA
+34 608 131 031
@ tsac15@cortizo.com

TSAC MADRID (CAPITAL)
+34 639 205 912
@ tsac2@cortizo.com

TSAC CASTILLA-LA MANCHA, MADRID (PROVINCIA)
+34 648 801 965
@ tsac21@cortizo.com

TSAC CATALUÑA
+34 699 664 418
@ tsac3@cortizo.com

TSAC ARAGÓN, LA RIOJA, SORIA
+34 648 803 244
@ tsac35@cortizo.com

TSAC COMUNIDAD VALENCIANA, MURCIA
+34 649 028 495
@ tsac4@cortizo.com

TSAC SANTA CRUZ DE TENERIFE
+34 699 667 908
@ tsaccanarias@cortizo.com

TSAC LAS PALMAS
+34 649 286 729
@ tsaclaspalmas@cortizo.com

TSAC CASTILLA LEÓN, EXTREMADURA
+34 699 668 738
@ tsac7@cortizo.com

TSAC PAÍS VASCO, NAVARRA, BURGOS
+34 649 028 687
@ tsac8@cortizo.com

TSAC ISLAS BALEARES
+34 649 028 495
@ tsacbaleares@cortizo.com

INTERNACIONAL
INTERNATIONAL

TSAC CROACIA \ CROATIA
+38 599 392 7907
@ tsacadria@cortizo.com

TSAC HUNGRÍA \ HUNGARY
+36 706 792 053
@ tsac5100@cortizo.com

TSAC PORTUGAL NORTE
TSAC NORTH PORTUGAL
+351 914 399 102
@ tsacportugal@cortizo.com

TSAC PORTUGAL CENTRO-SUR
TSAC CENTRE-SOUTH PORTUGAL
+351 914 399 153
@ tsac65@cortizo.com

TSAC POLONIA \ POLAND
+48 508 567 736
@ tsac4100@cortizo.com

TSAC REPÚBLICA CHECA Y ESLOVAQUIA
TSAC CZECH REPUBLIC & SLOVAKIA
+421 918 811 177
@ tsac3100@cortizo.com

TSAC RUMANÍA \ ROMANIA
+40 757 054 116
@ tsac2100@cortizo.com

TSAC REINO UNIDO
UNITED KINGDOM
+44 7 494 662 507
@ tsacuk@cortizo.com

TSAC FRANCIA / FRANCE
+33 0 642 417 908
@ prescriptionfr@cortizo.com

DELEGACIONES COMERCIALES ARQUITECTURA INTERNACIONAL
ARCHITECTURAL INTERNATIONAL COMMERCIAL DELEGATIONS

ARGELIA / ALGELIA
Sarl Alugamme Trading
Zone D. Equipement Alioua Fodil Lot 02-10. Cheraga - Alger (Algérie)
+213 36 72 94
+213 555 00 67 87
+213 560 926 351
@ sarlalugamme@gmail.com

BALCANES / BALKANS
Croacia Croatia
Branko Orsulic
Dugoselka cesta, 102, 10360 Sesvete - Zagreb (Croacia - Croatia)
+38 01 6264107
+38 599 448 69 87
@ comadria@cortizo.com

Eslovenia / Slovenia
Hrvoje Brzic
+38 01 6264107
+38 599 448 69 88
@ comadria1@cortizo.com

BÉLGICA, HOLANDA, ALEMANIA OESTE Y SUIZA
BELGIUM, NETHERLANDS, WEST GERMANY AND SWITZERLAND
Julien Delsaux
18 rue de Strasbourg - ZA Anjou Actiparc les 3 routes Ouest 49120, Chemillé
+33 241 49 88 00
+34 689 843 308
@ jdelsaux@cortizo.com

ESLOVAQUIA Y REPÚBLICA CHECA
SLOVAKIA AND CZECH REPUBLIC
Bohuš Gordan
Železničný rad, 29 - 968 01 Nová Baňa (Slowakia)
+421 456 855 402
@ sales_mngt_slovakia@cortizo.com
@ systemy.slovensko@cortizo.com

Zona Moravia (República Checa)
Moravia Area (Czech Republic)
Miroslav Hala
+420 773 502 644
@ cesko@cortizo.com

Zona Bohemia (República Checa)
Bohemia Area (Czech Republic)
Alucad Bohemia
Rohoznice 104. Lázne Bohdanec
+420 469 631 113
@ info@alucad.cz

FRANCIA / FRANCE
18 rue de Strasbourg - ZA Anjou Actiparc les 3 routes Ouest, 49120, Chemillé
+33 241 49 88 00
@ administrationfrance@cortizo.com

Zona noreste / Northeast area
Julien Delsaux
+34 689 843 308
@ jdelsaux@cortizo.com

Zona noroeste / Northwest area
Olivier Raudel
+33 7 57 45 52 47
@ archfrance2@cortizo.com

Zona suroeste / Southwest area
Alexandre Luydlin
+33 7 57 44 20 65
@ archfrance@cortizo.com

REINO UNIDO / UNITED KINGDOM
Meridian House, 11 Wellesley Road, Surrey Cr0 2NW, Croydon
+44 208 686 24 15

Zona Norte / North Area
Martín Sanjurjo
+44 7 494 662 511
@ architecture@cortizo.com

Zona Sur / South Area
Brais Lorenzo
+44 7 494 662 506
@ architecture3@cortizo.com

HUNGRÍA / HUNGARY
Erno Fabry
Železničný rad, 29. 968 01 Nová Baňa (Slovakia)
+421 456 855 402
@ muszakiosztaly@cortizo.co

PERÚ / PERU
Sistemas Sotomex S.L.
+51 94 3676 007
@ emilio@perezsoto.com

POLONIA / POLAND
Central / Central / Este / East
Oeste / West
Arkadiusz Berlinski
+48 44 683 55 55
@ dyrekcja.polska@cortizo.com

PORTUGAL / PORTUGAL
Zona Vila do Conde
Vila do Conde Area
Ramón Carou Tubío
Zona Industrial de Varziela
Rua nº 8, lotes 30-31
4480 Fajozes – Vila do Conde
+351 252 637 598
+351 914 399 113
@ dptotecnico.viladoconde@cortizo.com

Zona Gaia / Gaia Area
Maria & Marina, Aluminios e componentes
Travessa do Agro, 46
4410-384 , Arconzelo - Vila Nova de Gaia
+351 227 622 275 / 76
@ geral@mariamarina.com

Zona Rio Maior / Rio Maior Area
José Santos
Parque de Negócios de Rio Maior, Rua E - Lote 10
2040-357 Rio Maior
+351 243 909 430
+351 914 399 150
@ riomaior@cortizo.com

RUMANÍA / ROMANIA
Zona Timisoara / Timisoara Area
Dan Tudor
Calea Sagului 140, 140/A, 300517 Timisoara, Timis
+40 356 111053
@ timisoara@cortizo.com
Zona Cluj-Napoca / Cluj-Napoca Area

Cosmin Paunescu
Apahida, Str. constructorilor Nr. 37, 407035, Jud. Cluj-Napoca
+40 364 113 047
+40 745 025 551
@ cluj@cortizo.com
Zona Bucarest / Bucharest Area

Zona Bacau / Bacau Area
Lulian Mihai
Calea Republicii, Nr. 159
600303, Bacau
(Rumanía / Romania)
+40 234 585 318
+40 742 023 400
@ bacau@cortizo.com

Gabriel Savu
Strada Ithaca Nr. 526
Comuna Bolintin Deal, Judeţul Giurgiu
CP 087015 (Rumanía / Romania)
+40 246 708 266
+40 749 238 794
@ bucuresti@cortizo.com
Zona Bucarest / Bucharest Area

Florin Catalin Vlad
Strada Ithaca Nr. 526
Comuna Bolintin Deal, Judeţul Giurgiu
CP 087015 (Rumanía / Romania)
+40 756 115 181
@ bucuresti1@cortizo.com

TURQUÍA, GEORGIA, AZERBAIYÁN, IRÁN, TURKMENISTAN, KAZAKHSTAN
TURKEY, GEORGIA, AZERBAIJAN, IRAN, TURKMENISTAN, KAZAKHSTAN

CORAL METAL
Barbaros Mah. Mor Sümbül Sok. Varyap Maridian Business I Blok Nº 26-27
34746 Ataşehir / Estanbul
(Turquía - Turkey)
+90 216 504 33 22
@ info@coralmetal.com.tr

Altınpark Mah. Karpuzlu 1 Cad. No:19
06160 Siteler Altındağ / Ankara
(Turquía - Turkey)
+90 312 349 26 52
@ info@coralmetal.com.tr

AMÉRICA LATINA / LATIN AMERICA
Cristóbal Rodríguez
+34 689 723 666
@ crodriguez@cortizo.com

CORTIZOCENTER

Ordenador/Computer / Tablet / Smartphone

DISPONIBLE PARA TODOS LOS SISTEMAS OPERATIVOS
AVAILABLE FOR ALL OPERATING SYSTEMS

CATÁLOGOS
Visualización y descarga
CATALOGUES
Display and download

VALORACIONES
Presupuestación online
QUOTATIONS
Online valuations

TARIFARIO
Listado de precios
TARIFFS
Price list

FICHAS TÉCNICAS
Perfiles y accesorios
TECHNICAL REPORTS
Profiles and accessories

MARCADO CE
Gestión de documentación
CE MARKING
Documentation management

CORTIZO LAB
Cálculos, ensayos y clasificaciones
CORTIZO LAB
Calculations, tests and qualifications

PRODUCTOS
Información técnica de sistemas
PRODUCTS
Systems technical information

CORTIZO SOFTWARE
Información para el usuario
CORTIZO SOFTWARE
User information

NOVEDADES
Últimos desarrollos I+D+i
LATEST NEWS
R&D latest developments

DESCARGAS
Documentación técnica y publicitaria
DOWNLOADS
Technical and commercial documentation

www.cortizocenter.com