

CORTIZO

Sistema de puerta / Door system

MILLENNIUM PLUS

SISTEMAS DE ALUMINIO Y PVC PARA LA ARQUITECTURA
ARCHITECTURAL ALUMINIUM AND PVC SYSTEMS

VERSIÓN 21.04.01

1. PERFILES

- Se añaden los perfiles: COR-2843, COR-3880, COR-3881, COR-1785, COR-1786 y COR-2819.

2. ACCESORIOS

- Se añaden los accesorios: 418352, 418312 y 418362.

1. PROFILES

- The following profiles are added: COR-2843, COR-3880, COR-3881, COR-1785, COR-1786 and COR-2819.

2. ACCESSORIES

- The following accessories are added: 418352, 418312 and 418362.

Sistema de puerta / Door system

› MILLENNIUM PLUS 70



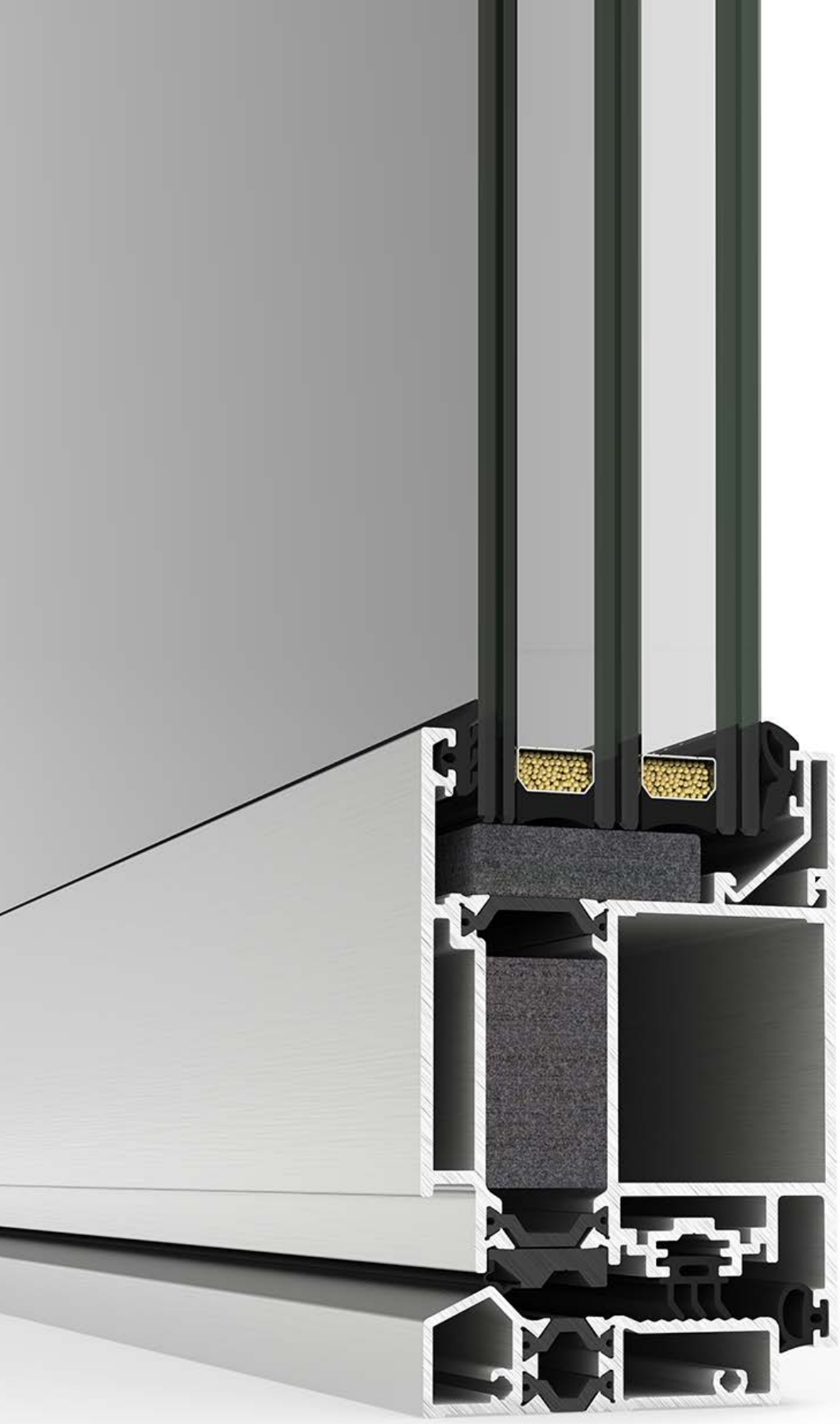

Sistema de puerta / Door system

MILLENNIUM PLUS 80





› PUERTA PANELADA
› PANEL DOOR







Sistema de puerta / Door system

› MILLENNIUM PLUS 70
› MILLENNIUM PLUS 80

Información general y posibilidades de apertura
General information and opening possibilities 3

1. Relación de perfiles / Profile list 27

2. Perfiles a escala / Profiles to scale 43

3. Relación de accesorios / Accessories list 109

4. Accesorios / Accessories 143

5. Millennium Plus 70

- 5.1. Nudos constructivos / Constructive sections 193
- 5.2. Acristalamiento / Glazing 257
- 5.3. Secciones de despiece / Cutting piece sections 263

6. Millennium Plus 80

- 6.1. Nudos constructivos / Constructive sections 289
- 6.2. Acristalamiento / Glazing 347
- 6.3. Secciones de despiece / Cutting piece sections 353

7. Herraje / Hardware 377

8. Detalles de fabricación / Fabrication details 463

9. Mecanizados / Machining 499

- a. Mecanizados troquel / Die machinings
- b. Mecanizados fresas / Miller machinings
- c. Otros / Others

10. Puesta en Obra / Site Installation 517

11. Recomendaciones de mantenimiento / Maintenance recommendations 523

CENTRO DE PRODUCCIÓN FRANCIA
PRODUCTION CENTRE FRANCE



CENTRO DE PRODUCCIÓN
PRODUCTION CENTRE
CORTIZO PADRÓN



FUNDICIÓN ASTURIAS
FOUNDRY ASTURIAS



CENTRO DE PRODUCCIÓN
PRODUCTION CENTRE
CORTIZO PVC - STAC - PICUSA PADRÓN



CENTRO DE LOGÍSTICA LISBOA
LOGISTIC CENTRE LISBON



CENTRO DE PRODUCCIÓN
PRODUCTION CENTRE
CORTIZO CANARIAS





CENTRO DE PRODUCCIÓN CORTIZO POLONIA
PRODUCTION CENTRE CORTIZO POLAND



CENTRO DE PRODUCCIÓN CORTIZO ESLOVAQUIA
PRODUCTION CENTRE CORTIZO SLOVAKIA





CENTRO DE LOGÍSTICA BUCAREST
LOGISTIC CENTRE BUCHAREST



CENTRO DE LOGÍSTICA CATALUÑA
LOGISTIC CENTRE CATALONIA



CENTRO DE PRODUCCIÓN
PRODUCTION CENTRE
CORTIZO MANZANARES

CENTRO DE PRODUCCIÓN
PRODUCTION CENTRE

Centro de logística y distribución
Logistic and Distribution Centre

Delegación comercial
Commercial Delegation

Showroom y oficina técnica
Showroom and technical office



BUREAU VERITAS Certification

Certificación
Certification

Bureau Veritas Certification

Certifica que las actividades realizadas por:
certifies that the activities carry out by:

ALUMINIOS CORTIZO SA

CRTA PADRON-NOIA KM 2, 15901, PADRON, LA CORUÑA,
POLÍGONO INDUSTRIAL PICUSA, LA MATANZA S/N, 15900, PADRON, LA CORUÑA.

indicadas a continuación, están cubiertas por la certificación concedida a la organización **GRUPO CORTIZO** conforme a los requisitos de la norma: *referenced below, are covered by the certification awarded to the organization* **GRUPO CORTIZO** *in accordance with the requirements of standard*

NORMA / *STANDARD*

ISO 9001:2015

Alcance específico de certificación:
Specific scope of certification

EXTRUSIÓN, VENTA Y DISTRIBUCIÓN DE ALUMINIO INDUSTRIAL.

EXTRUSION, SALE AND DISTRIBUTION OF INDUSTRIAL ALUMINUM.

Número del certificado: / *Certificate Number* ES093238-A-1

Aprobación original: / *Original approval date:* 12/06/2009

Certificado en vigor: / *Effective date:* 13/06/2018

Caducidad del certificado: / *Certificate expiration date:* 12/06/2021

Directora de Certificación: / *Certification Manager:*

ENAC

BUREAU VERITAS Certification

Certificación
Certification

Concedida a / *Awarded to*

ALUMINIOS CORTIZO SA

SEDE CENTRAL/ LUGAR EXTRAMUNDI, S/N, 15901, PADRÓN, LA CORUÑA
VER ANEXO / *See Annex*

Bureau Veritas Certification certifica que el Sistema de Gestión ha sido auditado y encontrado conforme con los requisitos de la norma:
Bureau Veritas Certification certifies that the Management System has been audited and found to be in accordance with the requirements of standard

NORMA / *STANDARD*

OHSAS 18001:2007

El Sistema de Gestión se aplica a:
Scope of certification:

PRIMERA TRANSFORMACIÓN Y EL TRATAMIENTO DEL ALUMINIO Y PVC. COMERCIALIZACIÓN Y DISTRIBUCIÓN. CONSTRUCCIÓN DE NAVES INDUSTRIALES PROPIAS Y LAS REFORMAS DE LAS MISMAS.

FIRST TRANSFORMATION AND THE ALUMINIUM AND PVC FINISHING. THE TRADING AND THE DISTRIBUTION. OWN CONSTRUCTION AND REFURBISHMENT OF FACTORY PREMISES.

Número del Certificado / *Certificate Number* ES092017-1

Aprobación original: / *Original approval date:* 11/06/2015

Certificado en vigor: / *Effective date:* 11/06/2018

Caducidad del certificado: / *Certificate expiration date:* 12/03/2021

Directora de Certificación / Certification Manager

ENAC

BUREAU VERITAS Certification

Certificación
Certification

Concedida a / *Awarded to*

ALUMINIOS CORTIZO, S.A.

LUGAR EXTRAMUNDI, S/N
15901 PADRÓN
SPAIN

Bureau Veritas Certification certifica que el Sistema de Gestión ha sido auditado y encontrado conforme con los requisitos de la norma:
Bureau Veritas Certification certifies that the Management System has been audited and found to be in accordance with the requirements of standard

NORMA / *STANDARD*

ISO 14001:2015

El Sistema de Gestión se aplica a:
Scope of certification:

DISEÑO DE SISTEMAS DE ALUMINIO PARA ARQUITECTURA. PRIMERA TRANSFORMACIÓN Y TRATAMIENTO SUPERFICIAL DEL ALUMINIO. COMERCIALIZACIÓN Y DISTRIBUCIÓN DE PERFILES Y SISTEMAS DE ALUMINIO Y PVC. RECOGIDA, TRANSPORTE Y VALORIZACIÓN DE METALES.

DESIGN OF ALUMINUM SYSTEMS FOR ARCHITECTURE. FIRST PROCESSING AND ALUMINIUM SURFACE TREATMENT. ALUMINIUM AND PVC PROFILES AND SYSTEMSMARKETING AND DISTRIBUTION. COLLECTION, TRANSPORT AND RECOVERY OF METALS.

Número del Certificado / *Certificate Number* ES079012-1

Aprobación original: / *Original approval date:* 15/09/2017

Certificado en vigor: / *Effective date:* 15/09/2017

Directora de Certificación / Certification Manager

ENAC

Authorization
to use the quality sign

QUALITY LABEL FOR ANODISING — INTERNATIONAL — Qualanod — ARCHITECTURE

This is to certify that

ALUMINIOS CORTIZO, S.A.U.
Carretera Padrón a Noya, Km. 2
Extramundi, s/n
ES – 15901 Padrón (A Coruña)

Licence number: 1027

is authorized to use the quality sign which is shown above, according to the regulations for the use of the quality label for ARCHITECTURAL ANODIZING as described in the current edition of the Specifications for the QUALANOD quality label for sulfuric acid-based anodizing of aluminium (Edition 01.01.2020). Architectural anodizing is one of the four types of anodizing covered by the Specifications.

Date of issue of the licence: **01.04.1992**
Period of validity of the licence: **until 31.12.2020**

Zurich, 19 November 2019

QUALANOD

Remco Baartmans
President

CERTIFICATION BODY

Matthias Lanz
General Secretary

Mailing address:
QUALANOD, P.O. Box 1507, CH-8027 Zurich

Domicile:
QUALANOD
c/o ARCO Association Management AG
(certification body)
Tödistrasse 42, CH-8002 Zurich

Website: www.qualanod.net
E-Mail: info@qualanod.net // Phone: +41 (0)43 305 09 77 / 81

CERTIFICATE

for a **COATING APPLICATOR**

QUALICOAT SEASIDE

hereby authorises

ALUMINIOS CORTIZO, S.A.
Ctra. de Padrón a Noya, Km 2
Extramundi s/n
15901 Padrón (A Coruña)
Spain

to use the quality label in conformity with the
16th Edition of the QUALICOAT Specifications valid from 1 July 2019

Licence No.:	**402**
Date of Granting:	**27.06.1988**
Valid until:	**31.12.2020**

Zurich, 1 January 2020

QUALICOAT

Mohammed C. Panam
President

Sue C. C. Paredi
Managing Director

QUALICOAT | Tödistrasse 48, 8002 Zurich, Switzerland | www.qualicoat.net

CERTIFICATE

for a **DECORATOR**

QUALIDECO

hereby authorises

ALUMINIOS CORTIZO, S.A.
Crtra. de Padrón a Noya, Km. 2 - Extramundi s/n
15900 Padrón (A Coruña)
Spain

to use the quality label in conformity with the
QUALIDECO Specifications 4th Edition valid from 1. October 2019

Licence No.:	**ES-0014F**
Date of Granting:	**20.05.2010**
Valid until:	**31.12.2020**

Zurich, 20 January 2020

QUALICOAT

Mohammed C. Panam
President

Sue C. C. Paredi
Managing Director

QUALICOAT | Tödistrasse 48, 8002 Zurich, Switzerland | www.qualicoat.net

Muestra ensayada por / Sample tested by
ALUMINIOS CORTIZO S.A.U.

CORTIZO
TECHNOLOGICAL CENTRE
CENTRO TECNOLÓGICO

Transmitancia / Transmittance

$U_w \geq 0,9$ (W/m²K)

Consultar tipología, dimensión y vidrio.
Consult typology, dimensions and glass.

CTE - Apto para zonas climáticas*: α A B C D E

*En función de la transmitancia del vidrio.

Aislamiento acústico / Accoustic insulation

Máximo acristalamiento Maximum glazing	**54 mm**
Máximo aislamiento acústico Maximum accoustic insulation	**Rw = 38 dB**

Secciones / Sections

Marco / Frame	70 mm
Hoja / Sash	70 mm

Espesor perfilería / Profile thickness

Puerta / Door	2,0 mm

Longitud varilla poliamida
Polyamide strip length — **24 mm**

Categorías alcanzadas en banco de ensayos
Categories achieved at test centre

Permeabilidad al aire / Air permeability
(UNE-EN 12207): Clase / Class 4

Estanqueidad al agua / Water tightness
(UNE-EN 12208): Clase / Class 6A

Resistencia al viento / Wind resistance
(UNE-EN 12210): Clase / Class C4

Ensayo de referencia ventana 1,20 x 2,30 m, 1 hoja.
Reference test 1,20 x 2,30 m, 1 sash.

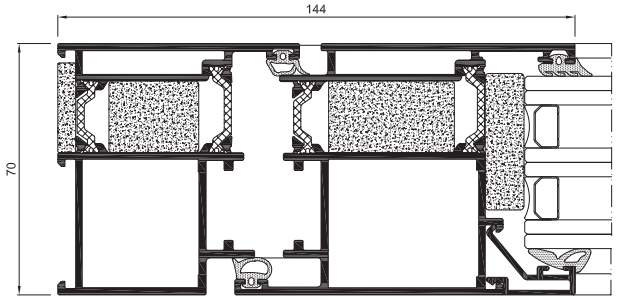

Resistencia al impacto de cuerpo blando
Resistance to mild impact

Ensayo realizado según norma UNE-EN 13049
Test carried out according to norm EN 13049

Clase / Class 5 (máx / max)

Ensayo de referencia puerta 1,80 x 2,20 m. 2 hojas.
Vidrio laminar 3+3.

Test on door reference 1,80 x 2,20 m. 2 sashes.
Laminated glass 3+3

Resistencia a aperturas y cierres repetidos
Resistance to repeated openings and closings

Test carried out according to norm EN 1191

Ensayo realizado según norma UNE-EN 1191

1.000.000 ciclos / cycles

Ensayo de referencia puerta 2,10 x 2,20 m. 2 hojas.

Test on door reference 2,10 x 2,20 m. 2 sashes.

Acabados / Finishes

Posibilidad bicolor / Possibility of dual colour
Lacado colores (RAL, moteados y rugosos) / Colour powder coating (RAL, mottled & rough)
Lacado imitación madera / Wood effect powder coating
Lacado antibacteriano / Anti-bacterial powder coating
Anodizado / Anodized

Posibilidades de apertura
Opening possibilities

Interior: practicable de 1 y 2 hojas.
Exterior: practicable de 1 y 2 hojas.
Vaivén: de 1 y 2 hojas.
Automática: practicable interior y exterior de 1 hoja.

Open in: Practicable 1 & 2 sashes.
Open out: Practicable 1 & 2 sashes.
Swing: 1 & 2 sashes.
Automatic opening: internal and external hinged single sash.

Dimensiones máximas/hoja
Maximum dimensions/sash

PUERTA DOOR	PUERTA BISAGRAS OCULTAS HIDDEN HINGES DOOR
Ancho / Width (L) = 1.800 mm	Ancho / Width (L) = 1.500 mm
Alto / Height (H) = 3.000 mm	Alto / Height (H) = 2.700 mm

Consultar peso y dimensiones máximas según tipología.
Consult maximum weight and dimensions in accordance to typology.

Peso máximo/hoja
Maximum weight/sash

220 Kg
120 Kg Bisagras ocultas
Hidden hinges

Diego Piñeiro Janeiro
Director de I+D+i / R&D Manager

Este documento no es válido sin los correspondientes informes de ensayo. Estos resultados sólo se refieren a las muestras ensayadas por ALUMINIOS CORTIZO S.A.U. en sus instalaciones de Padrón (A Coruña - España) y no indican una característica de constancia en la calidad de la producción.
This document is not valid without the corresponding test reports. These reports only refer to the samples tested by ALUMINIOS CORTIZO S.A.U. in their installations in Padrón (A Coruña - Spain) and do not indicate a constant characteristic in production quality.

Muestra ensayada por / Sample tested by
ALUMINIOS CORTIZO S.A.U.

CORTIZO
TECHNOLOGICAL CENTRE
CENTRO TECNOLÓGICO

Transmitancia / Transmittance

$U_w \geq 0,8$ (W/m²K)

Consultar tipología, dimensión y vidrio.
Consult typology, dimensions and glass.

CTE - Apto para zonas climáticas*: α A B C D E

*En función de la transmitancia del vidrio.

Aislamiento acústico / Accoustic insulation

Máximo acristalamiento Maximum glazing	**64 mm**
Máximo aislamiento acústico Maximum accoustic insulation	**Rw = 40 dB**

Secciones Sections		Espesor perfilería Profile thickness	
Marco / Frame	80 mm	Puerta / Door	2,0 mm
Hoja / Sash	80 mm		

Longitud varilla poliamida Polyamide strip length	**34 mm**

Categorías alcanzadas en banco de ensayos
Categories achieved at test centre

Permeabilidad al aire / Air permeability
(UNE-EN 12207): Clase / Class 4

Estanqueidad al agua / Water tightness
(UNE-EN 12208): Clase / Class 6A

Resistencia al viento / Wind resistance
(UNE-EN 12210): Clase / Class C4

Ensayo de referencia ventana 1,20 x 2,30 m, 1 hoja.
Reference test 1,20 x 2,30 m, 1 sash.

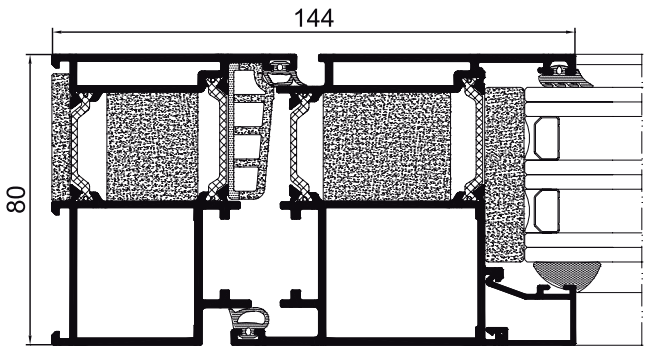

Resistencia al impacto de cuerpo blando
Resistance to mild impact

Ensayo realizado según norma UNE-EN 13049
Test carried out according to norm EN 13049

Clase / Class 5 (máx / max)

Ensayo de referencia puerta 1,80 x 2,20 m. 2 hojas.
Vidrio laminar 3+3.

Test on door reference 1,80 x 2,20 m. 2 sashes.
Laminated glass 3+3

Resistencia a aperturas y cierres repetidos
Resistance to repeated openings and closings

Test carried out according to norm EN 1191
Ensayo realizado según norma UNE-EN 1191

1.000.000 ciclos / cycles

Ensayo de referencia puerta 2,10 x 2,20 m. 2 hojas.
Test on door reference 2,10 x 2,20 m. 2 sashes.

Acabados / Finishes

Posibilidad bicolor / Possibility of dual colour
Lacado colores (RAL, moteados y rugosos) / Colour powder coating (RAL, mottled & rough)
Lacado imitación madera / Wood effect powder coating
Lacado antibacteriano / Anti-bacterial powder coating
Anodizado / Anodized

Posibilidades de apertura
Opening possibilities

Interior: practicable de 1 y 2 hojas.
Exterior: practicable de 1 y 2 hojas.
Automática: practicable interior y exterior de 1 hoja.

Open in: Practicable 1 & 2 sashes.
Open out: Practicable 1 & 2 sashes.
Automatic opening: internal and external hinged single sash.

Dimensiones máximas/hoja
Maximum dimensions/sash

PUERTA DOOR	PUERTA BISAGRAS OCULTAS HIDDEN HINGES DOOR
Ancho / Width (L) = 1.800 mm	Ancho / Width (L) = 1.500 mm
Alto / Height (H) = 3.000 mm	Alto / Height (H) = 2.700 mm

Consultar peso y dimensiones máximas según tipología.
Consult maximum weight and dimensions in accordance to typology.

Peso máximo/hoja **Maximum weight/sash**	220 Kg 120 Kg Bisagras ocultas Hidden hinges

Diego Piñeiro Janeiro
Director de I+D+i / R&D Manager

Este documento no es válido sin los correspondientes informes de ensayo. Estos resultados sólo se refieren a las muestras ensayadas por ALUMINIOS CORTIZO S.A.U. en sus instalaciones de Padrón (A Coruña - España) y no indican una característica de constancia en la calidad de la producción.
This document is not valid without the corresponding test reports. These reports only refer to the samples tested by ALUMINIOS CORTIZO S.A.U. in their installations in Padrón (A Coruña - Spain) and do not indicate a constant characteristic in production quality.

1:2

PUERTA MILLENNIUM PLUS 70
MILLENNIUM PLUS DOOR 70

OPCIÓN 1/OPTION 1
Uf = 2,51 W/m²K

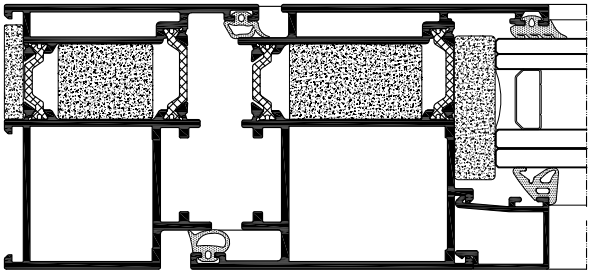

OPCIÓN 2/OPTION 2
Uf = 2,80 W/m²K

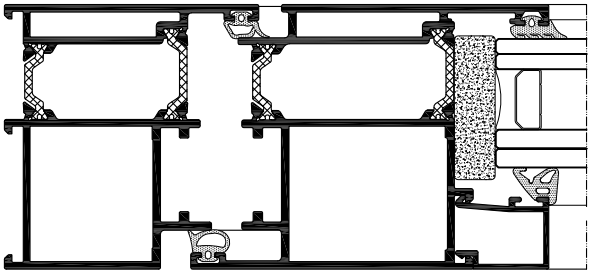

PUERTA MILLENNIUM PLUS 80
MILLENNIUM PLUS DOOR 80

OPCIÓN 1/OPTION 1
Uf = 1,76 W/m²K

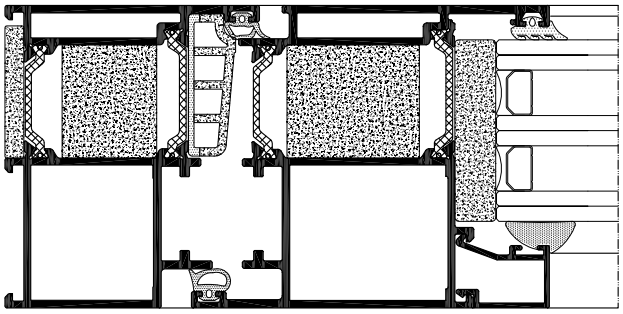

OPCIÓN 2/OPTION 2
Uf = 2,33 W/m²K

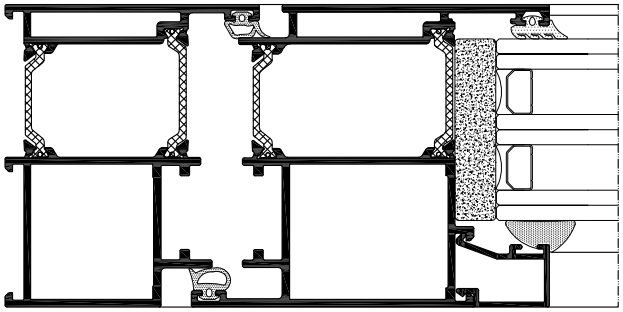

PUERTAS DE APERTURA INTERIOR

INWARDS OPENING DOORS

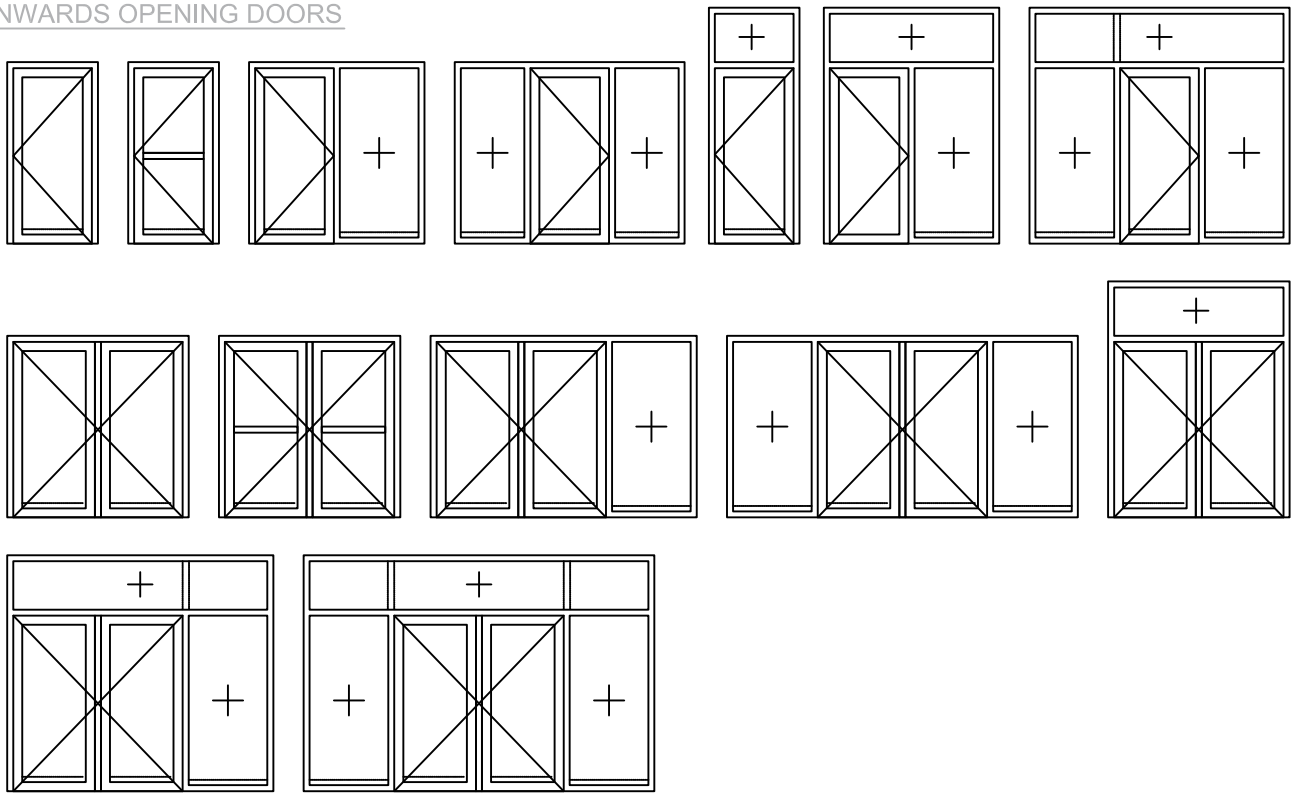

PUERTAS DE APERTURA EXTERIOR

OUTWARDS OPENING DOORS

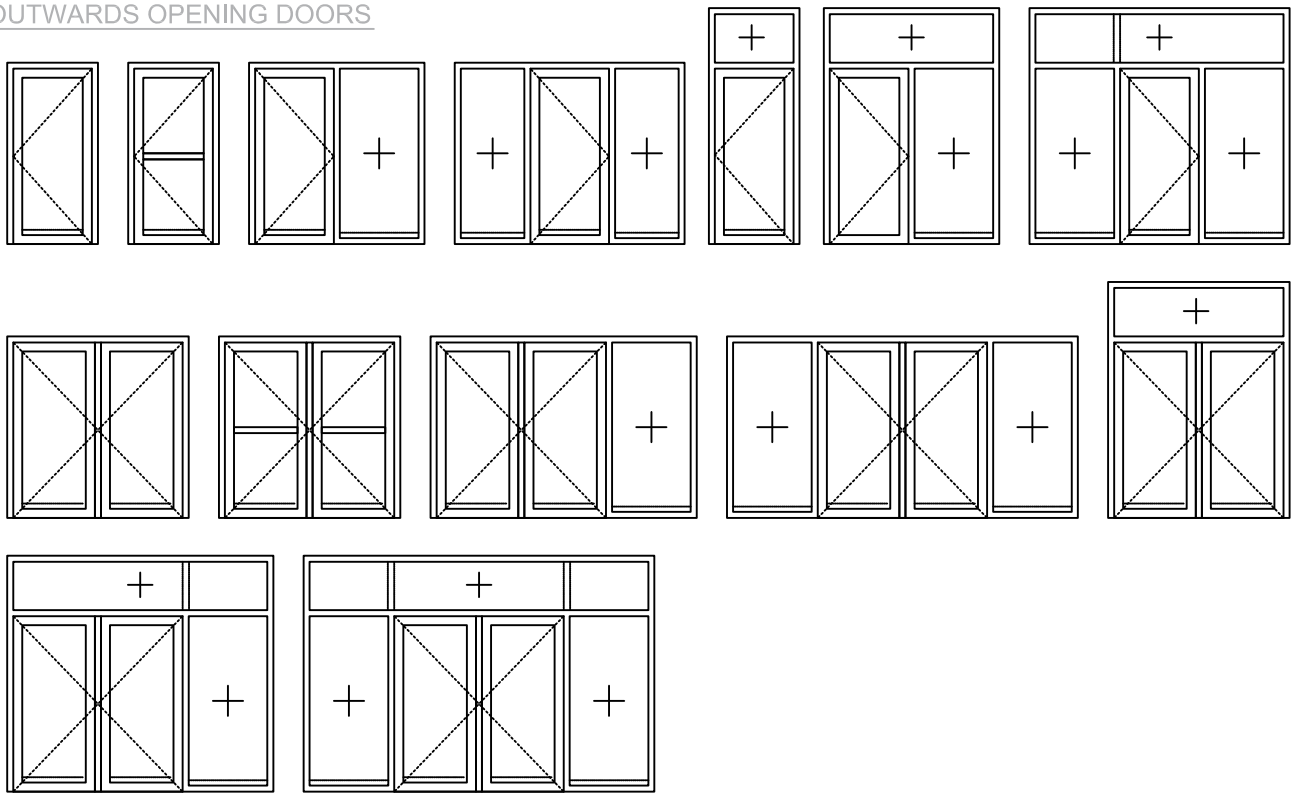

PUERTAS DE APERTURA VAIVÉN
SWING OPENING DOORS

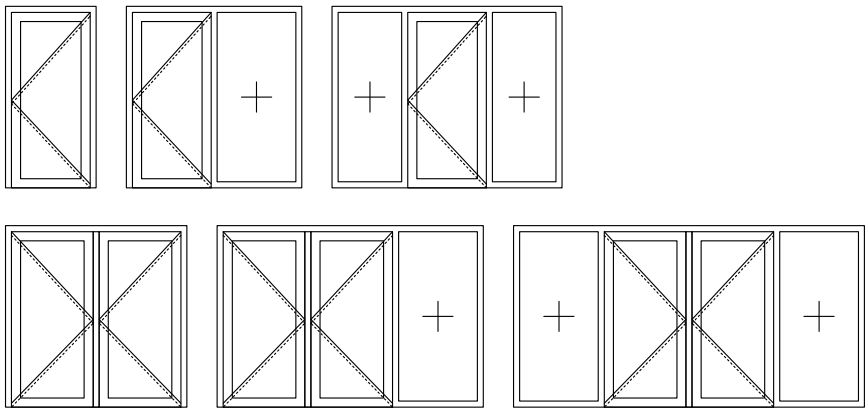

FIJOS VIDRIADOS
GLAZED FIXED DOORS

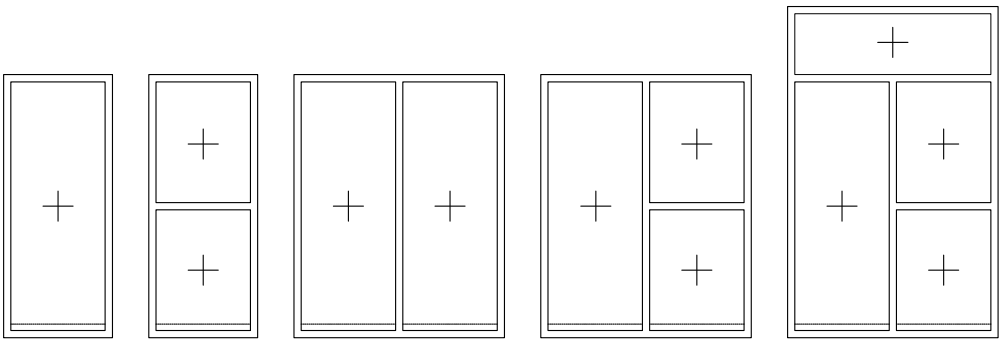

DIMENSIONES DE LA HOJA/SASH DIMENSIONS

		Lh (1H) ancho	Lh (2H) ancho	Hh alto	peso máx por hoja (kg)
PUERTA USO PRIVADO/ PRIVATE USE DOORS	mínimo	650		1700	220 Y con dispositivo automático de cierre/And with automatic locking device: 180
	máximo	1800	2700	3000	
PUERTA USO PÚBLICO/ PUBLIC USE DOORS, (ACCESO PERSONAS CON MOVILIDAD REDUCIDA/ ACCESS FOR PEOPLE WITH REDUCED MOBILITY)	mínimo	840 (1)		2020	
	máximo	1800	2700	3000	
PUERTA USO SANITARIO/ SANITARY USE DOORS	mínimo	1090 (2)		2020	
	máximo	1800	2700	3000	
PUERTA CON DISPOSITIVO DE EMERGENCIA - ANTI-PÁNICO/DOORS WITH ANTI-PANIC - EMERGENCY DEVICE (3)	mínimo	840 (1)		2020	
	máximo	1320	2700	3000	

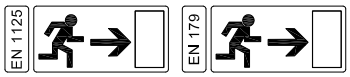

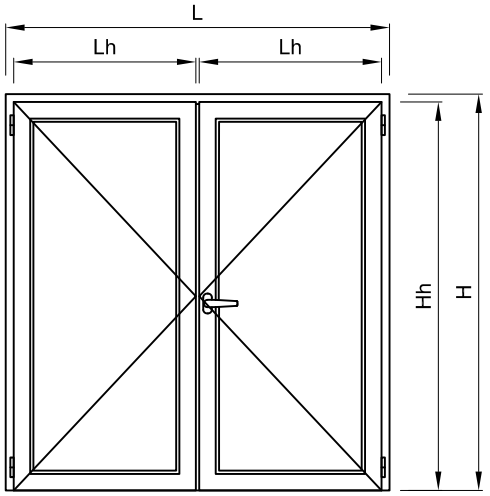

NOTAS:

(1) Anchura libre de paso mínima de 800 mm.
(2) Anchura libre de paso mínima de 1.050 mm.
(3) Puertas de apertura en el sentido de evacuación.
(SEGÚN NORMATIVA)

NORMATIVA RELACIONADA:

- Ensayos para Puertas peatonales exteriores, (Marcado CE):
- Resistencia a la carga de viento (EN 12211:2000),
- Estanqueidad al agua (EN 1027:2000),
- Permeabilidad al aire (EN 1026:2000),
- Resistencia al impacto -puerta acristalada- (EN 13049:2003).

NOTES:

(1) Minimum allowance of 800 mm.
(2) Minimum allowance of 1.050 mm.
(3) Doors opening towards evacuation.
(SEGÚN NORMATIVA/ACCORDING TO LEGISLATION)

RELATED LEGISLATION:

- Tests for Exterior pedestrian doors, (Marked CE):
- Windload resistance (EN 12211:2000),
- Watertightness (EN 1027:2000),
- Air permeability (EN 1026:2000),
- Shock resistance -glass door- (EN 13049:2003).

MANO DE LA PUERTA, SEGÚN DIN 107
DOOR HANDLE, ACCORDING TO DIN 107
Elección del herraje/Hardware choice.

APERTURA A IZQUIERDAS/ LEFT OPENING

APERTURA A DERECHAS/ RIGHT OPENING

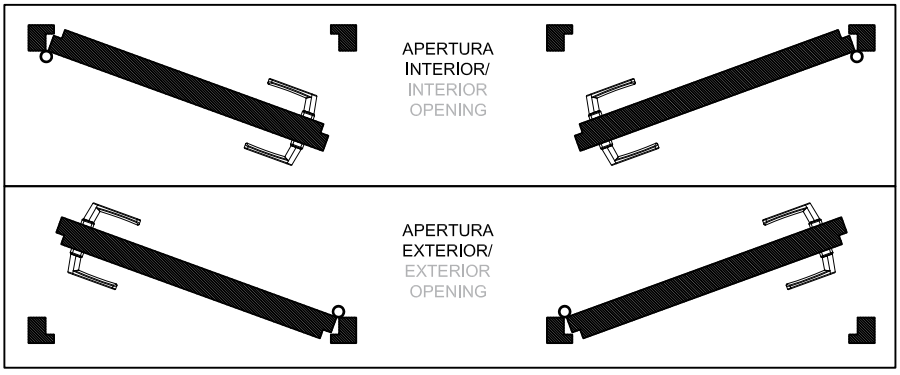

PUERTA 1 HOJA

SASH DOOR

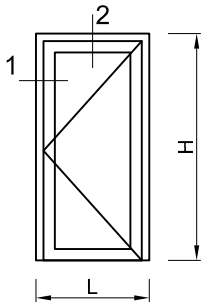

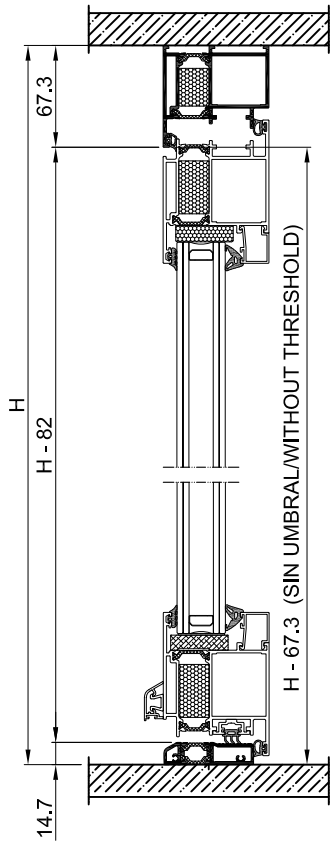

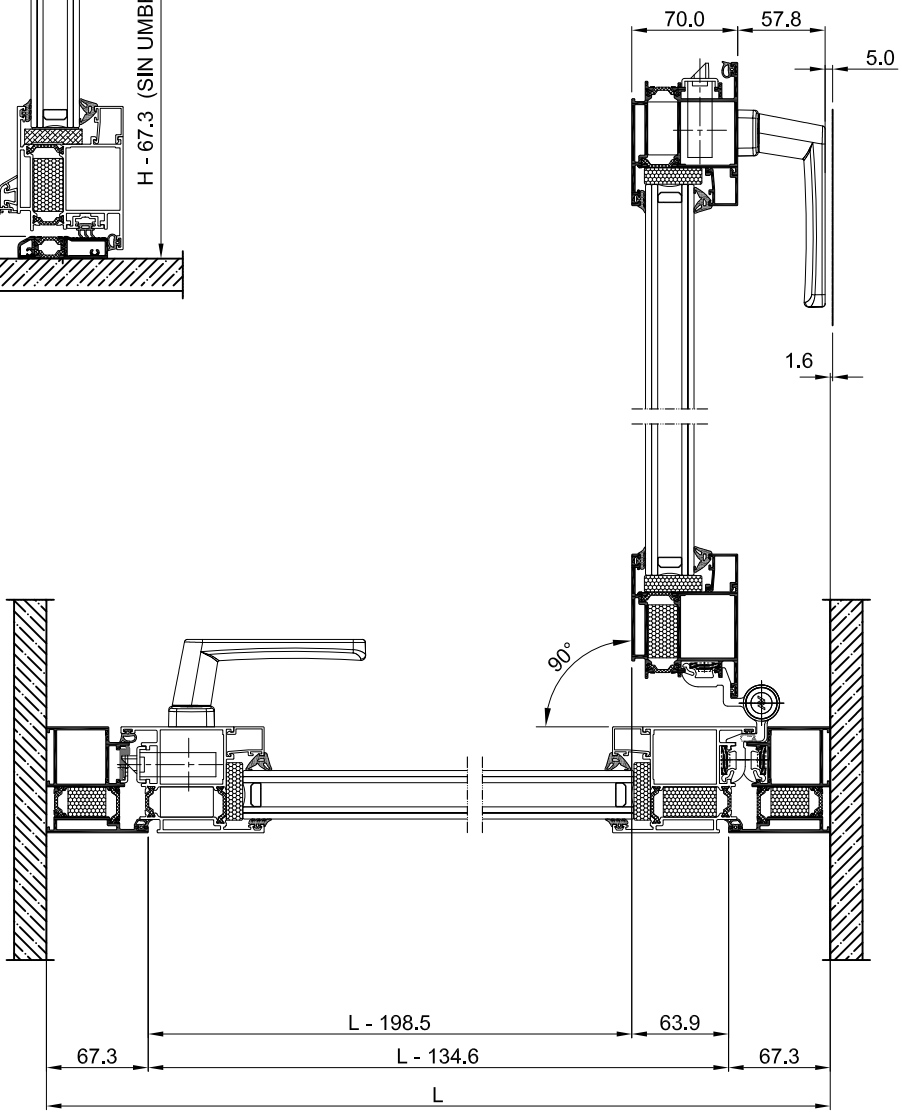

PUERTA 2 HOJAS

2 SASH DOOR

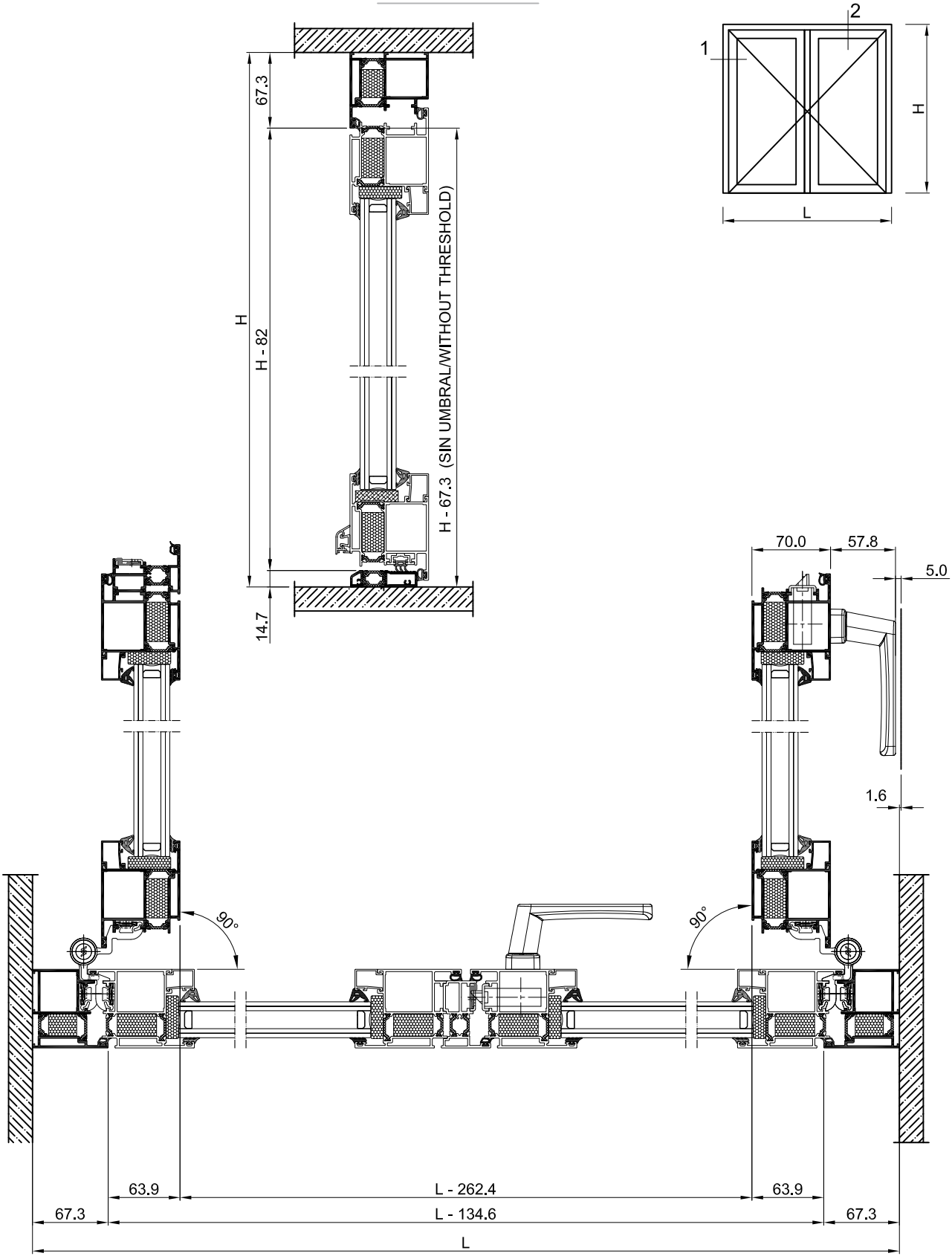

PUERTA 1 HOJA

SASH DOOR

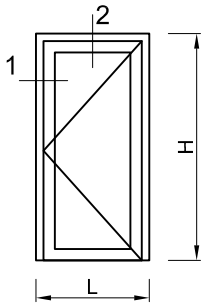

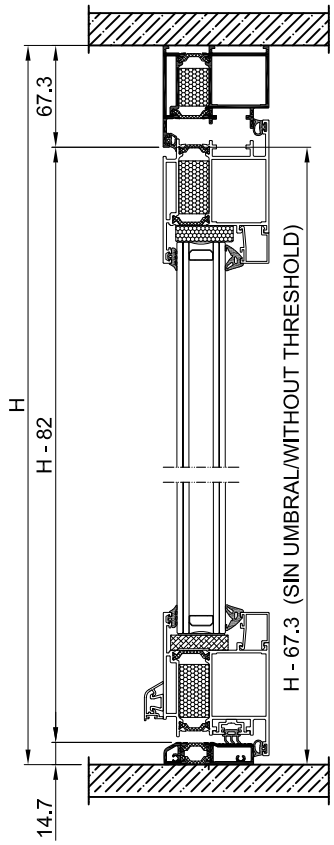

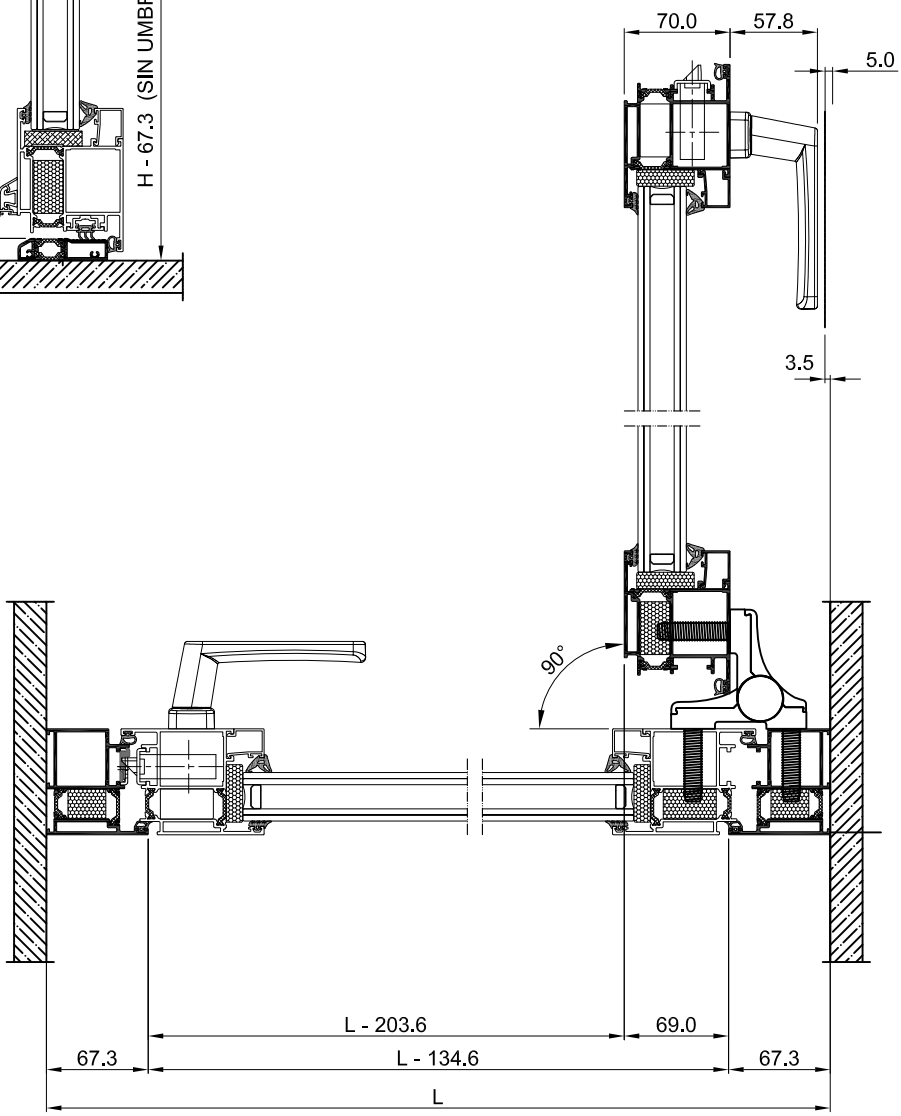

PUERTA 2 HOJAS

2 SASH DOOR

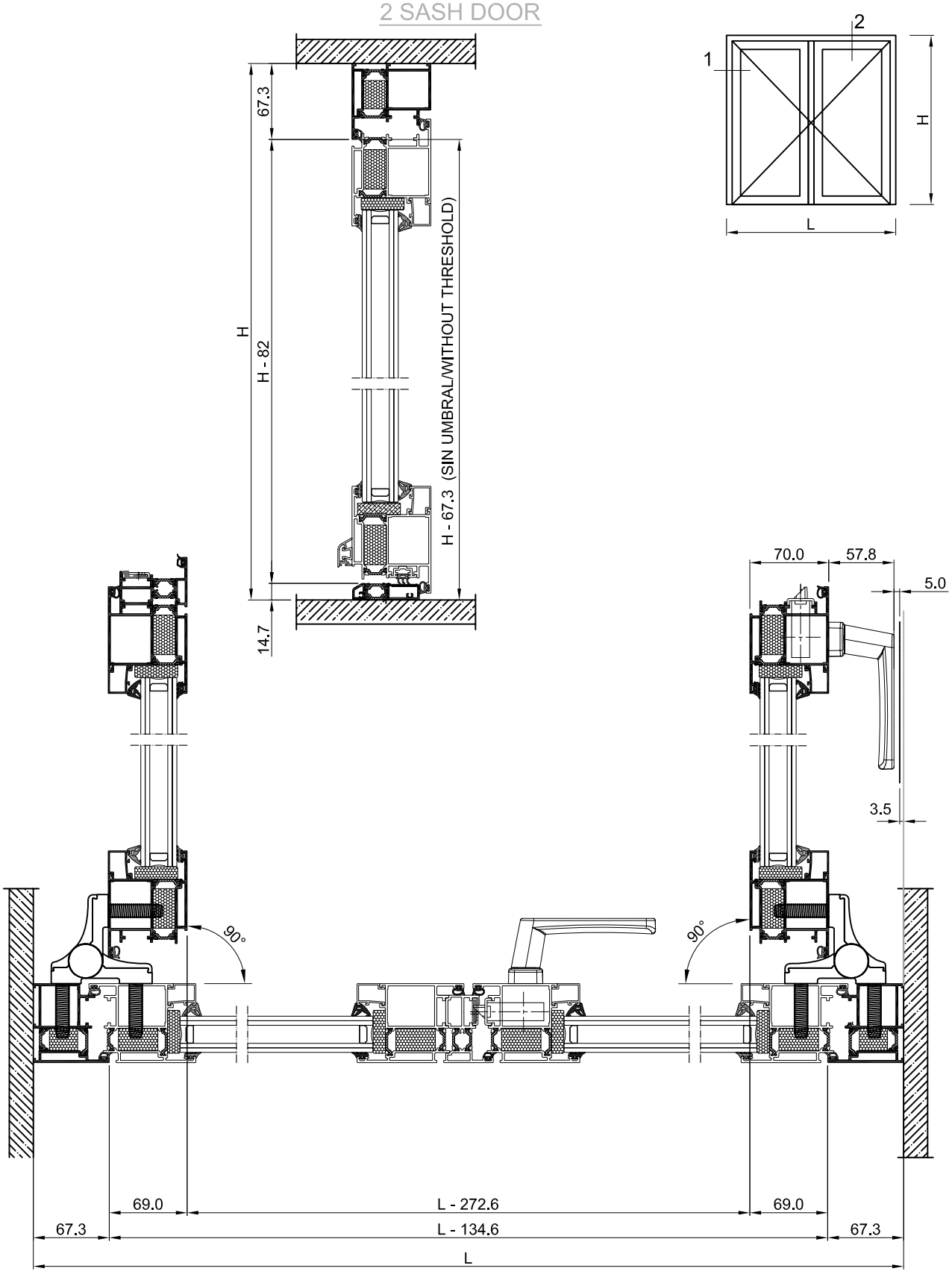

PUERTA 1 HOJA

SASH DOOR

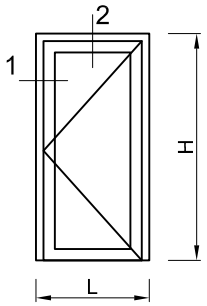

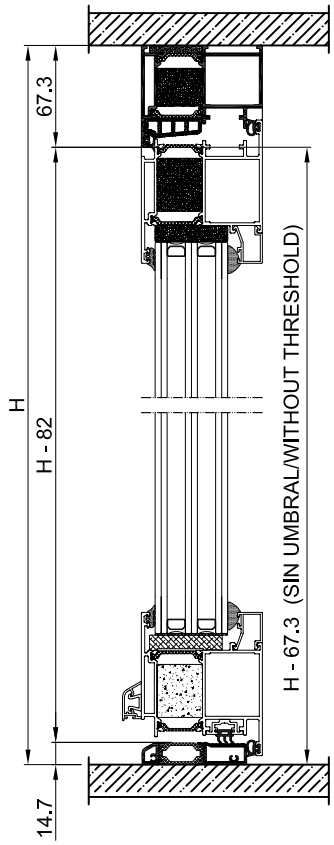

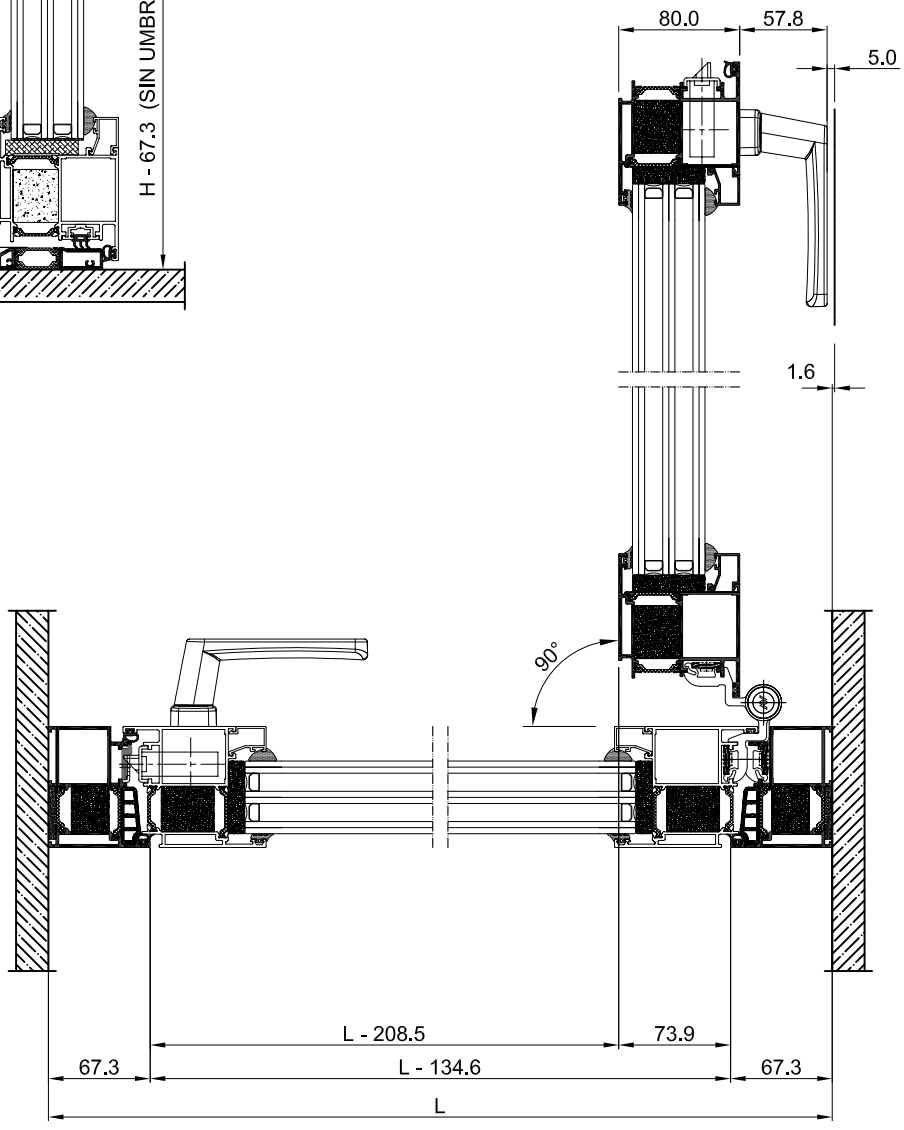

PUERTA 2 HOJAS

2 SASH DOOR

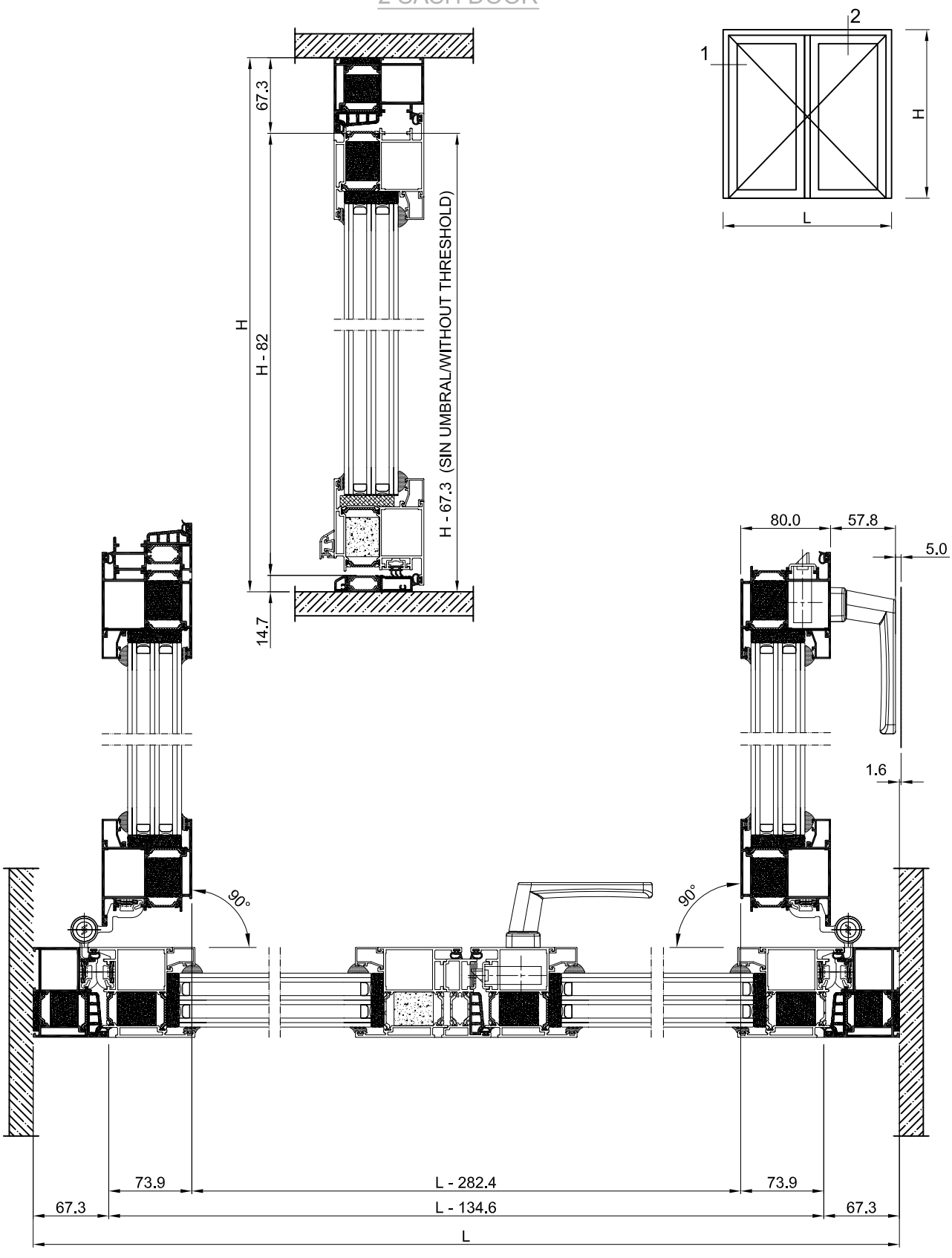

PUERTA 1 HOJA

SASH DOOR

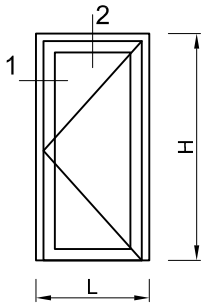

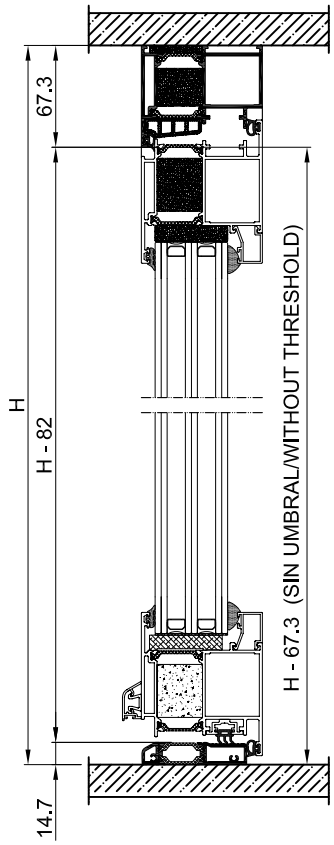

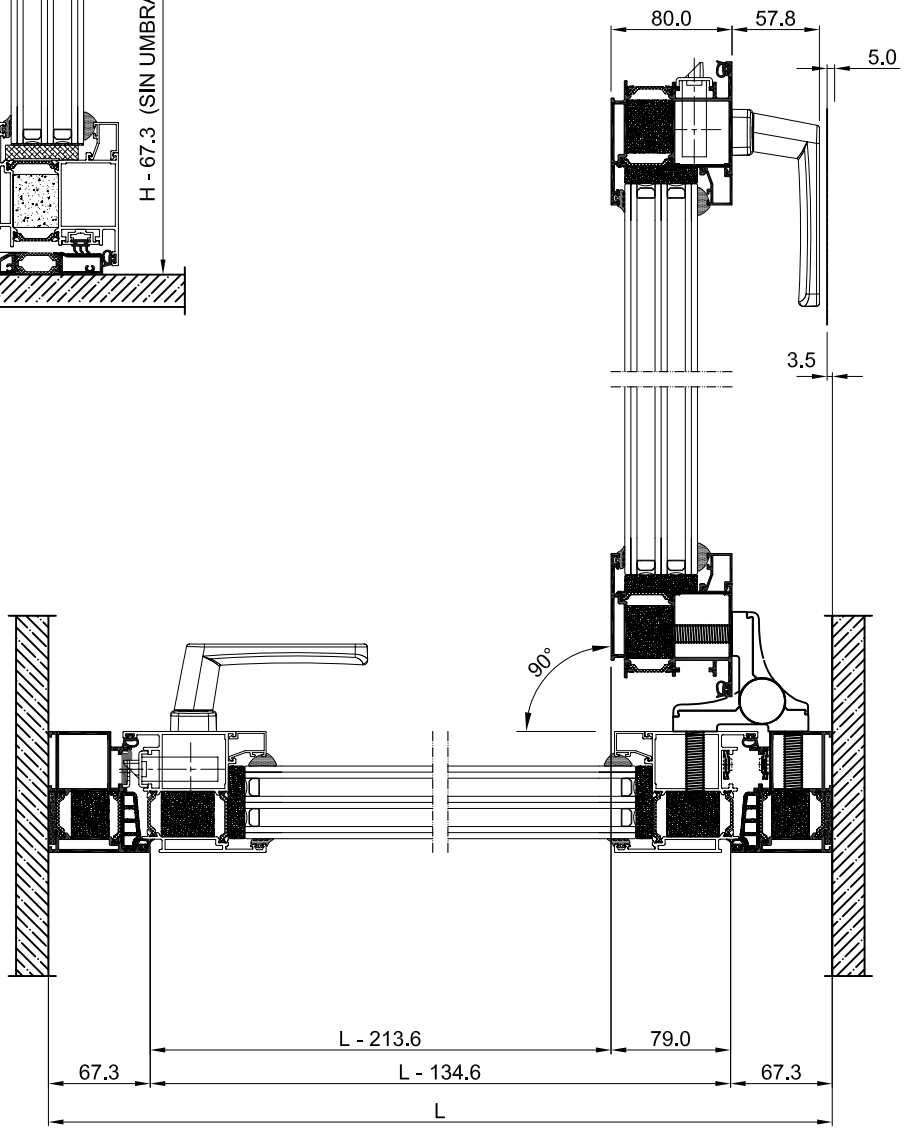

PUERTA 2 HOJAS

2 SASH DOOR

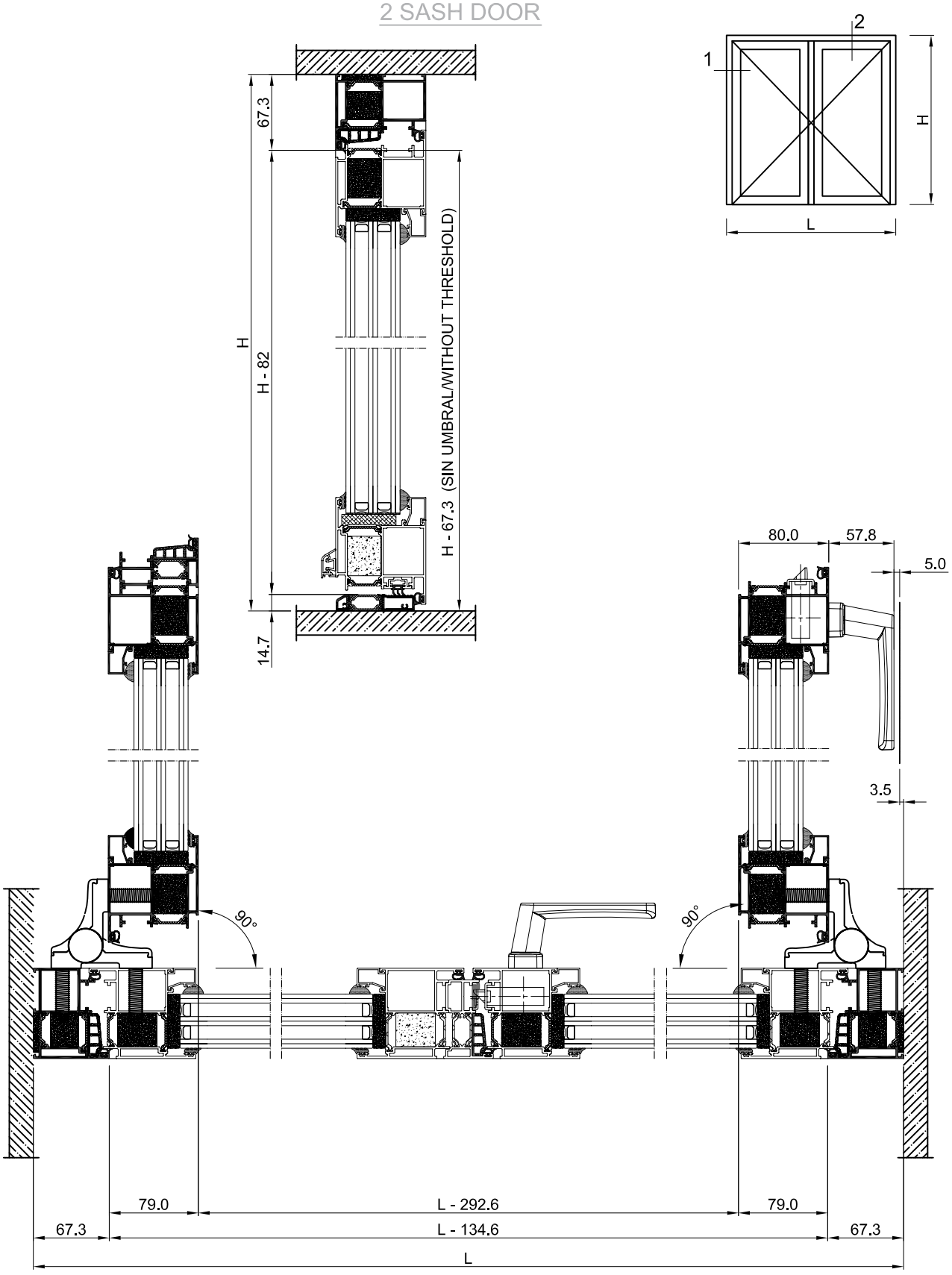

CORTIZOCENTER

Ordenador/Computer / Tablet / Smartphone

DISPONIBLE PARA TODOS LOS SISTEMAS OPERATIVOS
AVAILABLE FOR ALL OPERATING SYSTEMS

CATÁLOGOS
Visualización y descarga
CATALOGUES
Display and download

VALORACIONES
Presupuestación online
QUOTATIONS
Online valuations

TARIFARIO
Listado de precios
TARIFFS
Price list

FICHAS TÉCNICAS
Perfiles y accesorios
TECHNICAL REPORTS
Profiles and accessories

MARCADO CE
Gestión de documentación
CE MARKING
Documentation management

CORTIZO LAB
Cálculos, ensayos y clasificaciones
CORTIZO LAB
Calculations, tests and qualifications

PRODUCTOS
Información técnica de sistemas
PRODUCTS
Systems technical information

CORTIZO SOFTWARE
Información para el usuario
CORTIZO SOFTWARE
User information

NOVEDADES
Últimos desarrollos I+D+i
LATEST NEWS
R&D latest developments

DESCARGAS
Documentación técnica y publicitaria
DOWNLOADS
Technical and commercial documentation

PUERTA MILLENNIUM PLUS
MILLENNIUM PLUS DOOR

1. RELACIÓN DE PERFILES
1. PROFILE LIST

IMPORTANTE

ALUMINIOS CORTIZO S.A.U. se reserva el derecho de modificar o eliminar cualquiera de sus perfiles, accesorios o juntas del sistema sin previo aviso.

ALUMINIOS CORTIZO S.A.U. no se hace responsable de las posibles erratas tipográficas de este catálogo y recomienda encarecidamente al cliente que, antes de la formalización de cualquier pedido, verifique que las referencias aparecidas en el mismo son las correctas.

IMPORTANT

ALUMINIOS CORTIZO S.A.U. reserves the right to modify or remove any of its system profiles, accessories or gaskets without prior notification.

ALUMINIOS CORTIZO S.A.U. will not be responsible for any possible typographical errors in this catalogue and strongly recommends to the client that, before formalising any order, to check that the references that appear in this catalogue are correct.

REFERENCIA REFERENCE	DISEÑO DESIGN	DESCRIPCIÓN DESCRIPTION	PESO WEIGHT (g/m)	SUPERF. SURFACE (dm^2/m)	PÁG PAG
603003		Pletina de 30x3 mm Plate 30x3mm	243	6,6	87
770229		Solape de 35 mm 35 mm overlap	205	12	96
COR-1700		U de refuerzo Reinforcement U	1239,3	34,5	86
COR-1701		Tapa clipaje U refuerzo Reinforcement U-clip end plate	202,5	10	86
COR-1703		U de refuerzo 90x58 mm 90x58 mm reinforcement U	1952,1	52,44	86
COR-1704		U refuerzo 40 mm Reinforcement U 40 mm	743,31	22,78	87
COR-1770		Solape de 35 mm 35 mm overlap	197,1	10,05	96
COR-1771		Solape de 50 mm 50 mm overlap	256,5	13,06	96
COR-1772		Solape de 25 mm 25 mm overlap	156,6	80,6	96
COR-1773		Solape de 45 mm 45 mm overlap	237,6	12,06	97
COR-1774		Solape de 35x13,5 mm 35x13,5 mm overlap	240,3	12,27	97
COR-1776		Solape de 55 mm 55 mm overlap	278,1	14,06	97
COR-1777		Solape de 65 mm 65 mm overlap	318,6	16,06	98
COR-1778		Solape de 75 mm 75 mm overlap	35,91	18,06	98

PUERTA MILLENNIUM PLUS
Relación de perfiles

MILLENNIUM PLUS DOOR
Profile list

REFERENCIA REFERENCE	DISEÑO DESIGN	DESCRIPCIÓN DESCRIPTION	PESO WEIGHT (g/m)	SUPERF. SURFACE (dm^2/m)	PÁG PAG
COR-1780		Tapé recto de 28,5 mm Straight cap of 28,5 mm	388,8	18,5	91
COR-1781		Tapé recto de 48,5 mm Straight cap of 48,5 mm	480,6	22,5	92
COR-1782		Tapé recto de 68,5 mm Straight cap of 68,5 mm	572,4	26,5	92
COR-1783		Tapé recto de 88,5 mm Straight cap of 88,5 mm	664,2	30,5	92
COR-1784		Tapé recto de 58,5 mm Straight cap of 58,5 mm	529,2	24,52	92
COR-1785		Tapé recto de 108,50 mm Straight cap of 108,50 mm	756	34,57	93
COR-1786		Tapé recto de 128,50 mm Straight cap of 128,50 mm	847,8	38,57	93
COR-2015		Junquillo clip recto de 26 mm Straight glazing bead clip 26 mm	321,3	18,04	84
COR-2016		Junquillo clip recto de 38 mm Straight glazing bead clip 38 mm	369,9	20,98	84
COR-2017		Junquillo clip recto de 33 mm Straight glazing bead clip 33 mm	353,7	19,98	84
COR-2018		Junquillo clip recto de 19 mm Straight glazing bead clip 19 mm	275,4	15,52	84
COR-2019		Junquillo clip recto de 12 mm Straight glazing bead clip 12 mm	261,9	14,77	85
COR-2023		Junquillo recto de 2,5 mm 2,5 Straight glazing bead clip	151,2	8,71	85
COR-2026		Solape 35 mm 35 mm overlap	272,7	15,24	98

PUERTA MILLENNIUM PLUS
Relación de perfiles

MILLENNIUM PLUS DOOR
Profile list

REFERENCIA REFERENCE	DISEÑO DESIGN	DESCRIPCIÓN DESCRIPTION	PESO WEIGHT (g/m)	SUPERF. SURFACE (dm^2/m)	PÁG PAG
COR-2036		Solape 48 mm 48 mm overlap	272,7	17,63	99
COR-2065		Junquillo clip recto de 16.50 mm Straight glazing bead clip 16,50 mm	270	15,13	85
COR-2093		Junquillo clip recto de 8 mm Straight glazing bead clip 8 mm	256,5	14,51	85
COR-2117		Junquillo clip recto de 22 mm Straight glazing bead clip 22 mm	294,3	16,44	85
COR-2304		Vierteaguas puerta Door rain gutter	194,4	11,55	107
COR-2370		Remate puerta Door finishing	375,3	21,87	88
COR-2705		Grapa para solapes Clip for overlap	232,2	112,1	95
COR-2714		Acople esquinero regulable Adjustable corner attachment	162	7,34	88
COR-2725		Solape recto 22 mm 22 mm straight overlap	245,7	11,2	99
COR-2728		Solape recto de 55 mm Straight overlap 55 mm	270	16,03	99
COR-2733		Solape chaflán de 50 mm Bevelled overlap 50 mm	367,2	21,82	100
COR-2734		Solape de 77 mm 77 mm overlap	337,5	19,66	100
COR-2735		Solape de 35 mm Screw overlap	205,2	12,02	100
COR-2744		Grapa para solapes Clip for overlap	348,3	13,98	95

PUERTA MILLENNIUM PLUS
Relación de perfiles

MILLENNIUM PLUS DOOR
Profile list

REFERENCIA REFERENCE	DISEÑO DESIGN	DESCRIPCIÓN DESCRIPTION	PESO WEIGHT (g/m)	SUPERF. SURFACE (dm^2/m)	PÁG PAG
COR-2745		Solape recto 45 mm Straight overlap 45 mm	237,6	14,03	101
COR-2773		Solape recto de 65 mm Straight overlap 65 mm	299,7	17,49	101
COR-2781		Solape recto 60 mm 60 mm straight overlap	337,5	17,32	101
COR-2788		Solape recto 88 mm 88 mm straight overlap	450,9	22,92	102
COR-2815		Tapé recto de 70 mm Straight cap of 70 mm	499,5	28,54	93
COR-2816		Tapé achaflanado de 108 mm Bevelled cap of 108 mm	753,3	29,58	94
COR-2817		Alargadera con enganche de 100 mm Extension with attachment of 100 mm	626,4	27,69	94
COR-2818		Alargadera con enganche de 160 mm Extension with attachment of 160 mm	901,8	39,76	94
COR-2819		Alargadera con enganche de 40 mm Extension with attachment of 40 mm	353,7	15,8	95
COR-2824		Tapé recto de 75 mm Straight cap of 75 mm	604,8	27,93	95
COR-2831		Solape de 35 mm 35 mm overlap	159,3	9,31	102
COR-2834		Solape de 55 mm atornillar (en L) 55 mm overlap screw (in L)	340,2	19,71	102
COR-2835		Solape de 55 mm 55 mm overlap	253,8	14,4	103
COR-2837		Solape de 70 mm 70 mm overlap	305,1	17,4	103

PUERTA MILLENNIUM PLUS
Relación de perfiles

MILLENNIUM PLUS DOOR
Profile list

REFERENCIA REFERENCE	DISEÑO DESIGN	DESCRIPCIÓN DESCRIPTION	PESO WEIGHT (g/m)	SUPERF. SURFACE (dm^2/m)	PÁG PAG
COR-2839		Solape recto de 40 mm 40 mm straight overlap	232,2	14,42	103
COR-2842		Grapa para solapes Clip for overlap	261,9	12,73	95
COR-2843		Grapa para enganche postizo Clip for coupling for hook	116,1	6,17	88
COR-2849		Portacepillos puerta CC16 Door wool pile holder	199,8	8,8	88
COR-3161		Perfil para escuadra de ensamblar de 31,20 mm Profile for assembly cleat - 31.20 mm	2651,4	62,87	89
COR-3162		Perfil para escuadra de ensamblar de 32,90 mm Profile for assembly cleat - 32,90 mm	3272,4	63,26	89
COR-3165		Perfil para escuadra de ensamblar de 40,80 mm Profile for assembly cleat - 40,80 mm	3653,1	68,48	90
COR-3880		Esquinero fijo 135º 135º Corner	1358,3	56,14	60
COR-3881		Esquinero fijo 135º 135º Corner	1471,7	61,69	79
COR-4993		Unión marcos con enganche Frame joint profile with hook	108	5,18	106
COR-6524		Solape pequeño Small overlap	197,1	11,58	104
COR-6526		Solape de 35mm 35 mm overlap	232,2	13,58	104
COR-6755		Unión de marcos con refuerzo HI Frame joint profile with reinforcement HI	1648,9	62,83	64
COR-6756		Unión de marcos con doble refuerzo HI Frame joint profile with double reinforcement	2094,4	83,16	64

PUERTA MILLENNIUM PLUS
Relación de perfiles

MILLENNIUM PLUS DOOR
Profile list

REFERENCIA REFERENCE	DISEÑO DESIGN	DESCRIPCIÓN DESCRIPTION	PESO WEIGHT (g/m)	SUPERF. SURFACE (dm^2/m)	PÁG PAG
COR-6852		Tubo de 50x30 INOX 50x30 mm stainless tube	-	-	87
COR-7010		Viertaguas superior Top rain gutter	221,4	11,76	107
COR-7026		Solape de 50 mm 50 mm overlap	340,2	20,45	104
COR-7027		Solape de 85 mm 85 mm overlap	464,4	25,82	105
COR-7029		Solape de 65 mm 65 mm overlap	394,2	23,45	105
COR-7030		Solape de 48 mm 48 mm overlap	353,7	20,41	106
COR-7251		Unión de marcos oculta Concealed frame joint profile	105,3	5,15	106
COR-7252		Tubo 25x25 INOX Tube of 25x25 stainless steel	-	18,8	87
COR-7354		Unión de marcos Frame joint profile	1143,4	42,5	65
COR-7355		Unión de marcos con refuerzo Frame joint profile with reinforcement	1648,9	62,83	65
COR-7356		Unión de marcos con doble refuerzo Frame joint profile with double reinforcement	2094,4	83,16	65
COR-7357		Esquinero regulable hembra Adjustable corne female	1521	63,05	60
COR-7358		Esquinero regulable macho Adjustable corne male	1512,9	63,84	61
COR-7359		Esquinero recto Straight corner	2027,9	86,34	61

PUERTA MILLENNIUM PLUS
Relación de perfiles

MILLENNIUM PLUS DOOR
Profile list

REFERENCIA REFERENCE	DISEÑO DESIGN	DESCRIPCIÓN DESCRIPTION	PESO WEIGHT (g/m)	SUPERF. SURFACE (dm^2/m)	PÁG PAG
COR-7390		Suplemento oscilo-paralela Tilt and slide supplement	1260,6	43,3	62
COR-7391		Suplemento plegable Supplementary folding	1717,4	58,04	62
COR-7610		Hoja panel simple MP70 Simple panel sash MP70	2139,1	72,78	52
COR-7611		Hoja panel doble MP70 Double panel sash MP70	1878,4	64,49	52
COR-7612		Hoja panel simple HI MP70 Simple panel sash HI MP70	2139,1	72,78	53
COR-7613		Hoja panel doble HI MP70 Double panel sash HI MP70	1878,4	64,49	53
COR-7620		Hoja apertura interior MP70 Inside opening sash MP70	2333	81,78	54
COR-7621		Hoja apertura exterior MP70 Outside opening sash MP70	2600,3	92	54
COR-7630		Marco de puerta MP70 Door frame MP70	1990,1	69,15	45
COR-7632		Marco con doble enganche Frame with double attachments	2034,1	72,52	45
COR-7635		Marco para fijos MP70 Frame for fixed MP70	1443,7	45,76	45
COR-7637		Marco para fijos alto MP70 Frame for high fixed MP70	2098,1	73,66	46
COR-7640		Inversor MP70 Inverter MP70	1385,3	46,41	56
COR-7645		Conversor apertura interior MP70 Inside opening converter MP70	1404,2	46,56	57

PUERTA MILLENNIUM PLUS
Relación de perfiles

MILLENNIUM PLUS DOOR
Profile list

REFERENCIA REFERENCE	DISEÑO DESIGN	DESCRIPCIÓN DESCRIPTION	PESO WEIGHT (g/m)	SUPERF. SURFACE (dm^2/m)	PÁG PAG
COR-7646		Conversor apertura exterior MP70 Outside opening converter MP70	1477,1	49,42	57
COR-7647		Acople puerta sin umbral Door without thresold coupling	1388	45,98	58
COR-7648		Umbral puerta apertura exterior MP70 Outside opening door threshold MP70	945,2	33,22	63
COR-7650		Marco vaivén Swing door frame	1948	67,04	46
COR-7651		Hoja vaivén Swing door sash	2056	71,99	55
COR-7656		Conversor apertura exterior 70 Industrial Outside opening converter 70 Industrial	1520,3	50,26	57
COR-7658		Remate portagomas inferior puerta Door bottom rubber holder finishing	86,4	5,07	90
COR-7660		Umbral de puerta Door threshold	923,6	31,74	63
COR-7662		Portacepillos umbral puerta Door threshold wool pile holder	232,2	9,83	91
COR-7664		Umbral de puerta Door threshold	934,9	35,27	64
COR-7670		Travesaño puerta fijos MP70 Fixed door transom MP70	2284,4	83,07	50
COR-7678		Complemento hoja zócalo 150mm MP70 150mm sash base complement MP70	2138,6	76,99	58
COR-7680		Marco HI MP70 HI frame MP70	1990,1	69,15	47
COR-7681		Marco para fijos HI MP70 HI frame for fixed MP70	1443,7	45,76	47

PUERTA MILLENNIUM PLUS
Relación de perfiles

MILLENNIUM PLUS DOOR
Profile list

REFERENCIA REFERENCE	DISEÑO DESIGN	DESCRIPCIÓN DESCRIPTION	PESO WEIGHT (g/m)	SUPERF. SURFACE (dm^2/m)	PÁG PAG
COR-7682		Marco con doble enganche HI Frame with double attachments HI	2034,1	72,52	48
COR-7685		Hoja apertura interior HI MP70 Inside HI opening sash MP70	2333	81,78	55
COR-7686		Hoja apertura exterior HI MP70 Outside HI opening sash MP70	2600,3	92	56
COR-7687		Marco para fijos alto HI MP70 HI frame for high fixed MP70	2098,1	73,66	48
COR-7688		Complemento hoja zócalo 150 mm HI MP70 150 mm HI sash base complement MP70	2138,6	76,99	59
COR-7690		Travesaño puerta HI MP70 HI door transom MP70	2284,4	83,07	50
COR-7695		Tirador embutido Embedded handle	1695,6	53,33	59
COR-7696		Tapa difusora Diffuser cover	-	-	106
COR-7735		Marco balconera apertura interior Inside opening balcony frame	1950	61,3	66
COR-7737		Marco balconera apertura interior HI HI inside opening balcony frame	1950	61,3	66
COR-7744		Union de marcos con refuerzo Frame joint profile with reinforcement	1728,9	62,83	82
COR-7745		Unión de marcos con refuerzo HI Frame joint profile with reinforcement HI	1728,9	62,83	82
COR-7746		Unión de marcos con doble refuerzo Frame joint profile with double reinforcement	2414,4	83,16	83
COR-7747		Unión de marcos con doble refuerzo HI Frame joint profile with double reinforcement HI	2414,4	83,16	83

PUERTA MILLENNIUM PLUS
Relación de perfiles

MILLENNIUM PLUS DOOR
Profile list

REFERENCIA REFERENCE	DISEÑO DESIGN	DESCRIPCIÓN DESCRIPTION	PESO WEIGHT (g/m)	SUPERF. SURFACE (dm^2/m)	PÁG PAG
COR-7754		Unión de marcos Frame joint profile	1203,4	42,5	83
COR-7755		Unión de marcos HI HI frame joint profile	1203,4	42,5	84
COR-7775		Travesaño balconera apertura interior Inside opening balcony transom	2174,1	72,49	70
COR-7776		Travesaño balconera apertura interior HI HI inside opening balcony transom	2174,1	72,49	71
COR-7780		Esquinero regulable Adjustable corner attachment	1786,6	74,14	80
COR-7781		Esquinero recto Straight corner	2253,7	93,01	80
COR-7790		Suplemento marco Frame supplement	2121,4	70,38	81
COR-7881		Umbral puerta apertura interior Open in door threshold	1003,9	31,74	81
COR-7885		Umbral puerta apertura exterior	1025,2	33,22	81
COR-7935		Marco balconera apertura interior Inner opening balcony frame	1625	61,3	49
COR-7937		Marco balconera HI Balcony frame HI	1625	61,3	49
COR-7975		Travesaño balconera apertura interior Inner opening balcony transom	1849,1	72,49	51
COR-7976		Travesaño balconera HI HI balcony transom	1849,1	72,49	51
COR-7980		Esquinero regulable Adjustable corner	1706,6	74,14	62

PUERTA MILLENNIUM PLUS
Relación de perfiles

MILLENNIUM PLUS DOOR
Profile list

REFERENCIA REFERENCE	DISEÑO DESIGN	DESCRIPCIÓN DESCRIPTION	PESO WEIGHT (g/m)	SUPERF. SURFACE (dm^2/m)	PÁG PAG
COR-7985		Suplemento marco Frame supplement	2061,4	70,38	63
COR-7993		Remate enganches Hook finishing	78,3	4,23	91
COR-7997		Acople para junta de dilatación Expansion gasket attachment	297	12,56	91
COR-8296		Goterón Raindrop	116,1	7,37	107
COR-8610		Hoja panel simple MP80 Simple panel sash MP80	2254,1	72,78	72
COR-8611		Hoja panel doble MP80 Double panel sash MP80	1988,4	64,49	73
COR-8612		Hoja panel simple HI MP80 Simple panel sash HI MP80	2254,1	72,78	73
COR-8613		Hoja panel doble HI MP80 Double panel sash HI MP80	1988,4	64,49	74
COR-8620		Hoja apertura interior MP80 Inside opening sash MP80	2413	81,78	74
COR-8621		Hoja apertura exterior MP80 Outside opening sash MP80	2680,3	92	75
COR-8630		Marco de puerta MP80 Door frame MP80	2070,1	69,15	67
COR-8632		Marco con doble enganche Frame with double attachments	2114,1	72,52	67
COR-8635		Marco para fijos MP80 Frame for fixed MP80	1523,7	45,76	67
COR-8637		Marco para fijos alto MP80 Frame for high fixed MP80	2178,1	73,66	68

PUERTA MILLENNIUM PLUS
Relación de perfiles

MILLENNIUM PLUS DOOR
Profile list

REFERENCIA REFERENCE	DISEÑO DESIGN	DESCRIPCIÓN DESCRIPTION	PESO WEIGHT (g/m)	SUPERF. SURFACE (dm^2/m)	PÁG PAG
COR-8640		Inversor MP80 Inverter MP80	1465,3	46,41	76
COR-8645		Conversor apertura interior MP80 Inside opening converter MP80	1474,2	46,56	77
COR-8646		Conversor apertura exterior MP80 Outside opening converter MP80	1547,1	49,42	77
COR-8647		Acople puerta sin umbral Door without thresold coupling	1388	45,98	78
COR-8656		Conversor apertura exterior 80 Industrial Outside opening converter 80 Industrial	1590,3	50,26	77
COR-8664		Umbral de puerta Door threshold	994,9	35,27	82
COR-8670		Travesaño puerta fijos MP80 Fixed door transom MP80	2364,4	83,07	71
COR-8678		Complemento hoja zócalo 150mm MP80 150mm sash base complement MP80	2218,6	76,99	78
COR-8680		Marco HI MP80 HI frame MP80	2070,1	69,15	68
COR-8681		Marco para fijos HI MP80 HI frame for fixed MP80	1523,7	45,76	69
COR-8682		Marco con doble enganche HI Frame with double attachments HI	2114,1	72,52	69
COR-8685		Hoja apertura interior HI MP80 Inside HI opening sash MP80	2413	81,78	75
COR-8686		Hoja apertura exterior HI MP80 Outside HI opening sash MP80	2680,3	92	76
COR-8687		Marco para fijos alto HI MP80 HI frame for high fixed MP80	2178,1	73,66	70

PUERTA MILLENNIUM PLUS
Relación de perfiles

MILLENNIUM PLUS DOOR
Profile list

REFERENCIA REFERENCE	DISEÑO DESIGN	DESCRIPCIÓN DESCRIPTION	PESO WEIGHT (g/m)	SUPERF. SURFACE (dm^2/m)	PÁG PAG
COR-8688		Complemento hoja zócalo 150 mm HI MP80 150 mm HI sash base complement MP80	2218,6	76,99	79
COR-8690		Travesaño puerta HI MP80 HI door transom MP80	2364,4	83,07	72

PUERTA MILLENNIUM PLUS
MILLENNIUM PLUS DOOR

2. PERFILES A ESCALA
2. PROFILES TO SCALE

IMPORTANTE

ALUMINIOS CORTIZO S.A.U. se reserva el derecho de modificar o eliminar cualquiera de sus perfiles, accesorios o juntas del sistema sin previo aviso.

ALUMINIOS CORTIZO S.A.U. no se hace responsable de las posibles erratas tipográficas de este catálogo y recomienda encarecidamente al cliente que, antes de la formalización de cualquier pedido, verifique que las referencias aparecidas en el mismo son las correctas.

IMPORTANT

ALUMINIOS CORTIZO S.A.U. reserves the right to modify or remove any of its system profiles, accessories or gaskets without prior notification.

ALUMINIOS CORTIZO S.A.U. will not be responsible for any possible typographical errors in this catalogue and strongly recommends to the client that, before formalising any order, to check that the references that appear in this catalogue are correct.

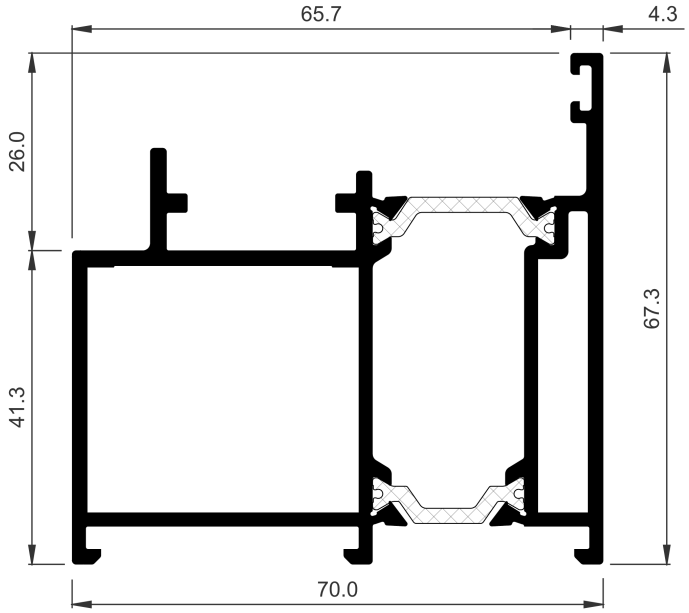

COR-7630	
Descripción Description	Marco de puerta MP70 Door frame MP70
Peso Weight **(g/m)**	1990,1
Superficie Surface **(dm²/m)**	69,15
Ix (cm⁴)	20,93
Iy (cm⁴)	40,84
Escuadra principal Main cleat	307630
Troquel Punch tool	307898 307899
Escuadra secundaria Secondary cleat	347635

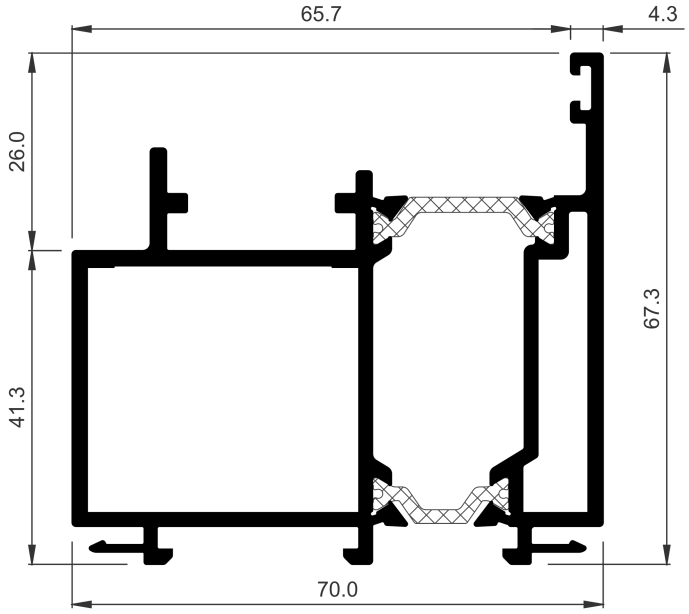

COR-7632	
Descripción Description	Marco con doble enganche Frame with double attachments
Peso Weight **(g/m)**	2034,1
Superficie Surface **(dm²/m)**	72,52
Ix (cm⁴)	22,07
Iy (cm⁴)	40,74
Escuadra principal Main cleat	307630
Troquel Punch tool	307899
Escuadra secundaria Secondary cleat	347635
Observaciones Observations	Para el barrido de la pestaña usar el troquel de escuadras 347999 For hooks machining to cleat use the punch tool 347999

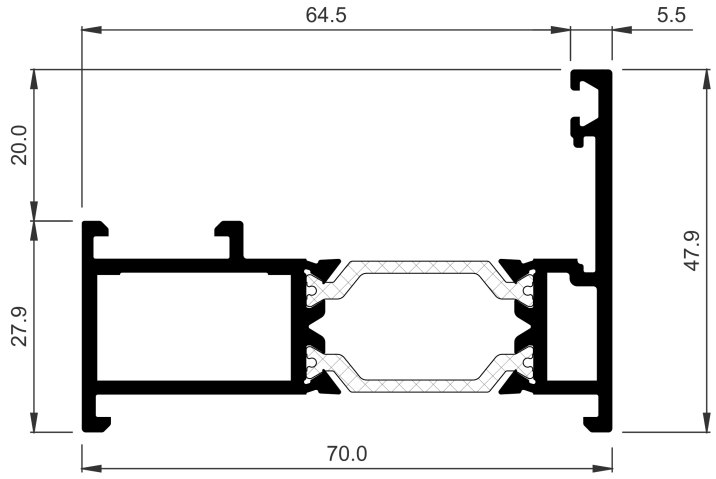

COR-7635	
Descripción Description	Marco para fijos MP70 Frame for fixed MP70
Peso Weight **(g/m)**	1443,7
Superficie Surface **(dm²/m)**	45,76
Ix (cm⁴)	5,45
Iy (cm⁴)	30,01
Escuadra principal Main cleat	920380
Troquel Punch tool	307898 307899
Escuadra alineamiento Alignment cleat	287310

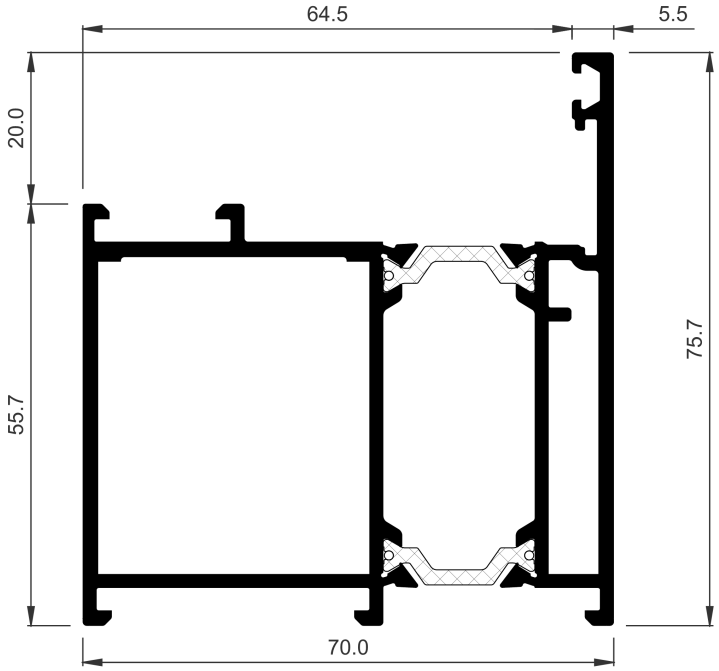

COR-7637	
Descripción Description	Marco para fijos alto MP70 Frame for high fixed MP70
Peso Weight **(g/m)**	2098,1
Superficie Surface **(dm^2/m)**	73,66
Ix (cm^4)	28,97
Iy (cm^4)	45,63
Escuadra principal Main cleat	307620
Troquel Punch tool	307898 307899
Escuadra secundaria Secondary cleat	347635
Escuadra alineamiento Alignment cleat	287310

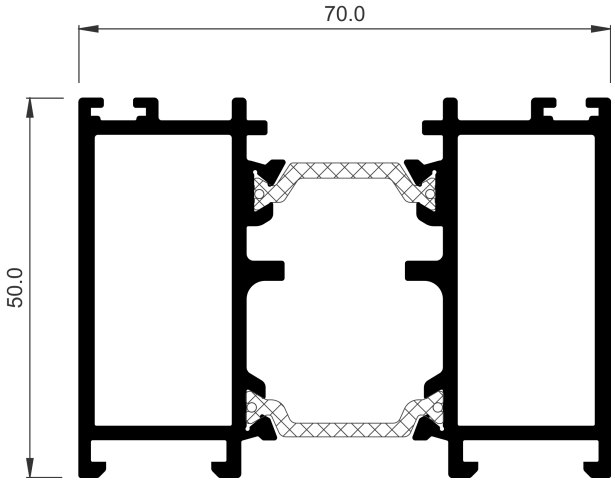

COR-7650	
Descripción Description	Marco vaivén Swing door frame
Peso Weight **(g/m)**	1948
Superficie Surface **(dm^2/m)**	67,04
Ix (cm^4)	16,45
Iy (cm^4)	37,232
Escuadra principal Main cleat	397600
Troquel Punch tool	307899 327820
Escuadra secundaria Secondary cleat	397600

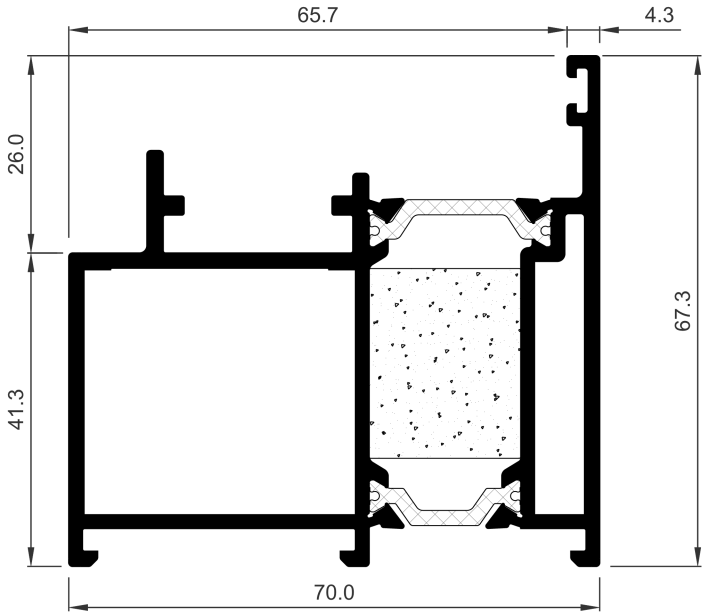

COR-7680	
Descripción Description	Marco HI MP70 HI frame MP70
Peso Weight **(g/m)**	1990,1
Superficie Surface **(dm^2/m)**	69,15
Ix (cm^4)	20,93
Iy (cm^4)	40,84
Escuadra principal Main cleat	307630
Troquel Punch tool	307898 307899
Escuadra secundaria Secondary cleat	347635

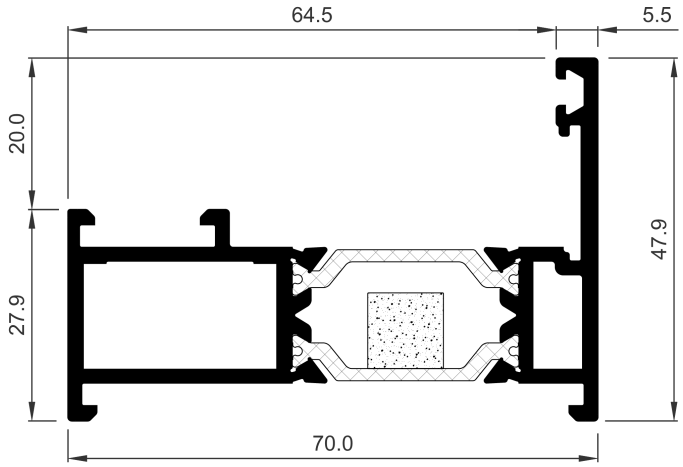

COR-7681	
Descripción Description	Marco para fijos HI MP70 HI frame for fixed MP70
Peso Weight **(g/m)**	1443,7
Superficie Surface **(dm^2/m)**	45,76
Ix (cm^4)	5,45
Iy (cm^4)	30,01
Escuadra principal Main cleat	920380
Troquel Punch tool	307898 307899
Escuadra alineamiento Alignment cleat	287310

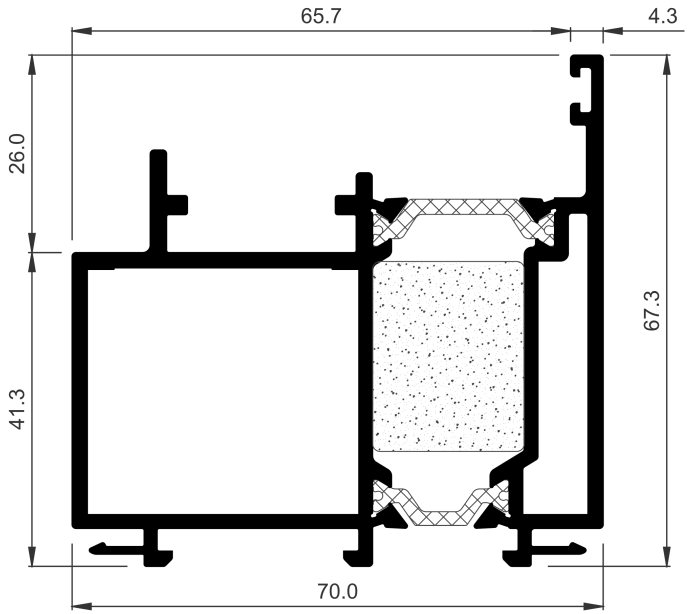

COR-7682	
Descripción Description	Marco con doble enganche HI Frame with double attachments HI
Peso Weight **(g/m)**	2034,1
Superficie Surface **(dm²/m)**	72,52
Ix (cm⁴)	22,07
Iy (cm⁴)	40,74
Escuadra principal Main cleat	307630
Troquel Punch tool	307899
Escuadra secundaria Secondary cleat	347635
Observaciones Observations	Para el barrido de la pestaña usar el troquel de escuadras 347999 For hooks machining to cleat use the punch tool 347999

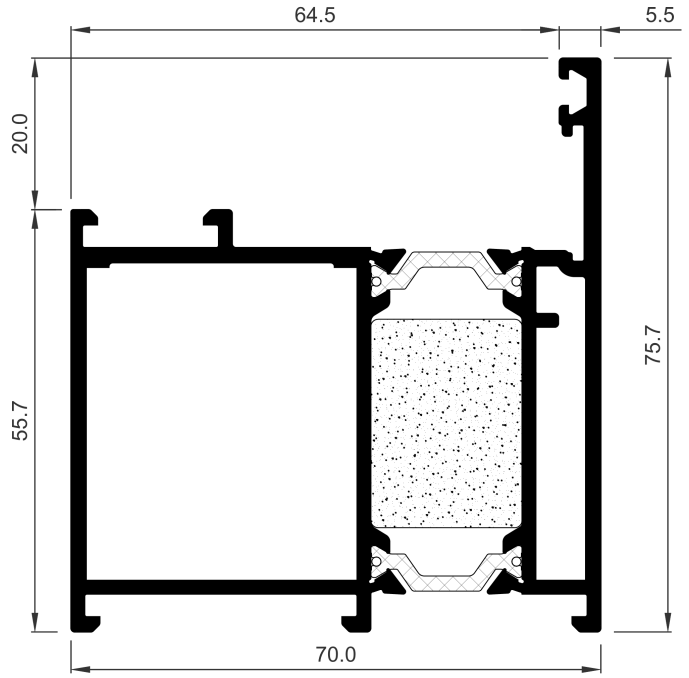

COR-7687	
Descripción Description	Marco para fijos alto HI MP70 HI frame for high fixed MP70
Peso Weight **(g/m)**	2098,1
Superficie Surface **(dm²/m)**	73,66
Ix (cm⁴)	28,97
Iy (cm⁴)	45,63
Escuadra principal Main cleat	307620
Troquel Punch tool	307898 307899
Escuadra secundaria Secondary cleat	347635
Escuadra alineamiento Alignment cleat	287310

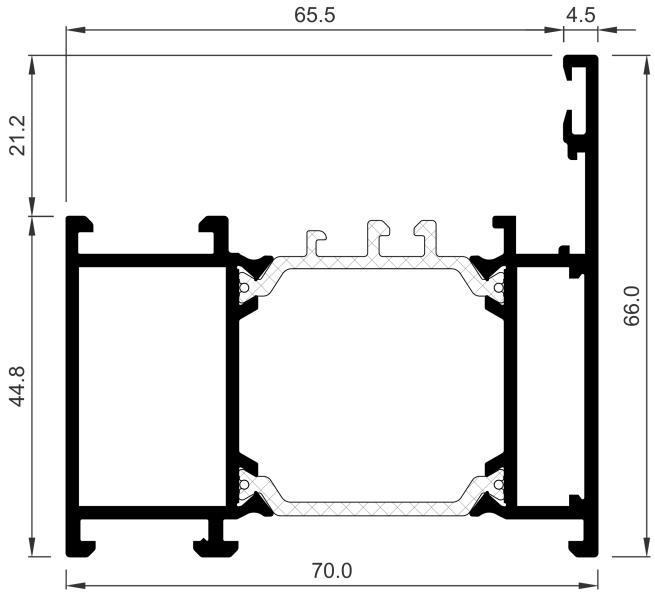

COR-7935	
Descripción Description	Marco balconera apertura interior Inner opening balcony frame
Peso Weight **(g/m)**	1625
Superficie Surface **(dm^2/m)**	61,3
Ix (cm^4)	14,49
Iy (cm^4)	36,44
Escuadra principal Main cleat	327923
Troquel Punch tool	327999
Escuadra secundaria Secondary cleat	327924
Escuadra alineamiento Alignment cleat	296838

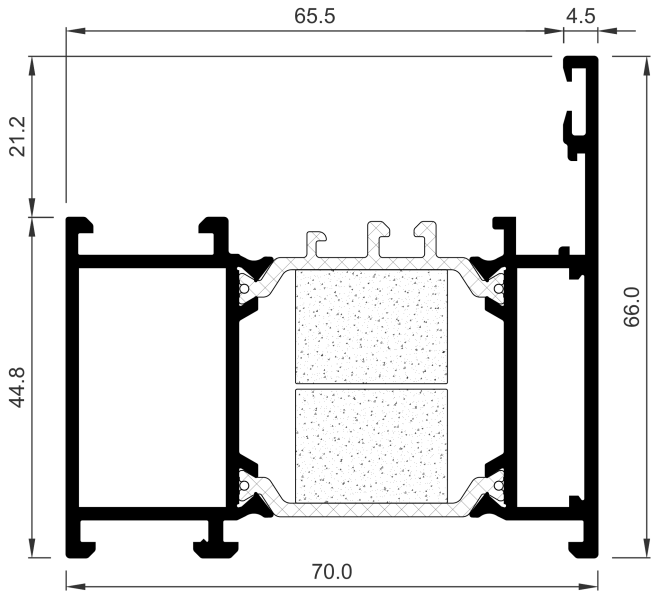

COR-7937	
Descripción Description	Marco balconera HI Balcony frame HI
Peso Weight **(g/m)**	1625
Superficie Surface **(dm^2/m)**	61,3
Ix (cm^4)	14,49
Iy (cm^4)	36,44
Escuadra principal Main cleat	327923
Troquel Punch tool	327999
Escuadra secundaria Secondary cleat	327924
Escuadra alineamiento Alignment cleat	296838

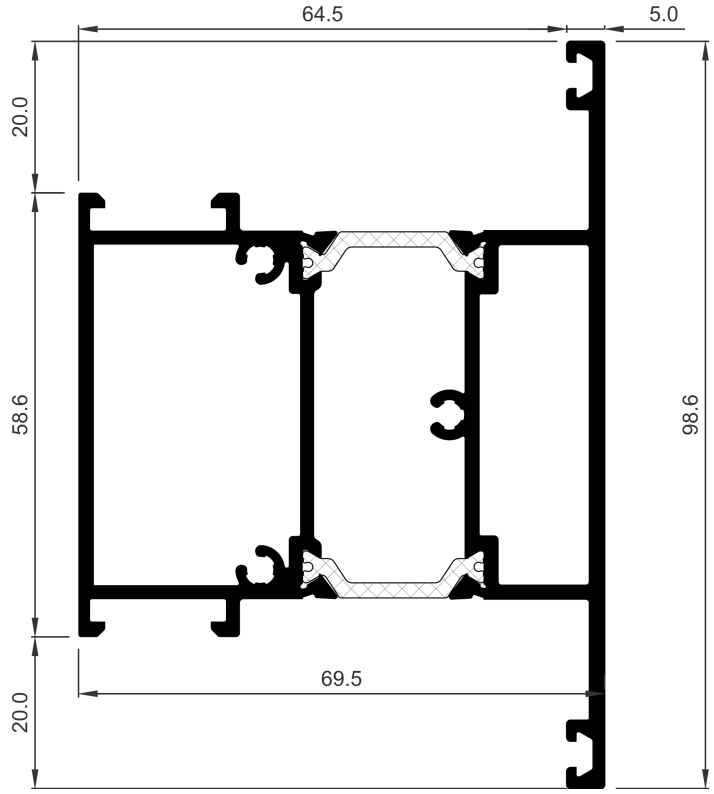

COR-7670	
Descripción Description	Travesaño puerta fijos MP70 Fixed door transom MP70
Peso Weight **(g/m)**	2284,4
Superficie Surface **(dm²/m)**	83,07
Ix (cm⁴)	40,28
Iy (cm⁴)	48,74
Fresa Miller	307690 317690
Troquel Punch tool	307898 307899
Tope travesaño interior Internal transom stop	292243
Observaciones Observations	Tornillo ∅4.2 mm DIN7981 ∅4.2 mm DIN7981 screw

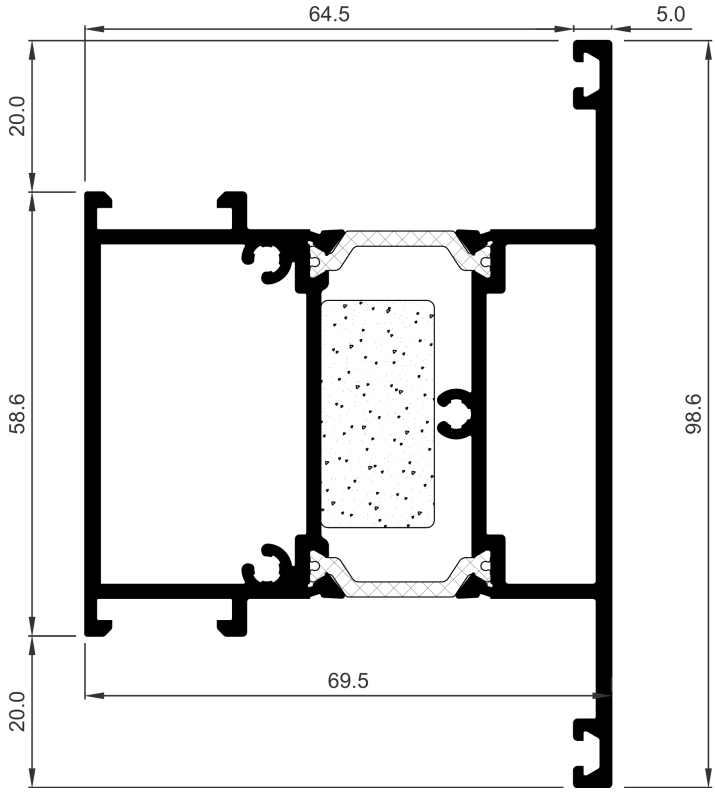

COR-7690	
Descripción Description	Travesaño puerta HI MP70 HI door transom MP70
Peso Weight **(g/m)**	2284,4
Superficie Surface **(dm²/m)**	83,07
Ix (cm⁴)	40,28
Iy (cm⁴)	48,74
Fresa Miller	307690
Troquel Punch tool	307898 307899
Tope travesaño interior Internal transom stop	292243
Observaciones Observations	Tornillo ∅4.2 mm DIN7981 ∅4.2 mm DIN7981 screw

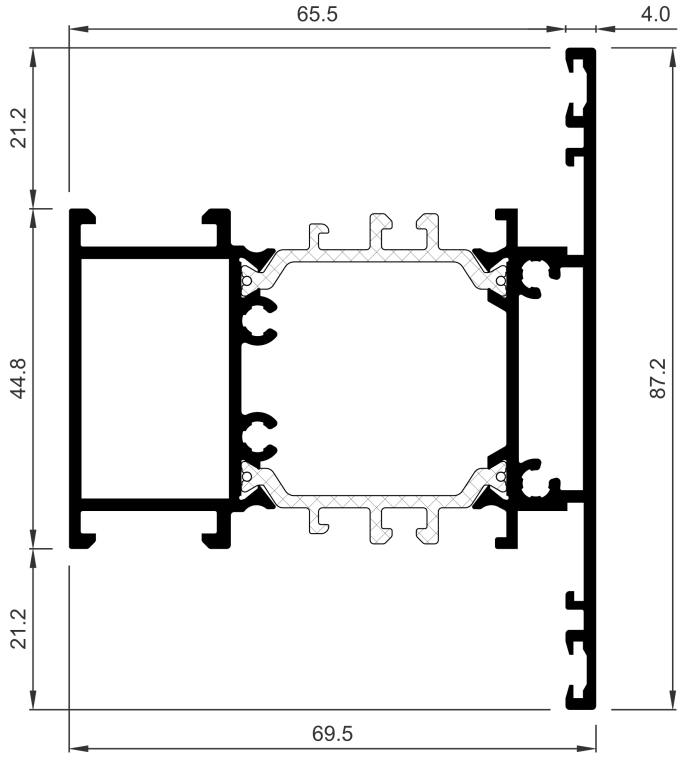

COR-7975	
Descripción Description	Travesaño balconera apertura interior Inner opening balcony transom
Peso Weight **(g/m)**	1849,1
Superficie Surface **(dm²/m)**	72,49
Ix (cm⁴)	20,4
Iy (cm⁴)	40,32
Fresa Miller	327991
Troquel Punch tool	327999
Tope travesaño interior Internal transom stop	920150
Tope travesaño exterior External transom stop	327971

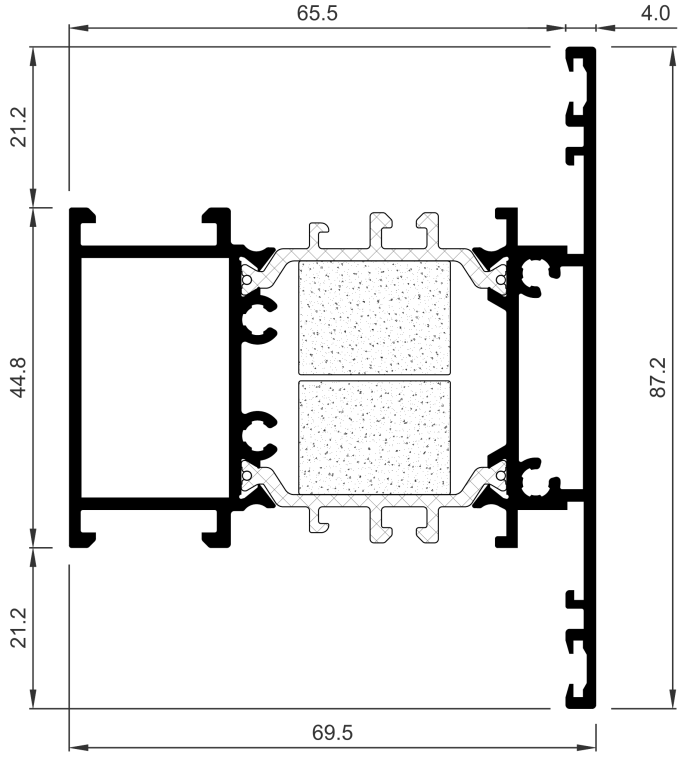

COR-7976	
Descripción Description	Travesaño balconera HI HI balcony transom
Peso Weight **(g/m)**	1849,1
Superficie Surface **(dm²/m)**	72,49
Ix (cm⁴)	20,4
Iy (cm⁴)	40,32
Fresa Miller	327991
Troquel Punch tool	327999
Tope travesaño interior Internal transom stop	920150
Tope travesaño exterior External transom stop	327971

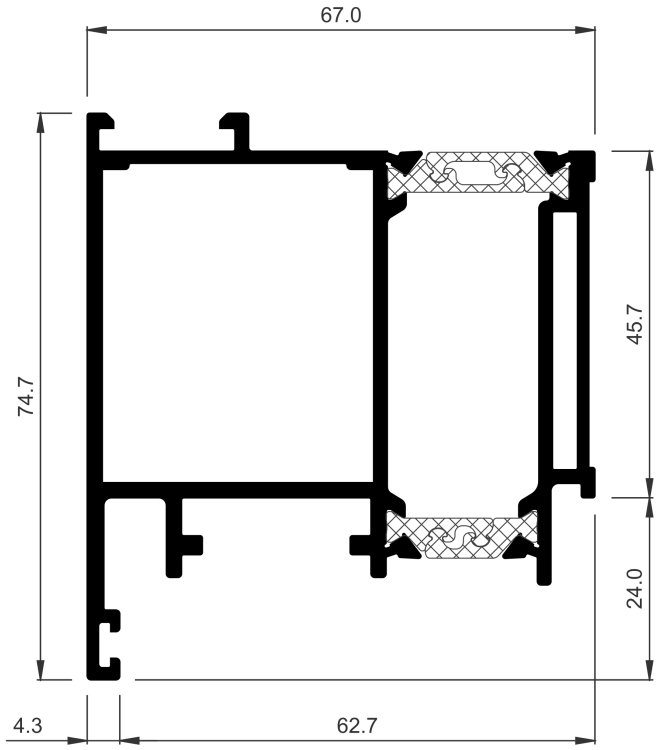

COR-7610	
Descripción Description	Hoja panel simple MP70 Simple panel sash MP70
Peso Weight **(g/m)**	2139,1
Superficie Surface **(dm^2/m)**	72,78
Ix (cm^4)	28,29
Iy (cm^4)	39,97
Escuadra principal Main cleat	307620
Troquel Punch tool	307898 307899

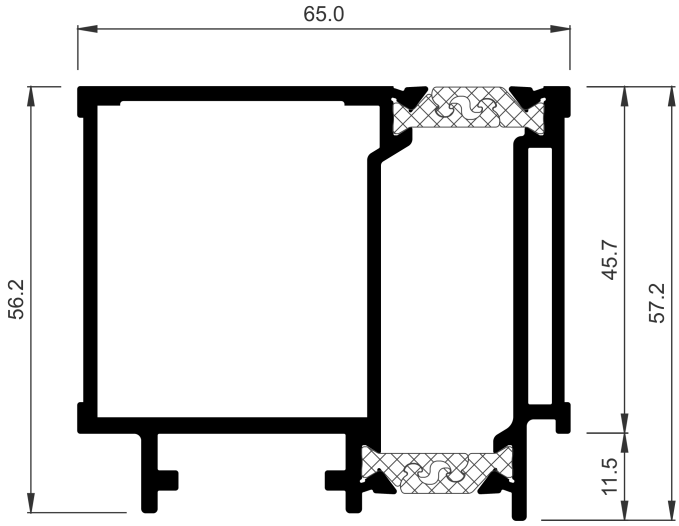

COR-7611	
Descripción Description	Hoja panel doble MP70 Double panel sash MP70
Peso Weight **(g/m)**	1878,4
Superficie Surface **(dm^2/m)**	64,49
Ix (cm^4)	20,96
Iy (cm^4)	29,39
Escuadra principal Main cleat	307620
Troquel Punch tool	307898 307899

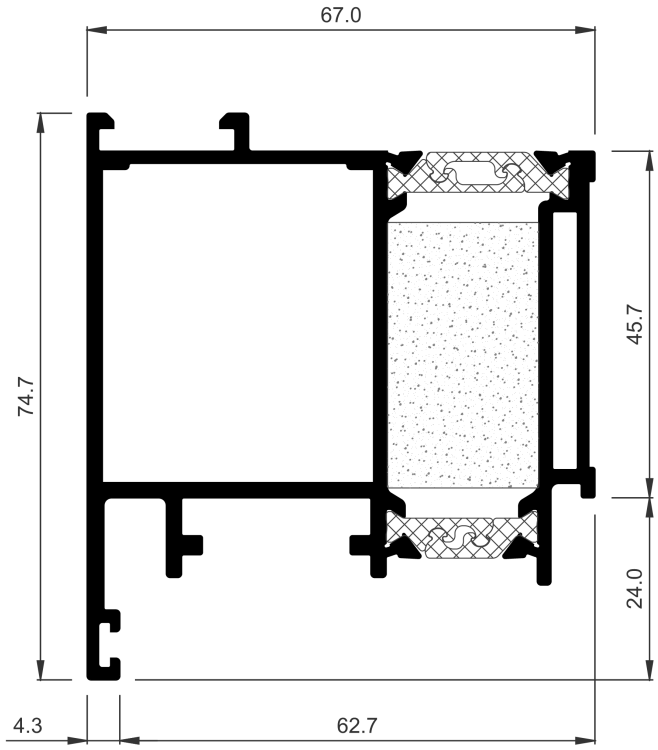

COR-7612	
Descripción Description	Hoja panel simple HI MP70 Simple panel sash HI MP70
Peso Weight **(g/m)**	2139,1
Superficie Surface **(dm^2/m)**	72,78
Ix (cm^4)	28,29
Iy (cm^4)	39,97
Escuadra principal Main cleat	307620
Troquel Punch tool	307898 307899

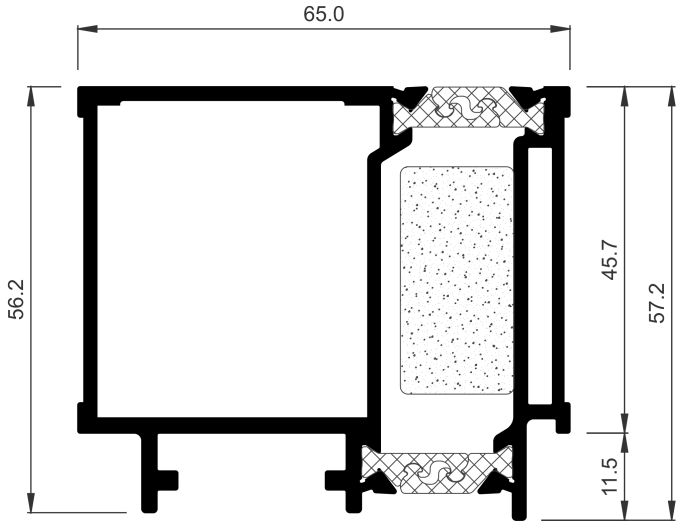

COR-7613	
Descripción Description	Hoja panel doble HI MP70 Double panel sash HI MP70
Peso Weight **(g/m)**	1878,4
Superficie Surface **(dm^2/m)**	64,49
Ix (cm^4)	20,96
Iy (cm^4)	29,39
Escuadra principal Main cleat	307620
Troquel Punch tool	307898 307899

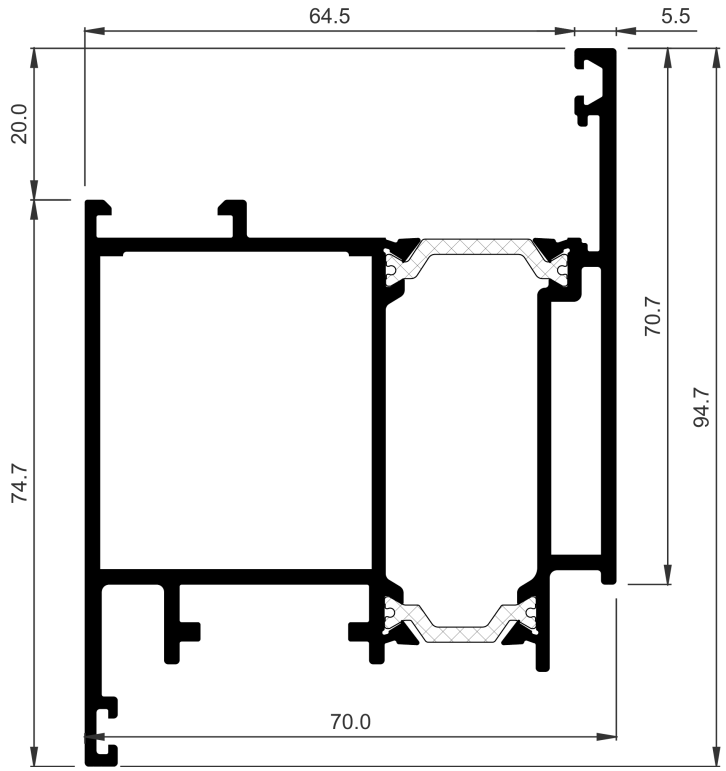

COR-7620	
Descripción Description	Hoja apertura interior MP70 Inside opening sash MP70
Peso Weight **(g/m)**	2333
Superficie Surface **(dm²/m)**	81,78
Ix (cm⁴)	41,54
Iy (cm⁴)	53,72
Escuadra principal Main cleat	307620
Troquel Punch tool	307898 307899
Escuadra secundaria Secondary cleat	347635
Escuadra alineamiento Alignment cleat	287310

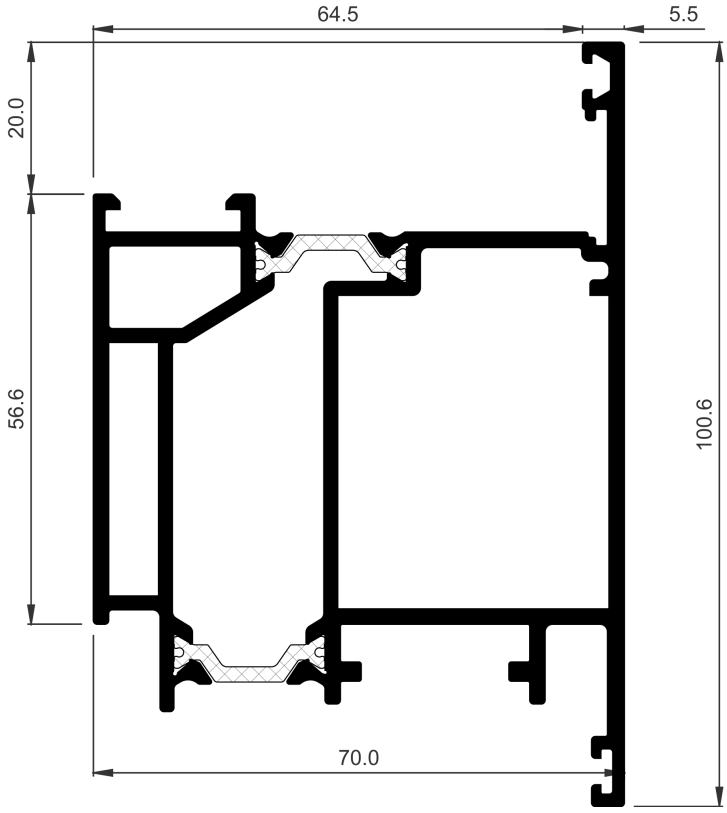

COR-7621	
Descripción Description	Hoja apertura exterior MP70 Outside opening sash MP70
Peso Weight **(g/m)**	2600,3
Superficie Surface **(dm²/m)**	92
Ix (cm⁴)	53,78
Iy (cm⁴)	58,68
Escuadra principal Main cleat	307620
Troquel Punch tool	307898 307899
Escuadra secundaria Secondary cleat	347635
Escuadra alineamiento Alignment cleat	287310

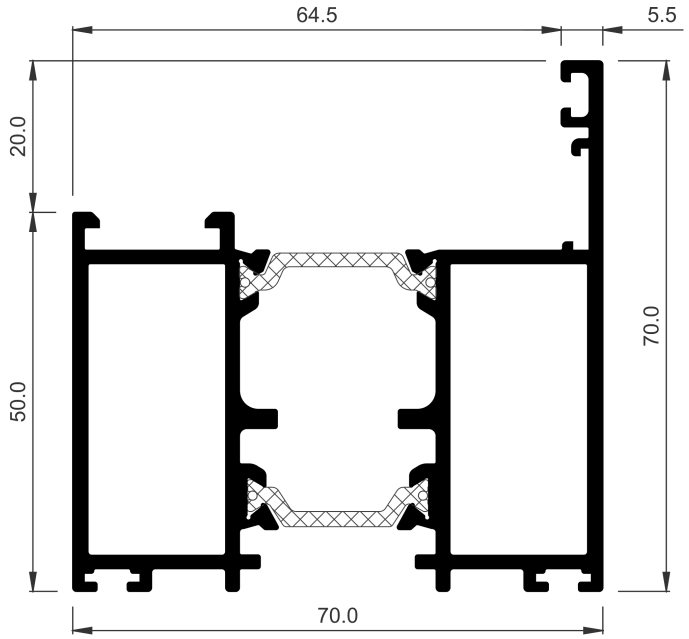

COR-7651	
Descripción Description	Hoja vaivén Swing door sash
Peso Weight **(g/m)**	2056
Superficie Surface **(dm^2/m)**	71,99
Ix (cm^4)	22,84
Iy (cm^4)	42,35
Escuadra principal Main cleat	397600
Troquel Punch tool	307899 327820
Escuadra secundaria Secondary cleat	397600
Escuadra alineamiento Alignment cleat	296838

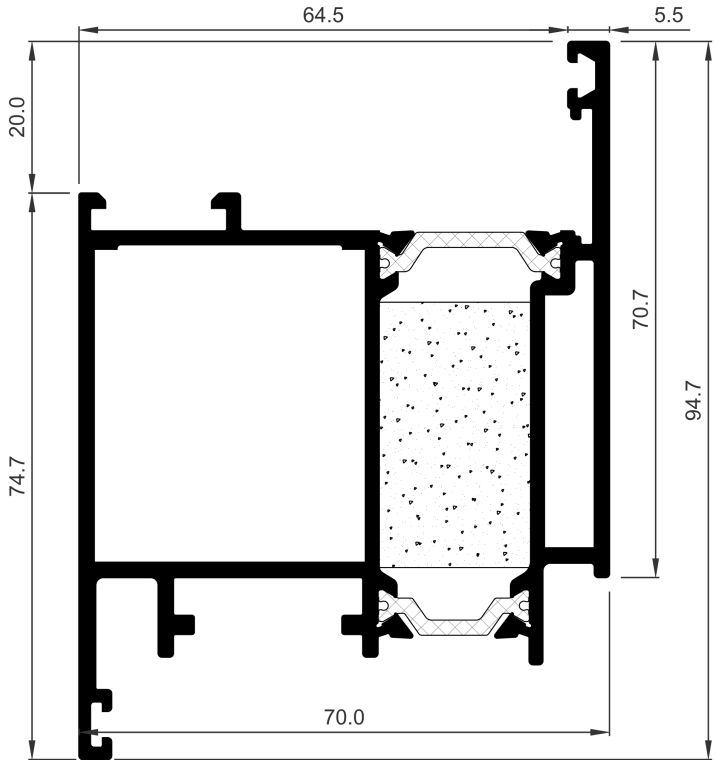

COR-7685	
Descripción Description	Hoja apertura interior HI MP70 Inside Hl opening sash MP70
Peso Weight **(g/m)**	2333
Superficie Surface **(dm^2/m)**	81,78
Ix (cm^4)	41,54
Iy (cm^4)	53,72
Escuadra principal Main cleat	307620
Troquel Punch tool	307898 307899
Escuadra secundaria Secondary cleat	347635
Escuadra alineamiento Alignment cleat	287310

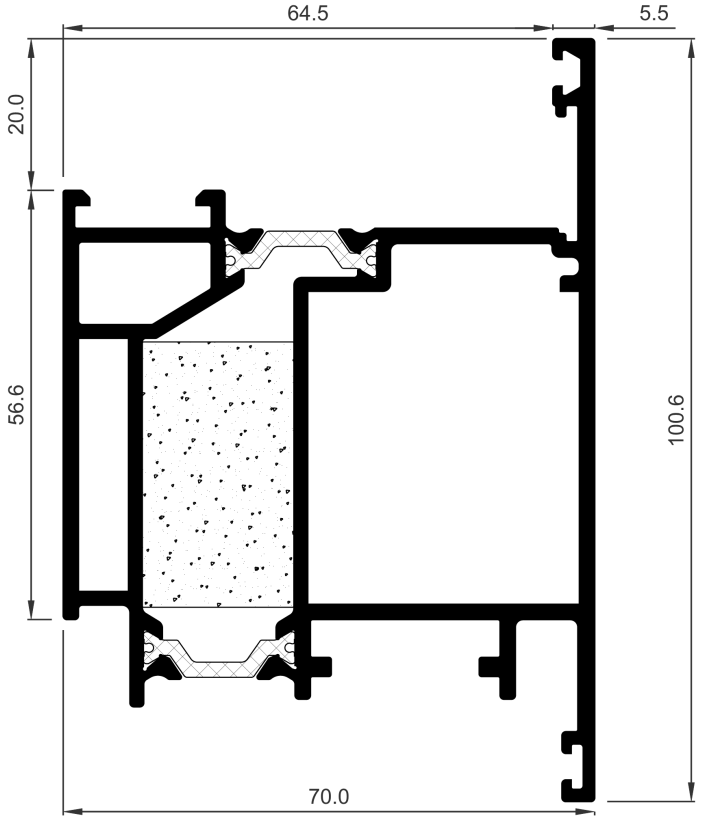

COR-7686	
Descripción Description	Hoja apertura exterior HI MP70 Outside HI opening sash MP70
Peso Weight **(g/m)**	2600,3
Superficie Surface **(dm^2/m)**	92
Ix (cm^4)	53,78
Iy (cm^4)	58,68
Escuadra principal Main cleat	307620
Troquel Punch tool	307898 307899
Escuadra secundaria Secondary cleat	347635
Escuadra alineamiento Alignment cleat	287310

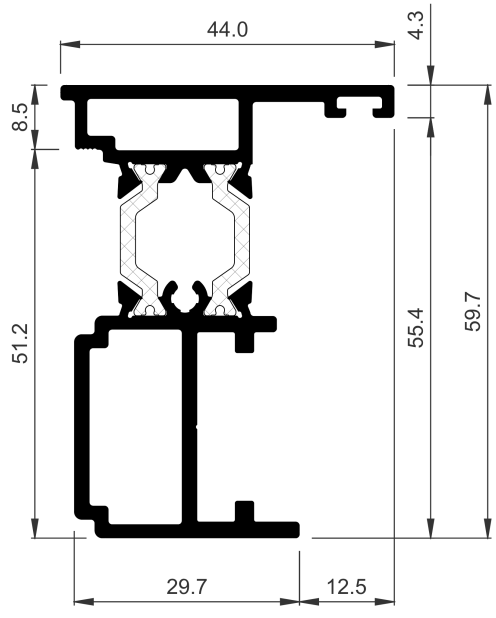

COR-7640	
Descripción Description	Inversor MP70 Inverter MP70
Peso Weight **(g/m)**	1385,3
Superficie Surface **(dm^2/m)**	46,41
Ix (cm^4)	19,55
Iy (cm^4)	4,48
Tapas Covers	307640
Observaciones Observations	Tornillo ∅3.9 mm DIN7981 ∅3,9 mm DIN7981 screw

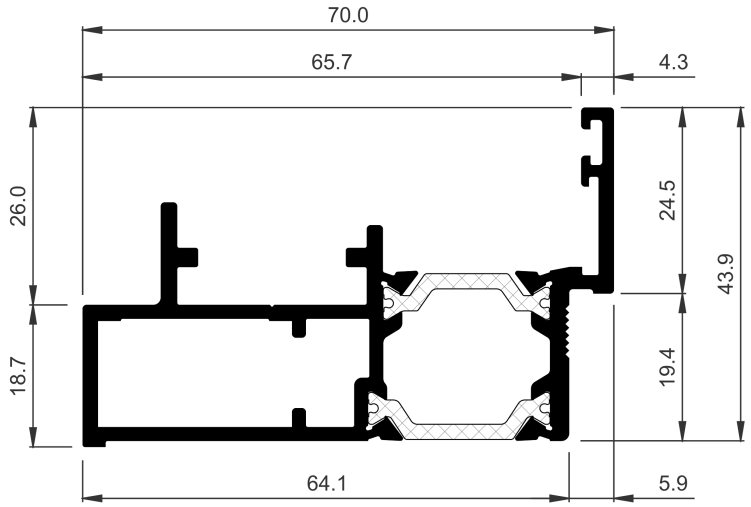

COR-7645	
Descripción Description	Conversor apertura interior MP70 Inside opening converter MP70
Peso Weight **(g/m)**	1404,2
Superficie Surface **(dm²/m)**	46,56
Ix (cm⁴)	5,26
Iy (cm⁴)	24,14
Escuadra principal Main cleat	920380
Troquel Punch tool	307898 307899
Escuadra alineamiento Alignment cleat	296838

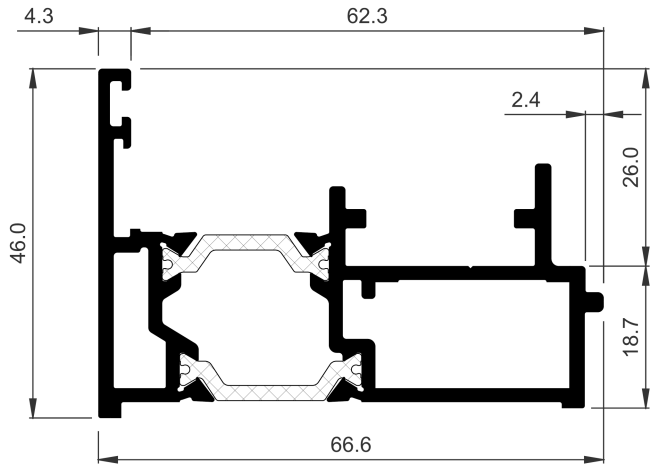

COR-7646	
Descripción Description	Conversor apertura exterior MP70 Outside opening converter MP70
Peso Weight **(g/m)**	1477,1
Superficie Surface **(dm²/m)**	49,42
Ix (cm⁴)	5,48
Iy (cm⁴)	24,85
Escuadra principal Main cleat	920380
Troquel Punch tool	307898 307899
Escuadra alineamiento Alignment cleat	296838

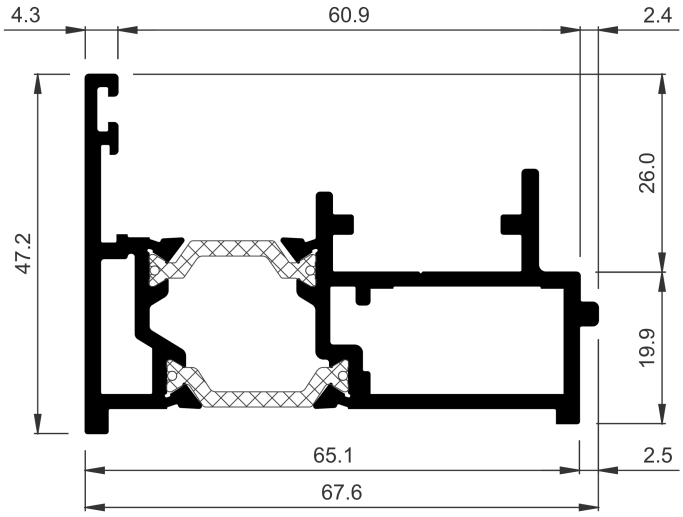

COR-7656	
Descripción Description	Conversor apertura exterior 70 Industrial Outside opening converter 70 Industrial
Peso Weight **(g/m)**	1520,3
Superficie Surface **(dm²/m)**	50,26
Ix (cm⁴)	5,75
Iy (cm⁴)	26,47
Escuadra principal Main cleat	920380
Troquel Punch tool	307898 307899
Escuadra alineamiento Alignment cleat	296838

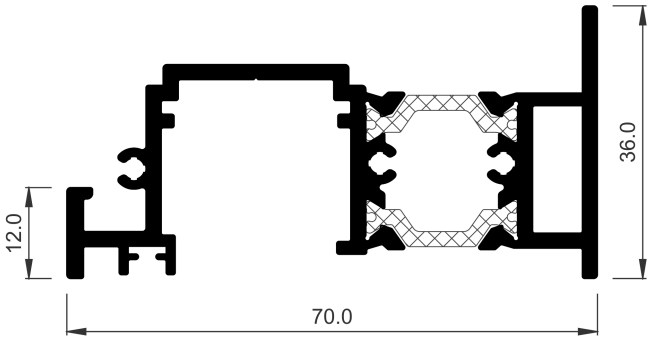

COR-7647	
Descripción Description	Acople puerta sin umbral Door without thresold coupling
Peso Weight **(g/m)**	1388
Superficie Surface **(dm²/m)**	45,98
Ix (cm⁴)	3,41
Iy (cm⁴)	24,1
Tapas Covers	397647
Tornillería Screws	813519

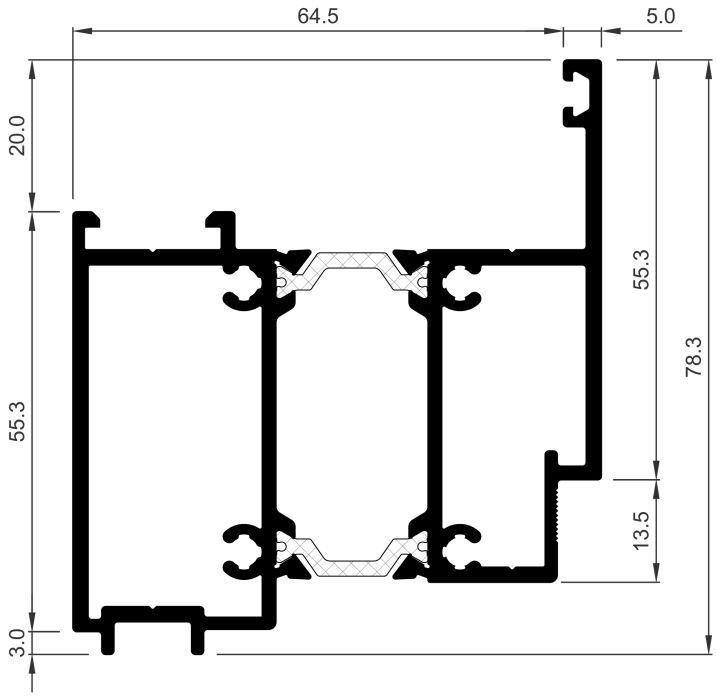

COR-7678	
Descripción Description	Complemento hoja zócalo 150mm MP70 150mm sash base complement MP70
Peso Weight **(g/m)**	2138,6
Superficie Surface **(dm²/m)**	76,99
Ix (cm⁴)	28,05
Iy (cm⁴)	41,26
Fresa Miller	307690 317690
Observaciones Observations	Tornillo ∅4.2 mm DIN7981 ∅4,2 mm DIN7981 screw

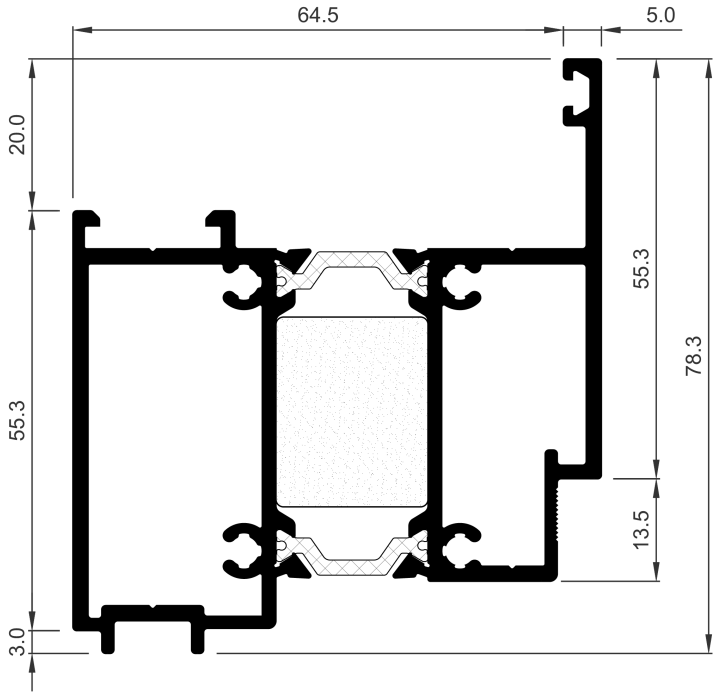

COR-7688	
Descripción Description	Complemento hoja zócalo 150 mm HI MP70 150 mm HI sash base complement MP70
Peso Weight **(g/m)**	2138,6
Superficie Surface **(dm^2/m)**	76,99
Ix (cm^4)	28,05
Iy (cm^4)	41,26
Fresa Miller	307690
Observaciones Observations	Tornillo ∅4.2 mm DIN7981 ∅4,2 mm DIN7981 screw

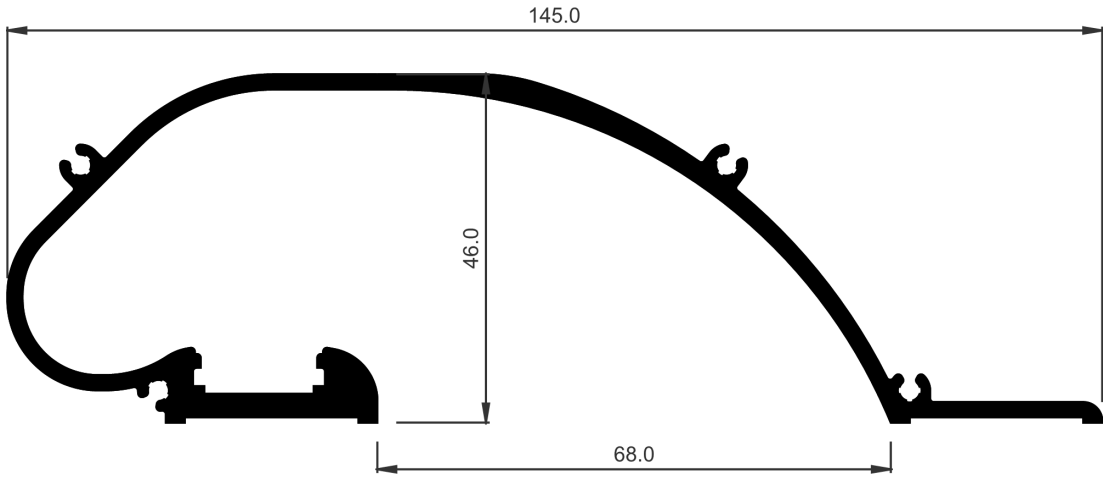

COR-7695	
Descripción Description	Tirador embutido Embedded handle
Peso Weight **(g/m)**	1695,6
Superficie Surface **(dm^2/m)**	53,33
Ix (cm^4)	18,23
Iy (cm^4)	104,2
Tapas Covers	397692

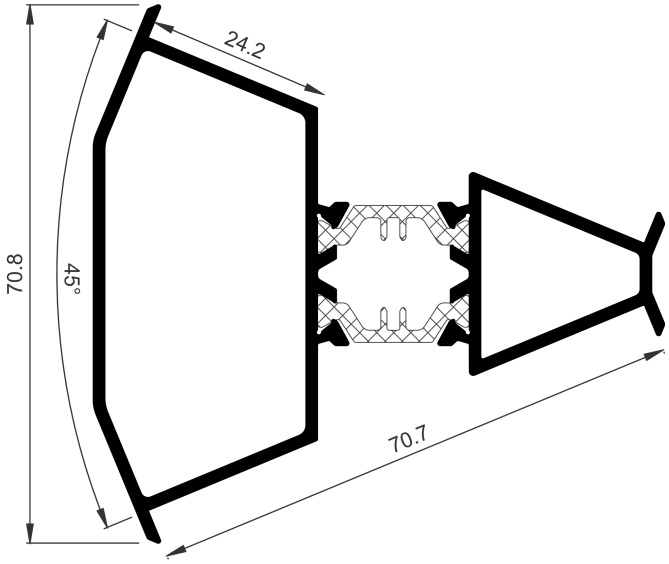

COR-3880	
Descripción **Description**	Esquinero fijo 135º 135º Corner
Peso **Weight** **(g/m)**	1358,3
Superficie **Surface** **(dm²/m)**	56,14
Ix (cm⁴)	11,43
Iy (cm⁴)	23,68

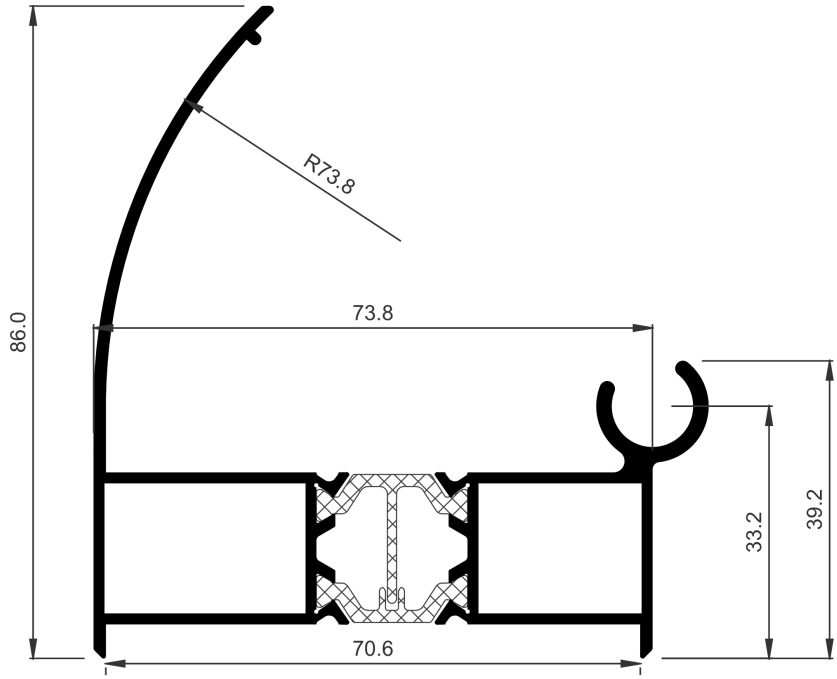

COR-7357	
Descripción **Description**	Esquinero regulable hembra Adjustable corne female
Peso **Weight** **(g/m)**	1521
Superficie **Surface** **(dm²/m)**	63,05
Ix (cm⁴)	21,09
Iy (cm⁴)	37,2

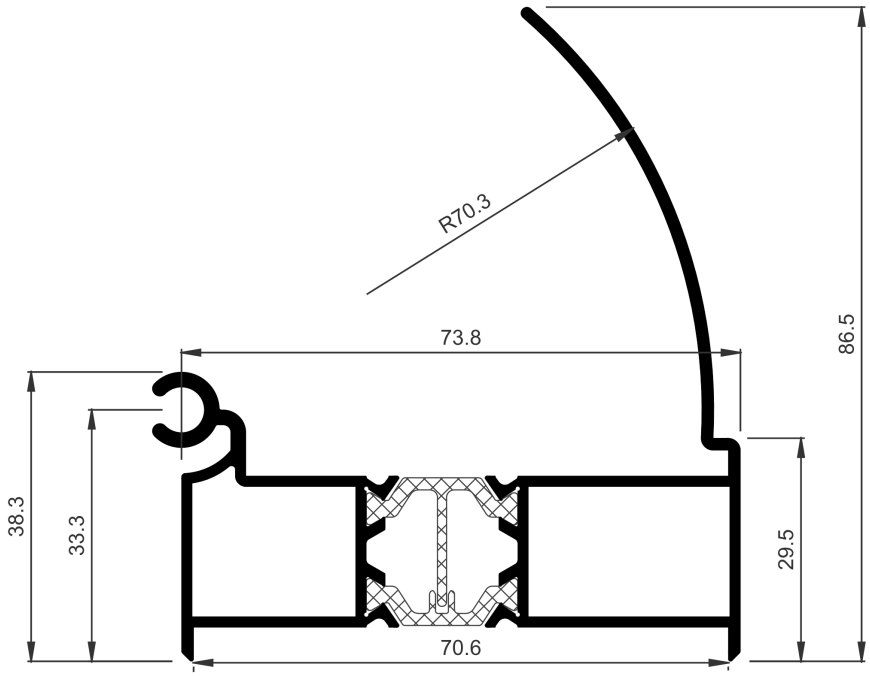

COR-7358	
Descripción Description	Esquinero regulable macho Adjustable corne male
Peso Weight **(g/m)**	1512,9
Superficie Surface **(dm²/m)**	63,84
Ix (cm⁴)	20,98
Iy (cm⁴)	33,3

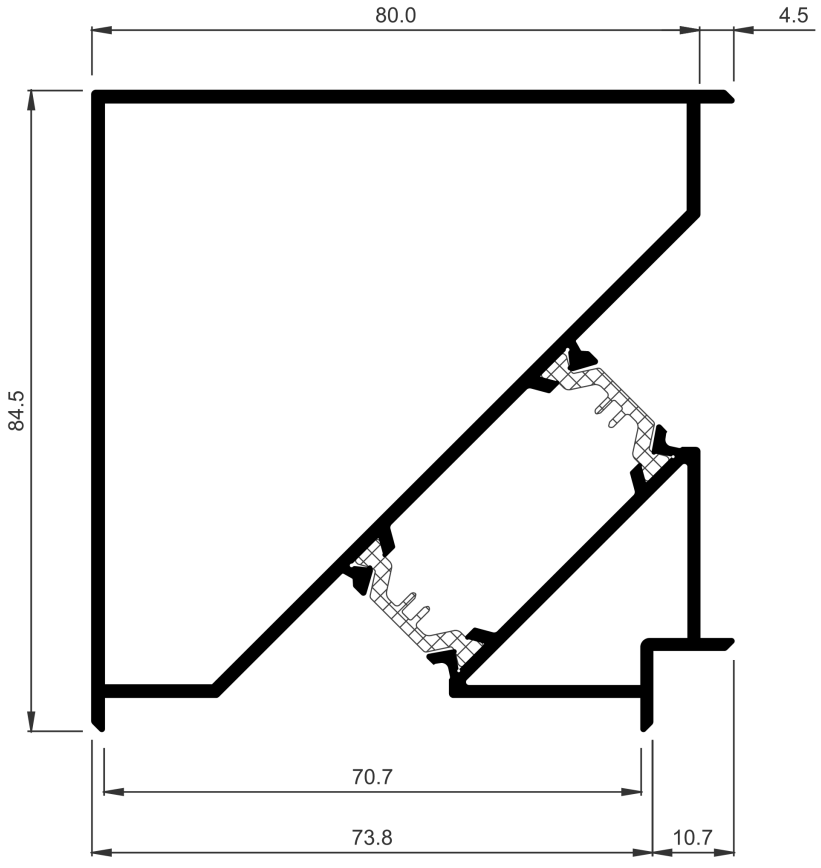

COR-7359	
Descripción Description	Esquinero recto Straight corner
Peso Weight **(g/m)**	2027,9
Superficie Surface **(dm²/m)**	86,34
Ix (cm⁴)	56,84
Iy (cm⁴)	56,84

PUERTA MILLENNIUM PLUS
Perfiles a escala

MILLENNIUM PLUS DOOR
Profiles to scale

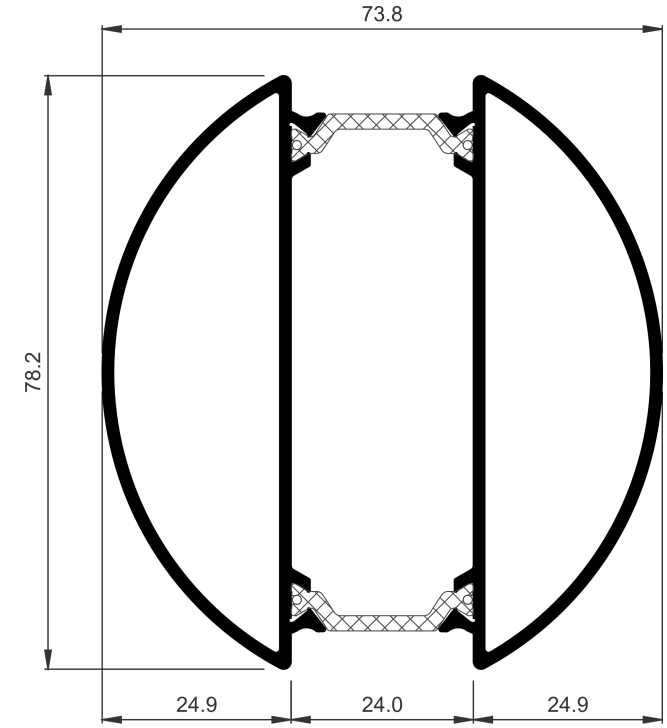

COR-7980	
Descripción Description	Esquinero regulable Adjustable corner
Peso Weight **(g/m)**	1706,6
Superficie Surface **(dm^2/m)**	74,14
Ix (cm^4)	32,41
Iy (cm^4)	27,95

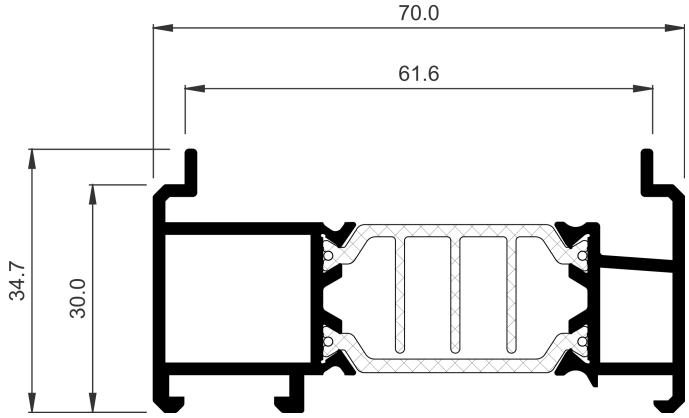

COR-7390	
Descripción Description	Suplemento oscilo-paralela Tilt and slide supplement
Peso Weight **(g/m)**	1260,6
Superficie Surface **(dm^2/m)**	43,3
Ix (cm^4)	2,74
Iy (cm^4)	23,26

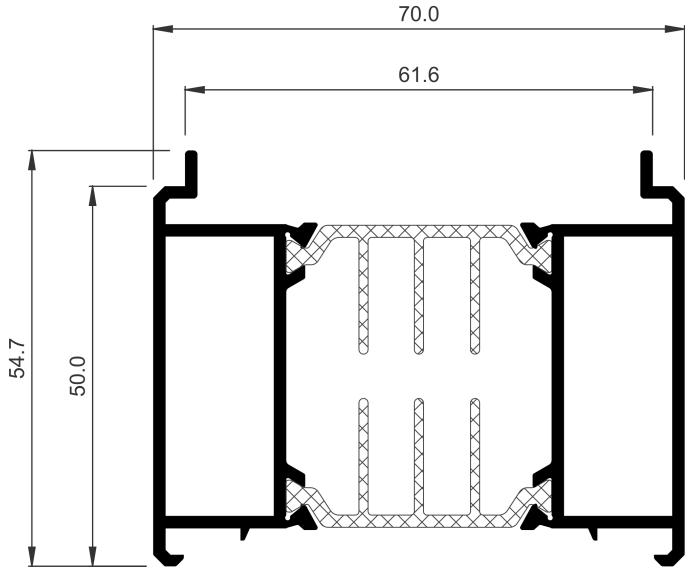

COR-7391	
Descripción Description	Suplemento plegable Supplementary folding
Peso Weight **(g/m)**	1717,4
Superficie Surface **(dm^2/m)**	58,04
Ix (cm^4)	11,92
Iy (cm^4)	33,67

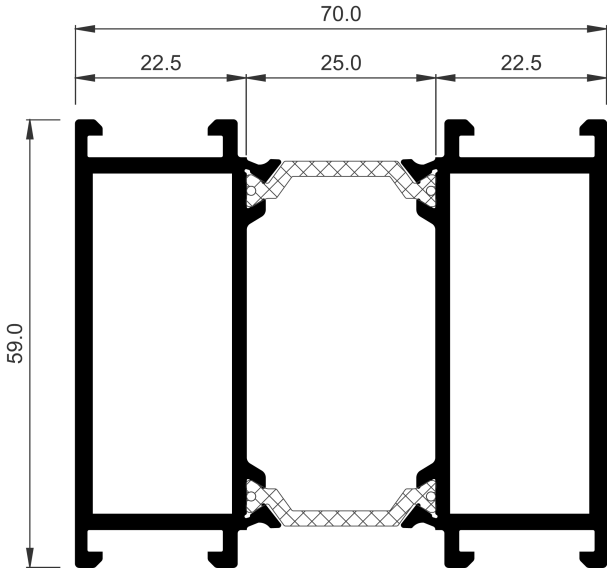

COR-7985	
Descripción Description	Suplemento marco Frame supplement
Peso Weight **(g/m)**	2061,4
Superficie Surface **(dm^2/m)**	70,38
Ix (cm^4)	25,2
Iy (cm^4)	43,28

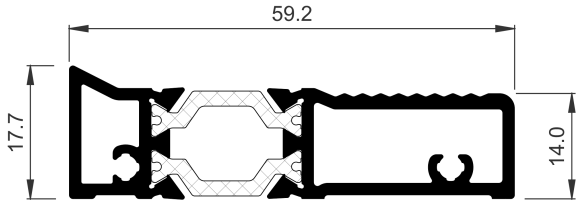

COR-7648	
Descripción Description	Umbral puerta apertura exterior MP70 Outside opening door threshold MP70
Peso Weight **(g/m)**	945,2
Superficie Surface **(dm^2/m)**	33,22
Ix (cm^4)	0,77
Iy (cm^4)	10,76
Fresa Miller	307695 307696
Observaciones Observations	Tornillo ∅3.9 mm DIN7981 ∅3.9 mm DIN7981 screw

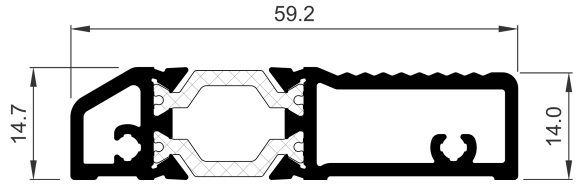

COR-7660	
Descripción Description	Umbral de puerta Door threshold
Peso Weight **(g/m)**	923,6
Superficie Surface **(dm^2/m)**	31,74
Ix (cm^4)	0,68
Iy (cm^4)	9,95
Fresa Miller	307695 307696
Tapas Covers	307660
Observaciones Observations	Tornillo ∅3.9 mm DIN7981 ∅3.9 mm DIN7981 screw

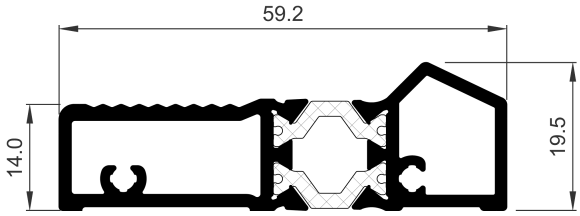

COR-7664	
Descripción Description	Umbral de puerta Door threshold
Peso Weight **(g/m)**	934,9
Superficie Surface **(dm²/m)**	35,27
Ix (cm⁴)	0,9
Iy (cm⁴)	9,96
Fresa Miller	307695 307696
Observaciones Observations	Tornillo ∅3.9 mm DIN7981 ∅3.9 mm DIN7981 screw

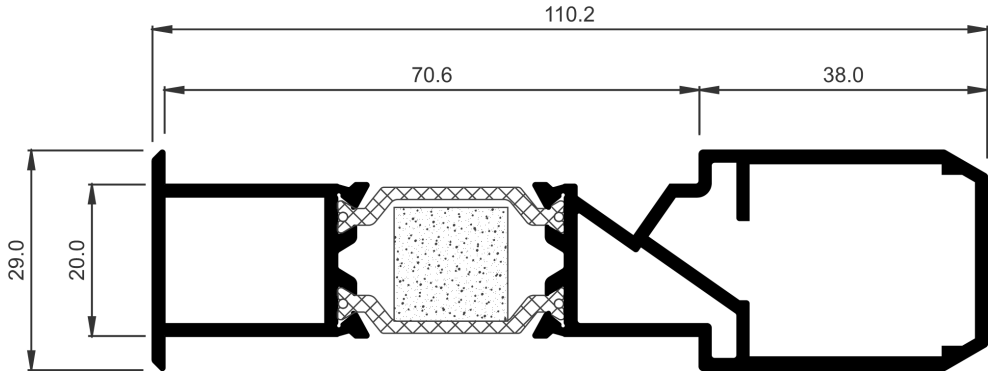

COR-6755	
Descripción Description	Unión de marcos con refuerzo HI Frame joint profile with reinforcement HI
Peso Weight **(g/m)**	1648,9
Superficie Surface **(dm²/m)**	62,83
Ix (cm⁴)	4,53
Iy (cm⁴)	62,22
Tapas Covers	257201

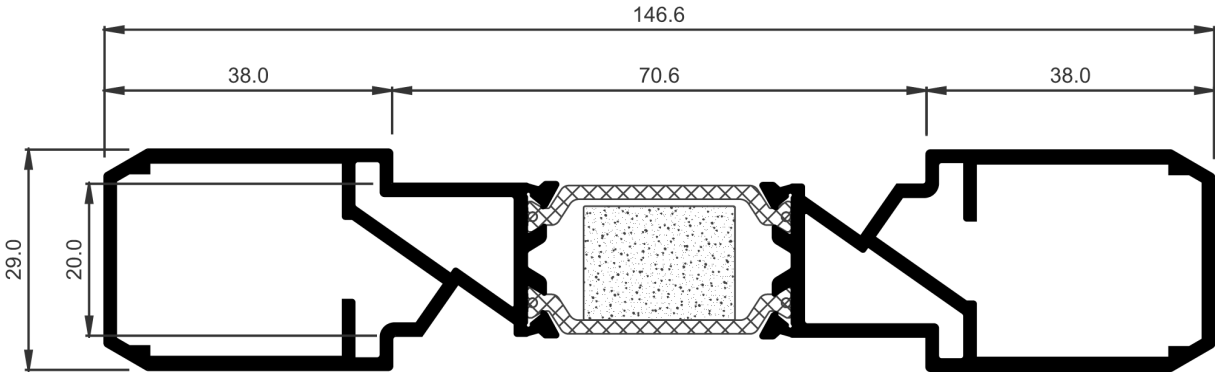

COR-6756	
Descripción Description	Unión de marcos con doble refuerzo HI Frame joint profile with double reinforcement
Peso Weight **(g/m)**	2094,4
Superficie Surface **(dm²/m)**	83,16
Ix (cm⁴)	6,85
Iy (cm⁴)	142,81
Tapas Covers	257201

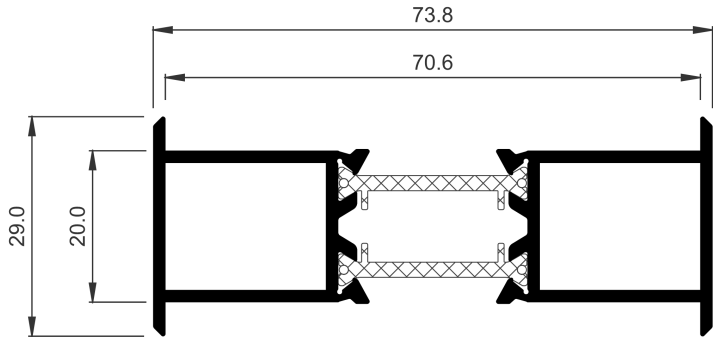

COR-7354	
Descripción Description	Unión de marcos Frame joint profile
Peso Weight **(g/m)**	1143,4
Superficie Surface **(dm²/m)**	42,5
Ix (cm⁴)	2,22
Iy (cm⁴)	22,24

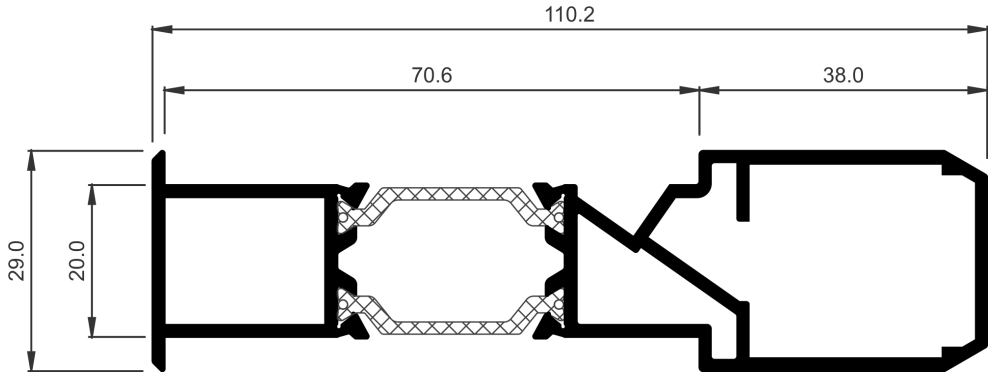

COR-7355	
Descripción Description	Unión de marcos con refuerzo Frame joint profile with reinforcement
Peso Weight **(g/m)**	1648,9
Superficie Surface **(dm²/m)**	62,83
Ix (cm⁴)	4,53
Iy (cm⁴)	62,22
Tapas Covers	257201

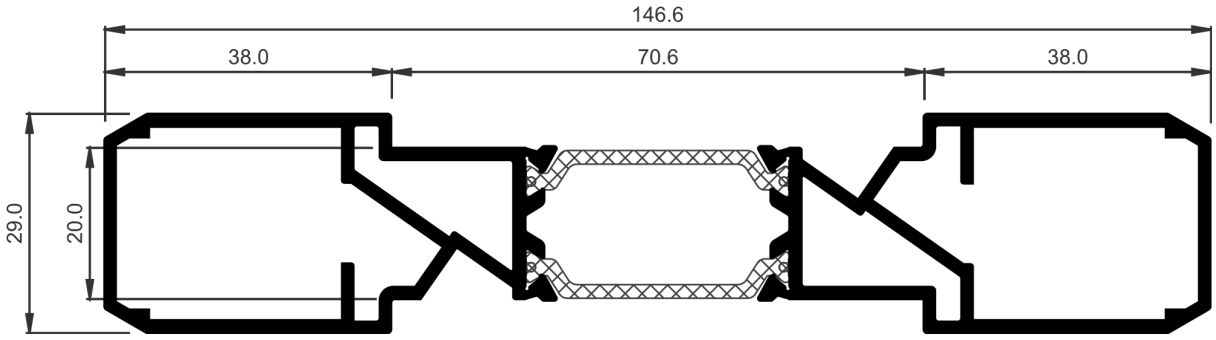

COR-7356	
Descripción Description	Unión de marcos con doble refuerzo Frame joint profile with double reinforcement
Peso Weight **(g/m)**	2094,4
Superficie Surface **(dm²/m)**	83,16
Ix (cm⁴)	6,84
Iy (cm⁴)	142,81
Tapas Covers	257201

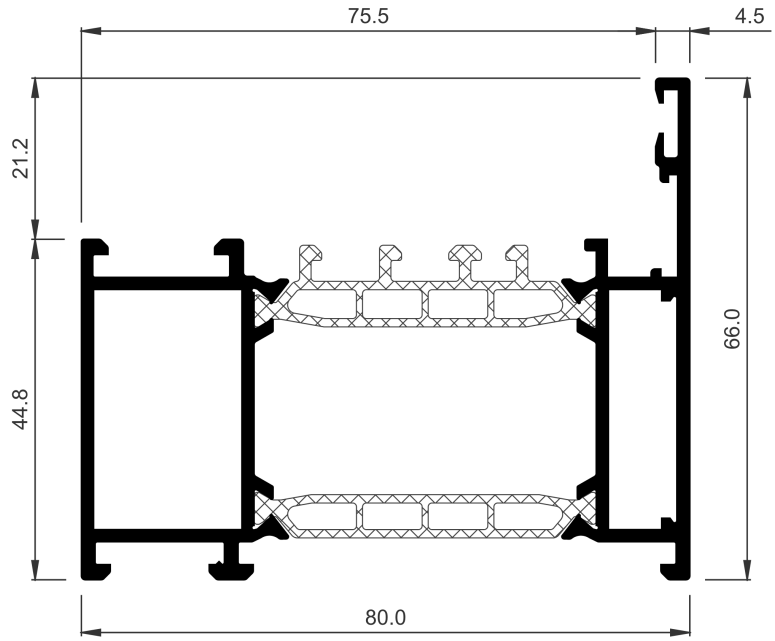

COR-7735	
Descripción Description	Marco balconera apertura interior Inside opening balcony frame
Peso Weight **(g/m)**	1950
Superficie Surface **(dm^2/m)**	61,3
Ix (cm^4)	14,49
Iy (cm^4)	50,66
Escuadra principal Main cleat	327923
Troquel Punch tool	327999 347999
Escuadra secundaria Secondary cleat	327924
Escuadra alineamiento Alignment cleat	296838

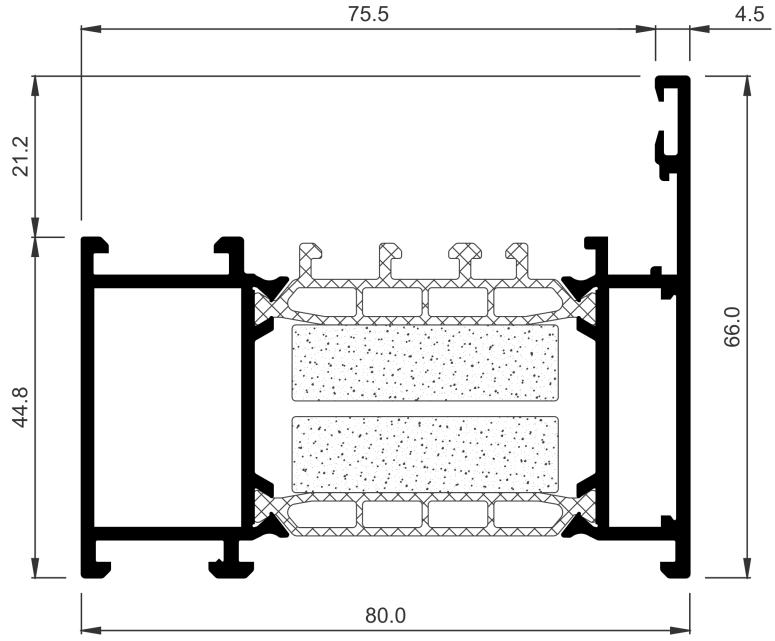

COR-7737	
Descripción Description	Marco balconera apertura interior HI HI inside opening balcony frame
Peso Weight **(g/m)**	1950
Superficie Surface **(dm^2/m)**	61,3
Ix (cm^4)	14,49
Iy (cm^4)	50,66
Escuadra principal Main cleat	327923
Troquel Punch tool	327999 347999
Escuadra secundaria Secondary cleat	327924
Escuadra alineamiento Alignment cleat	296838

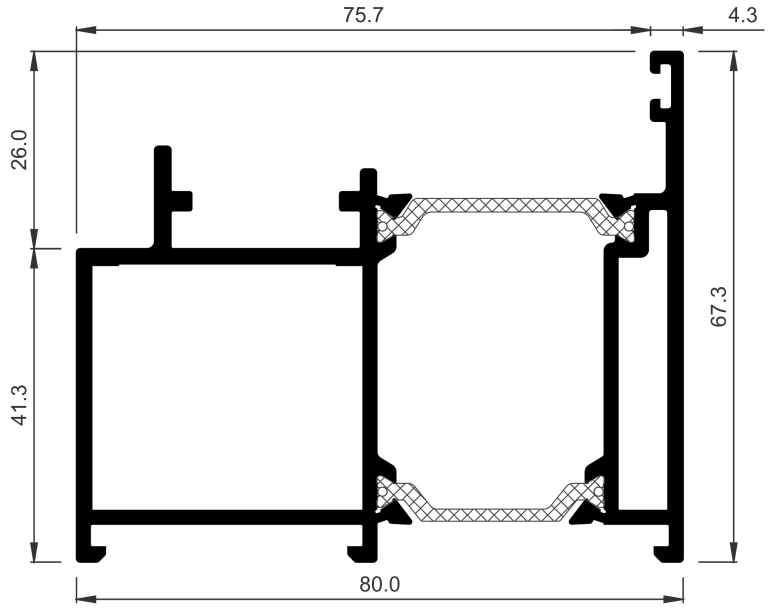

COR-8630	
Descripción Description	Marco de puerta MP80 Door frame MP80
Peso Weight **(g/m)**	2070,1
Superficie Surface **(dm^2/m)**	69,15
Ix (cm^4)	20,93
Iy (cm^4)	56,52
Escuadra principal Main cleat	307630
Troquel Punch tool	307898 307899
Escuadra secundaria Secondary cleat	347635

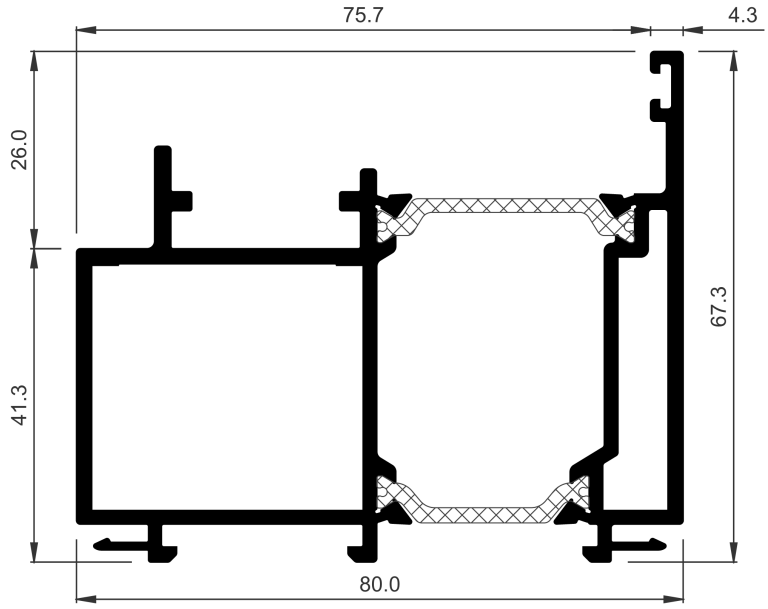

COR-8632	
Descripción Description	Marco con doble enganche Frame with double attachments
Peso Weight **(g/m)**	2114,1
Superficie Surface **(dm^2/m)**	72,52
Ix (cm^4)	22,07
Iy (cm^4)	56,7
Escuadra principal Main cleat	307630
Troquel Punch tool	307899
Escuadra secundaria Secondary cleat	347635
Observaciones Observations	Para el barrido de la pestaña usar el troquel de escuadras 347999 For hooks machining to cleat use the punch tool 347999

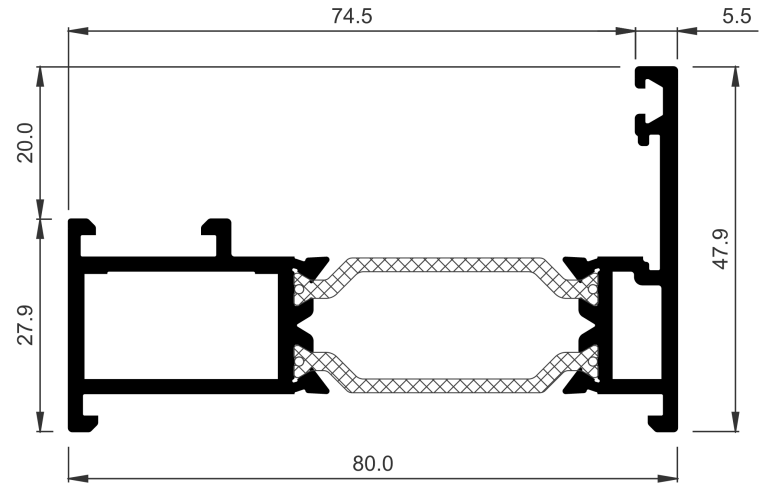

COR-8635	
Descripción Description	Marco para fijos MP80 Frame for fixed MP80
Peso Weight **(g/m)**	1523,7
Superficie Surface **(dm^2/m)**	45,76
Ix (cm^4)	5,45
Iy (cm^4)	41,78
Escuadra principal Main cleat	920380
Troquel Punch tool	307898 307899
Escuadra alineamiento Alignment cleat	287310

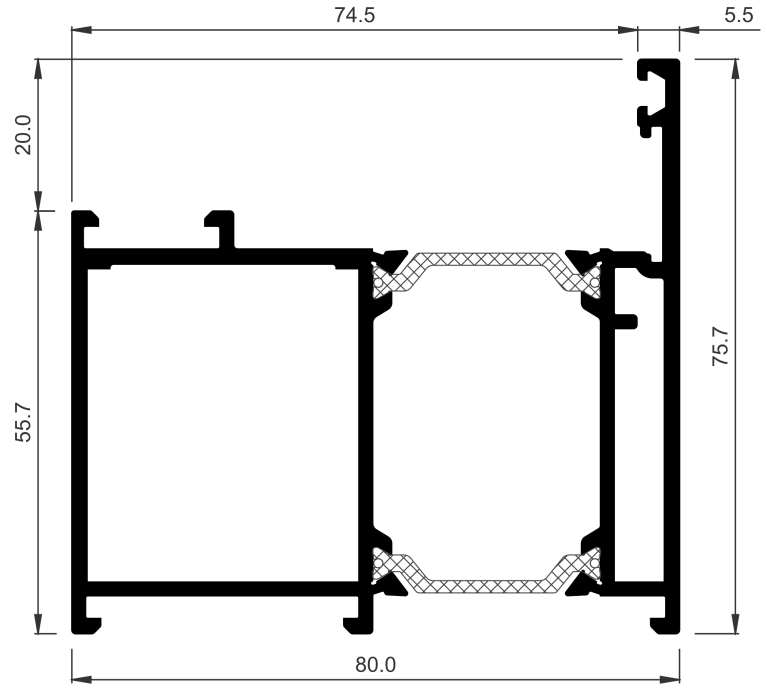

COR-8637	
Descripción Description	Marco para fijos alto MP80 Frame for high fixed MP80
Peso Weight **(g/m)**	2178,1
Superficie Surface **(dm^2/m)**	73,66
Ix (cm^4)	28,97
Iy (cm^4)	62,93
Escuadra principal Main cleat	307620
Troquel Punch tool	307898 307899
Escuadra secundaria Secondary cleat	347635
Escuadra alineamiento Alignment cleat	287310

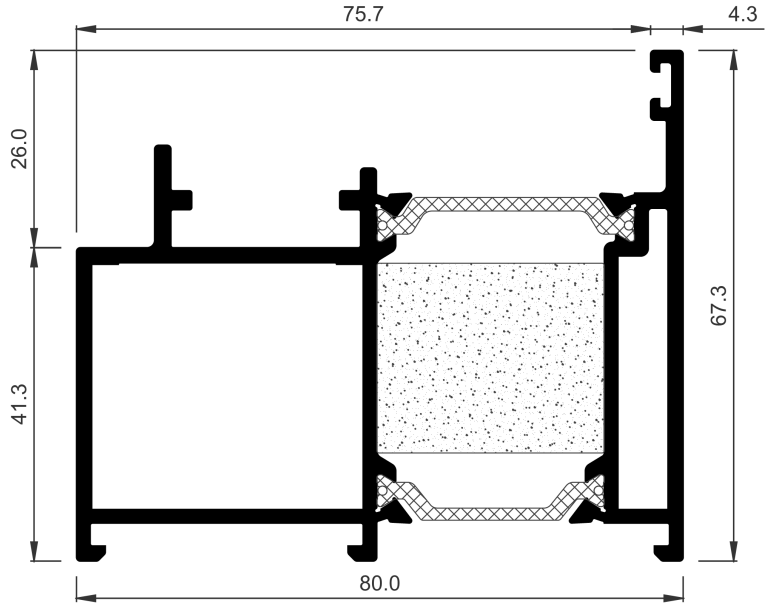

COR-8680	
Descripción Description	Marco HI MP80 HI frame MP80
Peso Weight **(g/m)**	2070,1
Superficie Surface **(dm^2/m)**	69,15
Ix (cm^4)	20,93
Iy (cm^4)	56,52
Escuadra principal Main cleat	307630
Troquel Punch tool	307898 307899
Escuadra secundaria Secondary cleat	347635

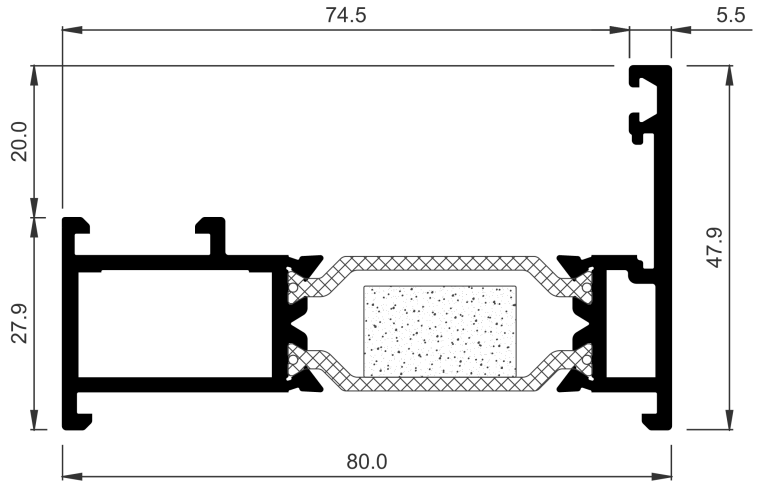

COR-8681	
Descripción Description	Marco para fijos HI MP80 HI frame for fixed MP80
Peso Weight **(g/m)**	1523,7
Superficie Surface **(dm^2/m)**	45,76
Ix (cm^4)	5,45
Iy (cm^4)	41,78
Escuadra principal Main cleat	920380
Troquel Punch tool	307898 307899
Escuadra alineamiento Alignment cleat	287310

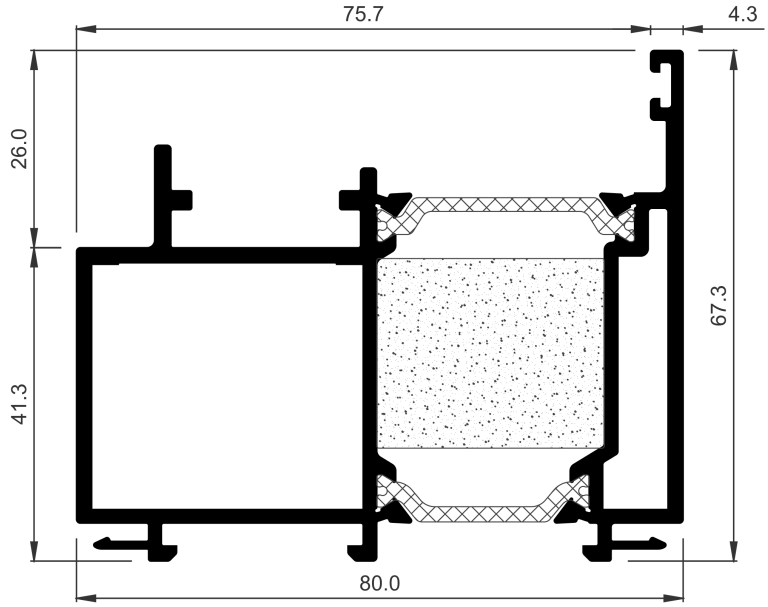

COR-8682	
Descripción Description	Marco con doble enganche HI Frame with double attachments HI
Peso Weight **(g/m)**	2114,1
Superficie Surface **(dm^2/m)**	72,52
Ix (cm^4)	22,07
Iy (cm^4)	56,7
Escuadra principal Main cleat	307630
Troquel Punch tool	307899
Escuadra secundaria Secondary cleat	347635
Observaciones Observations	Para el barrido de la pestaña usar el troquel de escuadras 347999 For hooks machining to cleat use the punch tool 347999

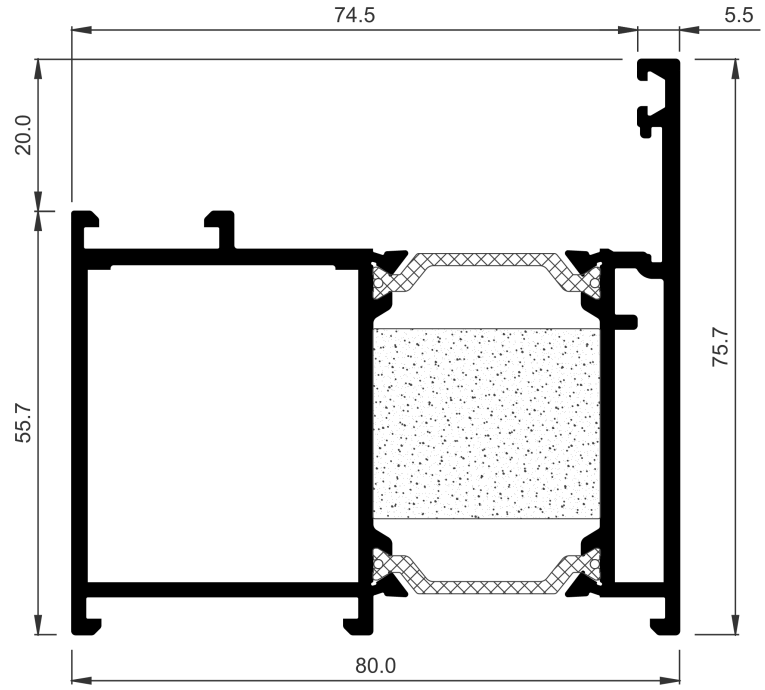

COR-8687	
Descripción Description	Marco para fijos alto HI MP80 HI frame for high fixed MP80
Peso Weight **(g/m)**	2178,1
Superficie Surface **(dm^2/m)**	73,66
Ix (cm^4)	28,97
Iy (cm^4)	62,93
Escuadra principal Main cleat	307620
Troquel Punch tool	307898 307899
Escuadra secundaria Secondary cleat	347635
Escuadra alineamiento Alignment cleat	287310

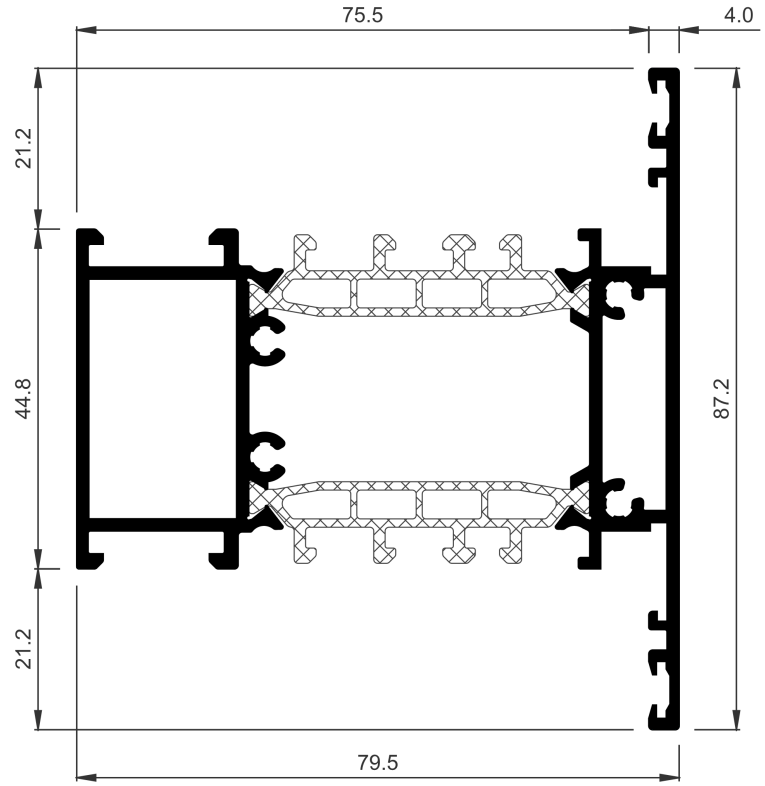

COR-7775	
Descripción Description	Travesaño balconera apertura interior Inside opening balcony transom
Peso Weight **(g/m)**	2174,1
Superficie Surface **(dm^2/m)**	72,49
Ix (cm^4)	20,4
Iy (cm^4)	56,43
Fresa Miller	327991 347791
Troquel Punch tool	327999
Tope travesaño interior Internal transom stop	920150
Tope travesaño exterior External transom stop	327971

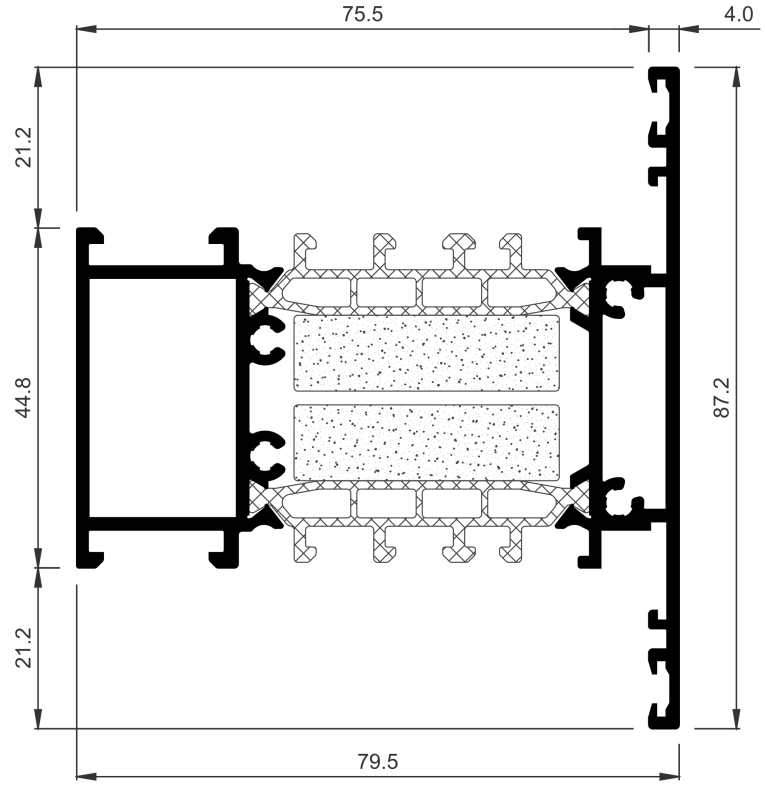

COR-7776	
Descripción Description	Travesaño balconera apertura interior HI HI inside opening balcony transom
Peso Weight **(g/m)**	2174,1
Superficie Surface **(dm²/m)**	72,49
Ix (cm⁴)	20,4
Iy (cm⁴)	56,43
Fresa Miller	327991 347791
Troquel Punch tool	327999
Tope travesaño interior Internal transom stop	920150
Tope travesaño exterior External transom stop	327971

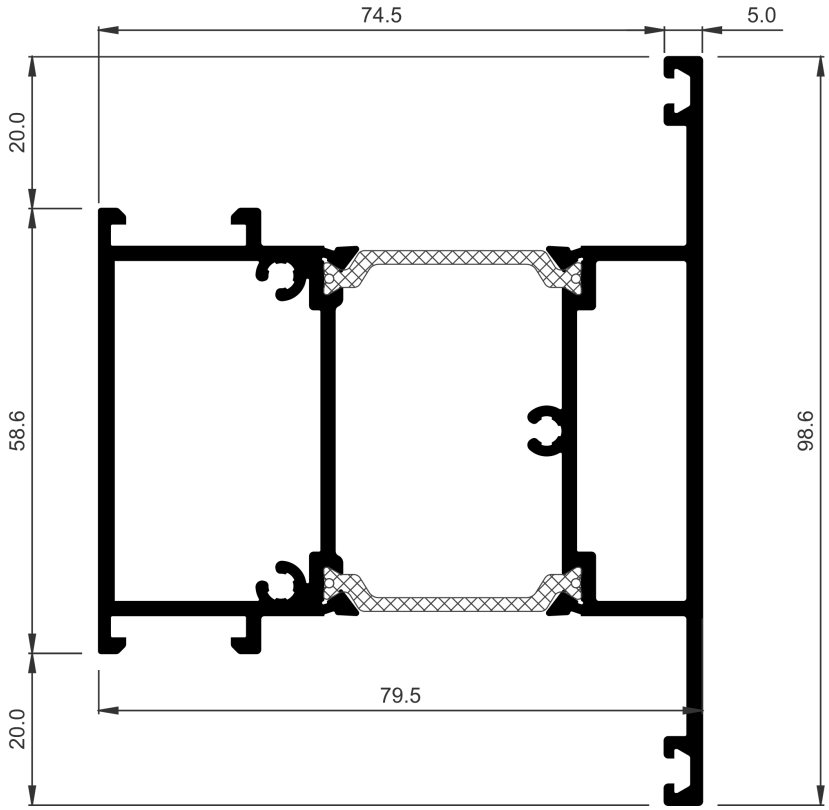

COR-8670	
Descripción Description	Travesaño puerta fijos MP80 Fixed door transom MP80
Peso Weight **(g/m)**	2364,4
Superficie Surface **(dm²/m)**	83,07
Ix (cm⁴)	40,28
Iy (cm⁴)	68,43
Fresa Miller	307690 317690
Troquel Punch tool	307898 307899
Tope travesaño interior Internal transom stop	292243
Observaciones Observations	Tornillo ∅4.2 mm DIN7981 ∅4.2 mm DIN7981 screw

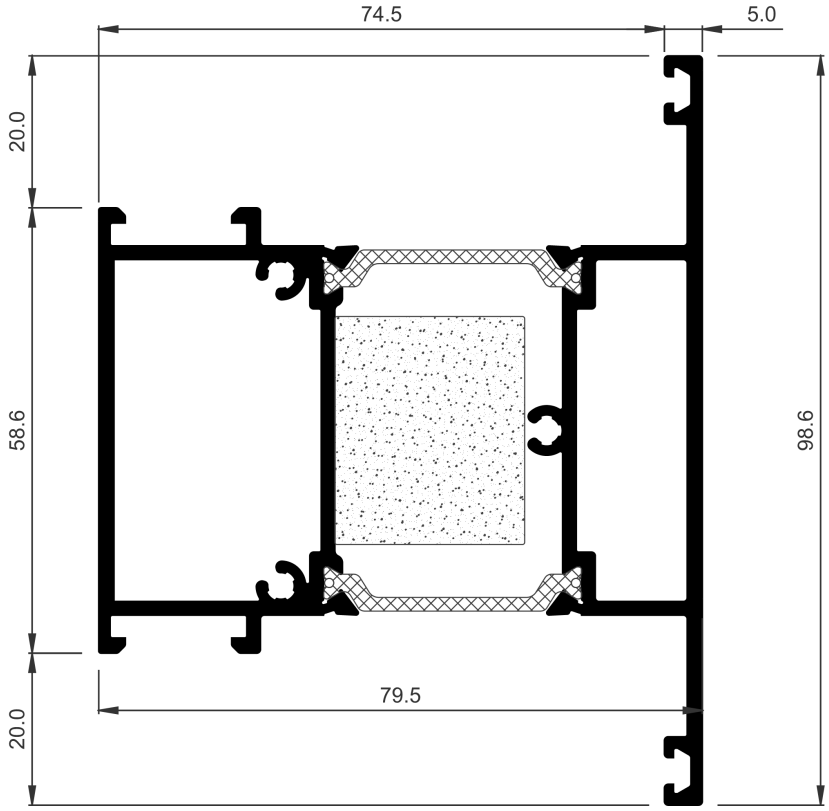

COR-8690	
Descripción Description	Travesaño puerta HI MP80 HI door transom MP80
Peso Weight **(g/m)**	2364,4
Superficie Surface **(dm^2/m)**	83,07
Ix (cm^4)	40,28
Iy (cm^4)	68,43
Fresa Miller	307690
Troquel Punch tool	307898 307899
Tope travesaño interior Internal transom stop	292243
Observaciones Observations	Tornillo ∅4.2 mm DIN7981 ∅4.2 mm DIN7981 screw

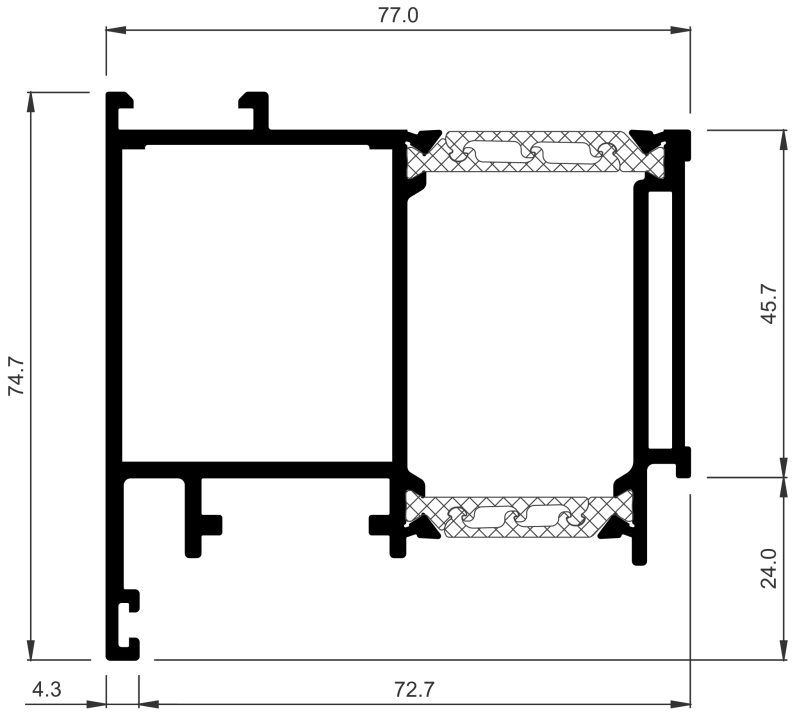

COR-8610	
Descripción Description	Hoja panel simple MP80 Simple panel sash MP80
Peso Weight **(g/m)**	2254,1
Superficie Surface **(dm^2/m)**	72,78
Ix (cm^4)	28,68
Iy (cm^4)	54,1
Escuadra principal Main cleat	307620
Troquel Punch tool	307898 307899

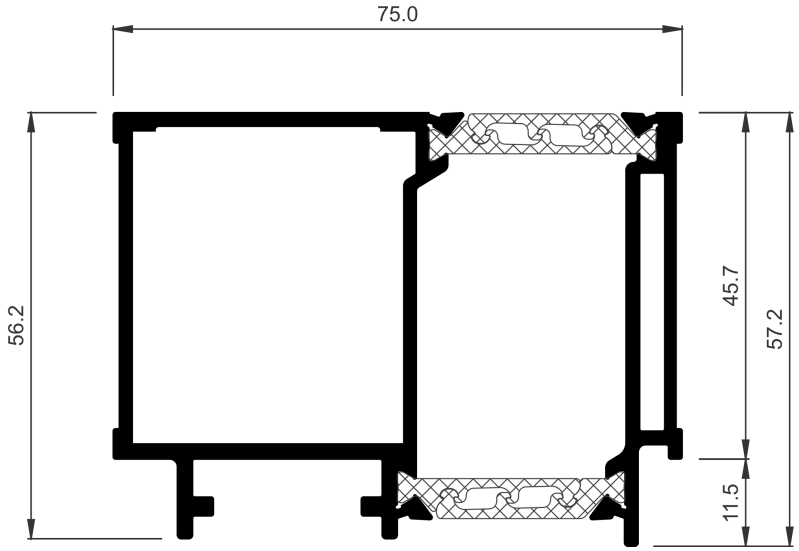

COR-8611	
Descripción Description	Hoja panel doble MP80 Double panel sash MP80
Peso Weight **(g/m)**	1988,4
Superficie Surface **(dm²/m)**	64,49
Ix (cm⁴)	20,96
Iy (cm⁴)	41,02
Escuadra principal Main cleat	307620
Troquel Punch tool	307898 307899

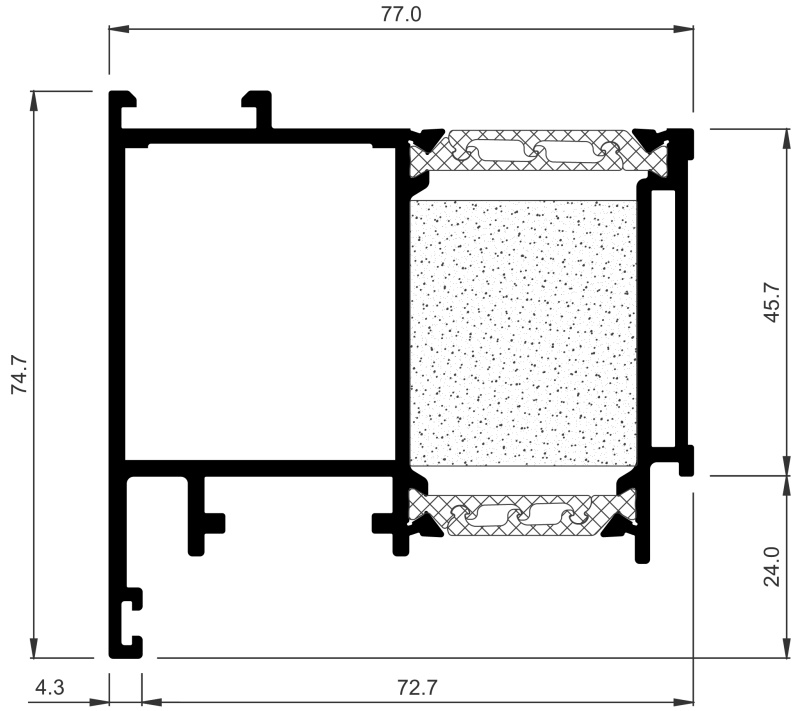

COR-8612	
Descripción Description	Hoja panel simple HI MP80 Simple panel sash HI MP80
Peso Weight **(g/m)**	2254,1
Superficie Surface **(dm²/m)**	72,78
Ix (cm⁴)	28,68
Iy (cm⁴)	54,1
Escuadra principal Main cleat	307620
Troquel Punch tool	307898 307899

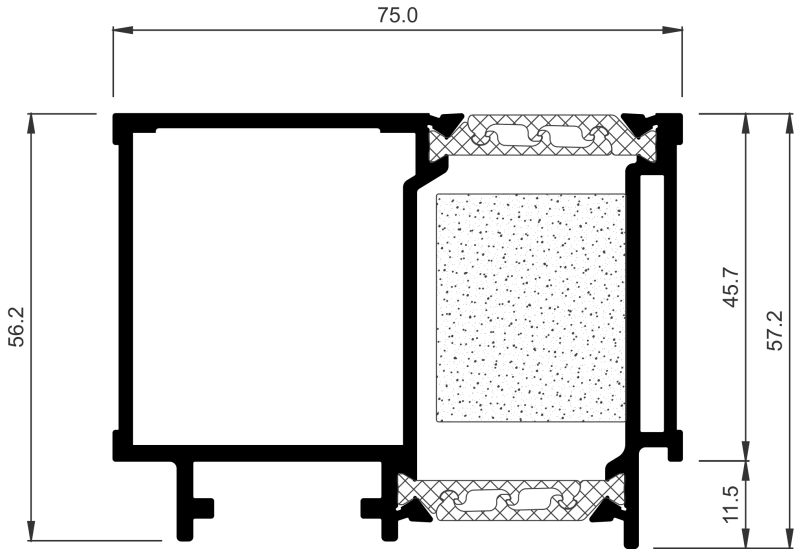

COR-8613	
Descripción Description	Hoja panel doble HI MP80 Double panel sash HI MP80
Peso Weight **(g/m)**	1988,4
Superficie Surface **(dm^2/m)**	64,49
Ix (cm^4)	20,96
Iy (cm^4)	41,02
Escuadra principal Main cleat	307620
Troquel Punch tool	307898 307899

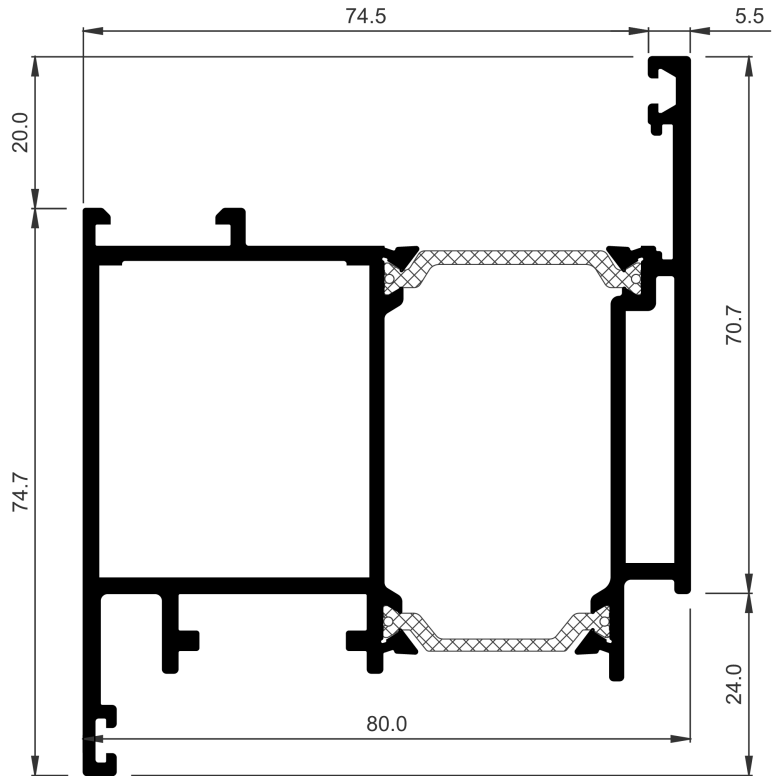

COR-8620	
Descripción Description	Hoja apertura interior MP80 Inside opening sash MP80
Peso Weight **(g/m)**	2413
Superficie Surface **(dm^2/m)**	81,78
Ix (cm^4)	41,54
Iy (cm^4)	73,19
Escuadra principal Main cleat	307620
Troquel Punch tool	307898 307899
Escuadra secundaria Secondary cleat	347635
Escuadra alineamiento Alignment cleat	287310

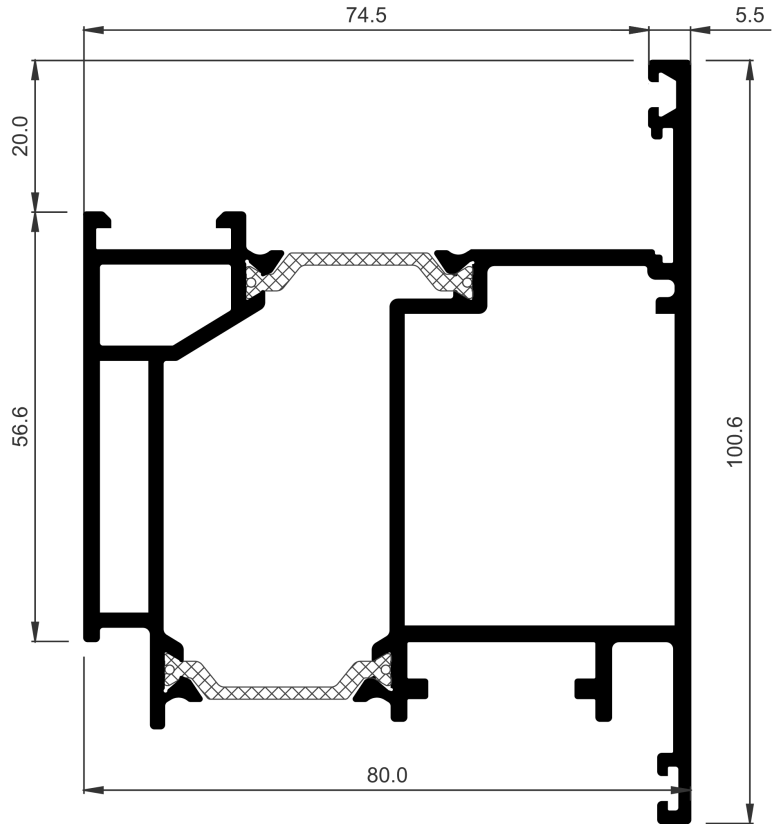

COR-8621	
Descripción Description	Hoja apertura exterior MP80 Outside opening sash MP80
Peso Weight **(g/m)**	2680,3
Superficie Surface **(dm²/m)**	92
Ix (cm⁴)	53,78
Iy (cm⁴)	79,84
Escuadra principal Main cleat	307620
Troquel Punch tool	307898 307899
Escuadra secundaria Secondary cleat	347635
Escuadra alineamiento Alignment cleat	287310

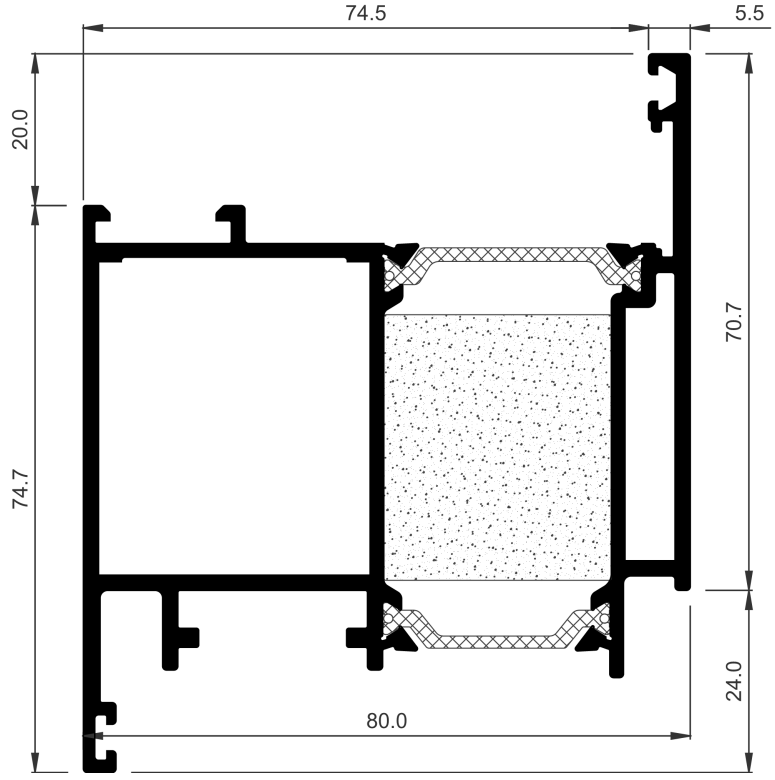

COR-8685	
Descripción Description	Hoja apertura interior HI MP80 Inside HI opening sash MP80
Peso Weight **(g/m)**	2413
Superficie Surface **(dm²/m)**	81,78
Ix (cm⁴)	41,54
Iy (cm⁴)	73,19
Escuadra principal Main cleat	307620
Troquel Punch tool	307898 307899
Escuadra secundaria Secondary cleat	347635
Escuadra alineamiento Alignment cleat	287310

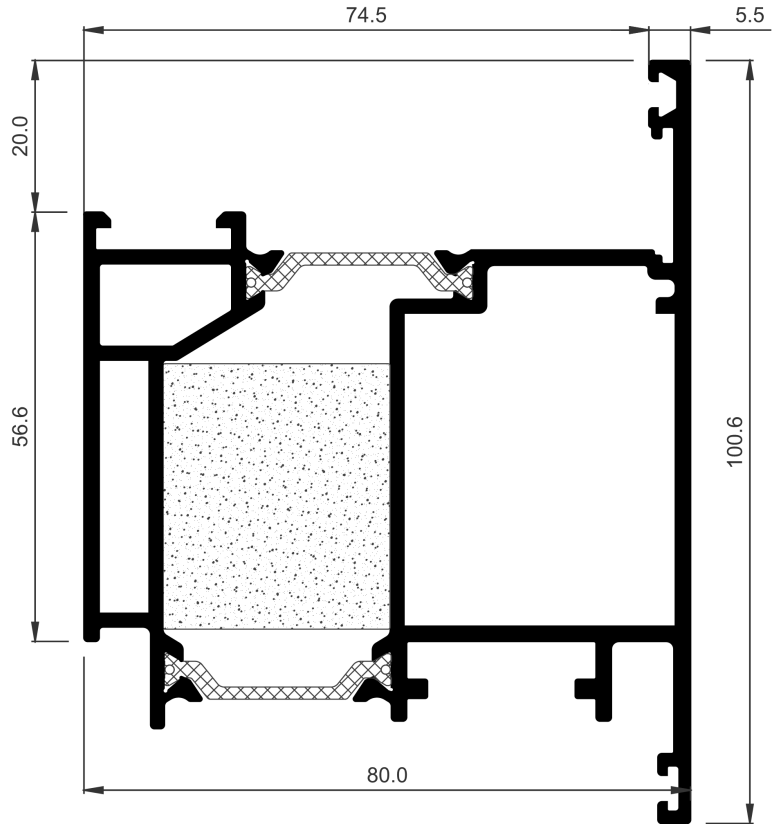

COR-8686	
Descripción Description	Hoja apertura exterior HI MP80 Outside HI opening sash MP80
Peso Weight **(g/m)**	2680,3
Superficie Surface **(dm^2/m)**	92
Ix (cm^4)	53,78
Iy (cm^4)	79,84
Escuadra principal Main cleat	307620
Troquel Punch tool	307898 307899
Escuadra secundaria Secondary cleat	347635
Escuadra alineamiento Alignment cleat	287310

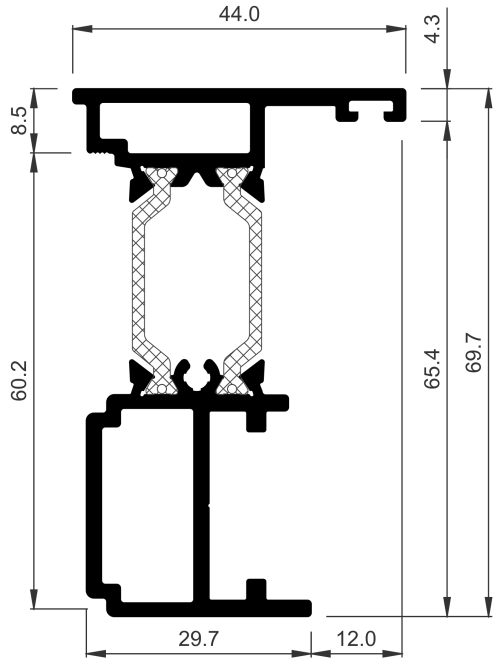

COR-8640	
Descripción Description	Inversor MP80 Inverter MP80
Peso Weight **(g/m)**	1465,3
Superficie Surface **(dm^2/m)**	46,41
Ix (cm^4)	28,81
Iy (cm^4)	4,48
Tapas Covers	308640
Observaciones Observations	Tornillo ∅3.9 mm DIN7981 ∅3,9 mm DIN7981 screw

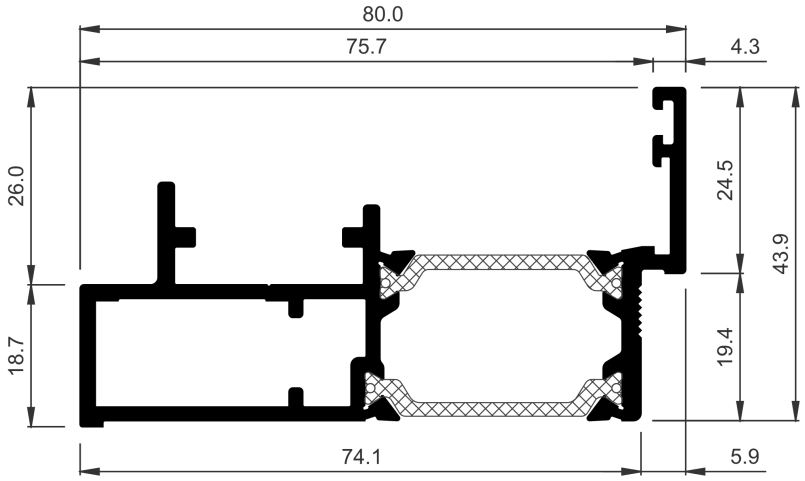

COR-8645	
Descripción Description	Conversor apertura interior MP80 Inside opening converter MP80
Peso Weight **(g/m)**	1474,2
Superficie Surface **(dm²/m)**	46,56
Ix (cm⁴)	5,26
Iy (cm⁴)	33,58
Escuadra principal Main cleat	920380
Troquel Punch tool	307898 307899
Escuadra alineamiento Alignment cleat	296838

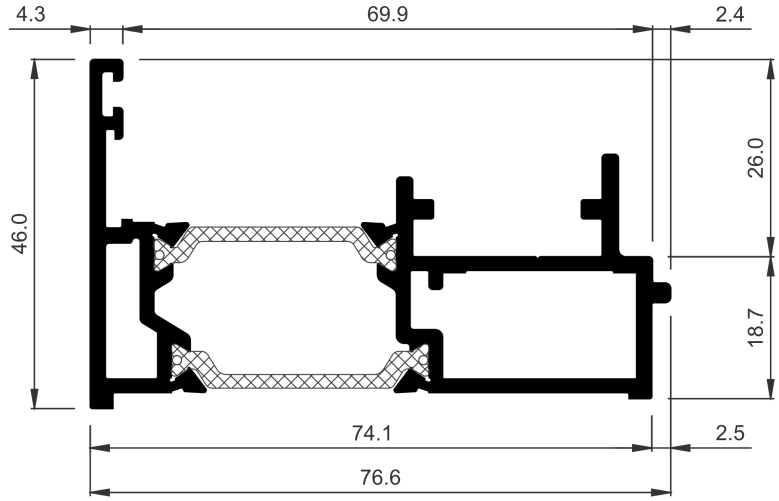

COR-8646	
Descripción Description	Conversor apertura exterior MP80 Outside opening converter MP80
Peso Weight **(g/m)**	1547,1
Superficie Surface **(dm²/m)**	49,42
Ix (cm⁴)	5,48
Iy (cm⁴)	35,6
Escuadra principal Main cleat	920380
Troquel Punch tool	307898 307899
Escuadra alineamiento Alignment cleat	296838

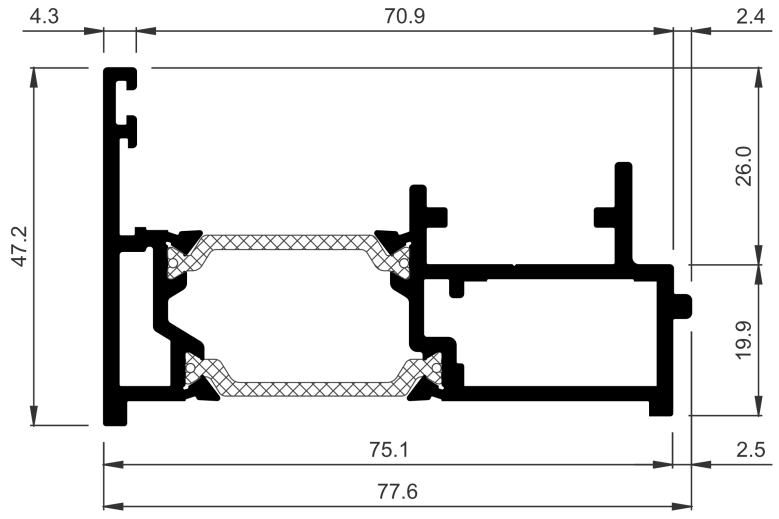

COR-8656	
Descripción Description	Conversor apertura exterior 80 Industrial Outside opening converter 80 Industrial
Peso Weight **(g/m)**	1590,3
Superficie Surface **(dm²/m)**	50,26
Ix (cm⁴)	5,75
Iy (cm⁴)	37,66
Escuadra principal Main cleat	920380
Troquel Punch tool	307898 307899
Escuadra alineamiento Alignment cleat	296838

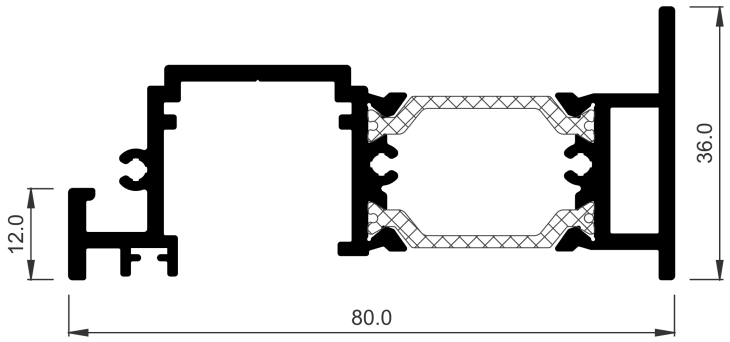

COR-8647	
Descripción Description	Acople puerta sin umbral Door without thresold coupling
Peso Weight **(g/m)**	1388
Superficie Surface **(dm^2/m)**	45,98
Ix (cm^4)	3,41
Iy (cm^4)	33,85
Tapas Covers	398647
Tornillería Screws	813519

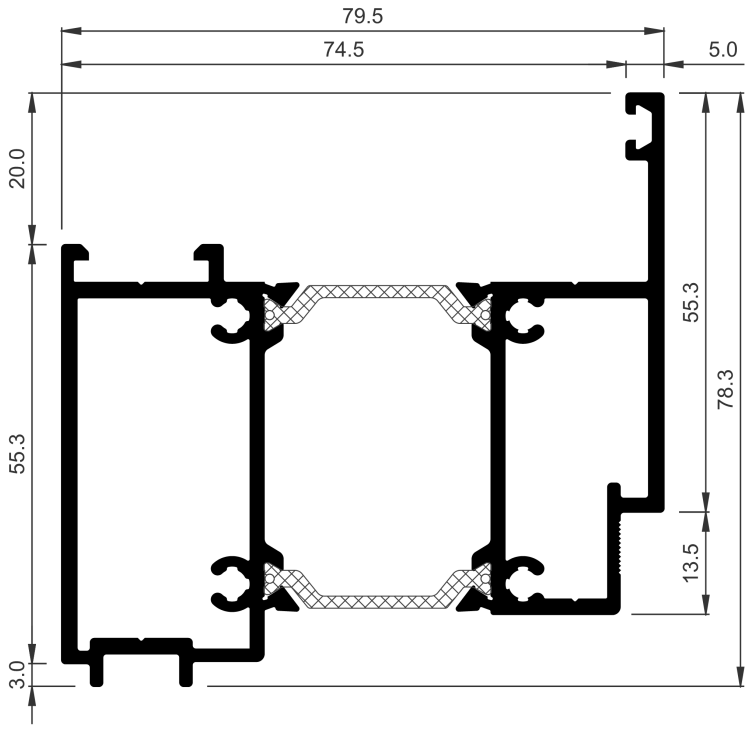

COR-8678	
Descripción Description	Complemento hoja zócalo 150mm MP80 150mm sash base complement MP80
Peso Weight **(g/m)**	2218,6
Superficie Surface **(dm^2/m)**	76,99
Ix (cm^4)	28,05
Iy (cm^4)	58,64
Fresa Miller	307690 317690
Observaciones Observations	Tornillo ∅4.2 mm DIN7981 ∅4,2 mm DIN7981 screw

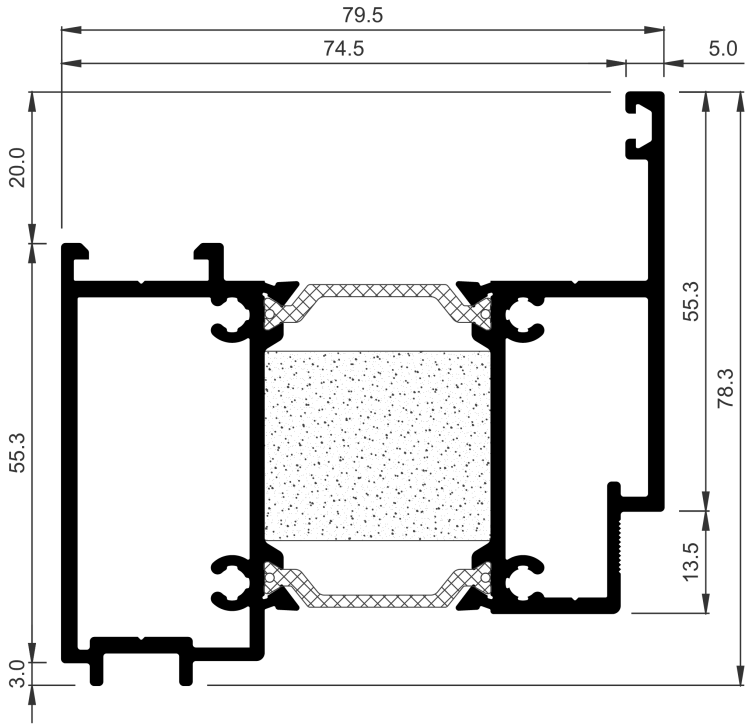

COR-8688	
Descripción Description	Complemento hoja zócalo 150 mm HI MP80 150 mm HI sash base complement MP80
Peso Weight **(g/m)**	2218,6
Superficie Surface **(dm²/m)**	76,99
Ix (cm⁴)	28,05
Iy (cm⁴)	58,64
Fresa Miller	307690
Observaciones Observations	Tornillo ∅4.2 mm DIN7981 ∅4,2 mm DIN7981 screw

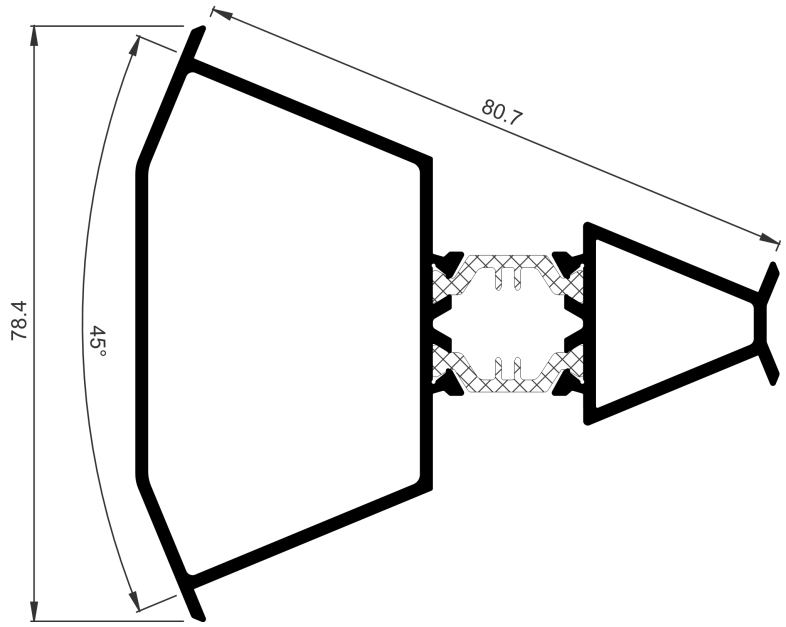

COR-3881	
Descripción Description	Esquinero fijo 135º 135º Corner
Peso Weight **(g/m)**	1471,7
Superficie Surface **(dm²/m)**	61,69
Ix (cm⁴)	16,26
Iy (cm⁴)	33,73

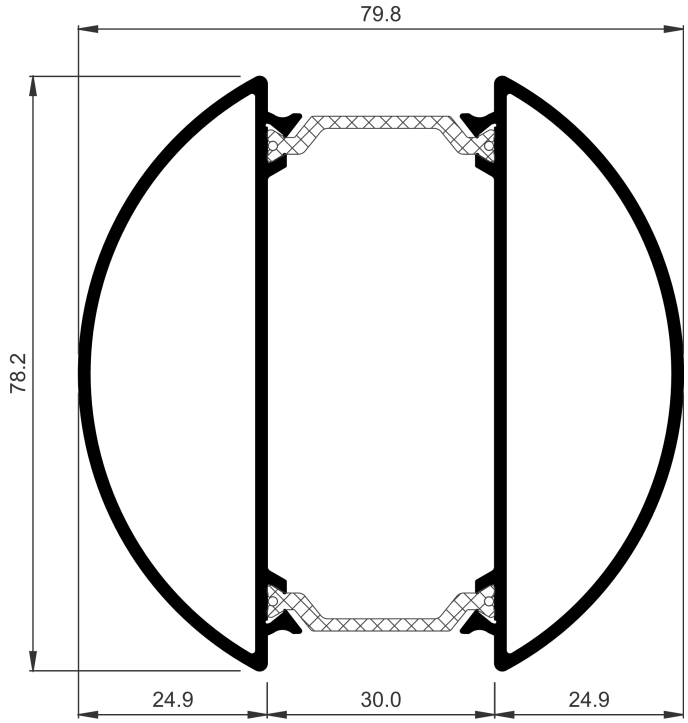

COR-7780	
Descripción Description	Esquinero regulable Adjustable corner attachment
Peso Weight **(g/m)**	1786,6
Superficie Surface **(dm^2/m)**	74,14
Ix (cm^4)	32,41
Iy (cm^4)	35,27

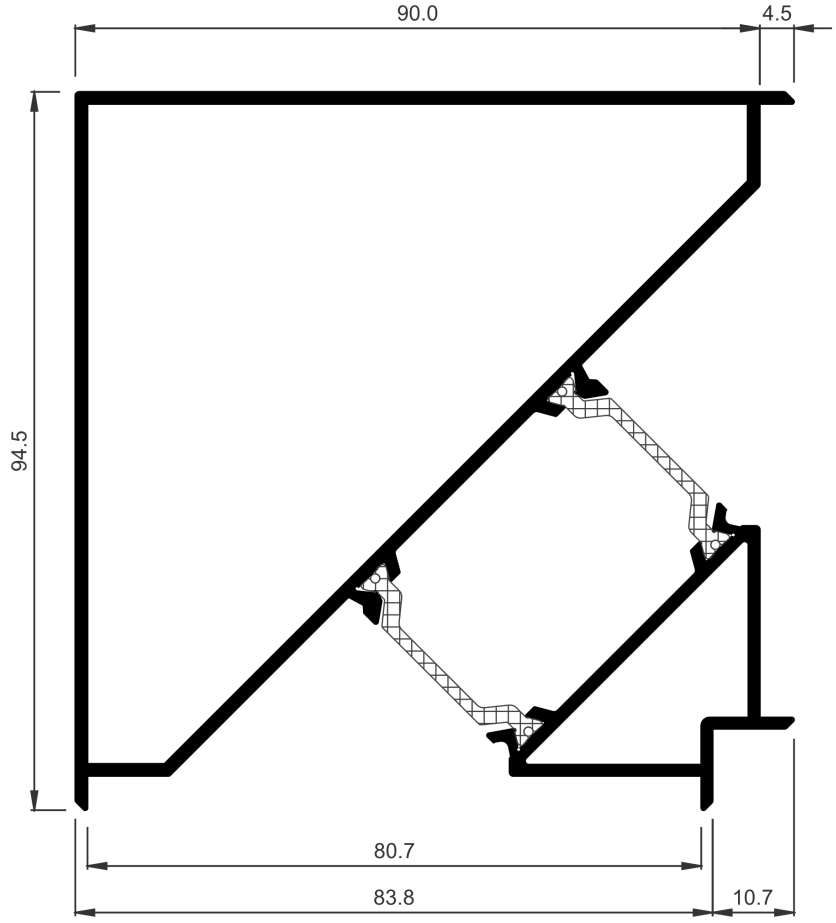

COR-7781	
Descripción Description	Esquinero recto Straight corner
Peso Weight **(g/m)**	2253,7
Superficie Surface **(dm^2/m)**	93,01
Ix (cm^4)	78,33
Iy (cm^4)	78,33

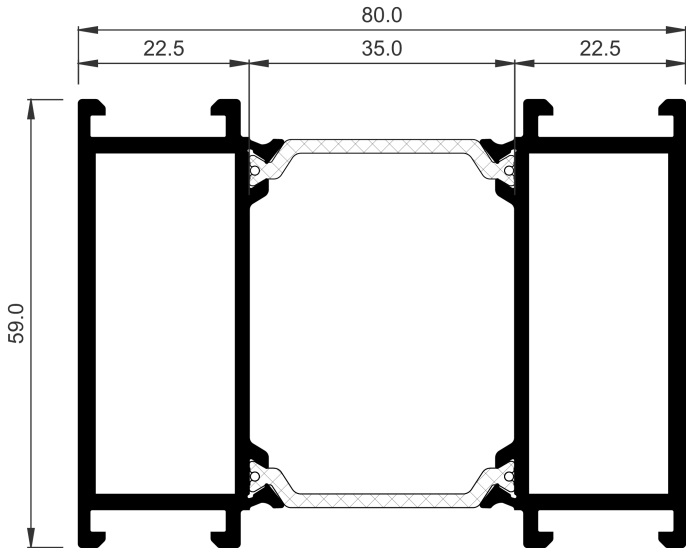

COR-7790	
Descripción Description	Suplemento marco Frame supplement
Peso Weight **(g/m)**	2121,4
Superficie Surface **(dm²/m)**	70,38
Ix (cm⁴)	25,2
Iy (cm⁴)	60,9

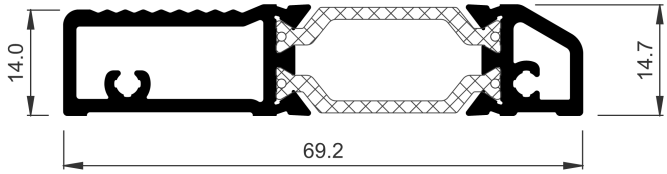

COR-7881	
Descripción Description	Umbral puerta apertura interior Open in door threshold
Peso Weight **(g/m)**	1003,9
Superficie Surface **(dm²/m)**	31,74
Ix (cm⁴)	6,8
Iy (cm⁴)	15,03
Fresa Miller	307695 307696
Observaciones Observations	Tornillo ∅3.9 mm DIN7981 ∅3.9 mm DIN7981 screw

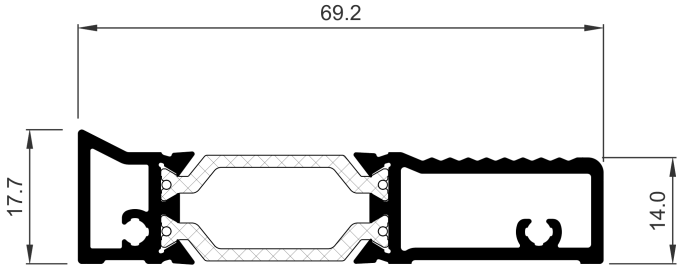

COR-7885	
Descripción Description	Umbral puerta apertura exterior
Peso Weight **(g/m)**	1025,2
Superficie Surface **(dm²/m)**	33,22
Ix (cm⁴)	0,77
Iy (cm⁴)	16,2
Fresa Miller	307695 307696
Observaciones Observations	Tornillo ∅3.9 mm DIN7981

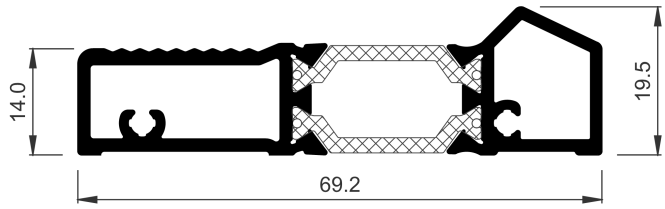

COR-8664	
Descripción Description	Umbral de puerta Door threshold
Peso Weight **(g/m)**	994,9
Superficie Surface **(dm²/m)**	35,27
Ix (cm⁴)	0,9
Iy (cm⁴)	15,29
Fresa Miller	307695 307696
Observaciones Observations	Tornillo ∅3.9 mm DIN7981 ∅3.9 mm DIN7981 screw

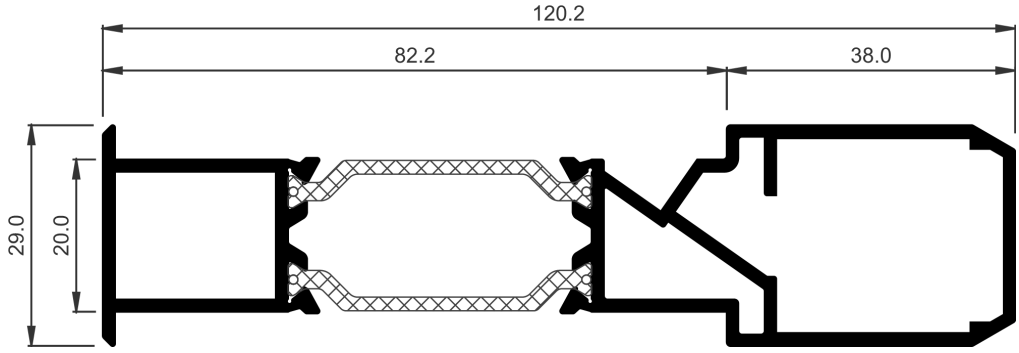

COR-7744	
Descripción Description	Union de marcos con refuerzo Frame joint profile with reinforcement
Peso Weight **(g/m)**	1728,9
Superficie Surface **(dm²/m)**	62,83
Ix (cm⁴)	4,53
Iy (cm⁴)	78,21
Tapas Covers	257201

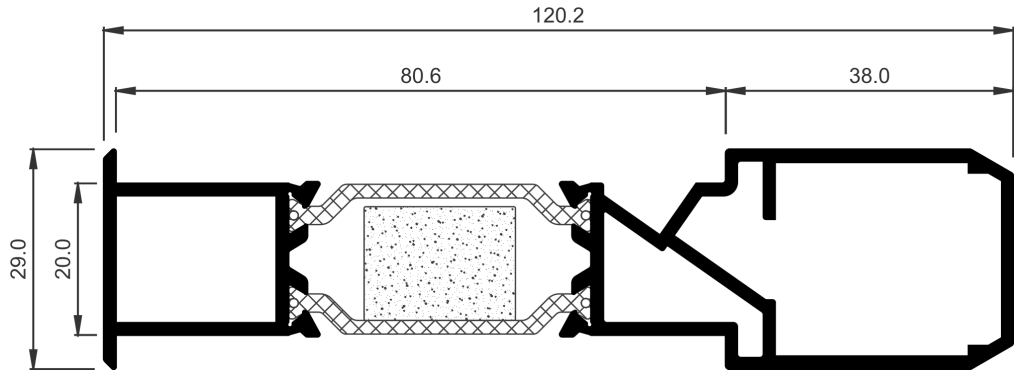

COR-7745	
Descripción Description	Unión de marcos con refuerzo HI Frame joint profile with reinforcement HI
Peso Weight **(g/m)**	1728,9
Superficie Surface **(dm²/m)**	62,83
Ix (cm⁴)	4,53
Iy (cm⁴)	78,21
Tapas Covers	257201

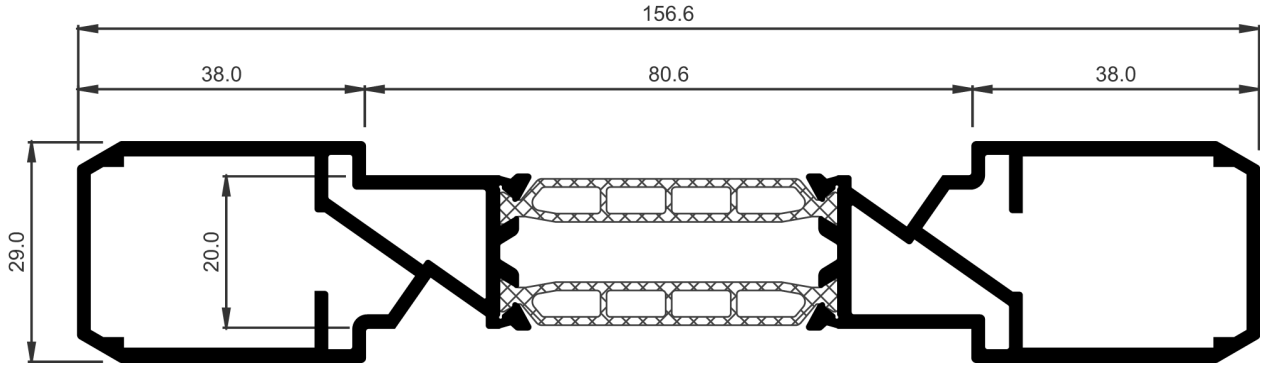

COR-7746	
Descripción Description	Unión de marcos con doble refuerzo Frame joint profile with double reinforcement
Peso Weight **(g/m)**	2414,4
Superficie Surface **(dm²/m)**	83,16
Ix (cm⁴)	6,84
Iy (cm⁴)	172,81
Tapas Covers	257201

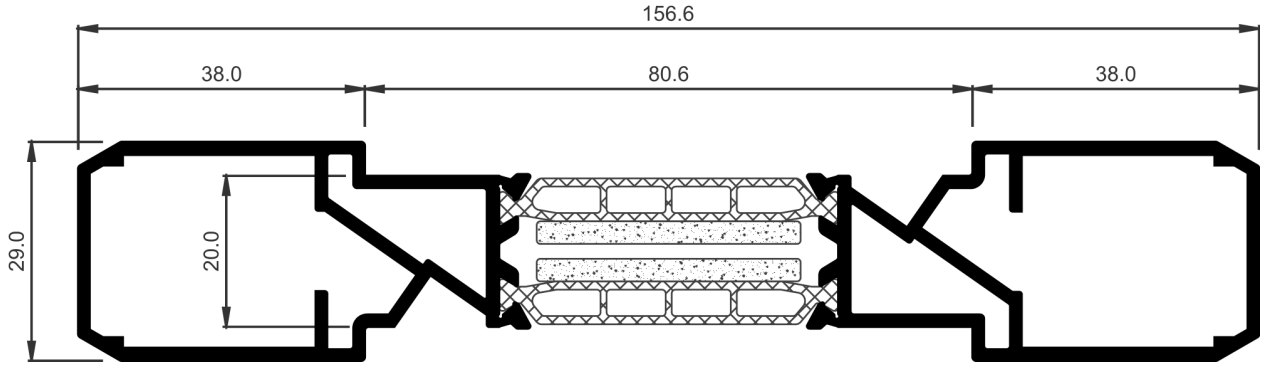

COR-7747	
Descripción Description	Unión de marcos con doble refuerzo HI Frame joint profile with double reinforcement HI
Peso Weight **(g/m)**	2414,4
Superficie Surface **(dm²/m)**	83,16
Ix (cm⁴)	6,84
Iy (cm⁴)	172,81
Tapas Covers	257201

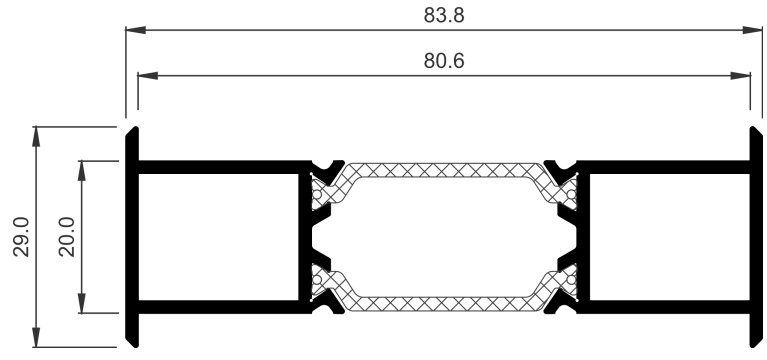

COR-7754	
Descripción Description	Unión de marcos Frame joint profile
Peso Weight **(g/m)**	1203,4
Superficie Surface **(dm²/m)**	42,5
Ix (cm⁴)	2,22
Iy (cm⁴)	31,11

PUERTA MILLENNIUM PLUS
Perfiles a escala

MILLENNIUM PLUS DOOR
Profiles to scale

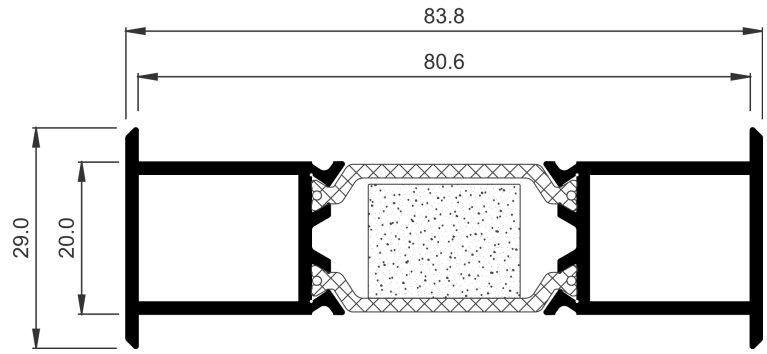

COR-7755	
Descripción Description	Unión de marcos HI HI frame joint profile
Peso Weight **(g/m)**	1203,4
Superficie Surface **(dm²/m)**	42,5
Ix (cm⁴)	2,22
Iy (cm⁴)	31,11

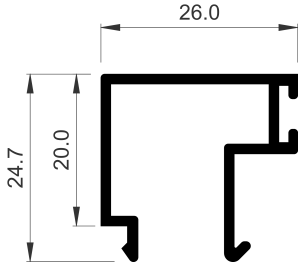

COR-2015	
Descripción Description	Junquillo clip recto de 26 mm Straight glazing bead clip 26 mm
Peso Weight **(g/m)**	321,3
Superficie Surface **(dm²/m)**	18,04
Ix (cm⁴)	0,75
Iy (cm⁴)	0,97

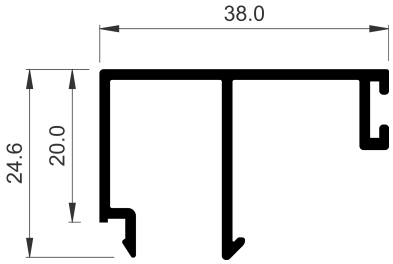

COR-2016	
Descripción Description	Junquillo clip recto de 38 mm Straight glazing bead clip 38 mm
Peso Weight **(g/m)**	369,9
Superficie Surface **(dm²/m)**	20,98
Ix (cm⁴)	0,82
Iy (cm⁴)	2,16

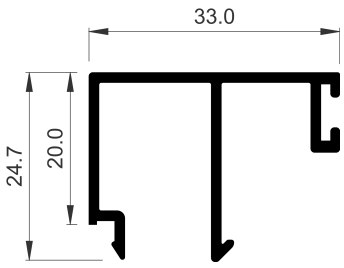

COR-2017	
Descripción Description	Junquillo clip recto de 33 mm Straight glazing bead clip 33 mm
Peso Weight **(g/m)**	353,7
Superficie Surface **(dm²/m)**	19,98
Ix (cm⁴)	0,78
Iy (cm⁴)	1,55

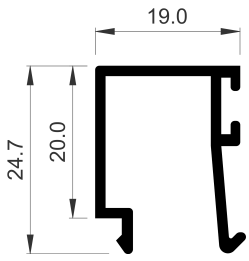

COR-2018	
Descripción Description	Junquillo clip recto de 19 mm Straight glazing bead clip 19 mm
Peso Weight **(g/m)**	275,4
Superficie Surface **(dm²/m)**	15,52
Ix (cm⁴)	0,67
Iy (cm⁴)	0,53

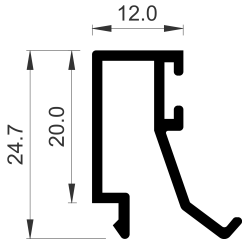

COR-2019	
Descripción Description	Junquillo clip recto de 12 mm Straight glazing bead clip 12 mm
Peso Weight **(g/m)**	261,9
Superficie Surface **(dm^2/m)**	14,77
Ix (cm^4)	0,61
Iy (cm^4)	0,27

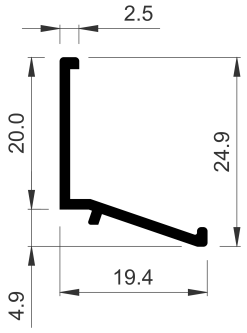

COR-2023	
Descripción Description	Junquillo recto de 2,5 mm 2,5 Straight glazing bead clip
Peso Weight **(g/m)**	151,2
Superficie Surface **(dm^2/m)**	8,71
Ix (cm^4)	0,32
Iy (cm^4)	0,21

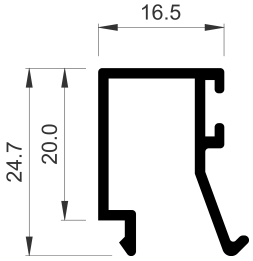

COR-2065	
Descripción Description	Junquillo clip recto de 16.50 mm Straight glazing bead clip 16,50 mm
Peso Weight **(g/m)**	270
Superficie Surface **(dm^2/m)**	15,13
Ix (cm^4)	0,65
Iy (cm^4)	0,41

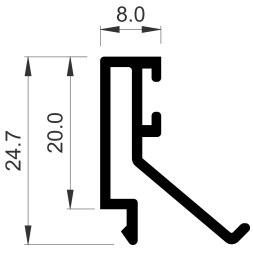

COR-2093	
Descripción Description	Junquillo clip recto de 8 mm Straight glazing bead clip 8 mm
Peso Weight **(g/m)**	256,5
Superficie Surface **(dm^2/m)**	14,51
Ix (cm^4)	0,56
Iy (cm^4)	0,23

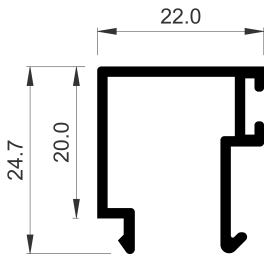

COR-2117	
Descripción Description	Junquillo clip recto de 22 mm Straight glazing bead clip 22 mm
Peso Weight **(g/m)**	294,3
Superficie Surface **(dm^2/m)**	16,44
Ix (cm^4)	0,7
Iy (cm^4)	0,69

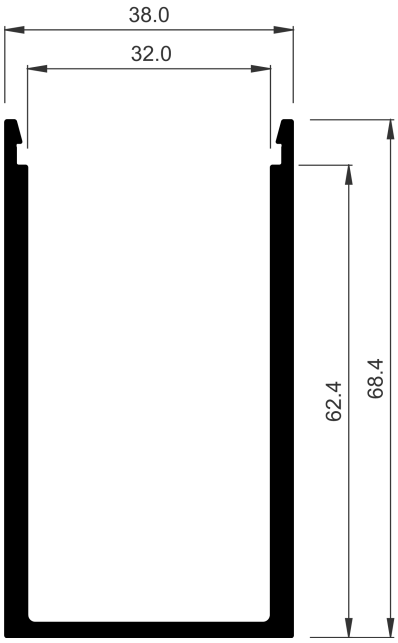

COR-1700	
Descripción Description	U de refuerzo Reinforcement U
Peso Weight **(g/m)**	1239,3
Superficie Surface **(dm²/m)**	34,5
Ix (cm⁴)	20,05
Iy (cm⁴)	12,71

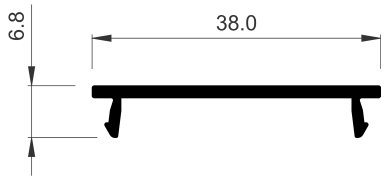

COR-1701	
Descripción Description	Tapa clipaje U refuerzo Reinforcement U-clip end plate
Peso Weight **(g/m)**	202,5
Superficie Surface **(dm²/m)**	10
Ix (cm⁴)	0,02
Iy (cm⁴)	1,09

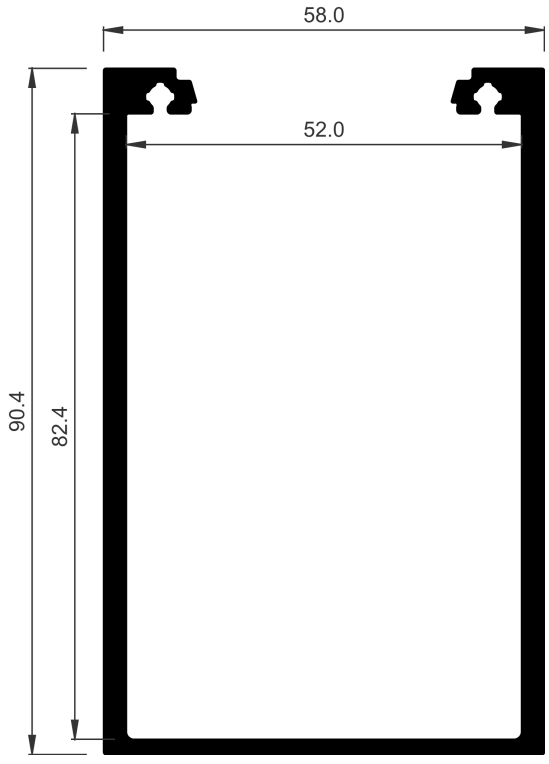

COR-1703	
Descripción Description	U de refuerzo 90x58 mm 90x58 mm reinforcement U
Peso Weight **(g/m)**	1952,1
Superficie Surface **(dm²/m)**	52,44
Ix (cm⁴)	70,69
Iy (cm⁴)	47,16
Observaciones Observations	Con tapa Cor-1701 With cover Cor-1701

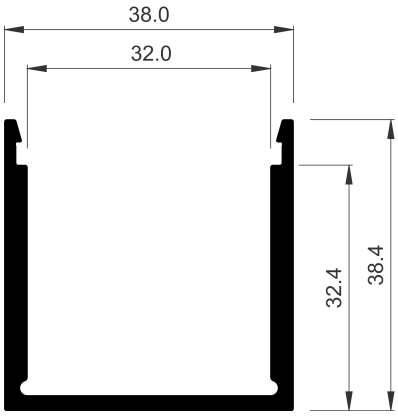

COR-1704	
Descripción **Description**	U refuerzo 40 mm Reinforcement U 40 mm
Peso **Weight** **(g/m)**	743,31
Superficie **Surface** **(dm²/m)**	22,78
Ix (cm⁴)	3,77
Iy (cm⁴)	7,09
Observaciones **Observations**	Con tapa Cor-1701 With cover Cor-1701

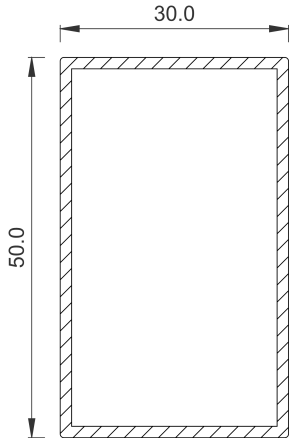

COR-6852	
Descripción **Description**	Tubo de 50x30 INOX 50x30 mm stainless tube
Ix (cm⁴)	7,87
Iy (cm⁴)	3,54

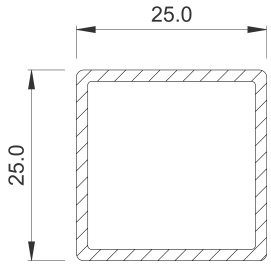

COR-7252	
Descripción **Description**	Tubo 25x25 INOX Tube of 25x25 stainless steel
Superficie **Surface** **(dm²/m)**	18,8
Ix (cm⁴)	1,29
Iy (cm⁴)	1,29

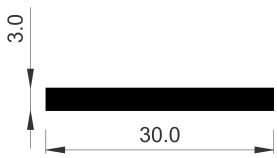

603003	
Descripción **Description**	Pletina de 30x3 mm Plate 30x3mm
Peso **Weight** **(g/m)**	243
Superficie **Surface** **(dm²/m)**	6,6
Ix (cm⁴)	0,01
Iy (cm⁴)	0,68

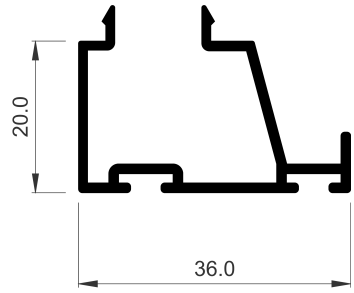

COR-2370	
Descripción Description	Remate puerta Door finishing
Peso Weight **(g/m)**	375,3
Superficie Surface **(dm²/m)**	21,87
Ix (cm⁴)	0,81
Iy (cm⁴)	1,89
Juntas Gaskets	950010

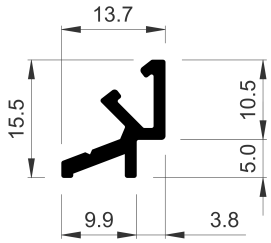

COR-2714	
Descripción Description	Acople esquinero regulable Adjustable corner attachment
Peso Weight **(g/m)**	162
Superficie Surface **(dm²/m)**	7,34
Ix (cm⁴)	0,1
Iy (cm⁴)	0,08
Observaciones Observations	Tornillo ∅3.5 mm DIN7504N ∅3.5 mm DIN7504N screw

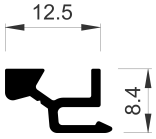

COR-2843	
Descripción Description	Grapa para enganche postizo Clip for coupling for hook
Peso Weight **(g/m)**	116,1
Superficie Surface **(dm²/m)**	6,17
Ix (cm⁴)	0,02
Iy (cm⁴)	0,07
Tornillería Screws	822919

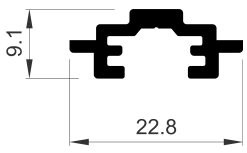

COR-2849	
Descripción Description	Portacepillos puerta CC16 Door wool pile holder
Peso Weight **(g/m)**	199,8
Superficie Surface **(dm²/m)**	8,8
Ix (cm⁴)	0,04
Iy (cm⁴)	0,29
Juntas Gaskets	307600
Observaciones Observations	Tornillo ∅3.9 mm DIN7504P-A2 ∅3,9 mm DIN7504P-A2 screw

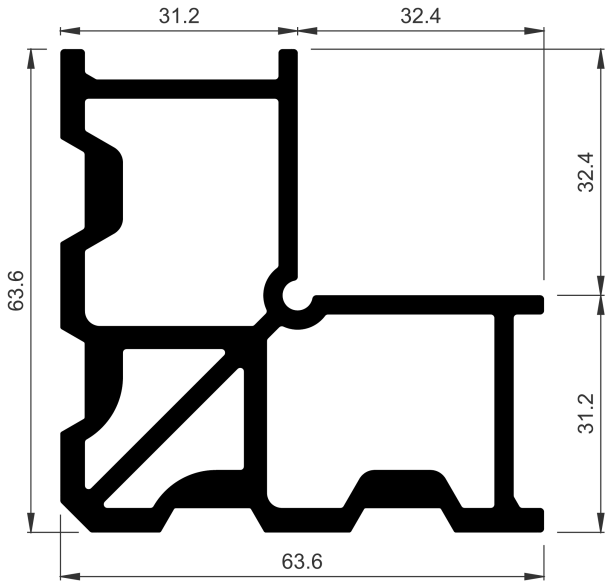

COR-3161	
Descripción Description	Perfil para escuadra de ensamblar de 31,20 mm Profile for assembly cleat - 31.20 mm
Peso Weight **(g/m)**	2651,4
Superficie Surface **(dm^2/m)**	62,87
Ix (cm^4)	34,52
Iy (cm^4)	34,52

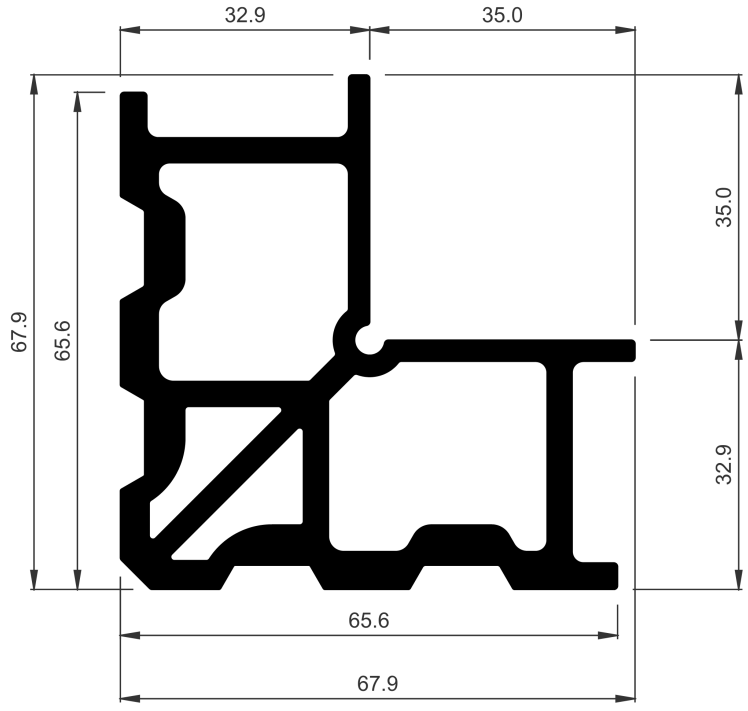

COR-3162	
Descripción Description	Perfil para escuadra de ensamblar de 32,90 mm Profile for assembly cleat - 32,90 mm
Peso Weight **(g/m)**	3272,4
Superficie Surface **(dm^2/m)**	63,26
Ix (cm^4)	45,28
Iy (cm^4)	45,28

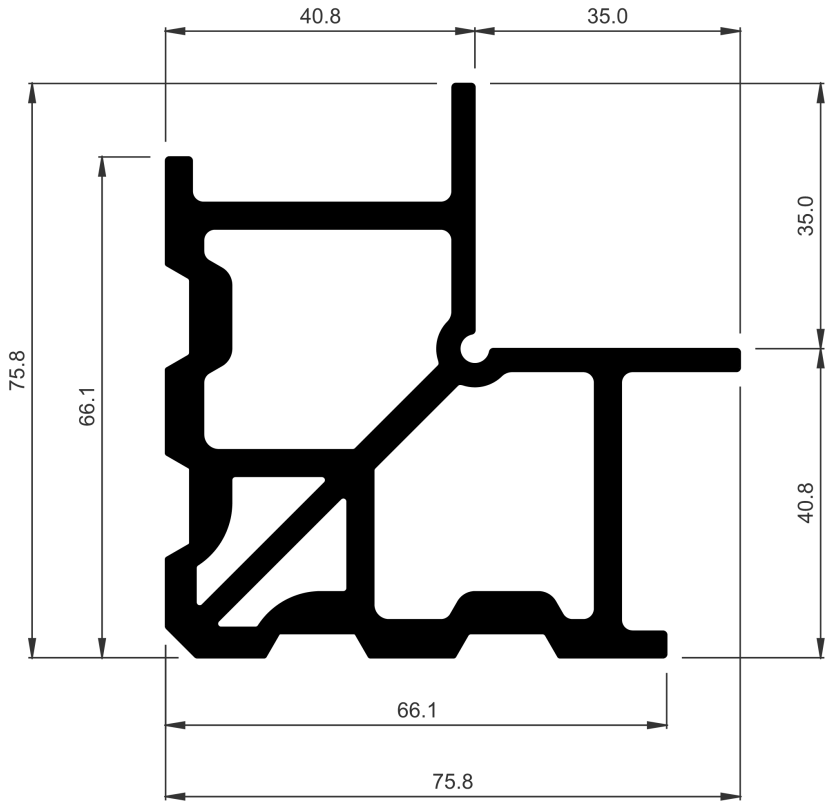

COR-3165	
Descripción Description	Perfil para escuadra de ensamblar de 40,80 mm Profile for assembly cleat - 40,80 mm
Peso Weight **(g/m)**	3653,1
Superficie Surface **(dm²/m)**	68,48
Ix (cm⁴)	58,6
Iy (cm⁴)	58,6

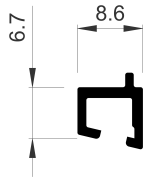

COR-7658	
Descripción Description	Remate portagomas inferior puerta Door bottom rubber holder finishing
Peso Weight **(g/m)**	86,4
Superficie Surface **(dm²/m)**	5,07
Ix (cm⁴)	0,02
Iy (cm⁴)	0,03
Tapas Covers	307633
Juntas Gaskets	237201
Observaciones Observations	Tornillo ∅2.9 mm DIN7504N-A2 ∅2,9 mm DIN7504P-A2 screw

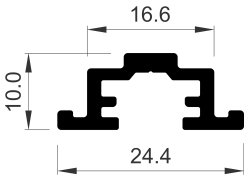

COR-7662	
Descripción Description	Portacepillos umbral puerta Door threshold wool pile holder
Peso Weight **(g/m)**	232,2
Superficie Surface **(dm²/m)**	9,83
Ix (cm⁴)	0,09
Iy (cm⁴)	0,4
Juntas Gaskets	307600
Observaciones Observations	Tornillo ∅3.9 mm DIN7982 ∅3,9 mm DIN7982 screw

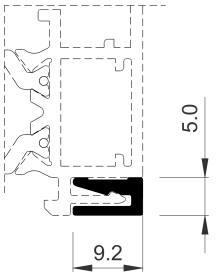

COR-7993	
Descripción Description	Remate enganches Hook finishing
Peso Weight **(g/m)**	78,3
Superficie Surface **(dm²/m)**	4,23
Ix (cm⁴)	0,01
Iy (cm⁴)	0,02

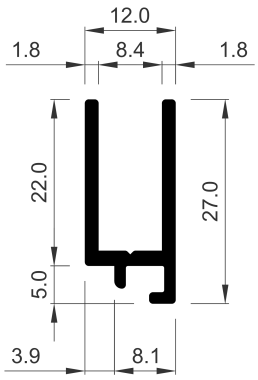

COR-7997	
Descripción Description	Acople para junta de dilatación Expansion gasket attachment
Peso Weight **(g/m)**	297
Superficie Surface **(dm²/m)**	12,56
Ix (cm⁴)	0,63
Iy (cm⁴)	0,24
Juntas Gaskets	347901
Tornillería Screws	813919

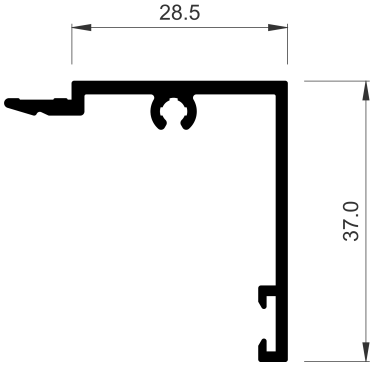

COR-1780	
Descripción Description	Tapé recto de 28,5 mm Straight cap of 28,5 mm
Peso Weight **(g/m)**	388,8
Superficie Surface **(dm²/m)**	18,5
Ix (cm⁴)	2,01
Iy (cm⁴)	1,87

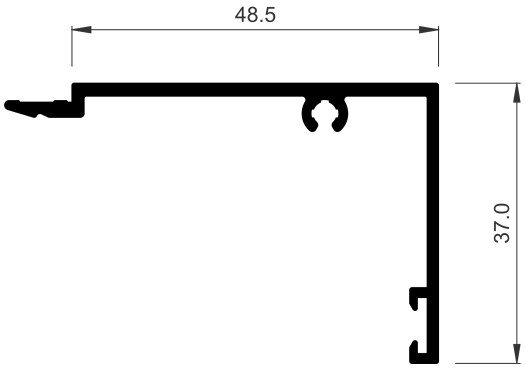

COR-1781	
Descripción Description	Tapé recto de 48,5 mm Straight cap of 48,5 mm
Peso Weight **(g/m)**	480,6
Superficie Surface **(dm²/m)**	22,5
Ix (cm⁴)	2,25
Iy (cm⁴)	5,96

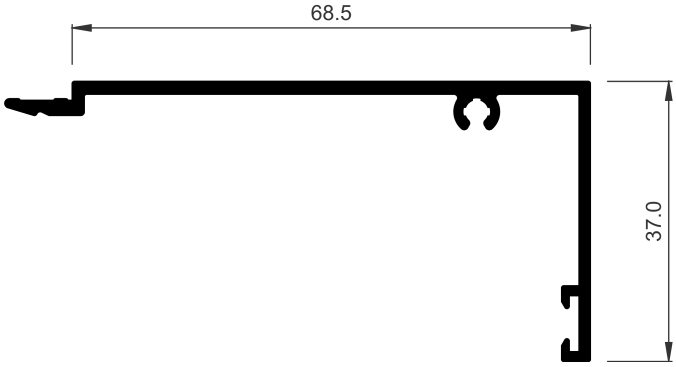

COR-1782	
Descripción Description	Tapé recto de 68,5 mm Straight cap of 68,5 mm
Peso Weight **(g/m)**	572,4
Superficie Surface **(dm²/m)**	26,5
Ix (cm⁴)	2,41
Iy (cm⁴)	13,47



COR-1783	
Descripción Description	Tapé recto de 88,5 mm Straight cap of 88,5 mm
Peso Weight **(g/m)**	664,2
Superficie Surface **(dm²/m)**	30,5
Ix (cm⁴)	2,53
Iy (cm⁴)	25,14

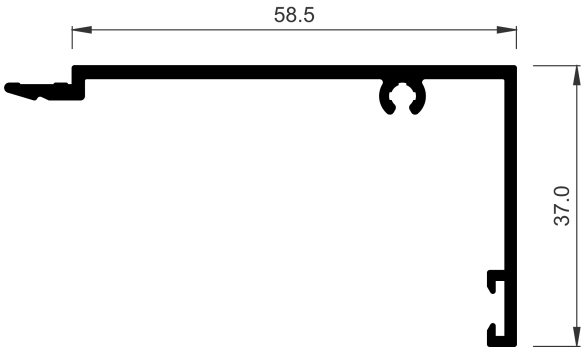

COR-1784	
Descripción Description	Tapé recto de 58,5 mm Straight cap of 58,5 mm
Peso Weight **(g/m)**	529,2
Superficie Surface **(dm²/m)**	24,52
Ix (cm⁴)	2,34
Iy (cm⁴)	9,28



COR-1785	
Descripción Description	Tapé recto de 108,50 mm Straight cap of 108,50 mm
Peso Weight **(g/m)**	756
Superficie Surface **(dm²/m)**	34,57
Ix (cm⁴)	2,62
Iy (cm⁴)	41,58



COR-1786	
Descripción Description	Tapé recto de 128,50 mm Straight cap of 128,50 mm
Peso Weight **(g/m)**	847,8
Superficie Surface **(dm²/m)**	38,57
Ix (cm⁴)	2,69
Iy (cm⁴)	63,65

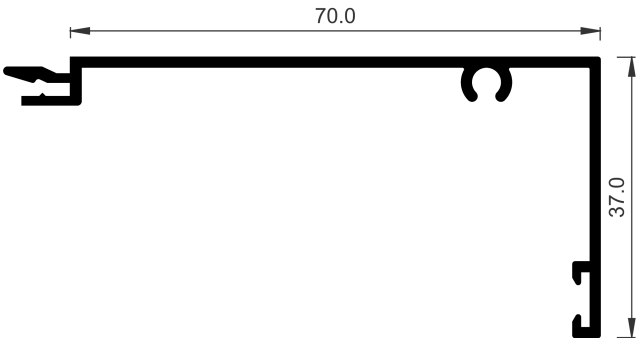

COR-2815	
Descripción Description	Tapé recto de 70 mm Straight cap of 70 mm
Peso Weight **(g/m)**	499,5
Superficie Surface **(dm²/m)**	28,54
Ix (cm⁴)	2,16
Iy (cm⁴)	13,69

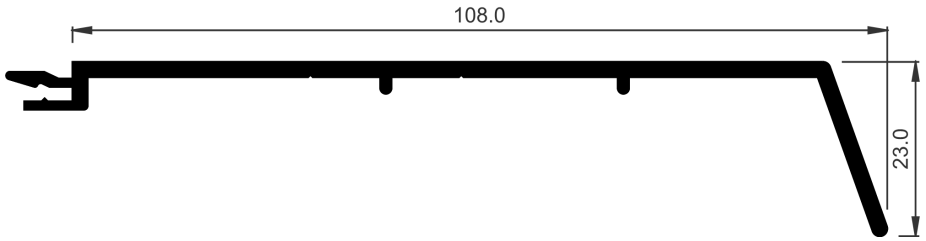

COR-2816	
Descripción Description	Tapé achaflanado de 108 mm Bevelled cap of 108 mm
Peso Weight **(g/m)**	753,3
Superficie Surface **(dm²/m)**	29,58
Ix (cm⁴)	0,64
Iy (cm⁴)	37,19

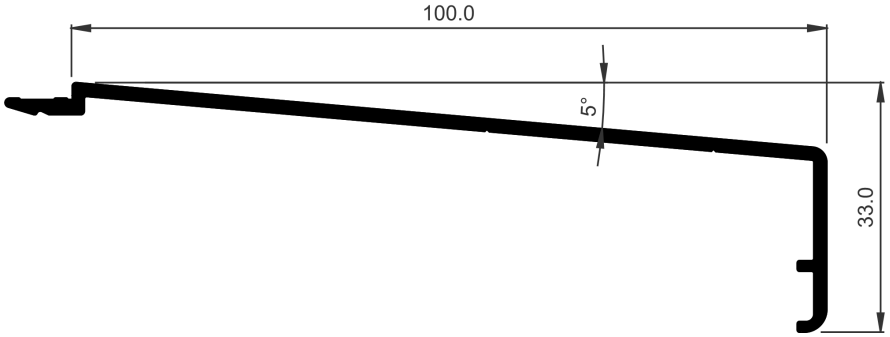

COR-2817	
Descripción Description	Alargadera con enganche de 100 mm Extension with attachment of 100 mm
Peso Weight **(g/m)**	626,4
Superficie Surface **(dm²/m)**	27,69
Ix (cm⁴)	1,34
Iy (cm⁴)	29,29

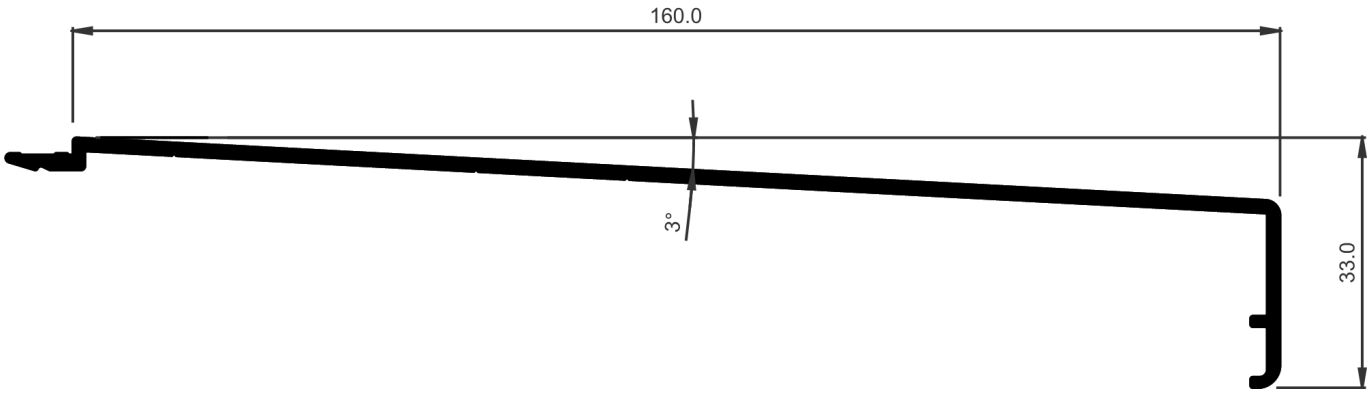

COR-2818	
Descripción Description	Alargadera con enganche de 160 mm Extension with attachment of 160 mm
Peso Weight **(g/m)**	901,8
Superficie Surface **(dm²/m)**	39,76
Ix (cm⁴)	1,47
Iy (cm⁴)	97,1

PUERTA MILLENNIUM PLUS
Perfiles a escala

MILLENNIUM PLUS DOOR
Profiles to scale

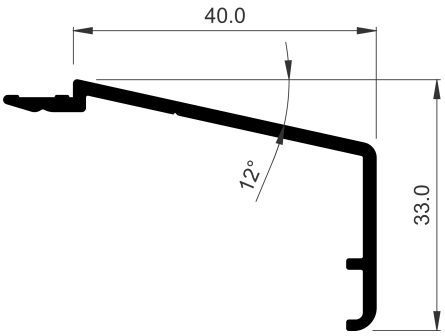

COR-2819	
Descripción Description	Alargadera con enganche de 40 mm Extension with attachment of 40 mm
Peso Weight **(g/m)**	353,7
Superficie Surface **(dm²/m)**	15,8
Ix (cm⁴)	1,12
Iy (cm⁴)	3,38

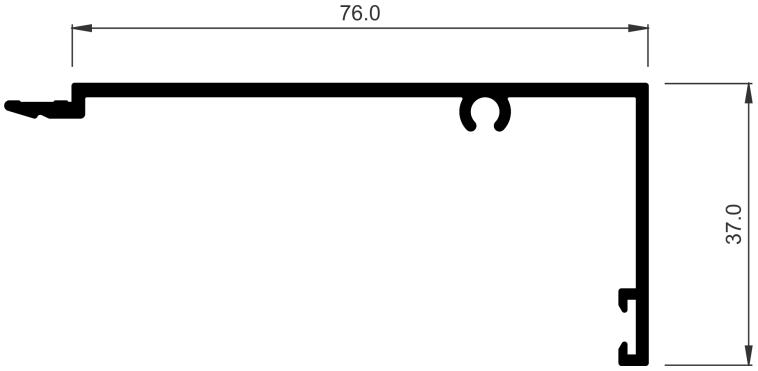

COR-2824	
Descripción Description	Tapé recto de 75 mm Straight cap of 75 mm
Peso Weight **(g/m)**	604,8
Superficie Surface **(dm²/m)**	27,93
Ix (cm⁴)	2,46
Iy (cm⁴)	17,14

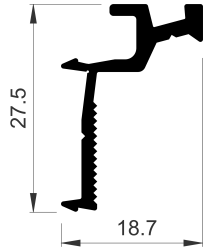

COR-2705	
Descripción Description	Grapa para solapes Clip for overlap
Peso Weight **(g/m)**	232,2
Superficie Surface **(dm²/m)**	112,1
Ix (cm⁴)	0,58
Iy (cm⁴)	0,23
Tornillería Screws	853913

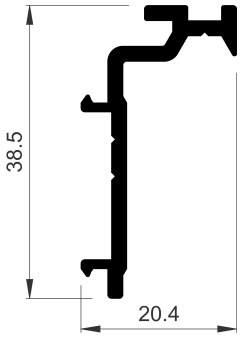

COR-2744	
Descripción Description	Grapa para solapes Clip for overlap
Peso Weight **(g/m)**	348,3
Superficie Surface **(dm²/m)**	13,98
Ix (cm⁴)	1,84
Iy (cm⁴)	0,36
Tornillería Screws	853913

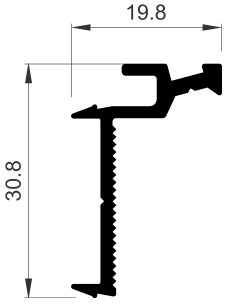

COR-2842	
Descripción Description	Grapa para solapes Clip for overlap
Peso Weight **(g/m)**	261,9
Superficie Surface **(dm²/m)**	12,73
Ix (cm⁴)	0,9
Iy (cm⁴)	0,24
Tornillería Screws	853913

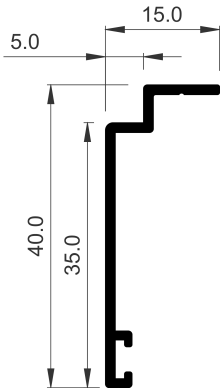

770229	
Descripción Description	Solape de 35 mm 35 mm overlap
Peso Weight **(g/m)**	205
Superficie Surface **(dm^2/m)**	12
Ix (cm^4)	1,38
Iy (cm^4)	0,11
Escuadra alineamiento Alignment cleat	282730

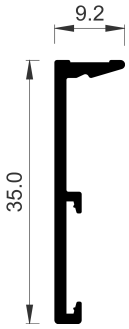

COR-1770	
Descripción Description	Solape de 35 mm 35 mm overlap
Peso Weight **(g/m)**	197,1
Superficie Surface **(dm^2/m)**	10,05
Ix (cm^4)	0,95
Iy (cm^4)	0,03

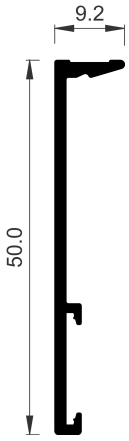

COR-1771	
Descripción Description	Solape de 50 mm 50 mm overlap
Peso Weight **(g/m)**	256,5
Superficie Surface **(dm^2/m)**	13,06
Ix (cm^4)	2,5
Iy (cm^4)	0,03

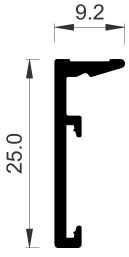

COR-1772	
Descripción Description	Solape de 25 mm 25 mm overlap
Peso Weight **(g/m)**	156,6
Superficie Surface **(dm^2/m)**	80,6
Ix (cm^4)	0,39
Iy (cm^4)	0,02

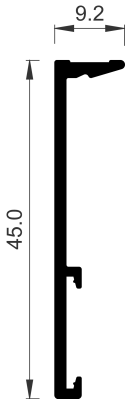

COR-1773	
Descripción Description	Solape de 45 mm 45 mm overlap
Peso Weight **(g/m)**	237,6
Superficie Surface **(dm^2/m)**	12,06
Ix (cm^4)	1,87
Iy (cm^4)	0,03

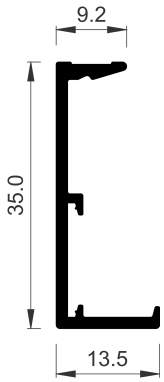

COR-1774	
Descripción Description	Solape de 35x13,5 mm 35x13,5 mm overlap
Peso Weight **(g/m)**	240,3
Superficie Surface **(dm^2/m)**	12,27
Ix (cm^4)	1,42
Iy (cm^4)	0,11

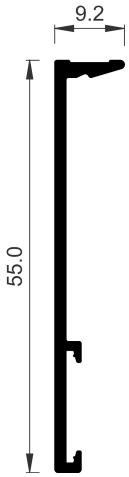

COR-1776	
Descripción Description	Solape de 55 mm 55 mm overlap
Peso Weight **(g/m)**	278,1
Superficie Surface **(dm^2/m)**	14,06
Ix (cm^4)	3,23
Iy (cm^4)	0,28

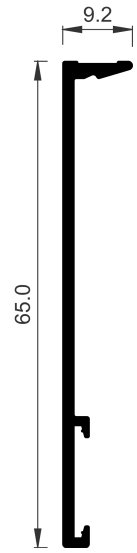

COR-1777	
Descripción **Description**	Solape de 65 mm 65 mm overlap
Peso **Weight** **(g/m)**	318,6
Superficie **Surface** **(dm²/m)**	16,06
Ix (cm⁴)	5,1
Iy (cm⁴)	0,29

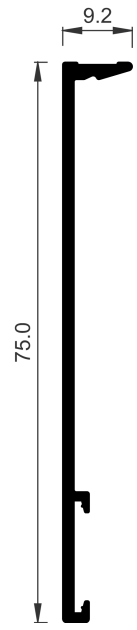

COR-1778	
Descripción **Description**	Solape de 75 mm 75 mm overlap
Peso **Weight** **(g/m)**	35,91
Superficie **Surface** **(dm²/m)**	18,06
Ix (cm⁴)	7,57
Iy (cm⁴)	0,29

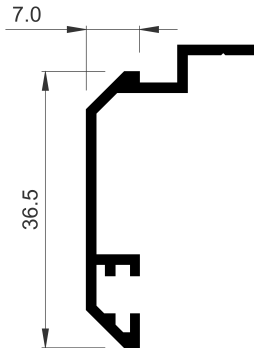

COR-2026	
Descripción **Description**	Solape 35 mm 35 mm overlap
Peso **Weight** **(g/m)**	272,7
Superficie **Surface** **(dm²/m)**	15,24
Ix (cm⁴)	1,8
Iy (cm⁴)	0,33
Escuadra alineamiento **Alignment cleat**	212008
Observaciones **Observations**	Tornillo Ø3.9 mm DIN7504N-A2. Screw Ø3.9 mm DIN7504N-A2

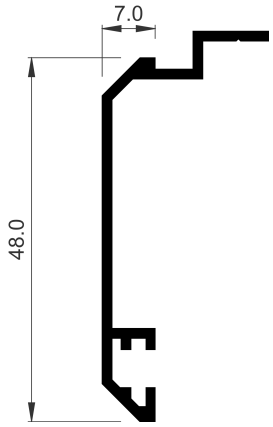

COR-2036	
Descripción Description	Solape 48 mm 48 mm overlap
Peso Weight **(g/m)**	272,7
Superficie Surface **(dm^2/m)**	17,63
Ix (cm^4)	3,19
Iy (cm^4)	0,31
Escuadra alineamiento Alignment cleat	212008
Observaciones Observations	Tornillo ∅3.9 mm DIN7504N-A2 Screw ∅3.9 mm DIN7504N-A2

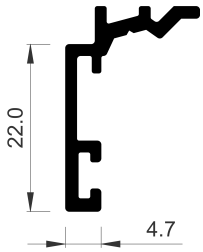

COR-2725	
Descripción Description	Solape recto 22 mm 22 mm straight overlap
Peso Weight **(g/m)**	245,7
Superficie Surface **(dm^2/m)**	11,2
Ix (cm^4)	0,71
Iy (cm^4)	0,2
Escuadra alineamiento Alignment cleat	212007
Observaciones Observations	Tornillo ∅3.9 mm DIN7504P-A2 Screw ∅3.9 mm DIN7504N-A2

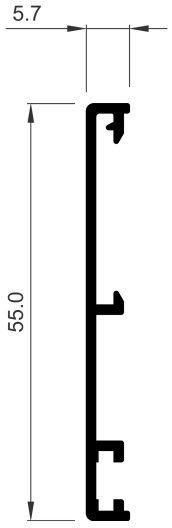

COR-2728	
Descripción Description	Solape recto de 55 mm Straight overlap 55 mm
Peso Weight **(g/m)**	270
Superficie Surface **(dm^2/m)**	16,03
Ix (cm^4)	3,19
Iy (cm^4)	0,02
Escuadra alineamiento Alignment cleat	212008 912100
Observaciones Observations	Grapa 2705 Clip 2705

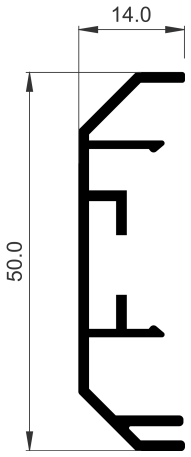

COR-2733	
Descripción Description	Solape chaflán de 50 mm Bevelled overlap 50 mm
Peso Weight **(g/m)**	367,2
Superficie Surface **(dm²/m)**	21,82
Ix (cm⁴)	2,94
Iy (cm⁴)	1,75
Escuadra alineamiento Alignment cleat	207004 277004
Observaciones Observations	Grapa 2744 Clip 2744

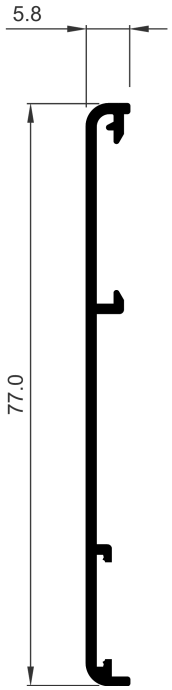

COR-2734	
Descripción Description	Solape de 77 mm 77 mm overlap
Peso Weight **(g/m)**	337,5
Superficie Surface **(dm²/m)**	19,66
Ix (cm⁴)	7,31
Iy (cm⁴)	0,02
Escuadra alineamiento Alignment cleat	912100 920135
Observaciones Observations	Grapa 2705 Clip 2705

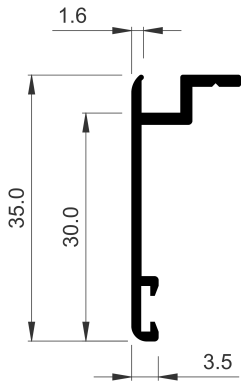

COR-2735	
Descripción Description	Solape de 35 mm Screw overlap
Peso Weight **(g/m)**	205,2
Superficie Surface **(dm²/m)**	12,02
Ix (cm⁴)	0,99
Iy (cm⁴)	0,11
Tornillería Screws	852913
Escuadra alineamiento Alignment cleat	212007

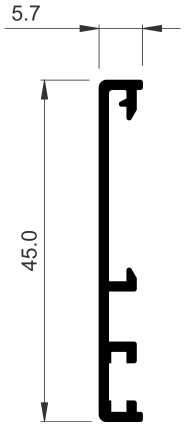

COR-2745	
Descripción Description	Solape recto 45 mm Straight overlap 45 mm
Peso Weight **(g/m)**	237,6
Superficie Surface **(dm²/m)**	14,03
Ix (cm⁴)	1,88
Iy (cm⁴)	0,02
Escuadra alineamiento Alignment cleat	212008 912100
Observaciones Observations	Grapa 2705 Clip 2705

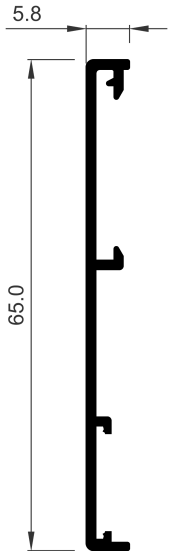

COR-2773	
Descripción Description	Solape recto de 65 mm Straight overlap 65 mm
Peso Weight **(g/m)**	299,7
Superficie Surface **(dm²/m)**	17,49
Ix (cm⁴)	4,7
Iy (cm⁴)	0,02
Escuadra alineamiento Alignment cleat	912100 920135
Observaciones Observations	Grapa 2705 Clip 2705

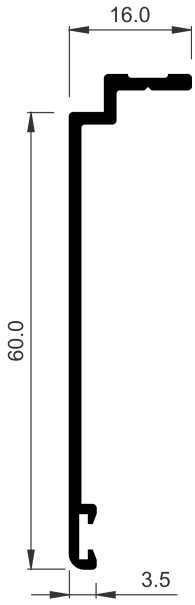

COR-2781	
Descripción Description	Solape recto 60 mm 60 mm straight overlap
Peso Weight **(g/m)**	337,5
Superficie Surface **(dm²/m)**	17,32
Ix (cm⁴)	5,59
Iy (cm⁴)	0,18
Escuadra alineamiento Alignment cleat	212007
Observaciones Observations	Tornillo ∅3.9 mm DIN7504N-A2 Screw ∅3.9 mm DIN7504N-A2

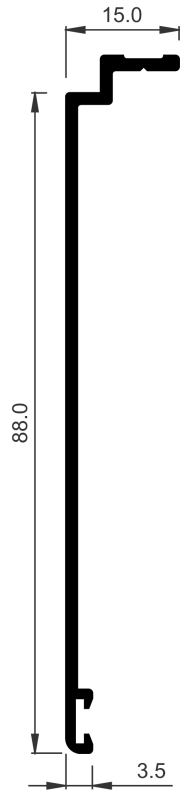

COR-2788	
Descripción Description	Solape recto 88 mm 88 mm straight overlap
Peso Weight **(g/m)**	450,9
Superficie Surface **(dm²/m)**	22,92
Ix (cm⁴)	14,88
Iy (cm⁴)	0,19
Escuadra alineamiento Alignment cleat	212007
Observaciones Observations	Tornillo ∅3.9 mm DIN7504N-A2 Screw ∅3.9 mm DIN7504N-A2

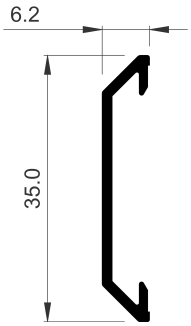

COR-2831	
Descripción Description	Solape de 35 mm 35 mm overlap
Peso Weight **(g/m)**	159,3
Superficie Surface **(dm²/m)**	9,31
Ix (cm⁴)	0,76
Iy (cm⁴)	0,02
Escuadra alineamiento Alignment cleat	242831
Grapa Clip	342842

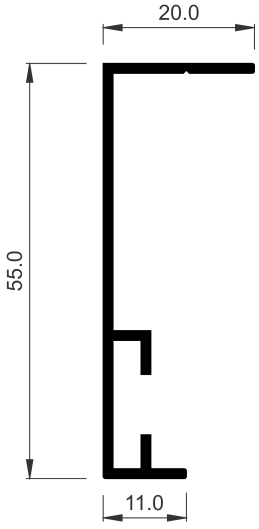

COR-2834	
Descripción Description	Solape de 55 mm atornillar (en L) 55 mm overlap screw (in L)
Peso Weight **(g/m)**	340,2
Superficie Surface **(dm²/m)**	19,71
Ix (cm⁴)	4,91
Iy (cm⁴)	0,28
Escuadra alineamiento Alignment cleat	207004 277004

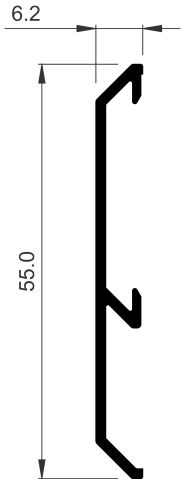

COR-2835	
Descripción Description	Solape de 55 mm 55 mm overlap
Peso Weight **(g/m)**	253,8
Superficie Surface **(dm^2/m)**	14,4
Ix (cm^4)	2,44
Iy (cm^4)	0,03
Escuadra alineamiento Alignment cleat	242831
Grapa Clip	342842

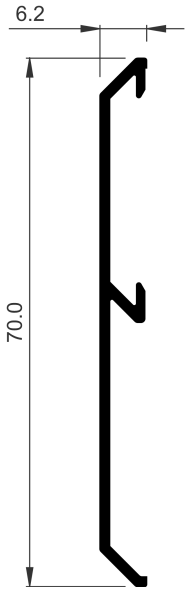

COR-2837	
Descripción Description	Solape de 70 mm 70 mm overlap
Peso Weight **(g/m)**	305,1
Superficie Surface **(dm^2/m)**	17,4
Ix (cm^4)	4,74
Iy (cm^4)	0,03
Escuadra alineamiento Alignment cleat	242831
Grapa Clip	342842

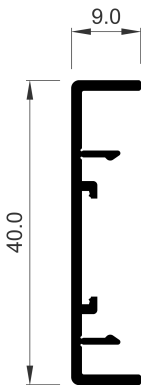

COR-2839	
Descripción Description	Solape recto de 40 mm 40 mm straight overlap
Peso Weight **(g/m)**	232,2
Superficie Surface **(dm^2/m)**	14,42
Ix (cm^4)	1,59
Iy (cm^4)	0,04
Escuadra alineamiento Alignment cleat	920135
Observaciones Observations	Grapa 2744 Clip 2744

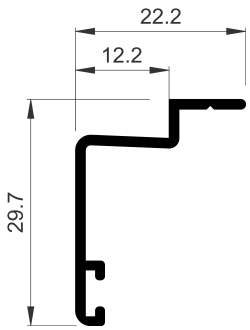

COR-6524	
Descripción Description	Solape pequeño Small overlap
Peso Weight **(g/m)**	197,1
Superficie Surface **(dm^2/m)**	11,58
Ix (cm^4)	0,66
Iy (cm^4)	0,31
Escuadra alineamiento Alignment cleat	212007
Observaciones Observations	Tornillo ∅3.9 mm DIN7504N. ∅3.9 mm DIN7504N screw

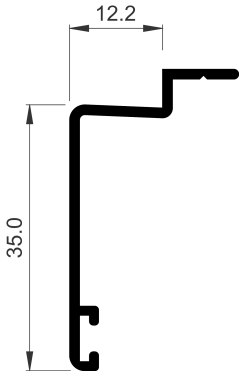

COR-6526	
Descripción Description	Solape de 35mm 35 mm overlap
Peso Weight **(g/m)**	232,2
Superficie Surface **(dm^2/m)**	13,58
Ix (cm^4)	1,47
Iy (cm^4)	0,34
Escuadra alineamiento Alignment cleat	212007
Observaciones Observations	Tornillo ∅3.9 mm DIN7504N. ∅3.9 mm DIN7504N screw

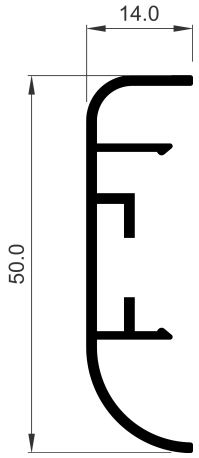

COR-7026	
Descripción Description	Solape de 50 mm 50 mm overlap
Peso Weight **(g/m)**	340,2
Superficie Surface **(dm^2/m)**	20,45
Ix (cm^4)	2,99
Iy (cm^4)	0,18
Escuadra alineamiento Alignment cleat	207004 277004
Observaciones Observations	Grapa 2744 Clip 2744

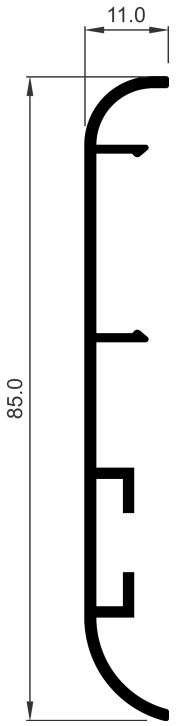

COR-7027	
Descripción **Description**	Solape de 85 mm 85 mm overlap
Peso **Weight** **(g/m)**	464,4
Superficie **Surface** **(dm²/m)**	25,82
Ix (cm⁴)	11,36
Iy (cm⁴)	0,12
Escuadra alineamiento **Alignment cleat**	207004 277004
Observaciones **Observations**	Grapa 2744 Clip 2744

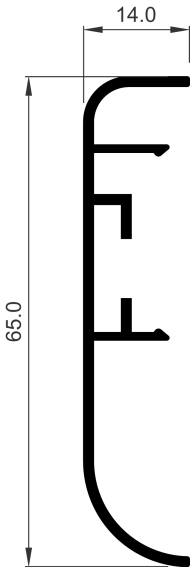

COR-7029	
Descripción **Description**	Solape de 65 mm 65 mm overlap
Peso **Weight** **(g/m)**	394,2
Superficie **Surface** **(dm²/m)**	23,45
Ix (cm⁴)	5,75
Iy (cm⁴)	0,2
Escuadra alineamiento **Alignment cleat**	207004 277004
Observaciones **Observations**	Grapa 2744 Clip 2744

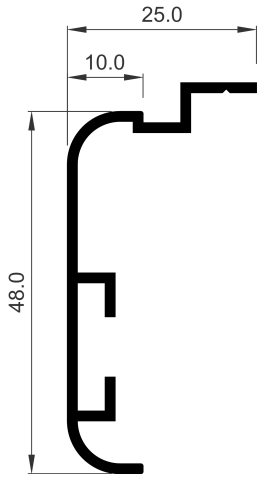

COR-7030	
Descripción Description	Solape de 48 mm 48 mm overlap
Peso Weight **(g/m)**	353,7
Superficie Surface **(dm²/m)**	20,41
Ix (cm⁴)	3,83
Iy (cm⁴)	0,53
Escuadra alineamiento Alignment cleat	207004 277004
Observaciones Observations	Tornillo ∅3.9 mm DIN7504N. Screw ∅3.9 mm DIN7504N.

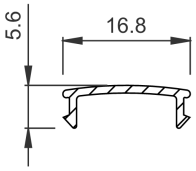

COR-7696	
Descripción Description	Tapa difusora Diffuser cover

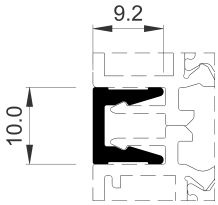

COR-4993	
Descripción Description	Unión marcos con enganche Frame joint profile with hook
Peso Weight **(g/m)**	108
Superficie Surface **(dm²/m)**	5,18
Ix (cm⁴)	0,52
Iy (cm⁴)	0,28

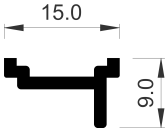

COR-7251	
Descripción Description	Unión de marcos oculta Concealed frame joint profile
Peso Weight **(g/m)**	105,3
Superficie Surface **(dm²/m)**	5,15
Ix (cm⁴)	0,02
Iy (cm⁴)	0,08
Observaciones Observations	Tornillo ∅2.9 mm DIN7504N-A2 ∅2.9 mm DIN7504N-A2 screw

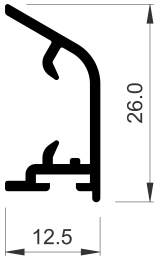

COR-2304	
Descripción Description	Vierteaguas puerta Door rain gutter
Peso Weight **(g/m)**	194,4
Superficie Surface **(dm²/m)**	11,55
Ix (cm⁴)	0,46
Iy (cm⁴)	0,1
Varios Various	262305
Tapas Covers	262304
Juntas Gaskets	950010

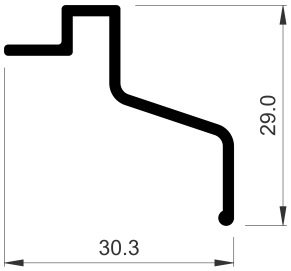

COR-7010	
Descripción Description	Viertaguas superior Top rain gutter
Peso Weight **(g/m)**	221,4
Superficie Surface **(dm²/m)**	11,76
Ix (cm⁴)	0,53
Iy (cm⁴)	0,65
Observaciones Observations	Tornillo rch ∅2.9 mm DIN 7504N-A2 ∅2.9 mm DIN 7504N-A9 screw

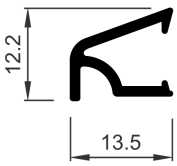

COR-8296	
Descripción Description	Goterón Raindrop
Peso Weight **(g/m)**	116,1
Superficie Surface **(dm²/m)**	7,37
Ix (cm⁴)	0,06
Iy (cm⁴)	0,07
Tapas Covers	258206
Tornillería Screws	238297

PUERTA MILLENNIUM PLUS
MILLENNIUM PLUS DOOR

3. RELACIÓN DE ACCESORIOS
3. ACCESSORIES LIST

IMPORTANTE

ALUMINIOS CORTIZO S.A.U. se reserva el derecho de modificar o eliminar cualquiera de sus perfiles, accesorios o juntas del sistema sin previo aviso.

ALUMINIOS CORTIZO S.A.U. no se hace responsable de las posibles erratas tipográficas de este catálogo y recomienda encarecidamente al cliente que, antes de la formalización de cualquier pedido, verifique que las referencias aparecidas en el mismo son las correctas.

IMPORTANT

ALUMINIOS CORTIZO S.A.U. reserves the right to modify or remove any of its system profiles, accessories or gaskets without prior notification.

ALUMINIOS CORTIZO S.A.U. will not be responsible for any possible typographical errors in this catalogue and strongly recommends to the client that, before formalising any order, to check that the references that appear in this catalogue are correct.

PUERTA MILLENNIUM PLUS
Relación de accesorios

MILLENNIUM PLUS DOOR
Accessories list

REFERENCIA REFERENCE	DESCRIPCIÓN DESCRIPTION	COLOR COLOUR	TIPO TYPE	PÁG PAG
202602	Bisagra Mecanica de 2 palas 2 lever mechanical hinge	Blanco White	Bisagra Hinge	147
202605	Bisagra Mecanica de 3 palas 3 lever mechanical hinge	Blanco White	Bisagra Hinge	147
202606	Bisagra Mecanica de 2 palas 2 lever mechanical hinge	Negro Black	Bisagra Hinge	147
202607	Bisagra Mecanica de 3 palas 3 lever mechanical hinge	Negro Black	Bisagra Hinge	147
207003	Burlete puerta apertura interior Open in door brush gasket	Gris Gray	Juntas Gaskets	165
207004	Escuadra alineamiento Alignment cleat	Sin color No colour	Escuadra alineamiento Alignment cleat	161
212007	Escuadra alineamiento Alignment cleat	Sin color No colour	Escuadra alineamiento Alignment cleat	162
212008	Escuadra alineamiento Alignment cleat	Sin color No colour	Escuadra alineamiento Alignment cleat	161
212601	Plantilla bisagras Mechanica Mechanical hinges template	Sin color No colour	Bisagra Hinge	150
232401	Cepillo 7x11 mm 7x11 mm wool pile	Sin color No colour	Juntas Gaskets	165
237008	Adaptador de contraplaca Bisagra Mechanica Mechanical hinge counterplate adapter	Sin color No colour	Bisagra Hinge	147
237201	Junta interior Inner gasket	Sin color No colour	Juntas Gaskets	166
238297	Tornillo fijación goterón Raindrop clamping screw	Sin color No colour	Tornillería Screws	182
240124	Junta exterior acristalamiento 3,6 mm Glazing outer gasket 3,6 mm	Sin color No colour	Juntas Gaskets	166
240135	Junta interior acristalamiento 4 mm Glazing inner gasket 4 mm	Sin color No colour	Juntas Gaskets	166
240136	Junta interior acristalamiento 6 mm Glazing inner gasket 6 mm	Sin color No colour	Juntas Gaskets	167
240137	Junta exterior de sellado Sealing external gasket	Sin color No colour	Juntas Gaskets	166
240143	Pasacables oculto Concealed cord cover	Sin color No colour	Varios Various	189
240153	Pasacables visto Visible cord cover	Sin color No colour	Varios Various	189
240287	Tapón guardapolvo Dust cover	Sin color No colour	Varios Various	189
242701	Junta interior de acristalar 5 mm Glazing inner gasket 5 mm	Sin color No colour	Juntas Gaskets	167
242831	Escuadra alineamiento Alignment cleat	Sin color No colour	Escuadra alineamiento Alignment cleat	162
246830	Escuadra de bala Bullet cleat	Sin color No colour	Escuadra principal/secundaria Main cleat/secondary	163
250092	Junta interior de acristalamiento 9 mm Glazing inner gasket 9 mm	Sin color No colour	Juntas Gaskets	167
250097	Junta acristalamiento globo 7 mm. Glazing balloon gasket 7 mm	Sin color No colour	Juntas Gaskets	166
250098	Junta acristalamiento globo 8 mm. Glazing balloon gasket 8 mm	Sin color No colour	Juntas Gaskets	166

PUERTA MILLENNIUM PLUS
Relación de accesorios

MILLENNIUM PLUS DOOR
Accessories list

REFERENCIA REFERENCE	DESCRIPCIÓN DESCRIPTION	COLOR COLOUR	TIPO TYPE	PÁG PAG
250621	Tapa unión de marcos con refuerzo Frame joint end plates with reinforcement	Color Colour	Tapas Covers	179
250626	Juego tapas goterón Raindrop end plates set	Color Colour	Tapas Covers	178
257201	Tapa unión de marcos con refuerzo Frame joint end plates with reinforcement	Negro Black	Tapas Covers	179
257211	Tapa unión de marcos con refuerzo Frame joint end plates with reinforcement	Blanco White	Tapas Covers	179
257212	Tapa unión de marcos con refuerzo Frame joint end plates with reinforcement	Plata claro Light silver	Tapas Covers	179
257213	Tapa unión de marcos con refuerzo Frame joint end plates with reinforcement	Plata oscuro Dark silver	Tapas Covers	179
257214	Tapa unión de marcos con refuerzo Frame joint end plates with reinforcement	7016CM 7016CM	Tapas Covers	179
257215	Tapa unión de marcos con refuerzo Frame joint end plates with reinforcement	9010CM 9010CM	Tapas Covers	179
257216	Tapa unión de marcos con refuerzo Frame joint end plates with reinforcement	Lacado Inox Inox powder coating	Tapas Covers	179
258206	Juego tapas goterón Raindrop end plates set	Negro Black	Tapas Covers	178
258207	Juego tapas goterón Raindrop end plates set	Caramelo Caramel	Tapas Covers	178
258209	Juego tapas goterón Raindrop end plates set	Marrón Brown	Tapas Covers	178
258216	Juego tapas goterón Raindrop end plates set	Blanco White	Tapas Covers	178
258224	Juego tapas goterón Raindrop end plates set	Plata claro Light silver	Tapas Covers	178
258225	Juego tapas goterón Raindrop end plates set	Plata oscuro Dark silver	Tapas Covers	178
258227	Juego tapas goterón Raindrop end plates set	7016CM 7016CM	Tapas Covers	178
258228	Juego tapas goterón Raindrop end plates set	Lacado Inox Inox powder coating	Tapas Covers	178
258229	Juego tapas goterón Raindrop end plates set	9010CM 9010CM	Tapas Covers	178
262304	Juego de tapas vierteaguas inferior puerta Door bottom rain gutter cap set	Sin color No colour	Tapas Covers	178
262305	Grapa vierteaguas inferior COR-2304 COR-2304 bottom rain gutter clip	Sin color No colour	Grapa Clip	165
262625	Bisagra Mecanica de 3 palas 3 lever mechanical hinge	Plata claro Light silver	Bisagra Hinge	147
262626	Bisagra Mecanica de 3 palas 3 lever mechanical hinge	Plata oscuro Dark silver	Bisagra Hinge	147
262627	Bisagra Mecanica de 2 palas 2 lever mechanical hinge	Plata claro Light silver	Bisagra Hinge	147
262628	Bisagra Mecanica de 2 palas 2 lever mechanical hinge	Plata oscuro Dark silver	Bisagra Hinge	147
270200	Cinta estanqueidad zona bisagras Watertightness strip hinge area	Sin color No colour	Varios Various	187
272006	Manilla doble puerta estrecha Narrow door double handle	Blanco White	Manillas y cremonas Handles & cremones	172

REFERENCIA REFERENCE	DESCRIPCIÓN DESCRIPTION	COLOR COLOUR	TIPO TYPE	PÁG PAG
272016	Manilla doble puerta estrecha Narrow door double handle	Negro Black	Manillas y cremonas Handles & cremones	172
272024	Manilla doble puerta estrecha Narrow door double handle	Plata claro Light silver	Manillas y cremonas Handles & cremones	172
272025	Manilla doble puerta estrecha Narrow door double handle	Plata oscuro Dark silver	Manillas y cremonas Handles & cremones	172
272028	Manilla doble puerta estrecha Narrow door double handle	Color Colour	Manillas y cremonas Handles & cremones	172
272038	Manilla doble puerta estrecha Narrow door double handle	Inox Inox	Manillas y cremonas Handles & cremones	172
272621	Bisagra Mecanica de 2 palas 2 lever mechanical hinge	Color Colour	Bisagra Hinge	147
272622	Bisagra Mecanica de 3 palas 3 lever mechanical hinge	Color Colour	Bisagra Hinge	147
274210	Tornillos DIN965 M5x45 DIN965 M5x45 screws	Sin color No colour	Tornillería Screws	185
277004	Escuadra alineamiento Alignment cleat	Sin color No colour	Escuadra alineamiento Alignment cleat	162
277321	Calzo para vidrio 10 mm. Wedges for glass 10 mm.	Sin color No colour	Asiento vidrio Glass wedge	147
280005	Tuerca remachable M5 Rivet nut M5	Sin color No colour	Tornillería Screws	185
282730	Escuadra alineamiento Alignment cleat	Sin color No colour	Escuadra alineamiento Alignment cleat	162
283500	Espuma aislante de 30 mm x 10 mm 30 mmx10 mm isolation foam	Sin color No colour	Varios Various	188
287300	Aislante galce de 35 x 5 mm 35x5 mm isolation rebate profile	Sin color No colour	Varios Various	187
287310	Escuadra alineamiento Alignment cleat	Sin color No colour	Escuadra alineamiento Alignment cleat	162
292243	Tope travesaño Transom block	Sin color No colour	Tope travesaño interior/exterior Internal/external transom stop	181
292602	Kit fijación placas bisagra Mechanica 2P 2P mechanical hinge plate fixation kit	Sin color No colour	Bisagra Hinge	150
292603	Kit fijación placas bisagra Mechanica 3P 3P mechanical hinge plate fixation kit	Sin color No colour	Bisagra Hinge	150
292608	Bisagra Mecanica de 2 palas 2 lever mechanical hinge	Anodizado plata Silver anodised	Bisagra Hinge	147
296838	Escuadra alineamiento Alignment Cleat	Sin color No colour	Escuadra alineamiento Alignment cleat	162
300015	Espuma aislante de 30 mm x 15 mm 30 mmx15 mm isolation foam	Sin color No colour	Varios Various	188
300921	Bisagra aplacar 2 palas 2 lever relief hinge	Negro Black	Bisagra Hinge	147
300922	Bisagra aplacar 2 palas 2 lever relief hinge	Blanco White	Bisagra Hinge	147
300923	Bisagra aplacar 2 palas 2 lever relief hinge	PLATA-EV SILVER-EV	Bisagra Hinge	147
300924	Bisagra aplacar 2 palas 2 lever relief hinge	Color Colour	Bisagra Hinge	147
300925	Bisagra aplacar 2 palas 2 lever relief hinge	Lacado Inox Inox powder coating	Bisagra Hinge	147

REFERENCIA REFERENCE	DESCRIPCIÓN DESCRIPTION	COLOR COLOUR	TIPO TYPE	PÁG PAG
300926	Bisagra aplacar 2 palas 2 lever relief hinge	Plata claro Light silver	Bisagra Hinge	147
300927	Bisagra aplacar 2 palas 2 lever relief hinge	Plata oscuro Dark silver	Bisagra Hinge	147
300931	Bisagra aplacar 3 palas 3 lever relief hinge	Negro Black	Bisagra Hinge	148
300932	Bisagra aplacar 3 palas 3 lever relief hinge	Blanco White	Bisagra Hinge	148
300933	Bisagra aplacar 3 palas 3 lever relief hinge	PLATA-EV SILVER-EV	Bisagra Hinge	148
300934	Bisagra aplacar 3 palas 3 lever relief hinge	Color Colour	Bisagra Hinge	148
300935	Bisagra aplacar 3 palas 3 lever relief hinge	Lacado Inox Inox powder coating	Bisagra Hinge	148
300936	Bisagra aplacar 3 palas 3 lever relief hinge	Plata claro Light silver	Bisagra Hinge	148
300937	Bisagra aplacar 3 palas 3 lever relief hinge	Plata oscuro Dark silver	Bisagra Hinge	148
301005	Cerradero pasador superior Top bolt latch	Sin color No colour	Cerradero y cerradura Striker and lock	156
301006	Pasador superior Top bolt	Sin color No colour	Pasador Pin	177
301007	Pasador inferior Bottom bolt	Sin color No colour	Pasador Pin	177
301008	Pletina 400 mm pasador superior 400 mm plate top bolt	Sin color No colour	Pasador Pin	177
301011	Bisagra canal 2 palas 2 lever groove hinge	Blanco White	Bisagra Hinge	149
301012	Bisagra canal 2 palas 2 lever groove hinge	Negro Black	Bisagra Hinge	149
301015	Bisagra canal 2 palas 2 lever groove hinge	Color Colour	Bisagra Hinge	149
301016	Bisagra canal 2 palas 2 lever groove hinge	Lacado Inox Inox powder coating	Bisagra Hinge	149
301017	Bisagra canal 2 palas 2 lever groove hinge	Plata claro Light silver	Bisagra Hinge	149
301018	Bisagra canal 2 palas 2 lever groove hinge	Plata oscuro Dark silver	Bisagra Hinge	149
301021	Bisagra canal 3 palas 3 lever groove hinge	Blanco White	Bisagra Hinge	149
301022	Bisagra canal 3 palas 3 lever groove hinge	Negro Black	Bisagra Hinge	149
301025	Bisagra canal 3 palas 3 lever groove hinge	Color Colour	Bisagra Hinge	149
301026	Bisagra canal 3 palas 3 lever groove hinge	Lacado Inox Inox powder coating	Bisagra Hinge	149
301027	Bisagra canal 3 palas 3 lever groove hinge	Plata claro Light silver	Bisagra Hinge	149
301028	Bisagra canal 3 palas 3 lever groove hinge	Plata oscuro Dark silver	Bisagra Hinge	149
301050	Cerradura 1 punto 1 point latch	Sin color No colour	Cerradero y cerradura Striker and lock	156

PUERTA MILLENNIUM PLUS
Relación de accesorios

MILLENNIUM PLUS DOOR
Accessories list

REFERENCIA REFERENCE	DESCRIPCIÓN DESCRIPTION	COLOR COLOUR	TIPO TYPE	PÁG PAG
301051	Cerradura 3 puntos 3 point latch	Sin color No colour	Cerradero y cerradura Striker and lock	156
301052	Cerradura 3 puntos automática Automatic 3 point latch	Sin color No colour	Cerradero y cerradura Striker and lock	156
301053	Cerradura 3 puntos automática electrónica derecha Right electronic automatic 3 point latch	Sin color No colour	Cerradero y cerradura Striker and lock	156
301054	Cerradura 3 puntos automática electrónica izquierda Left electronic automatic 3 point latch	Sin color No colour	Cerradero y cerradura Striker and lock	157
301055	Picaporte rodillo Roller latch	Sin color No colour	Cerradero y cerradura Striker and lock	160
301058	Extensión cierre adicional cerradura 1P Latch 1P aditional lock extension	Sin color No colour	Cerradero y cerradura Striker and lock	158
301060	Cerradero central derecha Right central latch	Sin color No colour	Cerradero y cerradura Striker and lock	155
301061	Cerradero central izquierda Left central latch	Sin color No colour	Cerradero y cerradura Striker and lock	155
301062	Cerradero para portero eléctrico Intercom latch	Sin color No colour	Cerradero y cerradura Striker and lock	156
301063	Apoyo deslizante cerradero portero eléctrico Sliding support for intercom latch	Sin color No colour	Cerradero y cerradura Striker and lock	154
301066	Cerradero extremo End latch	Sin color No colour	Cerradero y cerradura Striker and lock	155
301070	Cerradero listón cerradura 3 puntos derecha Bar latch right 3 point latch	Sin color No colour	Cerradero y cerradura Striker and lock	155
301071	Cerradero listón cerradura 3 puntos izquierda Bar latch left 3 point latch	Sin color No colour	Cerradero y cerradura Striker and lock	156
301075	Escáner huellas digitales cerradura electrónica Electronic lock digital fingerprint scanner	Sin color No colour	Cerradero y cerradura Striker and lock	158
301110	Tornillos DIN965 M5x100 DIN965 M5x100 screws	Sin color No colour	Tornillería Screws	185
301158	Cuadradillo 8 mm x 114 mm 8 mm x 114 mm square spindle	Sin color No colour	Manillas y cremonas Handles & cremones	171
301220	Cuadradillo interior manilla Internal handle spindle	Sin color No colour	Varios Various	187
301242	Cable de 8 m de 3 hilos con centralita 8 m 3 wire cord with switchboard	Sin color No colour	Varios Various	187
301243	Cable de 8 m de 3 hilos 8 m 3 wire cord	Sin color No colour	Varios Various	187
301245	Pasacables visto Visible cord cover	Sin color No colour	Varios Various	189
301248	Indicador LED de función - centralita LED function indicator - switchboard	Sin color No colour	Varios Various	188
301249	Fuente de alimentación Power supply	Sin color No colour	Varios Various	188
301253	Cerradura 3P electromecánica 3P electromechanical lock	Sin color No colour	Cerradero y cerradura Striker and lock	157
301254	Cerradura 3P electromecánica, salida emergencia 3P electromechanical lock, emergency exit	Sin color No colour	Cerradero y cerradura Striker and lock	157
301256	Juego de contactores marco Frame contactor set	Sin color No colour	Varios Various	188
301257	Juego de contactores hoja Sash contactor set	Sin color No colour	Varios Various	188

PUERTA MILLENNIUM PLUS
Relación de accesorios

MILLENNIUM PLUS DOOR
Accessories list

REFERENCIA REFERENCE	DESCRIPCIÓN DESCRIPTION	COLOR COLOUR	TIPO TYPE	PÁG PAG
301258	Juego de contactores hoja, bisagras ocultas Sash contactor set, concealed hinges	Sin color No colour	Varios Various	188
301259	Receptor radio transpondedor Transponder radio receiver	Sin color No colour	Varios Various	189
301260	Transpondedor usuario User transponder	Sin color No colour	Varios Various	190
301261	Emisor de radio 3 canales 3 channel radio transmitter	Sin color No colour	Varios Various	187
301262	Acceso Smart-Touch Smart-Touch access	Sin color No colour	Varios Various	186
301265	Cerradero extremo puerta Door end latch	Sin color No colour	Cerradero y cerradura Striker and lock	155
301267	Cerradero listón 3 puntos derecha puerta 3 point bar latch door right	Sin color No colour	Cerradero y cerradura Striker and lock	155
301268	Cerradero listón 3 puntos izquierda puerta 3 point bar latch door left	Sin color No colour	Cerradero y cerradura Striker and lock	155
301270	Juego contactos magnéticos cerraderos Set of striker magnetic contacts	Sin color No colour	Cerradero y cerradura Striker and lock	159
301271	Juego contactos magnéticos cerraderos Set of striker magnetic contacts	Sin color No colour	Varios Various	188
301272	Cerradero contacto motor Engine contact strike	Sin color No colour	Varios Various	187
301274	Tarjetero de proximidad Proximity cardholder	Sin color No colour	Varios Various	189
301275	Teclado numérico Numeric keyboard	Sin color No colour	Varios Various	190
301283	Barra antipánico puerta FR (hoja activa) FR door anti-panic push bar (active sash)	Anodizado plata Silver anodised	Cerradero y cerradura Striker and lock	154
301284	Barra antipánico puerta FR (hoja activa) FR door anti-panic push bar (active sash)	Acero inoxidable Stainless steel	Cerradero y cerradura Striker and lock	154
302039	Manilla doble puerta estrecha Narrow door double handle	Lacado Inox Inox powder coating	Manillas y cremonas Handles & cremones	172
303655	Bombillo 35+55 L.L.simple 35+55 cylinder L.L. simple	Sin color No colour	Bombillo Cylinder	152
303656	Bombillo 35+55 L.L. seguridad 35+55 cylinder L.L. security	Sin color No colour	Bombillo Cylinder	152
307000	Espuma aislante de 35 mm x 10 mm Insulating foam of 35 mm x 10 mm	Sin color No colour	Varios Various	188
307121	Aislante galce de 38 mm x 12.5 mm 38x12,5 mm isolation rebate profile	Sin color No colour	Varios Various	187
307600	Junta umbral puerta Door threshold joint profile	Negro Black	Juntas Gaskets	167
307602	Kit fijación bisagra Mechanica 2P 2P mechanical hinge plate fixation kit	Sin color No colour	Bisagra Hinge	150
307603	Kit fijación bisagra Mechanica 3P 3P mechanical hinge plate fixation kit	Sin color No colour	Bisagra Hinge	150
307610	Junta batiente Millennium Plus Millennium Plus swing joint profile	Sin color No colour	Juntas Gaskets	166
307620	Escuadra tetón cuadrado Square teton cleat	Sin color No colour	Escuadra principal Main cleat	163
307623	Junta batiente Swing joint profile	Sin color No colour	Juntas Gaskets	166

REFERENCIA REFERENCE	DESCRIPCIÓN DESCRIPTION	COLOR COLOUR	TIPO TYPE	PÁG PAG
307624	Junta estanqueidad umbral puerta Door threshold watertightness joint profile	Sin color No colour	Juntas Gaskets	166
307630	Escuadra tetón cuadrado Square teton cleat	Sin color No colour	Escuadra principal Main cleat	163
307633	Juego tapas laterales remate portagomas Rubber holder finishing lateral cap set	Sin color No colour	Tapas Covers	178
307640	Juego tapas inversoras Inverter cap set	Sin color No colour	Tapas Covers	178
307650	Bisagra antipalanca oculta Concealed anti lever hinge	Sin color No colour	Cerradero y cerradura Striker and lock	155
307660	Juego tapas laterales umbral puerta Door threshold lateral cap set	Sin color No colour	Tapas Covers	178
307690	Juego fresas travesaño Transom miller set	Sin color No colour	Fresa Miller	164
307695	Juego fresas umbral Threshold miller set	Sin color No colour	Fresa Miller	164
307696	Juego fresas umbral Threshold miller set	Sin color No colour	Fresa Miller	165
307898	Troquel serie puertas con pulmón neumático Door series punch tool with pneumatic chamber	Sin color No colour	Troquel Punch tool	186
307899	Troquel serie puertas Door series punch tool	Sin color No colour	Troquel Punch tool	186
308301	Manilla puerta Cortizo drch. Cortizo door handle right	Blanco White	Manillas y cremonas Handles & cremones	173
308302	Manilla puerta Cortizo drch. Cortizo door handle right	Negro Black	Manillas y cremonas Handles & cremones	173
308305	Manilla puerta Cortizo drch. Cortizo door handle right	Color Colour	Manillas y cremonas Handles & cremones	173
308308	Manilla puerta Cortizo drch. Cortizo door handle right	Lacado Inox Inox powder coating	Manillas y cremonas Handles & cremones	173
308312	Manilla puerta Cortizo drch. Cortizo door handle right	Marrón Brown	Manillas y cremonas Handles & cremones	173
308313	Manilla puerta Cortizo drch. Cortizo door handle right	Plata claro Light silver	Manillas y cremonas Handles & cremones	173
308314	Manilla puerta Cortizo drch. Cortizo door handle right	Plata oscuro Dark silver	Manillas y cremonas Handles & cremones	173
308315	Manilla puerta Cortizo drch. Cortizo door handle right	7016CM 7016CM	Manillas y cremonas Handles & cremones	173
308316	Manilla puerta Cortizo drch. Cortizo door handle right	9010CM 9010CM	Manillas y cremonas Handles & cremones	173
308501	Manilla doble puerta Cortizo Cortizo double door handle	Blanco White	Manillas y cremonas Handles & cremones	172
308502	Manilla doble puerta Cortizo Cortizo double door handle	Negro Black	Manillas y cremonas Handles & cremones	172
308505	Manilla doble puerta Cortizo Cortizo double door handle	Color Colour	Manillas y cremonas Handles & cremones	172
308508	Manilla doble puerta Cortizo Cortizo double door handle	Lacado Inox Inox powder coating	Manillas y cremonas Handles & cremones	172
308512	Manilla doble puerta Cortizo Cortizo double door handle	Marrón Brown	Manillas y cremonas Handles & cremones	172
308513	Manilla doble puerta Cortizo Cortizo double door handle	Plata claro Light silver	Manillas y cremonas Handles & cremones	172

REFERENCIA REFERENCE	DESCRIPCIÓN DESCRIPTION	COLOR COLOUR	TIPO TYPE	PÁG PAG
308514	Manilla doble puerta Cortizo Cortizo double door handle	Plata oscuro Dark silver	Manillas y cremonas Handles & cremones	172
308515	Manilla doble puerta Cortizo Cortizo double door handle	7016CM 7016CM	Manillas y cremonas Handles & cremones	172
308516	Manilla doble puerta Cortizo Cortizo double door handle	9010CM 9010CM	Manillas y cremonas Handles & cremones	172
308640	Juego tapas inversor puerta MP80 Door inverter cap set MP80	Sin color No colour	Tapas Covers	178
308660	Juego tapas laterales umbral puerta MP80 Door threshold lateral cap set MP80	Sin color No colour	Tapas Covers	178
310910	Bisagra puerta oculta Concealed door hinge	Sin color No colour	Bisagra Hinge	150
310920	Juego calzos bisagra oculta Concealed hinge wedge set	Sin color No colour	Bisagra Hinge	150
310930	Plantilla bisagras Hahn 2 cuerpos 2 bodies Hahn hinge set template	Sin color No colour	Bisagra Hinge	150
310933	Plantilla bisagras Hahn 3 cuerpos 2 bodies Hahn hinge set template	Sin color No colour	Bisagra Hinge	150
311080	Protector seguridad de bombillo Cylinder security protector	Cromado Chrome	Bombillo Cylinder	154
311081	Protector seguridad de bombillo Cylinder security protector	Negro Black	Bombillo Cylinder	154
311085	Tapón cubre tornillos Screw cover	Negro Black	Varios Various	189
312602	Bisagra Mecanica de 2 palas 2 lever mechanical hinge	Lacado Inox Inox powder coating	Bisagra Hinge	147
312605	Bisagra Mecanica de 3 palas 3 lever mechanical hinge	Lacado Inox Inox powder coating	Bisagra Hinge	147
317121	Calzo para vidrio hoja Sash glazing wedge	Sin color No colour	Asiento vidrio Glass wedge	147
317150	Bicomponente Cortizo Cortizo bicomponent	Sin color No colour	Varios Various	187
317151	Dosificador para bicomponente Dispenser for bicomponent	Sin color No colour	Varios Various	187
317152	Pistola para bicomponente Spray gun for bicomponent	Sin color No colour	Varios Various	189
317690	Juego fresas travesaño Transom miller set	Sin color No colour	Fresa Miller	164
317961	Aireador rejilla interior con remate exterior Internal trickle vent with outside finishing	Blanco White	Aireadores Aireators	145
317962	Aireador rejilla interior con remate exterior Internal trickle vent with outside finishing	Negro Black	Aireadores Aireators	145
317963	Aireador rejilla interior con remate exterior Internal trickle vent with outside finishing	Color Colour	Aireadores Aireators	145
317964	Aireador rejilla interior con remate exterior Internal trickle vent with outside finishing	Lacado Inox Inox powder coating	Aireadores Aireators	145
317969	Aireador rejilla interior con remate exterior Internal trickle vent with outside finishing	Marrón Brown	Aireadores Aireators	145
317971	Tapas laterales plástico Lateral plastic end plates	Blanco White	Aireadores Aireators	145
317972	Tapas laterales plástico Lateral plastic end plates	Negro Black	Aireadores Aireators	145

PUERTA MILLENNIUM PLUS
Relación de accesorios

MILLENNIUM PLUS DOOR
Accessories list

REFERENCIA REFERENCE	DESCRIPCIÓN DESCRIPTION	COLOR COLOUR	TIPO TYPE	PÁG PAG
317973	Tapas laterales plástico Lateral plastic end plates	Plata Silver	Aireadores Aireators	145
318014	Tirador de puerta 45° inox mate 400 mm 45° door pull stainless matt 400 mm	Sin color No colour	Tiradores Pull handles	180
318024	Tirador de puerta recto inox mate - 400 mm Straight door pull stainless matt 400 mm	Sin color No colour	Tiradores Pull handles	181
318034	Tirador de puerta V inox mate - 332 mm V door pull stainless matt-332 mm	Sin color No colour	Tiradores Pull handles	180
318044	Tirador puerta media luna Inox Mate 332 mm Half moon door pull stainless matt 332mm	Sin color No colour	Tiradores Pull handles	181
318054	Tirador de puerta curvado Inox Mate 332 mm Curved door pull stainless matt 332mm	Sin color No colour	Tiradores Pull handles	180
318082	Kit fijación para tiradores interior-exterior inox Inside-outside stainless door pulls fixation kit	Sin color No colour	Tiradores Pull handles	179
318301	Manilla puerta Cortizo Izqd Cortizo door handle left	Blanco White	Manillas y cremonas Handles & cremones	173
318302	Manilla puerta Cortizo Izqd Cortizo door handle left	Negro Black	Manillas y cremonas Handles & cremones	173
318305	Manilla puerta Cortizo Izqd Cortizo door handle left	Color Colour	Manillas y cremonas Handles & cremones	173
318308	Manilla puerta Cortizo Izqd Cortizo door handle left	Lacado Inox Inox powder coating	Manillas y cremonas Handles & cremones	173
318312	Manilla puerta Cortizo Izqd Cortizo door handle left	Marrón Brown	Manillas y cremonas Handles & cremones	173
318313	Manilla puerta Cortizo Izqd Cortizo door handle left	Plata claro Light silver	Manillas y cremonas Handles & cremones	173
318314	Manilla puerta Cortizo Izqd Cortizo door handle left	Plata oscuro Dark silver	Manillas y cremonas Handles & cremones	173
318315	Manilla puerta Cortizo Izqd Cortizo door handle left	7016CM 7016CM	Manillas y cremonas Handles & cremones	173
318316	Manilla puerta Cortizo Izqd Cortizo door handle left	9010CM 9010CM	Manillas y cremonas Handles & cremones	173
318601	Manilla doble de puerta Cortizo con escudo para bombillo Cortizo double door handle with shield for cylinder	Blanco White	Manillas y cremonas Handles & cremones	172
318602	Manilla doble de puerta Cortizo con escudo para bombillo Cortizo double door handle with shield for cylinder	Negro Black	Manillas y cremonas Handles & cremones	172
318605	Manilla doble de puerta Cortizo con escudo para bombillo Cortizo double door handle with shield for cylinder	Color Colour	Manillas y cremonas Handles & cremones	172
318608	Manilla doble de puerta Cortizo con escudo para bombillo Cortizo double door handle with shield for cylinder	Lacado Inox Inox powder coating	Manillas y cremonas Handles & cremones	172
318613	Manilla doble de puerta Cortizo con escudo para bombillo Cortizo double door handle with shield for cylinder	Plata claro Light silver	Manillas y cremonas Handles & cremones	172
318614	Manilla doble de puerta Cortizo con escudo para bombillo Cortizo double door handle with shield for cylinder	Plata oscuro Dark silver	Manillas y cremonas Handles & cremones	172
318615	Manilla doble de puerta Cortizo con escudo para bombillo Cortizo double door handle with shield for cylinder	7016CM 7016CM	Manillas y cremonas Handles & cremones	172
318616	Manilla doble de puerta Cortizo con escudo para bombillo Cortizo double door handle with shield for cylinder	9010CM 9010CM	Manillas y cremonas Handles & cremones	172
319090	Casquillo porta-fresas Miller-carrying casing	Sin color No colour	Fresa Miller	164
320023	Espuma aislante de 40 mm x 5 mm Insulating foam of 40 mm x 5 mm	Sin color No colour	Varios Various	188

REFERENCIA REFERENCE	DESCRIPCIÓN DESCRIPTION	COLOR COLOUR	TIPO TYPE	PÁG PAG
320025	Espuma aislante de 25 mm x 5 mm Insulating foam of 25 mm x 5 mm	Sin color No colour	Varios Various	188
320221	Bisagra aplacar 2P 20/46.5 para contraplacas 2P 20/46,5 relief hinge for counterplates	Blanco White	Bisagra Hinge	148
320222	Bisagra aplacar 2P 20/46.5 para contraplacas 2P 20/46,5 relief hinge for counterplates	Negro Black	Bisagra Hinge	148
320225	Bisagra aplacar 2P 20/46.5 para contraplacas 2P 20/46,5 relief hinge for counterplates	Color Colour	Bisagra Hinge	148
320226	Bisagra aplacar 2P 20/46.5 para contraplacas 2P 20/46,5 relief hinge for counterplates	Plata claro Light silver	Bisagra Hinge	148
320227	Bisagra aplacar 2P 20/46.5 para contraplacas 2P 20/46,5 relief hinge for counterplates	Plata oscuro Dark silver	Bisagra Hinge	148
320228	Bisagra aplacar 2P 20/46.5 para contraplacas 2P 20/46,5 relief hinge for counterplates	Lacado Inox Inox powder coating	Bisagra Hinge	148
320229	Bisagra aplacar 2P 20/46.5 para contraplacas 2P 20/46,5 relief hinge for counterplates	7016CM 7016CM	Bisagra Hinge	148
320239	Bisagra aplacar 2P 20/46.5 para contraplacas 2P 20/46,5 relief hinge for counterplates	9010CM 9010CM	Bisagra Hinge	148
320300	Plantilla bisagras aplacar STAC STAC relief hinge template	Sin color No colour	Bisagra Hinge	151
320321	Bisagra aplacar 3P 20/46.5 para contraplacas 3P 20/46,5 relief hinge for counterplates	Blanco White	Bisagra Hinge	148
320322	Bisagra aplacar 3P 20/46.5 para contraplacas 3P 20/46,5 relief hinge for counterplates	Negro Black	Bisagra Hinge	148
320325	Bisagra aplacar 3P 20/46.5 para contraplacas 3P 20/46,5 relief hinge for counterplates	Color Colour	Bisagra Hinge	148
320326	Bisagra aplacar 3P 20/46.5 para contraplacas 3P 20/46,5 relief hinge for counterplates	Plata claro Light silver	Bisagra Hinge	148
320327	Bisagra aplacar 3P 20/46.5 para contraplacas 3P 20/46,5 relief hinge for counterplates	Plata oscuro Dark silver	Bisagra Hinge	148
320328	Bisagra aplacar 3P 20/46.5 para contraplacas 3P 20/46,5 relief hinge for counterplates	Lacado Inox Inox powder coating	Bisagra Hinge	148
320329	Bisagra aplacar 3P 20/46.5 para contraplacas 3P 20/46,5 relief hinge for counterplates	7016CM 7016CM	Bisagra Hinge	148
320339	Bisagra aplacar 3P 20/46.5 para contraplacas 3P 20/46,5 relief hinge for counterplates	9010CM 9010CM	Bisagra Hinge	148
320421	Bisagra aplacar 2P 20/46.5 fijación directa 2P 20/46,5 relief hinge direct fixation	Blanco White	Bisagra Hinge	148
320422	Bisagra aplacar 2P 20/46.5 fijación directa 2P 20/46,5 relief hinge direct fixation	Negro Black	Bisagra Hinge	148
320425	Bisagra aplacar 2P 20/46.5 fijación directa 2P 20/46,5 relief hinge direct fixation	Color Colour	Bisagra Hinge	148
320426	Bisagra aplacar 2P 20/46.5 fijación directa 2P 20/46,5 relief hinge direct fixation	Plata claro Light silver	Bisagra Hinge	148
320427	Bisagra aplacar 2P 20/46.5 fijación directa 2P 20/46,5 relief hinge direct fixation	Plata oscuro Dark silver	Bisagra Hinge	148
320428	Bisagra aplacar 2P 20/46.5 fijación directa 2P 20/46,5 relief hinge direct fixation	Lacado Inox Inox powder coating	Bisagra Hinge	148
320429	Bisagra aplacar 2P 20/46.5 fijación directa 2P 20/46,5 relief hinge direct fixation	7016CM 7016CM	Bisagra Hinge	148
320439	Bisagra aplacar 2P 20/46.5 fijación directa 2P 20/46,5 relief hinge direct fixation	9010CM 9010CM	Bisagra Hinge	148

REFERENCIA REFERENCE	DESCRIPCIÓN DESCRIPTION	COLOR COLOUR	TIPO TYPE	PÁG PAG
320441	Bisagra aplacar 2P 46,5/46,5 fijación directa 2P 46,5/46,5 relief hinge direct fixation	Blanco White	Bisagra Hinge	148
320442	Bisagra aplacar 2P 46,5/46,5 fijación directa 2P 46,5/46,5 relief hinge direct fixation	Negro Black	Bisagra Hinge	148
320445	Bisagra aplacar 2P 46,5/46,5 fijación directa 2P 46,5/46,5 relief hinge direct fixation	Color Colour	Bisagra Hinge	148
320446	Bisagra aplacar 2P 46,5/46,5 fijación directa 2P 46,5/46,5 relief hinge direct fixation	Plata claro Light silver	Bisagra Hinge	148
320447	Bisagra aplacar 2P 46,5/46,5 fijación directa 2P 46,5/46,5 relief hinge direct fixation	Plata oscuro Dark silver	Bisagra Hinge	148
320448	Bisagra aplacar 2P 46,5/46,5 fijación directa 2P 46,5/46,5 relief hinge direct fixation	Lacado Inox Inox powder coating	Bisagra Hinge	148
320502	Kit fijación bisagras 2P 2P hinge fixation kit	Sin color No colour	Bisagra Hinge	150
320503	Kit fijación bisagras 3P 3P hinge fixation kit	Sin color No colour	Bisagra Hinge	150
320521	Bisagra aplacar 3P 20/46.5 fijación directa 3P 20/46,5 relief hinge direct fixation	Blanco White	Bisagra Hinge	148
320522	Bisagra aplacar 3P 20/46.5 fijación directa 3P 20/46,5 relief hinge direct fixation	Negro Black	Bisagra Hinge	148
320525	Bisagra aplacar 3P 20/46.5 fijación directa 3P 20/46,5 relief hinge direct fixation	Color Colour	Bisagra Hinge	148
320526	Bisagra aplacar 3P 20/46.5 fijación directa 3P 20/46,5 relief hinge direct fixation	Plata claro Light silver	Bisagra Hinge	148
320527	Bisagra aplacar 3P 20/46.5 fijación directa 3P 20/46,5 relief hinge direct fixation	Plata oscuro Dark silver	Bisagra Hinge	148
320528	Bisagra aplacar 3P 20/46.5 fijación directa 3P 20/46,5 relief hinge direct fixation	Lacado Inox Inox powder coating	Bisagra Hinge	148
320529	Bisagra aplacar 3P 20/46.5 fijación directa 3P 20/46,5 relief hinge direct fixation	7016CM 7016CM	Bisagra Hinge	148
320539	Bisagra aplacar 3P 20/46.5 fijación directa 3P 20/46,5 relief hinge direct fixation	9010CM 9010CM	Bisagra Hinge	148
320541	Bisagra aplacar 3P 46,5/46,5 fijación directa 3P 46,5/46,5 relief hinge direct fixation	Blanco White	Bisagra Hinge	149
320542	Bisagra aplacar 3P 46,5/46,5 fijación directa 3P 46,5/46,5 relief hinge direct fixation	Negro Black	Bisagra Hinge	149
320545	Bisagra aplacar 3P 46,5/46,5 fijación directa 3P 46,5/46,5 relief hinge direct fixation	Color Colour	Bisagra Hinge	149
320546	Bisagra aplacar 3P 46,5/46,5 fijación directa 3P 46,5/46,5 relief hinge direct fixation	Plata claro Light silver	Bisagra Hinge	149
320547	Bisagra aplacar 3P 46,5/46,5 fijación directa 3P 46,5/46,5 relief hinge direct fixation	Plata oscuro Dark silver	Bisagra Hinge	149
320548	Bisagra aplacar 3P 46,5/46,5 fijación directa 3P 46,5/46,5 relief hinge direct fixation	Lacado Inox Inox powder coating	Bisagra Hinge	149
320560	Tornillo 60, bisagras fijación directa 60 screw, direct fixation hinges	Sin color No colour	Bisagra Hinge	151
321010	Protector para bombillo Cylinder protector	Sin color No colour	Bombillo Cylinder	154
321011	Protector de seguridad para bombillo con escudo interior Cylinder security protector with inside shield	Sin color No colour	Bombillo Cylinder	153
321012	Suplemento 2mm.para protector de bombillo. 2 mm supplement for cylinder protector	Sin color No colour	Bombillo Cylinder	154

REFERENCIA REFERENCE	DESCRIPCIÓN DESCRIPTION	COLOR COLOUR	TIPO TYPE	PÁG PAG
321111	Cerradura 1P dcha., puerta emergencia 1P lock right, emergency door	Sin color No colour	Cerradero y cerradura Striker and lock	156
321112	Cerradura 1P izda., puerta emergencia 1P lock left, emergency door	Sin color No colour	Cerradero y cerradura Striker and lock	156
321116	Cuadradillo medio 8-9 puerta emergencia L60 8-9 square spindle L60 emergency door	Sin color No colour	Varios Various	187
321118	Cuadradillo medio 8-9 puerta emergencia L80 8-9 square spindle L80 emergency door	Sin color No colour	Varios Various	187
321211	Bocallaves Keyhole	Negro Black	Bombillo Cylinder	151
321212	Bocallaves Keyhole	Blanco White	Bombillo Cylinder	151
321213	Bocallaves Keyhole	PLATA-EV SILVER-EV	Bombillo Cylinder	151
321215	Bocallaves Keyhole	Acero inoxidable Stainless steel	Bombillo Cylinder	151
321231	Manilla puerta Door handle	Negro Black	Manillas y cremonas Handles & cremones	173
321232	Manilla puerta Door handle	Blanco White	Manillas y cremonas Handles & cremones	173
321233	Manilla puerta Door handle	PLATA-EV SILVER-EV	Manillas y cremonas Handles & cremones	173
321235	Manilla puerta Door handle	Acero inoxidable Stainless steel	Manillas y cremonas Handles & cremones	173
321271	Pomo exterior Outside knob	Negro Black	Manillas y cremonas Handles & cremones	175
321272	Pomo exterior Outside knob	Blanco White	Manillas y cremonas Handles & cremones	175
321273	Pomo exterior Outside knob	PLATA-EV SILVER-EV	Manillas y cremonas Handles & cremones	175
321275	Pomo exterior Outside knob	Acero inoxidable Stainless steel	Manillas y cremonas Handles & cremones	175
321809	Bocallaves manilla recta Straight handle keyhole	Marrón Brown	Bombillo Cylinder	151
321811	Bocallaves manilla recta Straight handle keyhole	Negro Black	Bombillo Cylinder	151
321812	Bocallaves manilla recta Straight handle keyhole	Blanco White	Bombillo Cylinder	151
321815	Bocallaves manilla recta Straight handle keyhole	Color Colour	Bombillo Cylinder	151
321816	Bocallaves manilla recta Straight handle keyhole	Lacado Inox Inox powder coating	Bombillo Cylinder	151
321817	Bocallaves manilla recta Straight handle keyhole	Plata claro Light silver	Bombillo Cylinder	151
321818	Bocallaves manilla recta Straight handle keyhole	Plata oscuro Dark silver	Bombillo Cylinder	151
321821	Bocallaves manilla curva Curve handle keyhole	Negro Black	Bombillo Cylinder	151
321822	Bocallaves manilla curva Curve handle keyhole	Blanco White	Bombillo Cylinder	151
321825	Bocallaves manilla curva Curve handle keyhole	Color Colour	Bombillo Cylinder	151

REFERENCIA REFERENCE	DESCRIPCIÓN DESCRIPTION	COLOR COLOUR	TIPO TYPE	PÁG PAG
321826	Bocallaves manilla curva Curve handle keyhole	Lacado Inox Inox powder coating	Bombillo Cylinder	151
321827	Bocallaves manilla curva Curve handle keyhole	Plata claro Light silver	Bombillo Cylinder	151
321828	Bocallaves manilla curva Curve handle keyhole	Plata oscuro Dark silver	Bombillo Cylinder	151
321829	Bocallaves manilla curva Curve handle keyhole	7016CM 7016CM	Bombillo Cylinder	151
321830	Bocallaves manilla curva Curve handle keyhole	9010CM 9010CM	Bombillo Cylinder	151
322610	Servicio puesta en marcha, España. Start-up service, Spain	Sin color No colour	Motorización Motorization	177
322611	Servicio puesta en marcha, Europe-UE. Start-up service, Europe-EU	Sin color No colour	Motorización Motorization	177
322651	Llave acceso exterior Outside access key	Sin color No colour	Motorización Motorization	175
322652	Llave acceso exterior de empotrar Outside embedded access key	Sin color No colour	Motorización Motorization	175
322653	Pulsador de apertura Opening button	Sin color No colour	Motorización Motorization	176
322654	Pulsador de apertura emergencia. Emergency opening button	Rojo Red	Motorización Motorization	176
322655	Teclado numérico CTI CTI keypad	Sin color No colour	Motorización Motorization	177
322662	Radar GC304 GC304 radar	Sin color No colour	Motorización Motorization	176
322670	Receptor de señal Signal receiver	Sin color No colour	Motorización Motorization	176
322671	Emisor de señal Signal transmitter	Sin color No colour	Motorización Motorization	175
327626	Medio bombillo puerta función antipánico Half cylinder door antipanic device	Sin color No colour	Bombillo Cylinder	153
327627	Cilindro puerta función antipánico Cylinder door antipanic device	Sin color No colour	Bombillo Cylinder	153
327628	Cilindro seguridad puerta función antipánico Security cylinder door antipanic device	Sin color No colour	Bombillo Cylinder	153
327680	Cerradura sólo palanca Only lever lock	Sin color No colour	Cerradero y cerradura Striker and lock	157
327681	Cerradero para cerradura sólo palanca Latch for only lever lock	Sin color No colour	Cerradero y cerradura Striker and lock	156
327820	Kit marco y hoja vaivén Kit swing frame and sash	Sin color No colour	Troquel Punch tool	186
327923	Escuadra tetón cuadrado Square teton cleat	Sin color No colour	Escuadra principal Main cleat	162
327924	Escuadra tetón cuadrado Square teton cleat	Sin color No colour	Escuadra secundaria Secondary cleat	163
327965	Aireador rejilla interior con remate exterior Internal trickle vent with outside finishing	Plata claro Light silver	Aireadores Aireators	145
327966	Aireador rejilla interior con remate exterior Internal trickle vent with outside finishing	Plata oscuro Dark silver	Aireadores Aireators	145
327971	Tope travesaño exterior superpuesto Overlapped outer transom cap	Sin color No colour	Tope travesaño exterior External transom stop	181

REFERENCIA REFERENCE	DESCRIPCIÓN DESCRIPTION	COLOR COLOUR	TIPO TYPE	PÁG PAG
327991	Juego de fresas travesaño-divisor Transom-divider miller set	Sin color No colour	Fresa Miller	164
327998	Troquel abisagradas CE CE hinged punch tools	Sin color No colour	Troquel Punch tool	186
327999	Troquel abisagradas CE CE hinged punch tools	Sin color No colour	Troquel Punch tool	186
328200	Manilla doble de puerta - Acero Inoxidable Double door handle-Stainless steel	Acero inoxidable Stainless steel	Manillas y cremonas Handles & cremones	172
328201	Manilla simple de puerta, derecha - Acero Inoxidable Simple door handle, right-Stainless steel	Acero inoxidable Stainless steel	Manillas y cremonas Handles & cremones	174
328202	Manilla simple de puerta, izquierda - Acero Inoxidable Simple door handle, left-Stainless steel	Acero inoxidable Stainless steel	Manillas y cremonas Handles & cremones	174
328626	Medio bombillo puerta función antipánico MP80 Half cylinder door antipanic device MP80	Sin color No colour	Bombillo Cylinder	153
328627	Cilindro puerta función antipánico MP80 Cylinder door antipanic device MP80	Sin color No colour	Bombillo Cylinder	153
328628	Cilindro seguridad puerta función antipánico MP80 Security cylinder door antipanic device MP80	Sin color No colour	Bombillo Cylinder	153
330120	Calce para vidrio 1x20 mm Wedge for 1x20 mm glass	Sin color No colour	Asiento vidrio Glass wedge	145
330124	Calce para vidrio 1x24 mm Wedge for 1x24 mm glass	Sin color No colour	Asiento vidrio Glass wedge	145
330134	Calce para vidrio 1x34 mm Wedge for 1x34 mm glass	Sin color No colour	Asiento vidrio Glass wedge	145
330140	Calce para vidrio 1x40 mm Wedge for 1x40 mm glass	Sin color No colour	Asiento vidrio Glass wedge	145
330319	Calce para vidrio 3x20 mm Wedge for 3x20 mm glass	Sin color No colour	Asiento vidrio Glass wedge	145
330324	Calce para vidrio 3x24 mm Wedge for 3x24 mm glass	Sin color No colour	Asiento vidrio Glass wedge	145
330334	Calce para vidrio 3x34 mm Wedge for 3x34 mm glass	Sin color No colour	Asiento vidrio Glass wedge	146
330340	Calce para vidrio 3x40 mm Wedge for 3x40 mm glass	Sin color No colour	Asiento vidrio Glass wedge	146
330420	Calce para vidrio 4x20 mm Wedge for 4x20 mm glass	Sin color No colour	Asiento vidrio Glass wedge	146
330424	Calce para vidrio 4x24 mm Wedge for 4x24 mm glass	Sin color No colour	Asiento vidrio Glass wedge	146
330434	Calce para vidrio 4x34 mm Wedge for 4x34 mm glass	Sin color No colour	Asiento vidrio Glass wedge	146
330440	Calce para vidrio 4x40 mm Wedge for 4x40 mm glass	Sin color No colour	Asiento vidrio Glass wedge	146
330520	Calce para vidrio 5x20 mm Wedge for 5x20 mm glass	Sin color No colour	Asiento vidrio Glass wedge	146
330524	Calce para vidrio 5x24 mm Wedge for 5x24 mm glass	Sin color No colour	Asiento vidrio Glass wedge	146
330534	Calce para vidrio 5x34 mm Wedge for 5x34 mm glass	Sin color No colour	Asiento vidrio Glass wedge	146
330540	Calce para vidrio 5x40 mm Wedge for 5x40 mm glass	Sin color No colour	Asiento vidrio Glass wedge	146
331062	Cerradero portero eléctrico 24V-DC 24V-DC intercom latch	Sin color No colour	Cerradero y cerradura Striker and lock	156

PUERTA MILLENNIUM PLUS
Relación de accesorios

MILLENNIUM PLUS DOOR
Accessories list

REFERENCIA REFERENCE	DESCRIPCIÓN DESCRIPTION	COLOR COLOUR	TIPO TYPE	PÁG PAG
331817	Bocallaves manilla recta Straight handle keyhole	9010CM 9010CM	Bombillo Cylinder	151
331819	Bocallaves manilla recta Straight handle keyhole	7016CM 7016CM	Bombillo Cylinder	151
334616	Espuma aislante de 45 mm x 10 mm 45 mm x 10 mm isolation foam	Sin color No colour	Varios Various	188
337620	Mecanismo batiente guía Guide swing mechanism	Negro Black	Motorización Motorization	176
337621	Mecanismo batiente guía Guide swing mechanism	Plata Silver	Motorización Motorization	176
337625	Mecanismo batiente brazo Arm swing mechanism	Negro Black	Motorización Motorization	176
337626	Mecanismo batiente brazo Arm swing mechanism	Plata Silver	Motorización Motorization	176
337630	Mecanismo F batiente guía Guide swing F mechanism	Negro Black	Motorización Motorization	176
337631	Mecanismo F batiente guía Guide swing F mechanism	Plata Silver	Motorización Motorization	176
337635	Mecanismo F batiente brazo Arm swing F mechanism	Negro Black	Motorización Motorization	176
337636	Mecanismo F batiente brazo Arm swing F mechanism	Plata Silver	Motorización Motorization	176
337640	Display programador DPS DPS display programmer	Sin color No colour	Motorización Motorization	175
337653	Pulsador de codo 180x90 180x90 elbow button	Sin color No colour	Motorización Motorization	176
337662	Sensor seguridad GC335 L310 GC335 L310 security sensor	Negro Black	Motorización Motorization	176
337663	Sensor seguridad GC335 L310 GC335 L310 security sensor	Plata Silver	Motorización Motorization	176
337664	Sensor seguridad GC335 L900 GC335 L900 security sensor	Negro Black	Motorización Motorization	176
337665	Sensor seguridad GC335 L900 GC335 L900 security sensor	Plata Silver	Motorización Motorization	176
337666	Sensor seguridad GC335 L1400 GC335 L1400 security sensor	Negro Black	Motorización Motorization	176
337667	Sensor seguridad GC335 L1400 GC335 L1400 security sensor	Plata Silver	Motorización Motorization	176
341269	Adhesivo especial gomas, TRANSPARENTE Special adhesive, TRANSPARENT	Sin color No colour	Varios Various	186
341270	Protector anticorrosión herraje Anti-corrosion guard hardware	Sin color No colour	Varios Various	189
341276	Kit mantenimiento PVC BLANCO - Aluminio ANODIZADO Maintenance kit PVC WHITE - ANODIZED Aluminum	Sin color No colour	Varios Various	189
341277	Kit mantenimiento PVC COLOR - Aluminio LACADO Maintenance kit PVC COLOR - POWDER COATING Aluminum	Sin color No colour	Varios Various	189
342636	Cierrapuertas oculto Geze Geze concealed door closer	Sin color No colour	Cerradero y cerradura Striker and lock	157
342637	Guía cierrapuertas Geze Geze door closer guide	Sin color No colour	Cerradero y cerradura Striker and lock	159
342638	Elemento retención guía Geze Geze guide retention element	Sin color No colour	Cerradero y cerradura Striker and lock	158

REFERENCIA REFERENCE	DESCRIPCIÓN DESCRIPTION	COLOR COLOUR	TIPO TYPE	PÁG PAG
342639	Tope de apertura hoja guía Geze Geze guide sash opening block	Sin color No colour	Cerradero y cerradura Striker and lock	160
342705	Grapa para solapes Overlaps clip	Sin color No colour	Grapa Clip	165
342744	Grapa para solapes Overlaps clip	Sin color No colour	Grapa Clip	165
342842	Grapa para solapes Overlaps clip	Sin color No colour	Grapa Clip	165
343555	Bombillo seguridad doble embrague 35+55 L.L. 35+55 L.L. double clutch security cylinder	Sin color No colour	Bombillo Cylinder	153
347635	Escuadra tetón cuadrado Square teton cleat	Sin color No colour	Escuadra secundaria Secondary cleat	163
347791	Fresa complementaria Cor 80 Cor 80 supplementary miller	Sin color No colour	Fresa Miller	164
347901	Junta de dilatación Expansion gasket	Sin color No colour	Juntas Gaskets	166
347998	Troquel de escuadras con pulmón neumático Punch tool with pneumatic chamber for cleats	Sin color No colour	Troquel Punch tool	186
347999	Troquel de escuadras Punch tool with for cleats	Sin color No colour	Troquel Punch tool	186
350205	Kit bloqueo de barra en apertura Kit blocking bar opening	Negro Black	Kit Kit	168
350210	Kit antipánico horizontal 1 punto cierre Horizontal antipanic kit 1 locking point	Negro Black	Kit Kit	167
350211	Kit antipánico horizontal 1 punto cierre Horizontal antipanic kit 1 locking point	Negro Black	Kit Kit	167
350212	Kit antipánico horizontal 1 punto cierre Horizontal antipanic kit 1 locking point	Negro Black	Kit Kit	167
350215	Kit soportes horizontales 1 punto cierre Horizontal supports kit 1 locking point	Negro Black	Kit Kit	169
350216	Kit soportes horizontales 1 punto cierre Horizontal supports kit 1 locking point	Blanco White	Kit Kit	169
350217	Kit soportes horizontales 1 punto cierre Horizontal supports kit 1 locking point	Plata Silver	Kit Kit	169
350218	Kit soportes horizontales 1 punto cierre Horizontal supports kit 1 locking point	PLATA-EV SILVER-EV	Kit Kit	169
350220	Kit antipánico horizontal 2 puntos cierre Horizontal antipanic kit 2 locking points	Negro Black	Kit Kit	168
350221	Kit antipánico horizontal 2 puntos cierre Horizontal antipanic kit 2 locking points	Negro Black	Kit Kit	168
350222	Kit antipánico horizontal 2 puntos cierre Horizontal antipanic kit 2 locking points	Negro Black	Kit Kit	168
350225	Kit soportes verticales 2 puntos cierre Vertical supports kit 2 locking points	Negro Black	Kit Kit	170
350226	Kit soportes verticales 2 puntos cierre Vertical supports kit 2 locking points	Blanco White	Kit Kit	170
350227	Kit soportes verticales 2 puntos cierre Vertical supports kit 2 locking points	Plata Silver	Kit Kit	170
350228	Kit soportes verticales 2 puntos cierre Vertical supports kit 2 locking points	PLATA-EV SILVER-EV	Kit Kit	170
350230	Kit antipánico horizontal 3 puntos cierre Horizontal antipanic kit 3 locking points	Negro Black	Kit Kit	168

REFERENCIA REFERENCE	DESCRIPCIÓN DESCRIPTION	COLOR COLOUR	TIPO TYPE	PÁG PAG
350231	Kit antipánico horizontal 3 puntos cierre Horizontal antipanic kit 3 locking points	Negro Black	Kit Kit	168
350232	Kit antipánico horizontal 3 puntos cierre Horizontal antipanic kit 3 locking points	Negro Black	Kit Kit	168
350235	Kit soportes laterales 3 puntos cierre Lateral supports kit 3 locking points	Negro Black	Kit Kit	170
350236	Kit soportes laterales 3 puntos cierre Lateral supports kit 3 locking points	Blanco White	Kit Kit	170
350237	Kit soportes laterales 3 puntos cierre Lateral supports kit 3 locking points	Plata Silver	Kit Kit	170
350238	Kit soportes laterales 3 puntos cierre Lateral supports kit 3 locking points	PLATA-EV SILVER-EV	Kit Kit	170
350250	Kit varillas verticales Vertical rod kit	Negro Black	Kit Kit	171
350251	Kit varillas verticales Vertical rod kit	Blanco White	Kit Kit	171
350252	Kit varillas verticales Vertical rod kit	Plata Silver	Kit Kit	171
350253	Kit varillas verticales Vertical rod kit	PLATA-EV SILVER-EV	Kit Kit	171
350255	Kit varillas verticales Vertical rod kit	Negro Black	Kit Kit	171
350256	Kit varillas verticales Vertical rod kit	Blanco White	Kit Kit	171
350257	Kit varillas verticales Vertical rod kit	Plata Silver	Kit Kit	171
350258	Kit varillas verticales Vertical rod kit	PLATA-EV SILVER-EV	Kit Kit	171
350260	Kit de cierres extremos alto-bajo Kit high-low end locking	Negro Black	Kit Kit	169
350261	Kit de cierres extremos alto-bajo Kit high-low end locking	Blanco White	Kit Kit	169
350262	Kit de cierres extremos alto-bajo Kit high-low end locking	Plata Silver	Kit Kit	169
350263	Kit de cierres extremos alto-bajo Kit high-low end locking	PLATA-EV SILVER-EV	Kit Kit	169
350265	Kit de cierres laterales sup-inf Kit top-bottom side locking	Negro Black	Kit Kit	169
350266	Kit de cierres laterales sup-inf Kit top-bottom side locking	Blanco White	Kit Kit	169
350267	Kit de cierres laterales sup-inf Kit top-bottom side locking	Plata Silver	Kit Kit	169
350268	Kit de cierres laterales sup-inf Kit top-bottom side locking	PLATA-EV SILVER-EV	Kit Kit	169
350270	Kit de cierres alto-lateral dcha Kit high-lateral locking right	Negro Black	Kit Kit	169
350271	Kit de cierres alto-lateral dcha Kit high-lateral locking right	Blanco White	Kit Kit	169
350272	Kit de cierres alto-lateral dcha Kit high-lateral locking right	Plata Silver	Kit Kit	169
350273	Kit de cierres alto-lateral dcha Kit high-lateral locking right	PLATA-EV SILVER-EV	Kit Kit	169

REFERENCIA REFERENCE	DESCRIPCIÓN DESCRIPTION	COLOR COLOUR	TIPO TYPE	PÁG PAG
350275	Kit de cierres alto-lateral izda Kit high-lateral locking left	Negro Black	Kit Kit	169
350276	Kit de cierres alto-lateral izda Kit high-lateral locking left	Blanco White	Kit Kit	169
350277	Kit de cierres alto-lateral izda Kit high-lateral locking left	Plata Silver	Kit Kit	169
350278	Kit de cierres alto-lateral izda Kit high-lateral locking left	PLATA-EV SILVER-EV	Kit Kit	169
350281	Barra antipánico horizontal Horizontal antipanic bar	Rojo Red	Cerradero y cerradura Striker and lock	154
350282	Barra antipánico horizontal Horizontal antipanic bar	Verde Green	Cerradero y cerradura Striker and lock	154
350283	Barra antipánico horizontal Horizontal antipanic bar	Negro Black	Cerradero y cerradura Striker and lock	154
350285	Barra antipánico horizontal Horizontal antipanic bar	PLATA-EV SILVER-EV	Cerradero y cerradura Striker and lock	154
350291	Barra antipánico horizontal Horizontal antipanic bar	Rojo Red	Cerradero y cerradura Striker and lock	154
350292	Barra antipánico horizontal Horizontal antipanic bar	Verde Green	Cerradero y cerradura Striker and lock	154
350293	Barra antipánico horizontal Horizontal antipanic bar	Negro Black	Cerradero y cerradura Striker and lock	154
350295	Barra antipánico horizontal Horizontal antipanic bar	PLATA-EV SILVER-EV	Cerradero y cerradura Striker and lock	154
350310	Kit antipánico horizontal 1 punto cierre Horizontal antipanic kit 1 locking point	Negro Black	Kit Kit	167
350311	Kit antipánico horizontal 1 punto cierre Horizontal antipanic kit 1 locking point	Negro Black	Kit Kit	167
350320	Kit antipánico horizontal 2 puntos cierre Horizontal antipanic kit 2 locking points	Negro Black	Kit Kit	167
350321	Kit antipánico horizontal 2 puntos cierre Horizontal antipanic kit 2 locking points	Negro Black	Kit Kit	168
350330	Kit antipánico horizontal 3 puntos cierre Horizontal antipanic kit 3 locking points	Negro Black	Kit Kit	168
350331	Kit antipánico horizontal 3 puntos cierre Horizontal antipanic kit 3 locking points	Negro Black	Kit Kit	168
350335	Kit soportes horizontales Lp860 Horizontal supports kit Lp860	Negro Black	Kit Kit	170
350336	Kit soportes horizontales Lp860 Horizontal supports kit Lp860	Negro Black	Kit Kit	170
350337	Kit soportes horizontales Lp860 Horizontal supports kit Lp860	PLATA-EV SILVER-EV	Kit Kit	170
350338	Kit soportes horizontales Lp860 Horizontal supports kit Lp860	PLATA-EV SILVER-EV	Kit Kit	170
350340	Kit soportes horizontales Lp1220 Horizontal supports kit Lp1220	Negro Black	Kit Kit	169
350341	Kit soportes horizontales Lp1220 Horizontal supports kit Lp1220	Negro Black	Kit Kit	169
350342	Kit soportes horizontales Lp1220 Horizontal supports kit Lp1220	PLATA-EV SILVER-EV	Kit Kit	169
350343	Kit soportes horizontales Lp1220 Horizontal supports kit Lp1220	PLATA-EV SILVER-EV	Kit Kit	169

REFERENCIA REFERENCE	DESCRIPCIÓN DESCRIPTION	COLOR COLOUR	TIPO TYPE	PÁG PAG
350345	Kit soportes horizontales Lp1520 Horizontal supports kit Lp1520	Negro Black	Kit Kit	170
350346	Kit soportes horizontales Lp1520 Horizontal supports kit Lp1520	Negro Black	Kit Kit	170
350347	Kit soportes horizontales Lp1520 Horizontal supports kit Lp1520	PLATA-EV SILVER-EV	Kit Kit	170
350348	Kit soportes horizontales Lp1520 Horizontal supports kit Lp1520	PLATA-EV SILVER-EV	Kit Kit	170
350350	Kit soportes verticales Lp860 Vertical supports kit Lp860	Negro Black	Kit Kit	171
350351	Kit soportes verticales Lp860 Vertical supports kit Lp860	Negro Black	Kit Kit	171
350352	Kit soportes verticales Lp860 Vertical supports kit Lp860	PLATA-EV SILVER-EV	Kit Kit	171
350353	Kit soportes verticales Lp860 Vertical supports kit Lp860	PLATA-EV SILVER-EV	Kit Kit	171
350355	Kit soportes verticales Lp1220 Vertical supports kit Lp1220	Negro Black	Kit Kit	170
350356	Kit soportes verticales Lp1220 Vertical supports kit Lp1220	Negro Black	Kit Kit	170
350357	Kit soportes verticales Lp1220 Vertical supports kit Lp1220	PLATA-EV SILVER-EV	Kit Kit	170
350358	Kit soportes verticales Lp1220 Vertical supports kit Lp1220	PLATA-EV SILVER-EV	Kit Kit	170
350360	Kit soportes verticales Lp1520 Vertical supports kit Lp1520	Negro Black	Kit Kit	170
350361	Kit soportes verticales Lp1520 Vertical supports kit Lp1520	Negro Black	Kit Kit	170
350362	Kit soportes verticales Lp1520 Vertical supports kit Lp1520	PLATA-EV SILVER-EV	Kit Kit	170
350363	Kit soportes verticales Lp1520 Vertical supports kit Lp1520	PLATA-EV SILVER-EV	Kit Kit	170
350430	Kit portero eléctrico Intercom latch kit	Negro Black	Kit Kit	169
350431	Kit portero eléctrico Intercom latch kit	Blanco White	Kit Kit	169
350432	Kit portero eléctrico Intercom latch kit	Plata Silver	Kit Kit	169
350433	Kit portero eléctrico Intercom latch kit	PLATA-EV SILVER-EV	Kit Kit	169
350450	Manilla exterior sin cerradura External handle without lock	Negro Black	Manillas y cremonas Handles & cremones	173
350451	Manilla exterior sin cerradura External handle without lock	Blanco White	Manillas y cremonas Handles & cremones	173
350452	Manilla exterior sin cerradura External handle without lock	Plata Silver	Manillas y cremonas Handles & cremones	173
350453	Manilla exterior sin cerradura External handle without lock	PLATA-EV SILVER-EV	Manillas y cremonas Handles & cremones	173
350460	Manilla exterior con bombín cerradura External handle with cylinder	Negro Black	Manillas y cremonas Handles & cremones	173
350461	Manilla exterior con bombín cerradura External handle with cylinder	Blanco White	Manillas y cremonas Handles & cremones	173

REFERENCIA REFERENCE	DESCRIPCIÓN DESCRIPTION	COLOR COLOUR	TIPO TYPE	PÁG PAG
350462	Manilla exterior con bombín cerradura External handle with cylinder	Plata Silver	Manillas y cremonas Handles & cremones	173
350463	Manilla exterior con bombín cerradura External handle with cylinder	PLATA-EV SILVER-EV	Manillas y cremonas Handles & cremones	173
350465	Manilla exterior con bombín cerradura External handle with cylinder	Negro Black	Manillas y cremonas Handles & cremones	173
350466	Manilla exterior con bombín cerradura External handle with cylinder	Blanco White	Manillas y cremonas Handles & cremones	173
350467	Manilla exterior con bombín cerradura External handle with cylinder	Plata Silver	Manillas y cremonas Handles & cremones	173
350468	Manilla exterior con bombín cerradura External handle with cylinder	PLATA-EV SILVER-EV	Manillas y cremonas Handles & cremones	173
350470	Pomo exterior con bombín cerradura External knob with cylinder	Negro Black	Manillas y cremonas Handles & cremones	175
350471	Pomo exterior con bombín cerradura External knob with cylinder	Blanco White	Manillas y cremonas Handles & cremones	175
350472	Pomo exterior con bombín cerradura External knob with cylinder	Plata Silver	Manillas y cremonas Handles & cremones	175
350473	Pomo exterior con bombín cerradura External knob with cylinder	PLATA-EV SILVER-EV	Manillas y cremonas Handles & cremones	175
351501	Cierrapuertas Geze TS3000 TS3000 Geze door closer	Negro Black	Cerradero y cerradura Striker and lock	157
351502	Cierrapuertas Geze TS3000 TS3000 Geze door closer	Blanco White	Cerradero y cerradura Striker and lock	157
351503	Cierrapuertas Geze TS3000 TS3000 Geze door closer	Plata Silver	Cerradero y cerradura Striker and lock	157
351511	Cierrapuertas Geze TS5000 TS5000 Geze door closer	Negro Black	Cerradero y cerradura Striker and lock	157
351512	Cierrapuertas Geze TS5000 TS5000 Geze door closer	Blanco White	Cerradero y cerradura Striker and lock	157
351513	Cierrapuertas Geze TS5000 TS5000 Geze door closer	Plata Silver	Cerradero y cerradura Striker and lock	157
351515	Cierrapuertas Geze TS5000L TS5000L Geze door closer	Negro Black	Cerradero y cerradura Striker and lock	157
351516	Cierrapuertas Geze TS5000L TS5000L Geze door closer	Blanco White	Cerradero y cerradura Striker and lock	157
351517	Cierrapuertas Geze TS5000L TS5000L Geze door closer	Plata Silver	Cerradero y cerradura Striker and lock	157
351519	Limitador de apertura hoja guía Geze Geze guide sash opening limiter	Sin color No colour	Cerradero y cerradura Striker and lock	160
351520	Retención mecánica guía Geze Geze guide mechanic retention	Sin color No colour	Cerradero y cerradura Striker and lock	160
351521	Guía cierrapuertas Geze Geze door closer guide	Negro Black	Cerradero y cerradura Striker and lock	159
351522	Guía cierrapuertas Geze Geze door closer guide	Blanco White	Cerradero y cerradura Striker and lock	159
351523	Guía cierrapuertas Geze Geze door closer guide	Plata Silver	Cerradero y cerradura Striker and lock	159
351525	Guía BG cierrapuertas Geze Geze door closer BG guide	Negro Black	Cerradero y cerradura Striker and lock	158
351526	Guía BG cierrapuertas Geze Geze door closer BG guide	Blanco White	Cerradero y cerradura Striker and lock	158

REFERENCIA REFERENCE	DESCRIPCIÓN DESCRIPTION	COLOR COLOUR	TIPO TYPE	PÁG PAG
351527	Guía BG cierrapuertas Geze Geze door closer BG guide	Plata Silver	Cerradero y cerradura Striker and lock	158
351531	Guía E cierrapuertas Geze Geze door closer E guide	Negro Black	Cerradero y cerradura Striker and lock	158
351532	Guía E cierrapuertas Geze Geze door closer E guide	Blanco White	Cerradero y cerradura Striker and lock	158
351533	Guía E cierrapuertas Geze Geze door closer E guide	Plata Silver	Cerradero y cerradura Striker and lock	158
351535	Guía E/BG cierrapuertas Geze Geze door closer E/BG guide	Negro Black	Cerradero y cerradura Striker and lock	158
351536	Guía E/BG cierrapuertas Geze Geze door closer E/BG guide	Blanco White	Cerradero y cerradura Striker and lock	158
351537	Guía E/BG cierrapuertas Geze Geze door closer E/BG guide	Plata Silver	Cerradero y cerradura Striker and lock	158
351541	Guía R cierrapuertas Geze Geze door closer R guide	Negro Black	Cerradero y cerradura Striker and lock	159
351542	Guía R cierrapuertas Geze Geze door closer R guide	Blanco White	Cerradero y cerradura Striker and lock	159
351543	Guía R cierrapuertas Geze Geze door closer R guide	Plata Silver	Cerradero y cerradura Striker and lock	159
351550	Retención mecánica guía ISM Geze Geze ISM guide mechanic retention	Sin color No colour	Cerradero y cerradura Striker and lock	160
351551	Guía ISM cierrapuertas Geze Geze door closer ISM guide	Negro Black	Cerradero y cerradura Striker and lock	159
351552	Guía ISM cierrapuertas Geze Geze door closer ISM guide	Blanco White	Cerradero y cerradura Striker and lock	159
351553	Guía ISM cierrapuertas Geze Geze door closer ISM guide	Plata Silver	Cerradero y cerradura Striker and lock	159
351555	Guía ISM/BG cierrapuertas Geze Geze door closer ISM/BG guide	Negro Black	Cerradero y cerradura Striker and lock	159
351556	Guía ISM/BG cierrapuertas Geze Geze door closer ISM/BG guide	Blanco White	Cerradero y cerradura Striker and lock	159
351557	Guía ISM/BG cierrapuertas Geze Geze door closer ISM/BG guide	Plata Silver	Cerradero y cerradura Striker and lock	159
351561	Guía E-ISM cierrapuertas Geze Geze door closer E-ISM guide	Negro Black	Cerradero y cerradura Striker and lock	158
351562	Guía E-ISM cierrapuertas Geze Geze door closer E-ISM guide	Blanco White	Cerradero y cerradura Striker and lock	158
351563	Guía E-ISM cierrapuertas Geze Geze door closer E-ISM guide	Plata Silver	Cerradero y cerradura Striker and lock	158
351565	Guía E-ISM/BG cierrapuertas Geze Geze door closer E-ISM/BG guide	Negro Black	Cerradero y cerradura Striker and lock	158
351566	Guía E-ISM/BG cierrapuertas Geze Geze door closer E-ISM/BG guide	Blanco White	Cerradero y cerradura Striker and lock	158
351567	Guía E-ISM/BG cierrapuertas Geze Geze door closer E-ISM/BG guide	Plata Silver	Cerradero y cerradura Striker and lock	158
351571	Guía R-ISM cierrapuertas Geze Geze door closer R-ISM guide	Negro Black	Cerradero y cerradura Striker and lock	159
351572	Guía R-ISM cierrapuertas Geze Geze door closer R-ISM guide	Blanco White	Cerradero y cerradura Striker and lock	159
351573	Guía R-ISM cierrapuertas Geze Geze door closer R-ISM guide	Plata Silver	Cerradero y cerradura Striker and lock	159

REFERENCIA REFERENCE	DESCRIPCIÓN DESCRIPTION	COLOR COLOUR	TIPO TYPE	PÁG PAG
351575	Guía R-ISM/BG cierrapuertas Geze Geze door closer R-ISM/BG guide	Negro Black	Cerradero y cerradura Striker and lock	159
351576	Guía R-ISM/BG cierrapuertas Geze Geze door closer R-ISM/BG guide	Blanco White	Cerradero y cerradura Striker and lock	159
351577	Guía R-ISM/BG cierrapuertas Geze Geze door closer R-ISM/BG guide	Plata Silver	Cerradero y cerradura Striker and lock	159
353522	Escuadra de ensamblar de 13,6 x 25,1 mm Assembly corner cleat of 13,6 x 25,1 mm	Sin color No colour	Escuadra principal Main cleat	162
357601	Junta batiente panel Panel swing jjoint profile	Sin color No colour	Juntas Gaskets	166
358301	Manilla puerta Polaris recta dcha Polaris straight door handle right	Blanco White	Manillas y cremonas Handles & cremones	174
358302	Manilla puerta Polaris recta dcha Polaris straight door handle right	Negro Black	Manillas y cremonas Handles & cremones	174
358303	Manilla puerta Polaris recta dcha Polaris straight door handle right	Color Colour	Manillas y cremonas Handles & cremones	174
358304	Manilla puerta Polaris recta dcha Polaris straight door handle right	Lacado Inox Inox powder coating	Manillas y cremonas Handles & cremones	174
358305	Manilla puerta Polaris recta dcha Polaris straight door handle right	Plata claro Light silver	Manillas y cremonas Handles & cremones	174
358306	Manilla puerta Polaris recta dcha Polaris straight door handle right	Plata oscuro Dark silver	Manillas y cremonas Handles & cremones	174
358309	Manilla puerta Polaris recta dcha Polaris straight door handle right	7016CM 7016CM	Manillas y cremonas Handles & cremones	174
358310	Manilla puerta Polaris recta dcha Polaris straight door handle right	9010CM 9010CM	Manillas y cremonas Handles & cremones	174
358311	Manilla puerta Polaris recta izda Polaris straight door handle left	Blanco White	Manillas y cremonas Handles & cremones	174
358312	Manilla puerta Polaris recta izda Polaris straight door handle left	Negro Black	Manillas y cremonas Handles & cremones	174
358313	Manilla puerta Polaris recta izda Polaris straight door handle left	Color Colour	Manillas y cremonas Handles & cremones	174
358314	Manilla puerta Polaris recta izda Polaris straight door handle left	Lacado Inox Inox powder coating	Manillas y cremonas Handles & cremones	174
358315	Manilla puerta Polaris recta izda Polaris straight door handle left	Plata claro Light silver	Manillas y cremonas Handles & cremones	174
358316	Manilla puerta Polaris recta izda Polaris straight door handle left	Plata oscuro Dark silver	Manillas y cremonas Handles & cremones	174
358317	Manilla puerta Polaris recta izda Polaris straight door handle left	7016CM 7016CM	Manillas y cremonas Handles & cremones	174
358318	Manilla puerta Polaris recta izda Polaris straight door handle left	9010CM 9010CM	Manillas y cremonas Handles & cremones	174
358501	Manilla doble puerta Polaris recta Polaris double door straight handle	Blanco White	Manillas y cremonas Handles & cremones	172
358502	Manilla doble puerta Polaris recta Polaris double door straight handle	Negro Black	Manillas y cremonas Handles & cremones	172
358503	Manilla doble puerta Polaris recta Polaris double door straight handle	Color Colour	Manillas y cremonas Handles & cremones	172
358504	Manilla doble puerta Polaris recta Polaris double door straight handle	Lacado Inox Inox powder coating	Manillas y cremonas Handles & cremones	172
358505	Manilla doble puerta Polaris recta Polaris double door straight handle	Plata claro Light silver	Manillas y cremonas Handles & cremones	172

PUERTA MILLENNIUM PLUS
Relación de accesorios

MILLENNIUM PLUS DOOR
Accessories list

REFERENCIA REFERENCE	DESCRIPCIÓN DESCRIPTION	COLOR COLOUR	TIPO TYPE	PÁG PAG
358506	Manilla doble puerta Polaris recta Polaris double door straight handle	Plata oscuro Dark silver	Manillas y cremonas Handles & cremones	172
358507	Manilla doble puerta Polaris recta Polaris double door straight handle	7016CM 7016CM	Manillas y cremonas Handles & cremones	172
358508	Manilla doble puerta Polaris recta Polaris double door straight handle	9010CM 9010CM	Manillas y cremonas Handles & cremones	172
359946	Kit barrido pestañas Clear ou flaps kit	Sin color No colour	Troquel Punch tool	186
362611	Pasador puerta corto Short door bolt	Negro Black	Pasador Pin	177
362612	Pasador puerta corto Short door bolt	Blanco White	Pasador Pin	177
362621	Pasador puerta mediano Medium door bolt	Negro Black	Pasador Pin	177
362622	Pasador puerta mediano Medium door bolt	Blanco White	Pasador Pin	177
362631	Pasador puerta largo Long door bolt	Negro Black	Pasador Pin	177
362632	Pasador puerta largo Long door bolt	Blanco White	Pasador Pin	177
363655	Bombillo 35+65 L.L.simple MP80 35+65 cylinder L.L. simple MP80	Sin color No colour	Bombillo Cylinder	152
363656	Bombillo 35+65 L.L. seguridad MP80 35+65 cylinder L.L. security MP80	Sin color No colour	Bombillo Cylinder	152
367620	Escuadra de ensamblar de 32,9 x 6,2 mm Assembly corner cleat of 32,9 x 6,2 mm	Sin color No colour	Escuadra secundaria Secondary cleat	163
367621	Escuadra de ensamblar de 40,8 x 35,3 mm Assembly corner cleat of 40,8 x 35,3 mm	Sin color No colour	Escuadra principal Main cleat	162
367630	Escuadra de ensamblar de 31,2 x 35,3 mm Assembly corner cleat of 31,2 x 35,3 mm	Sin color No colour	Escuadra principal Main cleat	162
368080	Kit fijación simple para tiradores inox Door inox pull simple fixation kit	Sin color No colour	Tiradores Pull handles	179
368605	Complemento aislante para marcos Insulation complement to frames	Sin color No colour	Juntas Gaskets	166
368695	Fresa de 77x10 Miller 77x10	Sin color No colour	Fresa Miller	164
368696	Fresa de 77x10 Miller 77x10	Sin color No colour	Fresa Miller	164
377521	Juego manillas minimalistas puerta Minimalist handle door set	Blanco White	Manillas y cremonas Handles & cremones	172
377522	Juego manillas minimalistas puerta Minimalist handle door set	Negro Black	Manillas y cremonas Handles & cremones	172
377523	Juego manillas minimalistas puerta Minimalist handle door set	Color Colour	Manillas y cremonas Handles & cremones	172
377524	Juego manillas minimalistas puerta Minimalist handle door set	Lacado Inox Inox powder coating	Manillas y cremonas Handles & cremones	172
377525	Juego manillas minimalistas puerta Minimalist handle door set	Plata claro Light silver	Manillas y cremonas Handles & cremones	172
377526	Juego manillas minimalistas puerta Minimalist handle door set	Plata oscuro Dark silver	Manillas y cremonas Handles & cremones	172
377527	Juego manillas minimalistas puerta Minimalist handle door set	7016CM 7016CM	Manillas y cremonas Handles & cremones	172

PUERTA MILLENNIUM PLUS
Relación de accesorios

MILLENNIUM PLUS DOOR
Accessories list

REFERENCIA REFERENCE	DESCRIPCIÓN DESCRIPTION	COLOR COLOUR	TIPO TYPE	PÁG PAG
377528	Juego manillas minimalistas puerta Minimalist handle door set	9010CM 9010CM	Manillas y cremonas Handles & cremones	172
377541	Manilla simple minimalista puerta dchas Minimalist door handle, right	Blanco White	Manillas y cremonas Handles & cremones	175
377542	Manilla simple minimalista puerta dchas Minimalist door handle, right	Negro Black	Manillas y cremonas Handles & cremones	175
377543	Manilla simple minimalista puerta dchas Minimalist door handle, right	Color Colour	Manillas y cremonas Handles & cremones	175
377544	Manilla simple minimalista puerta dchas Minimalist door handle, right	Lacado Inox Inox powder coating	Manillas y cremonas Handles & cremones	175
377545	Manilla simple minimalista puerta dchas Minimalist door handle, right	Plata claro Light silver	Manillas y cremonas Handles & cremones	175
377546	Manilla simple minimalista puerta dchas Minimalist door handle, right	Plata oscuro Dark silver	Manillas y cremonas Handles & cremones	175
377547	Manilla simple minimalista puerta dchas Minimalist door handle, right	7016CM 7016CM	Manillas y cremonas Handles & cremones	175
377548	Manilla simple minimalista puerta dchas Minimalist door handle, right	9010CM 9010CM	Manillas y cremonas Handles & cremones	175
377561	Manilla simple minimalista puerta izdas Minimalist door handle, left	Blanco White	Manillas y cremonas Handles & cremones	175
377562	Manilla simple minimalista puerta izdas Minimalist door handle, left	Negro Black	Manillas y cremonas Handles & cremones	175
377563	Manilla simple minimalista puerta izdas Minimalist door handle, left	Color Colour	Manillas y cremonas Handles & cremones	175
377564	Manilla simple minimalista puerta izdas Minimalist door handle, left	Lacado Inox Inox powder coating	Manillas y cremonas Handles & cremones	175
377565	Manilla simple minimalista puerta izdas Minimalist door handle, left	Plata claro Light silver	Manillas y cremonas Handles & cremones	175
377566	Manilla simple minimalista puerta izdas Minimalist door handle, left	Plata oscuro Dark silver	Manillas y cremonas Handles & cremones	175
377567	Manilla simple minimalista puerta izdas Minimalist door handle, left	7016CM 7016CM	Manillas y cremonas Handles & cremones	175
377568	Manilla simple minimalista puerta izdas Minimalist door handle, left	9010CM 9010CM	Manillas y cremonas Handles & cremones	175
377600	Pieza de regulación vertical bisagra de puerta Vertical adjustment piece door hinge	Sin color No colour	Bisagra Hinge	150
381701	Cortavientos puerta 335 mm Door wind center seal 335 mm	Sin color No colour	Cortavientos Trickle vent	161
381702	Cortavientos puerta 460 mm Door wind center seal 460 mm	Sin color No colour	Cortavientos Trickle vent	161
381703	Cortavientos puerta 585 mm Door wind center seal 585 mm	Sin color No colour	Cortavientos Trickle vent	161
381704	Cortavientos puerta 710 mm Door wind center seal 710 mm	Sin color No colour	Cortavientos Trickle vent	161
381705	Cortavientos puerta 835 mm Door wind center seal 835 mm	Sin color No colour	Cortavientos Trickle vent	161
381706	Cortavientos puerta 960 mm Door wind center seal 960 mm	Sin color No colour	Cortavientos Trickle vent	161
381707	Cortavientos puerta 1085 mm Door wind center seal 1085 mm	Sin color No colour	Cortavientos Trickle vent	160
381708	Cortavientos puerta 1210 mm Door wind center seal 1210 mm	Sin color No colour	Cortavientos Trickle vent	160

REFERENCIA REFERENCE	DESCRIPCIÓN DESCRIPTION	COLOR COLOUR	TIPO TYPE	PÁG PAG
381709	Cortavientos puerta 1335 mm Door wind center seal 1335 mm	Sin color No colour	Cortavientos Trickle vent	160
381710	Cortavientos puerta 1460 mm Door wind center seal 1460 mm	Sin color No colour	Cortavientos Trickle vent	160
381711	Cortavientos puerta 1585 mm Door wind center seal 1585 mm	Sin color No colour	Cortavientos Trickle vent	161
387601	Bisagra puerta canal centrado 2 palas derechas Hinge door centre groove 2 lever right	Blanco White	Bisagra Hinge	149
387602	Bisagra puerta canal centrado 2 palas derechas Hinge door centre groove 2 lever right	Negro Black	Bisagra Hinge	149
387603	Bisagra puerta canal centrado 2 palas derechas Hinge door centre groove 2 lever right	Color Colour	Bisagra Hinge	149
387604	Bisagra puerta canal centrado 2 palas derechas Hinge door centre groove 2 lever right	Lacado Inox Inox powder coating	Bisagra Hinge	149
387605	Bisagra puerta canal centrado 2 palas derechas Hinge door centre groove 2 lever right	Plata claro Light silver	Bisagra Hinge	149
387606	Bisagra puerta canal centrado 2 palas derechas Hinge door centre groove 2 lever right	Plata oscuro Dark silver	Bisagra Hinge	149
387607	Bisagra puerta canal centrado 2 palas derechas Hinge door centre groove 2 lever right	7016CM 7016CM	Bisagra Hinge	149
387608	Bisagra puerta canal centrado 2 palas derechas Hinge door centre groove 2 lever right	9010CM 9010CM	Bisagra Hinge	149
387611	Bisagra puerta canal centrado 2 palas izquierdas Hinge door centre groove 2 lever left	Blanco White	Bisagra Hinge	149
387612	Bisagra puerta canal centrado 2 palas izquierdas Hinge door centre groove 2 lever left	Negro Black	Bisagra Hinge	149
387613	Bisagra puerta canal centrado 2 palas izquierdas Hinge door centre groove 2 lever left	Color Colour	Bisagra Hinge	149
387614	Bisagra puerta canal centrado 2 palas izquierdas Hinge door centre groove 2 lever left	Lacado Inox Inox powder coating	Bisagra Hinge	149
387615	Bisagra puerta canal centrado 2 palas izquierdas Hinge door centre groove 2 lever left	Plata claro Light silver	Bisagra Hinge	149
387616	Bisagra puerta canal centrado 2 palas izquierdas Hinge door centre groove 2 lever left	Plata oscuro Dark silver	Bisagra Hinge	149
387617	Bisagra puerta canal centrado 2 palas izquierdas Hinge door centre groove 2 lever left	7016CM 7016CM	Bisagra Hinge	149
387618	Bisagra puerta canal centrado 2 palas izquierdas Hinge door centre groove 2 lever left	9010CM 9010CM	Bisagra Hinge	149
387621	Bisagra puerta canal centrado 3 palas Hinge door centre groove 3 lever	Blanco White	Bisagra Hinge	149
387622	Bisagra puerta canal centrado 3 palas Hinge door centre groove 3 lever	Negro Black	Bisagra Hinge	149
387623	Bisagra puerta canal centrado 3 palas Hinge door centre groove 3 lever	Color Colour	Bisagra Hinge	149
387624	Bisagra puerta canal centrado 3 palas Hinge door centre groove 3 lever	Lacado Inox Inox powder coating	Bisagra Hinge	149
387625	Bisagra puerta canal centrado 3 palas Hinge door centre groove 3 lever	Plata claro Light silver	Bisagra Hinge	149
387626	Bisagra puerta canal centrado 3 palas Hinge door centre groove 3 lever	Plata oscuro Dark silver	Bisagra Hinge	149
387627	Bisagra puerta canal centrado 3 palas Hinge door centre groove 3 lever	7016CM 7016CM	Bisagra Hinge	149

REFERENCIA REFERENCE	DESCRIPCIÓN DESCRIPTION	COLOR COLOUR	TIPO TYPE	PÁG PAG
387628	Bisagra puerta canal centrado 3 palas Hinge door centre groove 3 lever	9010CM 9010CM	Bisagra Hinge	149
389902	Plantilla mecanizados manillas Handle machining template	Sin color No colour	Varios Various	189
391051	Cerradura corta 3 puntos 3 point latch short	Sin color No colour	Cerradero y cerradura Striker and lock	157
391052	Cerradura corta 3 puntos automática Automatic 3 point latch short	Sin color No colour	Cerradero y cerradura Striker and lock	157
391315	Cerradero regulable Adjustable striker	Sin color No colour	Cerradero y cerradura Striker and lock	156
391316	Cerradero 2 hojas vaivén Swing door 2 sash striker	Sin color No colour	Cerradero y cerradura Striker and lock	155
394545	Bombillo 45+45 L.L. simple Cylinder 45+45 L.L. simple	Sin color No colour	Bombillo Cylinder	152
394546	Bombillo 45+45 L.L. seguridad Cylinder 45+45 L.L. security	Sin color No colour	Bombillo Cylinder	152
397600	Escuadra teón redondo Round teton cleat	Sin color No colour	Escuadra principal/secundaria Main cleat/secondary	163
397647	Juego de tapas acople inferior sin umbral Cover set for bottom coupling without threshold	Sin color No colour	Tapas Covers	178
397648	Juego de topes cortavientos sin umbral Cover set wind center seal without threshold	Sin color No colour	Cortavientos Trickle vent	161
397649	Tira cepillo Trifin 25 mm Wool pile strip Trifin 25 mm	Sin color No colour	Juntas Gaskets	167
397650	Kit cierrapuertas suelo vaivén RPT con retención Swing door floor closing kit with retainer	Sin color No colour	Kit Kit	169
397651	Kit cierrapuertas suelo vaivén RPT sin retención Swing door floor closing kit without retainer	Sin color No colour	Kit Kit	169
397680	Bombillo 35+55 L.L., alta seguridad, doble embrague MP70 35+55 L.L. double clutch high security cylinder MP70	Sin color No colour	Bombillo Cylinder	152
397691	Tapa para tirador embutido Cover for handle embedded	Blanco White	Tapas Covers	179
397692	Tapa para tirador embutido Cover for handle embedded	Negro Black	Tapas Covers	179
397693	Tapa para tirador embutido Cover for handle embedded	Color Colour	Tapas Covers	179
397694	Tapa para tirador embutido Cover for handle embedded	Lacado Inox Inox powder coating	Tapas Covers	179
397695	Tapa para tirador embutido Cover for handle embedded	Plata claro Light silver	Tapas Covers	179
397696	Tapa para tirador embutido Cover for handle embedded	Plata oscuro Dark silver	Tapas Covers	179
397697	Tapa para tirador embutido Cover for handle embedded	7016CM 7016CM	Tapas Covers	179
397698	Tapa para tirador embutido Cover for handle embedded	9010CM 9010CM	Tapas Covers	179
398601	Tirador Art infinity inclinado izquierda Left inclined pull handle Art Infinity	Blanco White	Tiradores Pull handles	180
398602	Tirador Art infinity inclinado izquierda Left inclined pull handle Art Infinity	Negro Black	Tiradores Pull handles	180
398603	Tirador Art infinity inclinado izquierda Left inclined pull handle Art Infinity	Color Colour	Tiradores Pull handles	180

PUERTA MILLENNIUM PLUS
Relación de accesorios

MILLENNIUM PLUS DOOR
Accessories list

REFERENCIA REFERENCE	DESCRIPCIÓN DESCRIPTION	COLOR COLOUR	TIPO TYPE	PÁG PAG
398604	Tirador Art infinity inclinado izquierda Left inclined pull handle Art Infinity	Lacado Inox Inox powder coating	Tiradores Pull handles	180
398605	Tirador Art infinity inclinado izquierda Left inclined pull handle Art Infinity	Plata claro Light silver	Tiradores Pull handles	180
398606	Tirador Art infinity inclinado izquierda Left inclined pull handle Art Infinity	Plata oscuro Dark silver	Tiradores Pull handles	180
398607	Tirador Art infinity inclinado izquierda Left inclined pull handle Art Infinity	7016CM 7016CM	Tiradores Pull handles	180
398608	Tirador Art infinity inclinado izquierda Left inclined pull handle Art Infinity	9010CM 9010CM	Tiradores Pull handles	180
398611	Tirador Art Infinity inclinado derecha Right inclined pull handle Art Infinity	Blanco White	Tiradores Pull handles	180
398612	Tirador Art Infinity inclinado derecha Right inclined pull handle Art Infinity	Negro Black	Tiradores Pull handles	180
398613	Tirador Art Infinity inclinado derecha Right inclined pull handle Art Infinity	Color Colour	Tiradores Pull handles	180
398614	Tirador Art Infinity inclinado derecha Right inclined pull handle Art Infinity	Lacado Inox Inox powder coating	Tiradores Pull handles	180
398615	Tirador Art Infinity inclinado derecha Right inclined pull handle Art Infinity	Plata claro Light silver	Tiradores Pull handles	180
398616	Tirador Art Infinity inclinado derecha Right inclined pull handle Art Infinity	Plata oscuro Dark silver	Tiradores Pull handles	180
398617	Tirador Art Infinity inclinado derecha Right inclined pull handle Art Infinity	7016CM 7016CM	Tiradores Pull handles	180
398618	Tirador Art Infinity inclinado derecha Right inclined pull handle Art Infinity	9010CM 9010CM	Tiradores Pull handles	180
398619	Kit fijación Art Infinity doble Double fixing kit Art Infinity	Sin color No colour	Tiradores Pull handles	179
398621	Tirador Art Infinity recto Straight pull handle Art Infinity	Blanco White	Tiradores Pull handles	180
398622	Tirador Art Infinity recto Straight pull handle Art Infinity	Negro Black	Tiradores Pull handles	180
398623	Tirador Art Infinity recto Straight pull handle Art Infinity	Color Colour	Tiradores Pull handles	180
398624	Tirador Art Infinity recto Straight pull handle Art Infinity	Lacado Inox Inox powder coating	Tiradores Pull handles	180
398625	Tirador Art Infinity recto Straight pull handle Art Infinity	Plata claro Light silver	Tiradores Pull handles	180
398626	Tirador Art Infinity recto Straight pull handle Art Infinity	Plata oscuro Dark silver	Tiradores Pull handles	180
398627	Tirador Art Infinity recto Straight pull handle Art Infinity	7016CM 7016CM	Tiradores Pull handles	180
398628	Tirador Art Infinity recto Straight pull handle Art Infinity	9010CM 9010CM	Tiradores Pull handles	180
398629	Kit fijación Art Infinity simple Simple fixing kit Art Infinity	Sin color No colour	Tiradores Pull handles	179
398647	Juego de tapas acople inferior sin umbral Cover set for bottom coupling without threshold	Sin color No colour	Tapas Covers	178
398648	Juego de topes cortaviento sin umbral Cover set wind center seal without threshold	Sin color No colour	Cortavientos Trickle vent	161
398649	Tira cepillo Trifin 35 mm Wool pile strip Trifin 35 mm	Sin color No colour	Juntas Gaskets	167

REFERENCIA REFERENCE	DESCRIPCIÓN DESCRIPTION	COLOR COLOUR	TIPO TYPE	PÁG PAG
398680	Bombillo 35+65 L.L., alta seguridad, doble embrague MP80 35+65 L.L. double clutch high security cylinder MP80	Sin color No colour	Bombillo Cylinder	152
400135	Bombillo (medio) 35 L.L. simple 35 L.L. simple cylinder (medium)	Sin color No colour	Bombillo Cylinder	151
400155	Bombillo (medio) 55 L.L. simple 55 L.L. simple cylinder (medium)	Sin color No colour	Bombillo Cylinder	152
400165	Bombillo (medio) 65 L.L. simple 65 L.L. simple cylinder (medium)	Sin color No colour	Bombillo Cylinder	152
401063	Bloqueador palanca cerradura Bolt stop	Sin color No colour	Cerradero y cerradura Striker and lock	155
403656	Bombillo con pomo interior - Apertura Interior MP70 Cylinder with inside knob - Inside Opening MP70	Sin color No colour	Bombillo Cylinder	153
403666	Bombillo con pomo interior - Apertura interior MP80 Cylinder with inside knob - Inside opening MP80	Sin color No colour	Bombillo Cylinder	153
405636	Bombillo con pomo interior - Apertura Exterior MP70 Cylinder with inside knob - Outside Opening MP70	Sin color No colour	Bombillo Cylinder	152
406636	Bombillo con pomo interior - Apertura Exterior MP80 Cylinder with inside knob - Outside Opening M80	Sin color No colour	Bombillo Cylinder	152
407690	Juego de fresas Miller set	Sin color No colour	Fresa Miller	164
407691	Juego de fresas Miller set	Sin color No colour	Fresa Miller	164
418311	Manilla puerta Polaris Slim dcha Polaris slim door handle right	Blanco White	Manillas y cremonas Handles & cremones	174
418312	Manilla puerta Polaris Slim dcha Polaris slim door handle right	Negro Black	Manillas y cremonas Handles & cremones	174
418313	Manilla puerta Polaris Slim dcha Polaris slim door handle right	Color Colour	Manillas y cremonas Handles & cremones	174
418314	Manilla puerta Polaris Slim dcha Polaris slim door handle right	Lacado Inox Inox powder coating	Manillas y cremonas Handles & cremones	174
418315	Manilla puerta Polaris Slim dcha Polaris slim door handle right	Plata claro Light silver	Manillas y cremonas Handles & cremones	174
418316	Manilla puerta Polaris Slim dcha Polaris slim door handle right	Plata oscuro Dark silver	Manillas y cremonas Handles & cremones	174
418317	Manilla puerta Polaris Slim dcha Polaris slim door handle right	7016CM 7016CM	Manillas y cremonas Handles & cremones	174
418318	Manilla puerta Polaris Slim dcha Polaris slim door handle right	9010CM 9010CM	Manillas y cremonas Handles & cremones	174
418351	Juego Manilla doble puerta Polaris Slim Polaris slim double door straight handle	Blanco White	Manillas y cremonas Handles & cremones	171
418352	Juego Manilla doble puerta Polaris Slim Polaris slim double door straight handle	Negro Black	Manillas y cremonas Handles & cremones	171
418353	Juego Manilla doble puerta Polaris Slim Polaris slim double door straight handle	Color Colour	Manillas y cremonas Handles & cremones	171
418354	Juego Manilla doble puerta Polaris Slim Polaris slim double door straight handle	Lacado Inox Inox powder coating	Manillas y cremonas Handles & cremones	171
418355	Juego Manilla doble puerta Polaris Slim Polaris slim double door straight handle	Plata claro Light silver	Manillas y cremonas Handles & cremones	171
418356	Juego Manilla doble puerta Polaris Slim Polaris slim double door straight handle	Plata oscuro Dark silver	Manillas y cremonas Handles & cremones	171
418357	Juego Manilla doble puerta Polaris Slim Polaris slim double door straight handle	7016CM 7016CM	Manillas y cremonas Handles & cremones	171

PUERTA MILLENNIUM PLUS
Relación de accesorios

MILLENNIUM PLUS DOOR
Accessories list

REFERENCIA REFERENCE	DESCRIPCIÓN DESCRIPTION	COLOR COLOUR	TIPO TYPE	PÁG PAG
418358	Juego Manilla doble puerta Polaris Slim Polaris slim double door straight handle	9010CM 9010CM	Manillas y cremonas Handles & cremones	171
418361	Manilla puerta Polaris Slim izq Polaris slim door handle left	Blanco White	Manillas y cremonas Handles & cremones	174
418362	Manilla puerta Polaris Slim izq Polaris slim door handle left	Negro Black	Manillas y cremonas Handles & cremones	174
418363	Manilla puerta Polaris Slim izq Polaris slim door handle left	Color Colour	Manillas y cremonas Handles & cremones	174
418364	Manilla puerta Polaris Slim izq Polaris slim door handle left	Lacado Inox Inox powder coating	Manillas y cremonas Handles & cremones	174
418365	Manilla puerta Polaris Slim izq Polaris slim door handle left	Plata claro Light silver	Manillas y cremonas Handles & cremones	174
418366	Manilla puerta Polaris Slim izq Polaris slim door handle left	Plata oscuro Dark silver	Manillas y cremonas Handles & cremones	174
418367	Manilla puerta Polaris Slim izq Polaris slim door handle left	7016CM 7016CM	Manillas y cremonas Handles & cremones	174
418368	Manilla puerta Polaris Slim izq Polaris slim door handle left	9010CM 9010CM	Manillas y cremonas Handles & cremones	174
810516	Tornillos DIN965 M5x16 DIN965 M5x16 screw	Sin color No colour	Tornillería Screws	185
810525	Tornillos DIN965 M5x25 DIN965 M5x25 screws	Sin color No colour	Tornillería Screws	185
812913	Tornillos DIN7981 Ø2,9x13 Screws DIN7981 Ø2,9x13	Sin color No colour	Tornillería Screws	182
813519	Tornillos DIN7981 Ø3,5x19 Screws DIN7981 Ø3,5x19	Sin color No colour	Tornillería Screws	182
813532	Tornillos DIN7981 Ø3,5x32 Screws DIN7981 Ø3,5x32	Sin color No colour	Tornillería Screws	183
813919	Tornillos DIN7981 Ø3,9x19 Screws DIN7981 Ø3,9x19	Sin color No colour	Tornillería Screws	183
813922	Tornillos DIN7981 Ø3,9x22 DIN7981 Ø3,9x22 screws	Sin color No colour	Tornillería Screws	183
814219	Tornillos DIN7981 Ø4,2x19 DIN7981 Ø4,2x19 screws	Sin color No colour	Tornillería Screws	183
814232	Tornillos DIN7981 Ø4,2x32 DIN7981 Ø4,2x32 screws	Sin color No colour	Tornillería Screws	183
814238	Tornillos DIN7981 Ø4,2x38 DIN7981 Ø4,2x45 screws	Sin color No colour	Tornillería Screws	183
814260	Tornillos DIN7981 Ø4,2x60 DIN7981 Ø4,2x60 screws	Sin color No colour	Tornillería Screws	183
814295	Tornillos DIN7981 Ø4,2x9,5 DIN7981 Ø4,2x9,5 screws	Sin color No colour	Tornillería Screws	183
814809	Tornillos DIN7981 Ø4,8x9,5 DIN7981 Ø4,8x9,12 screws	Sin color No colour	Tornillería Screws	184
814813	Tornillos DIN7981 Ø4,8x13 ScrewsDIN7981 Ø4,8x13	Sin color No colour	Tornillería Screws	183
814819	Tornillos DIN7981 Ø4,8x19 Screws DIN7981 Ø4,8x19	Sin color No colour	Tornillería Screws	183
814822	Tornillos DIN7981 Ø4,8x22 DIN7981 Ø4,8x22 screws	Sin color No colour	Tornillería Screws	183
814825	Tornillos DIN7981 Ø4,8x25 DIN7981 Ø4,8x25 screws	Sin color No colour	Tornillería Screws	183

REFERENCIA REFERENCE	DESCRIPCIÓN DESCRIPTION	COLOR COLOUR	TIPO TYPE	PÁG PAG
814832	Tornillos DIN7981 Ø4,8x32 DIN7981 Ø4,8x32 screws	Sin color No colour	Tornillería Screws	184
814845	Tornillos DIN7981 Ø4,8x45 DIN7981 Ø4,8x45 screws	Sin color No colour	Tornillería Screws	184
814850	Tornillos DIN7981 Ø4,8x50 DIN7981 Ø4,8x50 screws	Sin color No colour	Tornillería Screws	184
814860	Tornillos DIN7981 Ø4,8x60 DIN7981 Ø4,8x60 screws	Sin color No colour	Tornillería Screws	184
814870	Tornillos DIN7981 Ø4,8x70 Screws DIN7981 Ø4,8x70	Sin color No colour	Tornillería Screws	184
814880	Tornillos DIN7981 Ø4,8x80 Screws DIN7981 Ø4,8x80	Sin color No colour	Tornillería Screws	184
815525	Tornillos DIN7981 Ø5,5x25 DIN7981 Ø5,5x25 screws	Sin color No colour	Tornillería Screws	184
815545	Tornillos DIN7981 Ø5,5x45 DIN7981 Ø5,5x45 screws	Sin color No colour	Tornillería Screws	184
822919	Tornillos DIN7982 Ø2,9x19 Screws DIN7982 Ø2,9x19	Sin color No colour	Tornillería Screws	184
822995	Tornillos DIN7982 Ø2,9x9,5 DIN7982 Ø2,9x9,5 screws	Sin color No colour	Tornillería Screws	184
823519	Tornillos DIN7982 Ø3,5x19 DIN7982 Ø3,5x19 screws	Sin color No colour	Tornillería Screws	184
823909	Tornillos DIN7982 Ø3,9x9,5 DIN7982 Ø3,9x9,5 screws	Sin color No colour	Tornillería Screws	185
823919	Tornillos DIN7982 Ø3,9x19 DIN7982 Ø3,9x19 screws	Sin color No colour	Tornillería Screws	185
824219	Tornillos DIN7982 Ø4,2x19 DIN7982 Ø4,2x19 screws	Sin color No colour	Tornillería Screws	185
824222	Tornillos DIN7982 Ø4,2x22 DIN7982 Ø4,2x22 screws	Sin color No colour	Tornillería Screws	185
824260	Tornillos DIN7982 Ø4,2x60 DIN7982 Ø4,2x60 screws	Sin color No colour	Tornillería Screws	185
824825	Tornillos DIN7982 Ø4,8x25 DIN7982 Ø4,8x25 screws	Sin color No colour	Tornillería Screws	185
843513	Tornillos DIN7504O Ø3,5x13 DIN7504O Ø3,5x13 screws	Sin color No colour	Tornillería Screws	182
844819	Tornillos DIN7504MH Ø4,8x19 DIN7504MH Ø4,8x19 screws	Sin color No colour	Tornillería Screws	182
844845	Tornillos DIN7504M Ø4,8x45 DIN7504M Ø4,8x45 screws	Sin color No colour	Tornillería Screws	182
852913	Tornillos DIN7504M Ø2,9x13 DIN7504M Ø2,9x13 screws	Sin color No colour	Tornillería Screws	182
853522	Tornillos DIN7504O Ø3,5x22 DIN7504O Ø3,5x22 screws	Sin color No colour	Tornillería Screws	182
853525	Tornillos DIN7504O Ø3,5x25 DIN7504O Ø3,5x25 screws	Sin color No colour	Tornillería Screws	182
853913	Tornillos DIN7504O Ø3,9x13 DIN7504O Ø3,9x13 screws	Sin color No colour	Tornillería Screws	182
853922	Tornillos DIN7504M Ø3,9x22 DIN7504M Ø3,9x22 screws	Sin color No colour	Tornillería Screws	182
854232	Tornillos DIN7504O Ø4,2x32 DIN7504O Ø4,2x32 screws	Sin color No colour	Tornillería Screws	182

PUERTA MILLENNIUM PLUS
Relación de accesorios

MILLENNIUM PLUS DOOR
Accessories list

REFERENCIA REFERENCE	DESCRIPCIÓN DESCRIPTION	COLOR COLOUR	TIPO TYPE	PÁG PAG
912100	Escuadra alineamiento Alignment cleat	Sin color No colour	Escuadra alineamiento Alignment cleat	162
920100	Tapa desagüe con deflector Drainage cover with deflector	Negro Black	Tapas Covers	178
920101	Tapa desagüe con deflector Drainage cover with deflector	Blanco White	Tapas Covers	178
920135	Escuadra alineamiento Alignment cleat	Sin color No colour	Escuadra alineamiento Alignment cleat	162
920150	Tope de zanca puerta Door transom cleat	Sin color No colour	Tope travesaño interior Internal transom stop	181
920380	Escuadra tetón cuadrado Square teton cleat	Sin color No colour	Escuadra principal/secundaria Main cleat/secondary	163
950010	Cepillo 7x9 mm 7x9 mm wool pile	Sin color No colour	Juntas Gaskets	165
950030	Cepillo 7x7 mm Wool pile 7x7 mm	Gris Gray	Juntas Gaskets	165
950031	Cepillo 7x7 mm Wool pile 7x7 mm	Negro Black	Juntas Gaskets	165

PUERTA MILLENNIUM PLUS
MILLENNIUM PLUS DOOR

4. ACCESORIOS
4. ACCESSORIES

IMPORTANTE

ALUMINIOS CORTIZO S.A.U. se reserva el derecho de modificar o eliminar cualquiera de sus perfiles, accesorios o juntas del sistema sin previo aviso.

ALUMINIOS CORTIZO S.A.U. no se hace responsable de las posibles erratas tipográficas de este catálogo y recomienda encarecidamente al cliente que, antes de la formalización de cualquier pedido, verifique que las referencias aparecidas en el mismo son las correctas.

IMPORTANT

ALUMINIOS CORTIZO S.A.U. reserves the right to modify or remove any of its system profiles, accessories or gaskets without prior notification.

ALUMINIOS CORTIZO S.A.U. will not be responsible for any possible typographical errors in this catalogue and strongly recommends to the client that, before formalising any order, to check that the references that appear in this catalogue are correct.

AIREADORES AIREATORS

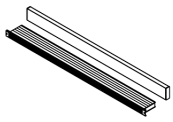

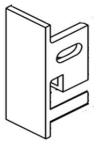

REF.	DESCRIPCIÓN DESCRIPTION	COLOR COLOUR	REF.	DESCRIPCIÓN DESCRIPTION	COLOR COLOUR
317962	Aireador rejilla interior con remate exterior Internal trickle vent with outside finishing	Negro Black	317972	Tapas laterales plástico Lateral plastic end plates	Negro Black
317961		Blanco White	317971		Blanco White
317963		Color Colour	317973		Plata Silver
317964		Lacado Inox Inox powder coating			
317969		Marrón Brown			
327965		Plata claro Light silver			
327966		Plata oscuro Dark silver			

ASIENTO VIDRIO GLASS WEDGE

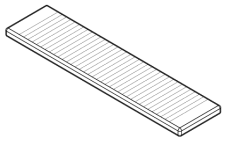

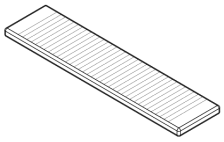

REF.	DESCRIPCIÓN DESCRIPTION	COLOR COLOUR	REF.	DESCRIPCIÓN DESCRIPTION	COLOR COLOUR
330120	Calce para vidrio 1x20 mm Wedge for 1x20 mm glass	Sin color No colour	330124	Calce para vidrio 1x24 mm Wedge for 1x24 mm glass	Sin color No colour
OBS.	Longitud de calce 100 mm Wedge length 100 mm		OBS.	Longitud de calce 100 mm Wedge length 100 mm	

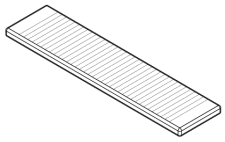

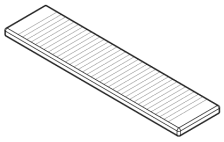

REF.	DESCRIPCIÓN DESCRIPTION	COLOR COLOUR	REF.	DESCRIPCIÓN DESCRIPTION	COLOR COLOUR
330134	Calce para vidrio 1x34 mm Wedge for 1x34 mm glass	Sin color No colour	330140	Calce para vidrio 1x40 mm Wedge for 1x40 mm glass	Sin color No colour
OBS.	Longitud de calce 100 mm Wedge length 100 mm		OBS.	Longitud de calce 100 mm Wedge length 100 mm	

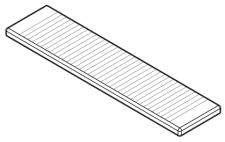

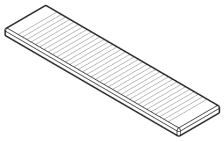

REF.	DESCRIPCIÓN DESCRIPTION	COLOR COLOUR	REF.	DESCRIPCIÓN DESCRIPTION	COLOR COLOUR
330319	Calce para vidrio 3x20 mm Wedge for 3x20 mm glass	Sin color No colour	330324	Calce para vidrio 3x24 mm Wedge for 3x24 mm glass	Sin color No colour
OBS.	Longitud de calce 100 mm Wedge length 100 mm		OBS.	Longitud de calce 100 mm Wedge length 100 mm	

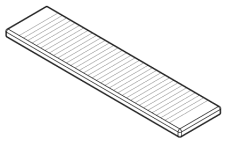

REF.	DESCRIPCIÓN DESCRIPTION	COLOR COLOUR
330334	Calce para vidrio 3x34 mm Wedge for 3x34 mm glass	Sin color No colour
OBS.	Longitud de calce 100 mm Wedge length 100 mm	

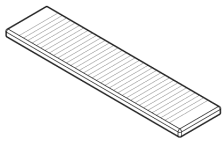

REF.	DESCRIPCIÓN DESCRIPTION	COLOR COLOUR
330340	Calce para vidrio 3x40 mm Wedge for 3x40 mm glass	Sin color No colour
OBS.	Longitud de calce 100 mm Wedge length 100 mm	

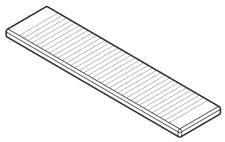

REF.	DESCRIPCIÓN DESCRIPTION	COLOR COLOUR
330420	Calce para vidrio 4x20 mm Wedge for 4x20 mm glass	Sin color No colour
OBS.	Longitud de calce 100 mm Wedge length 100 mm	

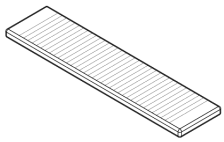

REF.	DESCRIPCIÓN DESCRIPTION	COLOR COLOUR
330424	Calce para vidrio 4x24 mm Wedge for 4x24 mm glass	Sin color No colour
OBS.	Longitud de calce 100 mm Wedge length 100 mm	

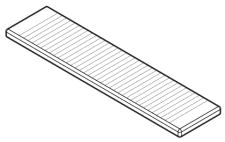

REF.	DESCRIPCIÓN DESCRIPTION	COLOR COLOUR
330434	Calce para vidrio 4x34 mm Wedge for 4x34 mm glass	Sin color No colour
OBS.	Longitud de calce 100 mm Wedge length 100 mm	

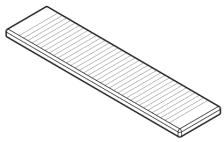

REF.	DESCRIPCIÓN DESCRIPTION	COLOR COLOUR
330440	Calce para vidrio 4x40 mm Wedge for 4x40 mm glass	Sin color No colour
OBS.	Longitud de calce 100 mm Wedge length 100 mm	

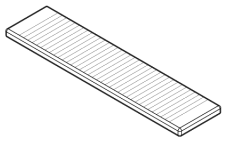

REF.	DESCRIPCIÓN DESCRIPTION	COLOR COLOUR
330520	Calce para vidrio 5x20 mm Wedge for 5x20 mm glass	Sin color No colour
OBS.	Longitud de calce 100 mm Wedge length 100 mm	

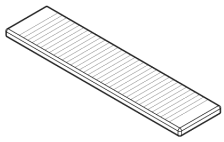

REF.	DESCRIPCIÓN DESCRIPTION	COLOR COLOUR
330524	Calce para vidrio 5x24 mm Wedge for 5x24 mm glass	Sin color No colour
OBS.	Longitud de calce100 mm Wedge length 100 mm	

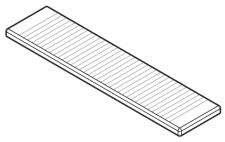

REF.	DESCRIPCIÓN DESCRIPTION	COLOR COLOUR
330534	Calce para vidrio 5x34 mm Wedge for 5x34 mm glass	Sin color No colour
OBS.	Longitud de calce 100 mm Wedge length 100 mm	

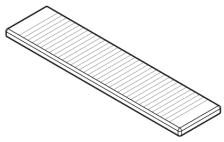

REF.	DESCRIPCIÓN DESCRIPTION	COLOR COLOUR
330540	Calce para vidrio 5x40 mm Wedge for 5x40 mm glass	Sin color No colour
OBS.	Longitud de calce 100 mm Wedge length 100 mm	

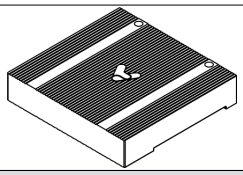

REF.	DESCRIPCIÓN DESCRIPTION	COLOR COLOUR
277321	Calzo para vidrio 10 mm. Wedges for glass 10 mm.	Sin color No colour

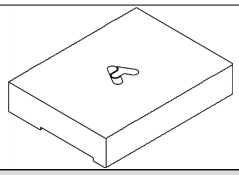

REF.	DESCRIPCIÓN DESCRIPTION	COLOR COLOUR
317121	Calzo para vidrio hoja Sash glazing wedge	Sin color No colour

BISAGRA HINGE

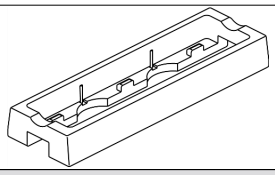

REF.	DESCRIPCIÓN DESCRIPTION	COLOR COLOUR
237008	Adaptador de contraplaca Bisagra Mechanica Mechanical hinge counterplate adapter	Sin color No colour

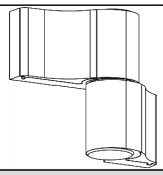

REF.	DESCRIPCIÓN DESCRIPTION	COLOR COLOUR
202606	Bisagra Mecanica de 2 palas 2 lever mechanical hinge	Negro Black
202602		Blanco White
262627		Plata claro Light silver
262628		Plata oscuro Dark silver
272621		Color Colour
292608		Anodizado plata Silver anodised
312602		Lacado Inox Inox powder coating
OBS.	Intereje 60 mm 60 mm centre distance	

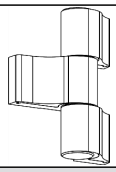

REF.	DESCRIPCIÓN DESCRIPTION	COLOR COLOUR
202607	Bisagra Mecanica de 3 palas 3 lever mechanical hinge	Negro Black
202605		Blanco White
262625		Plata claro Light silver
262626		Plata oscuro Dark silver
272622		Color Colour
312605		Lacado Inox Inox powder coating
OBS.	Intereje 60 mm 60 mm centre distance	

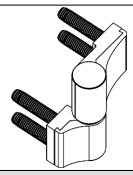

REF.	DESCRIPCIÓN DESCRIPTION	COLOR COLOUR
300921	Bisagra aplacar 2 palas 2 lever relief hinge	Negro Black
300922		Blanco White
300923		PLATA-EV SILVER-EV
300924		Color Colour
300925		Lacado Inox Inox powder coating
300926		Plata claro Light silver
300927		Plata oscuro Dark silver

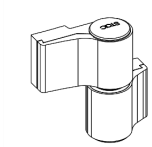

REF.	DESCRIPCIÓN DESCRIPTION	COLOR COLOUR
320422	Bisagra aplacar 2P 20/46.5 fijación directa 2P 20/46,5 relief hinge direct fixation	Negro Black
320421		Blanco White
320425		Color Colour
320426		Plata claro Light silver
320427		Plata oscuro Dark silver
320428		Lacado Inox Inox powder coating
320429		7016CM 7016CM
320439		9010CM 9010CM

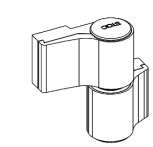

REF.	DESCRIPCIÓN DESCRIPTION	COLOR COLOUR
320222	Bisagra aplacar 2P 20/46.5 para contraplacas 2P 20/46,5 relief hinge for counterplates	Negro Black
320221		Blanco White
320225		Color Colour
320226		Plata claro Light silver
320227		Plata oscuro Dark silver
320228		Lacado Inox Inox powder coating
320229		7016CM 7016CM
320239		9010CM 9010CM

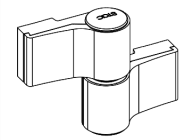

REF.	DESCRIPCIÓN DESCRIPTION	COLOR COLOUR
320442	Bisagra aplacar 2P 46,5/46,5 fijación directa 2P 46,5/46,5 relief hinge direct fixation	Negro Black
320441		Blanco White
320445		Color Colour
320446		Plata claro Light silver
320447		Plata oscuro Dark silver
320448		Lacado Inox Inox powder coating

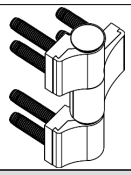

REF.	DESCRIPCIÓN DESCRIPTION	COLOR COLOUR
300931	Bisagra aplacar 3 palas 3 lever relief hinge	Negro Black
300932		Blanco White
300933		PLATA-EV SILVER-EV
300934		Color Colour
300935		Lacado Inox Inox powder coating
300936		Plata claro Light silver
300937		Plata oscuro Dark silver

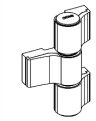

REF.	DESCRIPCIÓN DESCRIPTION	COLOR COLOUR
320522	Bisagra aplacar 3P 20/46.5 fijación directa 3P 20/46,5 relief hinge direct fixation	Negro Black
320521		Blanco White
320525		Color Colour
320526		Plata claro Light silver
320527		Plata oscuro Dark silver
320528		Lacado Inox Inox powder coating
320529		7016CM 7016CM
320539		9010CM 9010CM

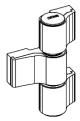

REF.	DESCRIPCIÓN DESCRIPTION	COLOR COLOUR
320322	Bisagra aplacar 3P 20/46.5 para contraplacas 3P 20/46,5 relief hinge for counterplates	Negro Black
320321		Blanco White
320325		Color Colour
320326		Plata claro Light silver
320327		Plata oscuro Dark silver
320328		Lacado Inox Inox powder coating
320329		7016CM 7016CM
320339		9010CM 9010CM

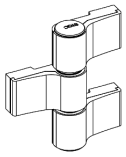

REF.	DESCRIPCIÓN DESCRIPTION	COLOR COLOUR
320542	Bisagra aplacar 3P 46,5/46,5 fijación directa 3P 46,5/46,5 relief hinge direct fixation	Negro Black
320541		Blanco White
320545		Color Colour
320546		Plata claro Light silver
320547		Plata oscuro Dark silver
320548		Lacado Inox Inox powder coating

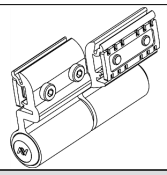

REF.	DESCRIPCIÓN DESCRIPTION	COLOR COLOUR
301012	Bisagra canal 2 palas 2 lever groove hinge	Negro Black
301011		Blanco White
301015		Color Colour
301016		Lacado Inox Inox powder coating
301017		Plata claro Light silver
301018		Plata oscuro Dark silver

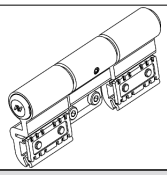

REF.	DESCRIPCIÓN DESCRIPTION	COLOR COLOUR
301022	Bisagra canal 3 palas 3 lever groove hinge	Negro Black
301021		Blanco White
301025		Color Colour
301026		Lacado Inox Inox powder coating
301027		Plata claro Light silver
301028		Plata oscuro Dark silver



REF.	DESCRIPCIÓN DESCRIPTION	COLOR COLOUR
387602	Bisagra puerta canal centrado 2 palas derechas Hinge door centre groove 2 lever right	Negro Black
387601		Blanco White
387603		Color Colour
387604		Lacado Inox Inox powder coating
387605		Plata claro Light silver
387606		Plata oscuro Dark silver
387607		7016CM 7016CM
387608		9010CM 9010CM



REF.	DESCRIPCIÓN DESCRIPTION	COLOR COLOUR
387612	Bisagra puerta canal centrado 2 palas izquierdas Hinge door centre groove 2 lever left	Negro Black
387611		Blanco White
387613		Color Colour
387614		Lacado Inox Inox powder coating
387615		Plata claro Light silver
387616		Plata oscuro Dark silver
387617		7016CM 7016CM
387618		9010CM 9010CM

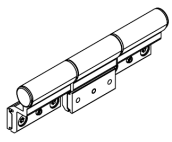

REF.	DESCRIPCIÓN DESCRIPTION	COLOR COLOUR
387622	Bisagra puerta canal centrado 3 palas Hinge door centre groove 3 lever	Negro Black
387621		Blanco White
387623		Color Colour
387624		Lacado Inox Inox powder coating
387625		Plata claro Light silver
387626		Plata oscuro Dark silver
387627		7016CM 7016CM
387628		9010CM 9010CM

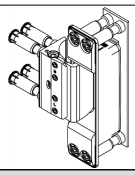

REF.	DESCRIPCIÓN DESCRIPTION	COLOR COLOUR
310910	Bisagra puerta oculta Concealed door hinge	Sin color No colour

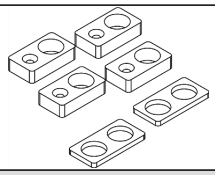

REF.	DESCRIPCIÓN DESCRIPTION	COLOR COLOUR
310920	Juego calzos bisagra oculta Concealed hinge wedge set	Sin color No colour
OBS.	Para bisagra oculta referencia 310910 For concealed hinge reference 310910	



REF.	DESCRIPCIÓN DESCRIPTION	COLOR COLOUR
307602	Kit fijación bisagra Mechanica 2P 2P mechanical hinge plate fixation kit	Sin color No colour



REF.	DESCRIPCIÓN DESCRIPTION	COLOR COLOUR
307603	Kit fijación bisagra Mechanica 3P 3P mechanical hinge plate fixation kit	Sin color No colour

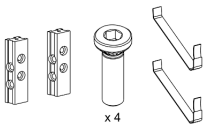

REF.	DESCRIPCIÓN DESCRIPTION	COLOR COLOUR
320502	Kit fijación bisagras 2P 2P hinge fixation kit	Sin color No colour
OBS.	Elementos para fijación por contraplacas Counterplate fixation elements	

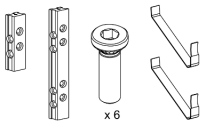

REF.	DESCRIPCIÓN DESCRIPTION	COLOR COLOUR
320503	Kit fijación bisagras 3P 3P hinge fixation kit	Sin color No colour
OBS.	Elementos para fijación por contraplacas Counterplate fixation elements	

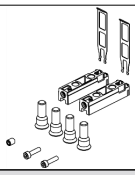

REF.	DESCRIPCIÓN DESCRIPTION	COLOR COLOUR
292602	Kit fijación placas bisagra Mechanica 2P 2P mechanical hinge plate fixation kit	Sin color No colour

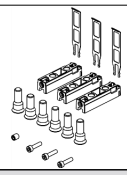

REF.	DESCRIPCIÓN DESCRIPTION	COLOR COLOUR
292603	Kit fijación placas bisagra Mechanica 3P 3P mechanical hinge plate fixation kit	Sin color No colour

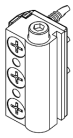

REF.	DESCRIPCIÓN DESCRIPTION	COLOR COLOUR
377600	Pieza de regulación vertical bisagra de puerta Vertical adjustment piece door hinge	Sin color No colour
OBS.	Montar en la hoja por encima de la bisagra superior Mount on the sash above the top hinge	

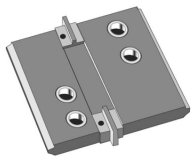

REF.	DESCRIPCIÓN DESCRIPTION	COLOR COLOUR
310930	Plantilla bisagras Hahn 2 cuerpos 2 bodies Hahn hinge set template	Sin color No colour



REF.	DESCRIPCIÓN DESCRIPTION	COLOR COLOUR
310933	Plantilla bisagras Hahn 3 cuerpos 2 bodies Hahn hinge set template	Sin color No colour



REF.	DESCRIPCIÓN DESCRIPTION	COLOR COLOUR
212601	Plantilla bisagras Mechanica Mechanical hinges template	Sin color No colour

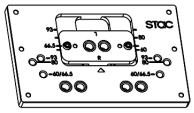

REF.	DESCRIPCIÓN DESCRIPTION	COLOR COLOUR
320300	Plantilla bisagras aplacar STAC STAC relief hinge template	Sin color No colour



REF.	DESCRIPCIÓN DESCRIPTION	COLOR COLOUR
320560	Tornillo 60, bisagras fijación directa 60 screw, direct fixation hinges	Sin color No colour
OBS.	4 uds. con bisagra 2P y 6 uds. con bisagra 3P. 4 units with 2P hinge and 6 units with 3P hinge	

BOMBILLO CYLINDER



REF.	DESCRIPCIÓN DESCRIPTION	COLOR COLOUR
321211	Bocallaves Keyhole	Negro Black
321212		Blanco White
321213		PLATA-EV SILVER-EV
321215		Acero inoxidable Stainless steel

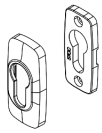

REF.	DESCRIPCIÓN DESCRIPTION	COLOR COLOUR
321821	Bocallaves manilla curva Curve handle keyhole	Negro Black
321822		Blanco White
321825		Color Colour
321826		Lacado Inox Inox powder coating
321827		Plata claro Light silver
321828		Plata oscuro Dark silver
321829		7016CM 7016CM
321830		9010CM 9010CM
OBS.	Base + tapa Base + cap	

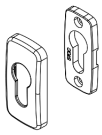

REF.	DESCRIPCIÓN DESCRIPTION	COLOR COLOUR
321811	Bocallaves manilla recta Straight handle keyhole	Negro Black
321809		Marrón Brown
321812		Blanco White
321815		Color Colour
321816		Lacado Inox Inox powder coating
321817		Plata claro Light silver
321818		Plata oscuro Dark silver
331817		9010CM 9010CM
331819		7016CM 7016CM
OBS.	Base + tapa Base + cap	

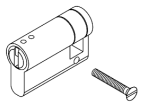

REF.	DESCRIPCIÓN DESCRIPTION	COLOR COLOUR
400135	Bombillo (medio) 35 L.L. simple 35 L.L. simple cylinder (medium)	Sin color No colour

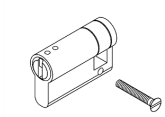

REF.	DESCRIPCIÓN DESCRIPTION	COLOR COLOUR
400155	Bombillo (medio) 55 L.L. simple 55 L.L. simple cylinder (medium)	Sin color No colour

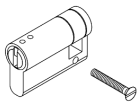

REF.	DESCRIPCIÓN DESCRIPTION	COLOR COLOUR
400165	Bombillo (medio) 65 L.L. simple 65 L.L. simple cylinder (medium)	Sin color No colour

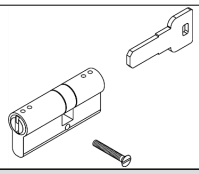

REF.	DESCRIPCIÓN DESCRIPTION	COLOR COLOUR
303656	Bombillo 35+55 L.L. seguridad 35+55 cylinder L.L. security	Sin color No colour

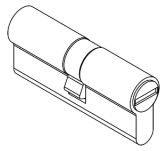

REF.	DESCRIPCIÓN DESCRIPTION	COLOR COLOUR
397680	Bombillo 35+55 L.L., alta seguridad, doble embrague MP70 35+55 L.L. double clutch high security cylinder MP70	Sin color No colour

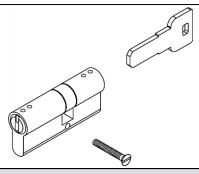

REF.	DESCRIPCIÓN DESCRIPTION	COLOR COLOUR
303655	Bombillo 35+55 L.L.simple 35+55 cylinder L.L. simple	Sin color No colour

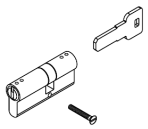

REF.	DESCRIPCIÓN DESCRIPTION	COLOR COLOUR
363656	Bombillo 35+65 L.L. seguridad MP80 35+65 cylinder L.L. security MP80	Sin color No colour

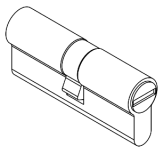

REF.	DESCRIPCIÓN DESCRIPTION	COLOR COLOUR
398680	Bombillo 35+65 L.L., alta seguridad, doble embrague MP80 35+65 L.L. double clutch high security cylinder MP80	Sin color No colour

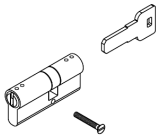

REF.	DESCRIPCIÓN DESCRIPTION	COLOR COLOUR
363655	Bombillo 35+65 L.L.simple MP80 35+65 cylinder L.L. simple MP80	Sin color No colour

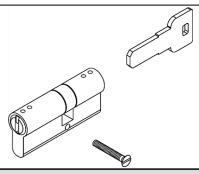

REF.	DESCRIPCIÓN DESCRIPTION	COLOR COLOUR
394546	Bombillo 45+45 L.L. seguridad Cylinder 45+45 L.L. security	Sin color No colour

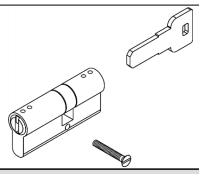

REF.	DESCRIPCIÓN DESCRIPTION	COLOR COLOUR
394545	Bombillo 45+45 L.L. simple Cylinder 45+45 L.L. simple	Sin color No colour



REF.	DESCRIPCIÓN DESCRIPTION	COLOR COLOUR
405636	Bombillo con pomo interior - Apertura Exterior MP70 Cylinder with inside knob - Outside Opening MP70	Sin color No colour
OBS.	Bombillo 55+35 L.L., simple Cylinder 55+35 L.L., simple	



REF.	DESCRIPCIÓN DESCRIPTION	COLOR COLOUR
406636	Bombillo con pomo interior - Apertura Exterior MP80 Cylinder with inside knob - Outside Opening M80	Sin color No colour
OBS.	Bombillo 65+35 L.L. simple Cylinder 65+35 L.L. simple	



REF.	DESCRIPCIÓN DESCRIPTION	COLOR COLOUR
403656	Bombillo con pomo interior - Apertura Interior MP70 Cylinder with inside knob - Inside Opening MP70	Sin color No colour
OBS.	Bombillo 35+55 L.L. simple Cylinder 35+55 L.L. simple	



REF.	DESCRIPCIÓN DESCRIPTION	COLOR COLOUR
403666	Bombillo con pomo interior - Apertura interior MP80 Cylinder with inside knob - Inside opening MP80	Sin color No colour
OBS.	Bombillo 35+65 L.L. simple Cylinder 35+65 L.L. simple	



REF.	DESCRIPCIÓN DESCRIPTION	COLOR COLOUR
343555	Bombillo seguridad doble embrague 35+55 L.L. 35+55 L.L. double clutch security cylinder	Sin color No colour

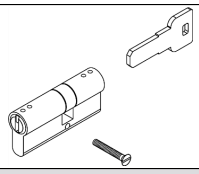

REF.	DESCRIPCIÓN DESCRIPTION	COLOR COLOUR
327627	Cilindro puerta función antipánico Cylinder door antipanic device	Sin color No colour
OBS.	Bombillo 35+55 L.L. Leva carrera libre y cilindro doble embrague 35+55 L.L. cylinder free stroke cam and double clutch hinge	

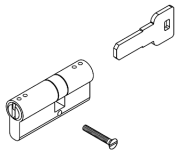

REF.	DESCRIPCIÓN DESCRIPTION	COLOR COLOUR
328627	Cilindro puerta función antipánico MP80 Cylinder door antipanic device MP80	Sin color No colour
OBS.	Bombillo 35+65 L.L. Leva carrera libre y cilindro doble embrague 35+65 L.L. cylinder free stroke cam and double clutch hinge	

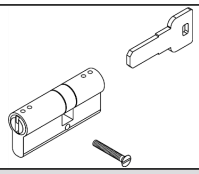

REF.	DESCRIPCIÓN DESCRIPTION	COLOR COLOUR
327628	Cilindro seguridad puerta función antipánico Security cylinder door antipanic device	Sin color No colour
OBS.	Bombillo 35+55 L.L. Leva carrera libre y cilindro doble embrague 35+55 L.L. cylinder free stroke cam and double clutch hinge	

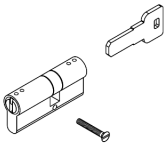

REF.	DESCRIPCIÓN DESCRIPTION	COLOR COLOUR
328628	Cilindro seguridad puerta función antipánico MP80 Security cylinder door antipanic device MP80	Sin color No colour
OBS.	Bombillo 35+65 L.L. Leva carrera libre y cilindro doble embrague 35+65 L.L. cylinder free stroke cam and double clutch hinge	

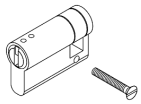

REF.	DESCRIPCIÓN DESCRIPTION	COLOR COLOUR
327626	Medio bombillo puerta función antipánico Half cylinder door antipanic device	Sin color No colour
OBS.	Bombillo 55+10 L.L. (carrera libre) 55+10 L.L. (free stroke) cylinder	

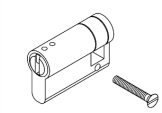

REF.	DESCRIPCIÓN DESCRIPTION	COLOR COLOUR
328626	Medio bombillo puerta función antipánico MP80 Half cylinder door antipanic device MP80	Sin color No colour
OBS.	Bombillo 65+10 L.L. (carrera libre) 65+10 L.L. (free stroke) cylinder	



REF.	DESCRIPCIÓN DESCRIPTION	COLOR COLOUR
321011	Protector de seguridad para bombillo con escudo interior Cylinder security protector with inside shield	Sin color No colour



REF.	DESCRIPCIÓN DESCRIPTION	COLOR COLOUR
321010	Protector para bombillo Cylinder protector	Sin color No colour



REF.	DESCRIPCIÓN DESCRIPTION	COLOR COLOUR
311081	Protector seguridad de bombillo Cylinder security protector	Negro Black
311080		Cromado Chrome
OBS.	Consultar disponibilidad Check availability	

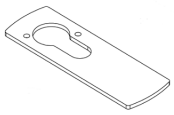

REF.	DESCRIPCIÓN DESCRIPTION	COLOR COLOUR
321012	Suplemento 2mm.para protector de bombillo. 2 mm supplement for cylinder protector	Sin color No colour

CERRADERO Y CERRADURA STRIKER AND LOCK

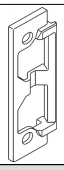

REF.	DESCRIPCIÓN DESCRIPTION	COLOR COLOUR
301063	Apoyo deslizante cerradero portero eléctrico Sliding support for intercom latch	Sin color No colour

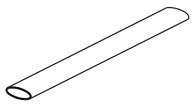

REF.	DESCRIPCIÓN DESCRIPTION	COLOR COLOUR
350293	Barra antipánico horizontal Horizontal antipanic bar	Negro Black
350291		Rojo Red
350292		Verde Green
350295		PLATA-EV SILVER-EV
OBS.	Hasta Lp1540 Máx. Lp 1540	

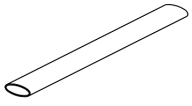

REF.	DESCRIPCIÓN DESCRIPTION	COLOR COLOUR
350283	Barra antipánico horizontal Horizontal antipanic bar	Negro Black
350281		Rojo Red
350282		Verde Green
350285		PLATA-EV SILVER-EV
OBS.	Hasta Lp1240 Max. Lp1240	

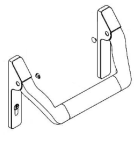

REF.	DESCRIPCIÓN DESCRIPTION	COLOR COLOUR
301283	Barra antipánico puerta FR (hoja activa) FR door anti-panic push bar (active sash)	Anodizado plata Silver anodised
301284		Acero inoxidable Stainless steel
OBS.	EN-1125 EN-1125	

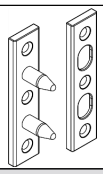

REF.	DESCRIPCIÓN DESCRIPTION	COLOR COLOUR
307650	Bisagra antipalanca oculta Concealed anti lever hinge	Sin color No colour
OBS.	No válido con bisagras ocultas Not valid with concealed hinge	



REF.	DESCRIPCIÓN DESCRIPTION	COLOR COLOUR
401063	Bloqueador palanca cerradura Bolt stop	Sin color No colour

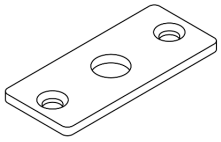

REF.	DESCRIPCIÓN DESCRIPTION	COLOR COLOUR
391316	Cerradero 2 hojas vaivén Swing door 2 sash striker	Sin color No colour



REF.	DESCRIPCIÓN DESCRIPTION	COLOR COLOUR
301060	Cerradero central derecha Right central latch	Sin color No colour



REF.	DESCRIPCIÓN DESCRIPTION	COLOR COLOUR
301061	Cerradero central izquierda Left central latch	Sin color No colour



REF.	DESCRIPCIÓN DESCRIPTION	COLOR COLOUR
301066	Cerradero extremo End latch	Sin color No colour
OBS.	Con cerradura 301051 With latch 301051	



REF.	DESCRIPCIÓN DESCRIPTION	COLOR COLOUR
301265	Cerradero extremo puerta Door end latch	Sin color No colour
OBS.	Con cerradura 301052 With latch 301052	



REF.	DESCRIPCIÓN DESCRIPTION	COLOR COLOUR
301267	Cerradero listón 3 puntos derecha puerta 3 point bar latch door right	Sin color No colour
OBS.	Con cerradura 301052. Debe acompañarse de la referencia 301270 With latch 301052. Need reference 301270	



REF.	DESCRIPCIÓN DESCRIPTION	COLOR COLOUR
301268	Cerradero listón 3 puntos izquierda puerta 3 point bar latch door left	Sin color No colour
OBS.	Con cerradura 301052. Debe acompañarse de la referencia 301270 With latch 301052. Need reference 301270	



REF.	DESCRIPCIÓN DESCRIPTION	COLOR COLOUR
301070	Cerradero listón cerradura 3 puntos derecha Bar latch right 3 point latch	Sin color No colour
OBS.	Con cerradura 301051 With latch 301051	



REF.	DESCRIPCIÓN DESCRIPTION	COLOR COLOUR
301071	Cerradero listón cerradura 3 puntos izquierda Bar latch left 3 point latch	Sin color No colour
OBS.	Con cerradura 301051 With latch 301051	



REF.	DESCRIPCIÓN DESCRIPTION	COLOR COLOUR
327681	Cerradero para cerradura sólo palanca Latch for only lever lock	Sin color No colour
OBS.	Para cerradura solo palanca 327680 For only lever lock 327680	

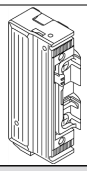

REF.	DESCRIPCIÓN DESCRIPTION	COLOR COLOUR
301062	Cerradero para portero eléctrico Intercom latch	Sin color No colour

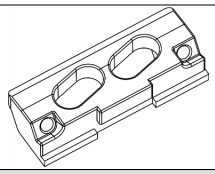

REF.	DESCRIPCIÓN DESCRIPTION	COLOR COLOUR
301005	Cerradero pasador superior Top bolt latch	Sin color No colour

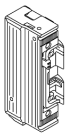

REF.	DESCRIPCIÓN DESCRIPTION	COLOR COLOUR
331062	Cerradero portero eléctrico 24V-DC 24V-DC intercom latch	Sin color No colour
OBS.	Requiere transformador para conexión a red Needs transformer for network connection	

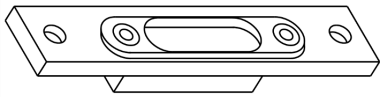

REF.	DESCRIPCIÓN DESCRIPTION	COLOR COLOUR
391315	Cerradero regulable Adjustable striker	Sin color No colour

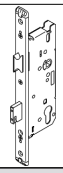

REF.	DESCRIPCIÓN DESCRIPTION	COLOR COLOUR
301050	Cerradura 1 punto 1 point latch	Sin color No colour

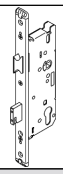

REF.	DESCRIPCIÓN DESCRIPTION	COLOR COLOUR
321111	Cerradura 1P dcha., puerta emergencia 1P lock right, emergency door	Sin color No colour
OBS.	Cuadradillo 9 mm. Puertas de apertura exterior. 9 mm square spindle. Outwards opening doors.	

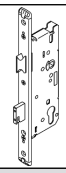

REF.	DESCRIPCIÓN DESCRIPTION	COLOR COLOUR
321112	Cerradura 1P izda., puerta emergencia 1P lock left, emergency door	Sin color No colour
OBS.	Cuadradillo 9 mm. Puertas de apertura exterior. 9 mm square spindle. Outwards opening doors.	

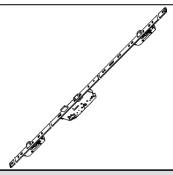

REF.	DESCRIPCIÓN DESCRIPTION	COLOR COLOUR
301051	Cerradura 3 puntos 3 point latch	Sin color No colour



REF.	DESCRIPCIÓN DESCRIPTION	COLOR COLOUR
301052	Cerradura 3 puntos automática Automatic 3 point latch	Sin color No colour



REF.	DESCRIPCIÓN DESCRIPTION	COLOR COLOUR
301053	Cerradura 3 puntos automática electrónica derecha Right electronic automatic 3 point latch	Sin color No colour



REF.	DESCRIPCIÓN DESCRIPTION	COLOR COLOUR
301054	Cerradura 3 puntos automática electrónica izquierda Left electronic automatic 3 point latch	Sin color No colour



REF.	DESCRIPCIÓN DESCRIPTION	COLOR COLOUR
301253	Cerradura 3P electromecánica 3P electromechanical lock	Sin color No colour



REF.	DESCRIPCIÓN DESCRIPTION	COLOR COLOUR
301254	Cerradura 3P electromecánica, salida emergencia 3P electromechanical lock, emergency exit	Sin color No colour

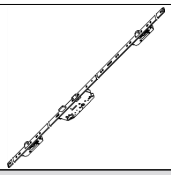

REF.	DESCRIPCIÓN DESCRIPTION	COLOR COLOUR
391051	Cerradura corta 3 puntos 3 point latch short	Sin color No colour



REF.	DESCRIPCIÓN DESCRIPTION	COLOR COLOUR
391052	Cerradura corta 3 puntos automática Automatic 3 point latch short	Sin color No colour

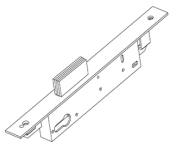

REF.	DESCRIPCIÓN DESCRIPTION	COLOR COLOUR
327680	Cerradura sólo palanca Only lever lock	Sin color No colour



REF.	DESCRIPCIÓN DESCRIPTION	COLOR COLOUR
351501	Cierrapuertas Geze TS3000 TS3000 Geze door closer	Negro Black
351502		Blanco White
351503		Plata Silver
OBS.	EN1154. Fuerza EN 1/4. EN1154. Force EN 1/4	



REF.	DESCRIPCIÓN DESCRIPTION	COLOR COLOUR
351511	Cierrapuertas Geze TS5000 TS5000 Geze door closer	Negro Black
351512		Blanco White
351513		Plata Silver
OBS.	EN1154. Fuerza EN 2/6. EN1154. Force EN 2/6	



REF.	DESCRIPCIÓN DESCRIPTION	COLOR COLOUR
351515	Cierrapuertas Geze TS5000L TS5000L Geze door closer	Negro Black
351516		Blanco White
351517		Plata Silver
OBS.	EN1154. Fuerza EN 2/6. Lado opuesto bisagras. EN1154. Force EN 2/8. Opposite side to hinges	

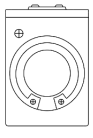

REF.	DESCRIPCIÓN DESCRIPTION	COLOR COLOUR
342636	Cierrapuertas oculto Geze Geze concealed door closer	Sin color No colour
OBS.	Peso máximo: 130 kg Max. Weight: 130 kg.	



REF.	DESCRIPCIÓN DESCRIPTION	COLOR COLOUR
342638	Elemento retención guía Geze Geze guide retention element	Sin color No colour
OBS.	Válido para cierrapuertas oculto. Valid for concealed door closer	

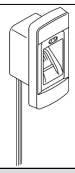

REF.	DESCRIPCIÓN DESCRIPTION	COLOR COLOUR
301075	Escáner huellas digitales cerradura electrónica Electronic lock digital fingerprint scanner	Sin color No colour



REF.	DESCRIPCIÓN DESCRIPTION	COLOR COLOUR
301058	Extensión cierre adicional cerradura 1P Latch 1P aditional lock extension	Sin color No colour
OBS.	Válido para cerradura 301052 Valid for latch 301052	



REF.	DESCRIPCIÓN DESCRIPTION	COLOR COLOUR
351525	Guía BG cierrapuertas Geze Geze door closer BG guide	Negro Black
351526		Blanco White
351527		Plata Silver
OBS.	EN1154. Lado opuesto bisagras. CUERPO EN HOJA EN1154. Opposite side to hinges. BODY ON SASH	

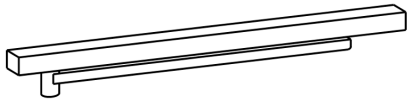

REF.	DESCRIPCIÓN DESCRIPTION	COLOR COLOUR
351531	Guía E cierrapuertas Geze Geze door closer E guide	Negro Black
351532		Blanco White
351533		Plata Silver
OBS.	EN1154-EN1155. Retención electromagnética. EN1154-EN1155. Electromagnetic retention	

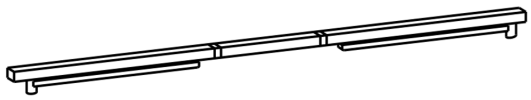

REF.	DESCRIPCIÓN DESCRIPTION	COLOR COLOUR
351561	Guía E-ISM cierrapuertas Geze Geze door closer E-ISM guide	Negro Black
351562		Blanco White
351563		Plata Silver
OBS.	EN1154-EN1155-EN1158. Selector hoja y retención electromagnética. EN1154-EN1155-EN1158. Sash selector and electromagnetic retention	

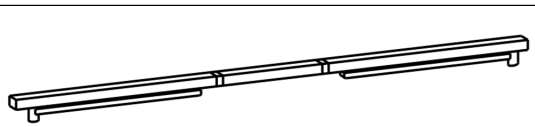

REF.	DESCRIPCIÓN DESCRIPTION	COLOR COLOUR
351565	Guía E-ISM/BG cierrapuertas Geze Geze door closer E-ISM/BG guide	Negro Black
351566		Blanco White
351567		Plata Silver
OBS.	EN1154-EN1155-EN1158. Selector hoja y retención electromagnética. Lado opuesto bisagras. CUERPO EN HOJA EN1154-EN1155-EN1158. Sash selector and electromagnetic retention. Opposite side to hinges. BODY ON SASH	



REF.	DESCRIPCIÓN DESCRIPTION	COLOR COLOUR
351535	Guía E/BG cierrapuertas Geze Geze door closer E/BG guide	Negro Black
351536		Blanco White
351537		Plata Silver
OBS.	EN1154-EN1155. Retención electromagnética. Lado opuesto bisagras. CUERPO EN HOJA EN1154-EN1155. Electromagnetic retentionOpposite side to hinges. BODY ON SASH	



REF.	DESCRIPCIÓN DESCRIPTION	COLOR COLOUR
351551	Guía ISM cierrapuertas Geze Geze door closer ISM guide	Negro Black
351552		Blanco White
351553		Plata Silver
OBS.	EN1154-EN1158. Selector de hoja EN1154-EN1155. Sash selector	



REF.	DESCRIPCIÓN DESCRIPTION	COLOR COLOUR
351555	Guía ISM/BG cierrapuertas Geze Geze door closer ISM/BG guide	Negro Black
351556		Blanco White
351557		Plata Silver
OBS.	EN1154-EN1158. Selector de hoja, lado opuesto bisagras. CUERPO EN HOJA EN1154-EN1158. Sash selector, opposite side to hinges. BODY ON SASH	



REF.	DESCRIPCIÓN DESCRIPTION	COLOR COLOUR
351541	Guía R cierrapuertas Geze Geze door closer R guide	Negro Black
351542		Blanco White
351543		Plata Silver
OBS.	EN1154-EN1155. Retención electromagnética y detector de humos. EN1154-EN1155. Electromagnetic retention and smoke detector.	



REF.	DESCRIPCIÓN DESCRIPTION	COLOR COLOUR
351571	Guía R-ISM cierrapuertas Geze Geze door closer R-ISM guide	Negro Black
351572		Blanco White
351573		Plata Silver
OBS.	EN1154-EN1155-EN1158. Selector hoja, retención electromagnética y detector humos. EN1154-EN1155-EN1158. Sash selector, electromagnetic retention and smoke detector.	

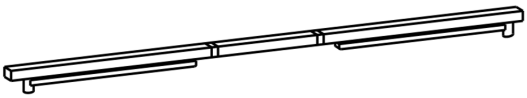

REF.	DESCRIPCIÓN DESCRIPTION	COLOR COLOUR
351575	Guía R-ISM/BG cierrapuertas Geze Geze door closer R-ISM/BG guide	Negro Black
351576		Blanco White
351577		Plata Silver
OBS.	EN1154-EN1155-EN1158. Selector hoja, retención electromagnética y detector humos. Lado opuesto bisagras. CUERPO EN HOJA EN1154-EN1155-EN1158. Sash selector, electromagnetic retention and smoke detector.	



REF.	DESCRIPCIÓN DESCRIPTION	COLOR COLOUR
351521	Guía cierrapuertas Geze Geze door closer guide	Negro Black
351522		Blanco White
351523		Plata Silver
OBS.	EN1154. EN1154.	

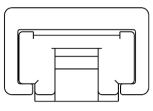

REF.	DESCRIPCIÓN DESCRIPTION	COLOR COLOUR
342637	Guía cierrapuertas Geze Geze door closer guide	Sin color No colour



REF.	DESCRIPCIÓN DESCRIPTION	COLOR COLOUR
301270	Juego contactos magnéticos cerraderos Set of striker magnetic contacts	Sin color No colour
OBS.	Necesario con 301267/68 Necessary with 301267/68	



REF.	DESCRIPCIÓN DESCRIPTION	COLOR COLOUR
351519	Limitador de apertura hoja guía Geze Geze guide sash opening limiter	Sin color No colour
OBS.	Válido para cierrapuertas visto. Valid for door closers at sight	

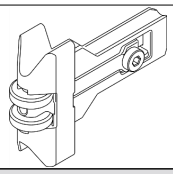

REF.	DESCRIPCIÓN DESCRIPTION	COLOR COLOUR
301055	Picaporte rodillo Roller latch	Sin color No colour

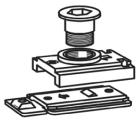

REF.	DESCRIPCIÓN DESCRIPTION	COLOR COLOUR
351520	Retención mecánica guía Geze Geze guide mechanic retention	Sin color No colour
OBS.	Válido para cierrapuertas visto. Valid for door closers at sight	

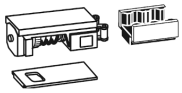

REF.	DESCRIPCIÓN DESCRIPTION	COLOR COLOUR
351550	Retención mecánica guía ISM Geze Geze ISM guide mechanic retention	Sin color No colour
OBS.	Para guías puertas 2 hojas con selector; se dispone de 1 ud. en cada hoja. "For 2 sash door guides with selectors; 1 unit per sash"	



REF.	DESCRIPCIÓN DESCRIPTION	COLOR COLOUR
342639	Tope de apertura hoja guía Geze Geze guide sash opening block	Sin color No colour
OBS.	Válido para cierrapuertas oculto. Valid for concealed door closer	

CORTAVIENTOS TRICKLE VENT

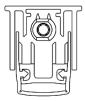

REF.	DESCRIPCIÓN DESCRIPTION	COLOR COLOUR
381707	Cortavientos puerta 1085 mm Door wind center seal 1085 mm	Sin color No colour

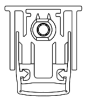

REF.	DESCRIPCIÓN DESCRIPTION	COLOR COLOUR
381708	Cortavientos puerta 1210 mm Door wind center seal 1210 mm	Sin color No colour

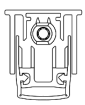

REF.	DESCRIPCIÓN DESCRIPTION	COLOR COLOUR
381709	Cortavientos puerta 1335 mm Door wind center seal 1335 mm	Sin color No colour

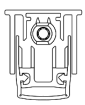

REF.	DESCRIPCIÓN DESCRIPTION	COLOR COLOUR
381710	Cortavientos puerta 1460 mm Door wind center seal 1460 mm	Sin color No colour

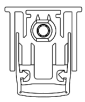

REF.	DESCRIPCIÓN DESCRIPTION	COLOR COLOUR
381711	Cortavientos puerta 1585 mm Door wind center seal 1585 mm	Sin color No colour

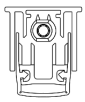

REF.	DESCRIPCIÓN DESCRIPTION	COLOR COLOUR
381701	Cortavientos puerta 335 mm Door wind center seal 335 mm	Sin color No colour

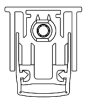

REF.	DESCRIPCIÓN DESCRIPTION	COLOR COLOUR
381702	Cortavientos puerta 460 mm Door wind center seal 460 mm	Sin color No colour

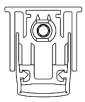

REF.	DESCRIPCIÓN DESCRIPTION	COLOR COLOUR
381703	Cortavientos puerta 585 mm Door wind center seal 585 mm	Sin color No colour

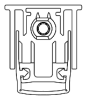

REF.	DESCRIPCIÓN DESCRIPTION	COLOR COLOUR
381704	Cortavientos puerta 710 mm Door wind center seal 710 mm	Sin color No colour

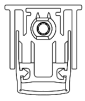

REF.	DESCRIPCIÓN DESCRIPTION	COLOR COLOUR
381705	Cortavientos puerta 835 mm Door wind center seal 835 mm	Sin color No colour

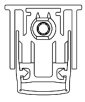

REF.	DESCRIPCIÓN DESCRIPTION	COLOR COLOUR
381706	Cortavientos puerta 960 mm Door wind center seal 960 mm	Sin color No colour

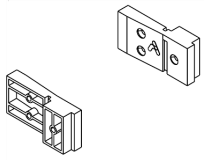

REF.	DESCRIPCIÓN DESCRIPTION	COLOR COLOUR
398648	Juego de topes cortaviento sin umbral Cover set wind center seal without threshold	Sin color No colour

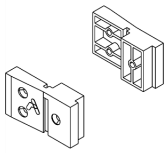

REF.	DESCRIPCIÓN DESCRIPTION	COLOR COLOUR
397648	Juego de topes cortavientos sin umbral Cover set wind center seal without threshold	Sin color No colour

ESCUADRA ALINEAMIENTO ALIGNMENT CLEAT

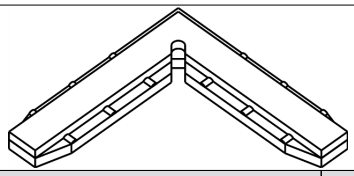

REF.	DESCRIPCIÓN DESCRIPTION	COLOR COLOUR
212008	Escuadra alineamiento Alignment cleat	Sin color No colour

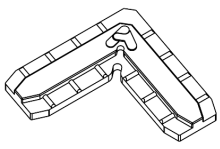

REF.	DESCRIPCIÓN DESCRIPTION	COLOR COLOUR
207004	Escuadra alineamiento Alignment cleat	Sin color No colour
OBS.	Para solapes o tapajuntas For overlap or flashings	

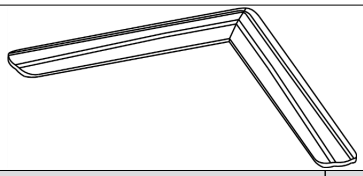

REF.	DESCRIPCIÓN DESCRIPTION	COLOR COLOUR
282730	Escuadra alineamiento Alignment cleat	Sin color No colour

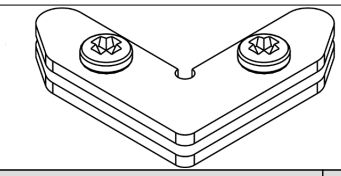

REF.	DESCRIPCIÓN DESCRIPTION	COLOR COLOUR
277004	Escuadra alineamiento Alignment cleat	Sin color No colour



REF.	DESCRIPCIÓN DESCRIPTION	COLOR COLOUR
212007	Escuadra alineamiento Alignment cleat	Sin color No colour

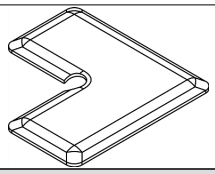

REF.	DESCRIPCIÓN DESCRIPTION	COLOR COLOUR
912100	Escuadra alineamiento Alignment cleat	Sin color No colour

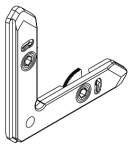

REF.	DESCRIPCIÓN DESCRIPTION	COLOR COLOUR
296838	Escuadra alineamiento Alignment Cleat	Sin color No colour

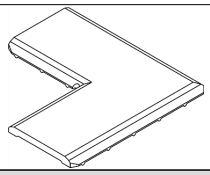

REF.	DESCRIPCIÓN DESCRIPTION	COLOR COLOUR
242831	Escuadra alineamiento Alignment cleat	Sin color No colour



REF.	DESCRIPCIÓN DESCRIPTION	COLOR COLOUR
287310	Escuadra alineamiento Alignment cleat	Sin color No colour

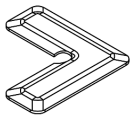

REF.	DESCRIPCIÓN DESCRIPTION	COLOR COLOUR
920135	Escuadra alineamiento Alignment cleat	Sin color No colour

ESCUADRA PRINCIPAL MAIN CLEAT

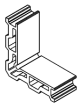

REF.	DESCRIPCIÓN DESCRIPTION	COLOR COLOUR
353522	Escuadra de ensamblar de 13,6 x 25,1 mm Assembly corner cleat of 13,6 x 25,1 mm	Sin color No colour
OBS.	Perfil COR-3160 cortado a 25,1 mm de ancho Profile COR-3160 cut at 25,1 mm width	

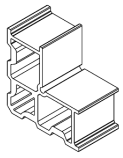

REF.	DESCRIPCIÓN DESCRIPTION	COLOR COLOUR
367630	Escuadra de ensamblar de 31,2 x 35,3 mm Assembly corner cleat of 31,2 x 35,3 mm	Sin color No colour
OBS.	Perfil COR-3161 cortado a 35,3 mm de ancho Profile COR-3161 cut at 35,3 mm width	

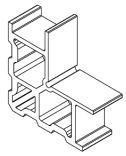

REF.	DESCRIPCIÓN DESCRIPTION	COLOR COLOUR
367621	Escuadra de ensamblar de 40,8 x 35,3 mm Assembly corner cleat of 40,8 x 35,3 mm	Sin color No colour
OBS.	Perfil COR-3165 cortado a 35,3 mm de ancho Profile COR-3165 cut at 35,3 mm width	

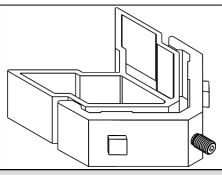

REF.	DESCRIPCIÓN DESCRIPTION	COLOR COLOUR
327923	Escuadra tetón cuadrado Square teton cleat	Sin color No colour



REF.	DESCRIPCIÓN DESCRIPTION	COLOR COLOUR
307620	Escuadra tetón cuadrado Square teton cleat	Sin color No colour

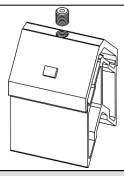

REF.	DESCRIPCIÓN DESCRIPTION	COLOR COLOUR
307630	Escuadra tetón cuadrado Square teton cleat	Sin color No colour

ESCUADRA PRINCIPAL/SECUNDARIA MAIN CLEAT/SECONDARY

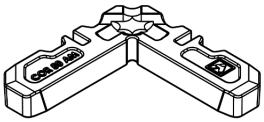

REF.	DESCRIPCIÓN DESCRIPTION	COLOR COLOUR
246830	Escuadra de bala Bullet cleat	Sin color No colour
OBS.	Bala 246802 Bullet ref. 246802	

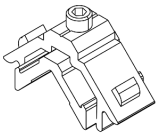

REF.	DESCRIPCIÓN DESCRIPTION	COLOR COLOUR
920380	Escuadra tetón cuadrado Square teton cleat	Sin color No colour

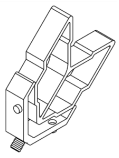

REF.	DESCRIPCIÓN DESCRIPTION	COLOR COLOUR
397600	Escuadra teón redondo Round teton cleat	Sin color No colour

ESCUADRA SECUNDARIA SECONDARY CLEAT

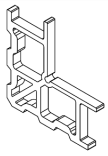

REF.	DESCRIPCIÓN DESCRIPTION	COLOR COLOUR
367620	Escuadra de ensamblar de 32,9 x 6,2 mm Assembly corner cleat of 32,9 x 6,2 mm	Sin color No colour
OBS.	Perfil COR-3162 cortado a 6,2 mm de ancho Profile COR-3162 cut at 6,2 mm width	

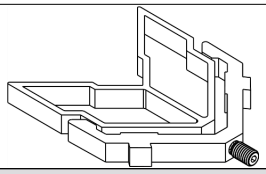

REF.	DESCRIPCIÓN DESCRIPTION	COLOR COLOUR
327924	Escuadra tetón cuadrado Square teton cleat	Sin color No colour

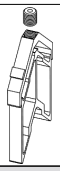

REF.	DESCRIPCIÓN DESCRIPTION	COLOR COLOUR
347635	Escuadra tetón cuadrado Square teton cleat	Sin color No colour

FRESA MILLER



REF.	DESCRIPCIÓN DESCRIPTION	COLOR COLOUR
319090	Casquillo porta-fresas Miller-carrying casing	Sin color No colour
OBS.	Eje ∅32 mm ∅32 mm axis	

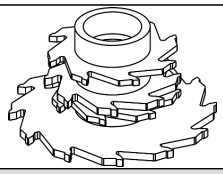

REF.	DESCRIPCIÓN DESCRIPTION	COLOR COLOUR
347791	Fresa complementaria Cor 80 Cor 80 supplementary miller	Sin color No colour
OBS.	Eje 32 mm 32 mm axis	

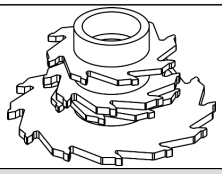

REF.	DESCRIPCIÓN DESCRIPTION	COLOR COLOUR
368695	Fresa de 77x10 Miller 77x10	Sin color No colour
OBS.	Eje 32 mm 32 mm axis	

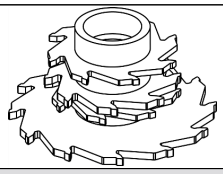

REF.	DESCRIPCIÓN DESCRIPTION	COLOR COLOUR
368696	Fresa de 77x10 Miller 77x10	Sin color No colour
OBS.	Eje 40 mm 40 mm axis	

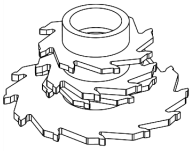

REF.	DESCRIPCIÓN DESCRIPTION	COLOR COLOUR
407690	Juego de fresas Miller set	Sin color No colour
OBS.	Eje 32 mm 32 mm axis	

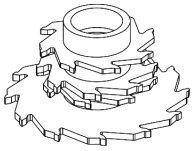

REF.	DESCRIPCIÓN DESCRIPTION	COLOR COLOUR
407691	Juego de fresas Miller set	Sin color No colour
OBS.	Eje 40 mm 42 mm axis	

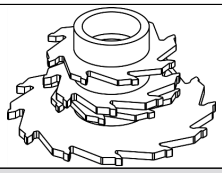

REF.	DESCRIPCIÓN DESCRIPTION	COLOR COLOUR
327991	Juego de fresas travesaño-divisor Transom-divider miller set	Sin color No colour
OBS.	Eje 32 mm 32 mm axis	

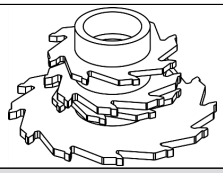

REF.	DESCRIPCIÓN DESCRIPTION	COLOR COLOUR
307690	Juego fresas travesaño Transom miller set	Sin color No colour
OBS.	Eje 32 mm 32 mm axis	

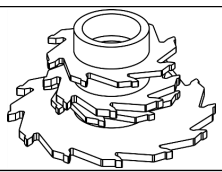

REF.	DESCRIPCIÓN DESCRIPTION	COLOR COLOUR
317690	Juego fresas travesaño Transom miller set	Sin color No colour
OBS.	Eje 40 mm 40 mm axis	

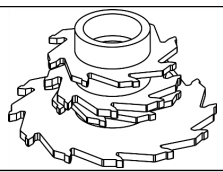

REF.	DESCRIPCIÓN DESCRIPTION	COLOR COLOUR
307695	Juego fresas umbral Threshold miller set	Sin color No colour
OBS.	Eje 32 mm 32 mm axis	

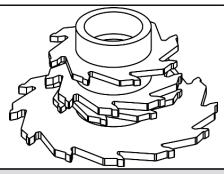

REF.	DESCRIPCIÓN DESCRIPTION	COLOR COLOUR
307696	Juego fresas umbral Threshold miller set	Sin color No colour
OBS.	Eje 40 mm 40 mm axis	

GRAPA CLIP

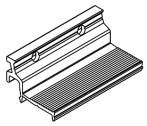

REF.	DESCRIPCIÓN DESCRIPTION	COLOR COLOUR
342705	Grapa para solapes Overlaps clip	Sin color No colour
OBS.	Se obtiene del perfil Cor-2705. Corte a 50 mm It is obtained from profile Cor-2705. Cutting at 50 mm	

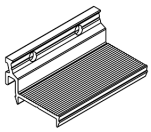

REF.	DESCRIPCIÓN DESCRIPTION	COLOR COLOUR
342842	Grapa para solapes Overlaps clip	Sin color No colour
OBS.	Se obtiene del perfil Cor-2842. Corte a 50 mm It is obtained from profile Cor-2842. Cutting at 50 mm	

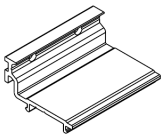

REF.	DESCRIPCIÓN DESCRIPTION	COLOR COLOUR
342744	Grapa para solapes Overlaps clip	Sin color No colour
OBS.	Se obtiene del perfil Cor-2744. Corte a 50 mm It is obtained from profile Cor-2744. Cutting at 50 mm	

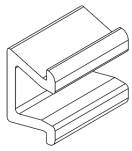

REF.	DESCRIPCIÓN DESCRIPTION	COLOR COLOUR
262305	Grapa vierteaguas inferior COR-2304 COR-2304 bottom rain gutter clip	Sin color No colour

JUNTAS GASKETS



REF.	DESCRIPCIÓN DESCRIPTION	COLOR COLOUR
207003	Burlete puerta apertura interior Open in door brush gasket	Gris Gray



REF.	DESCRIPCIÓN DESCRIPTION	COLOR COLOUR
232401	Cepillo 7x11 mm 7x11 mm wool pile	Sin color No colour



REF.	DESCRIPCIÓN DESCRIPTION	COLOR COLOUR
950031	Cepillo 7x7 mm Wool pile 7x7 mm	Negro Black
950030		Gris Gray



REF.	DESCRIPCIÓN DESCRIPTION	COLOR COLOUR
950010	Cepillo 7x9 mm 7x9 mm wool pile	Sin color No colour

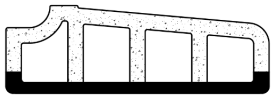

REF.	DESCRIPCIÓN DESCRIPTION	COLOR COLOUR
368605	Complemento aislante para marcos Insulation complement to frames	Sin color No colour



REF.	DESCRIPCIÓN DESCRIPTION	COLOR COLOUR
250097	Junta acristalamiento globo 7 mm. Glazing balloon gasket 7 mm	Sin color No colour



REF.	DESCRIPCIÓN DESCRIPTION	COLOR COLOUR
250098	Junta acristalamiento globo 8 mm. Glazing balloon gasket 8 mm	Sin color No colour



REF.	DESCRIPCIÓN DESCRIPTION	COLOR COLOUR
307623	Junta batiente Swing joint profile	Sin color No colour



REF.	DESCRIPCIÓN DESCRIPTION	COLOR COLOUR
307610	Junta batiente Millennium Plus Millennium Plus swing joint profile	Sin color No colour



REF.	DESCRIPCIÓN DESCRIPTION	COLOR COLOUR
357601	Junta batiente panel Panel swing jjoint profile	Sin color No colour



REF.	DESCRIPCIÓN DESCRIPTION	COLOR COLOUR
347901	Junta de dilatación Expansion gasket	Sin color No colour
OBS.	Para perfil Cor-7997. CONSULTAR DISPONIBILIDAD For profile Cor-7997. CHECK AVAILABILITY	

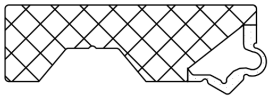

REF.	DESCRIPCIÓN DESCRIPTION	COLOR COLOUR
307624	Junta estanqueidad umbral puerta Door threshold watertightness joint profile	Sin color No colour
OBS.	Ud/m. Barra de 3m unit/m. 3 m bar	



REF.	DESCRIPCIÓN DESCRIPTION	COLOR COLOUR
240124	Junta exterior acristalamiento 3,6 mm Glazing outer gasket 3,6 mm	Sin color No colour



REF.	DESCRIPCIÓN DESCRIPTION	COLOR COLOUR
240137	Junta exterior de sellado Sealing external gasket	Sin color No colour



REF.	DESCRIPCIÓN DESCRIPTION	COLOR COLOUR
237201	Junta interior Inner gasket	Sin color No colour
OBS.	Engatillado cruce de hojas. Bobina de 200 m.l.	



REF.	DESCRIPCIÓN DESCRIPTION	COLOR COLOUR
240135	Junta interior acristalamiento 4 mm Glazing inner gasket 4 mm	Sin color No colour



REF.	DESCRIPCIÓN DESCRIPTION	COLOR COLOUR
240136	Junta interior acristalamiento 6 mm Glazing inner gasket 6 mm	Sin color No colour



REF.	DESCRIPCIÓN DESCRIPTION	COLOR COLOUR
250092	Junta interior de acristalamiento 9 mm Glazing inner gasket 9 mm	Sin color No colour



REF.	DESCRIPCIÓN DESCRIPTION	COLOR COLOUR
242701	Junta interior de acristalar 5 mm Glazing inner gasket 5 mm	Sin color No colour



REF.	DESCRIPCIÓN DESCRIPTION	COLOR COLOUR
307600	Junta umbral puerta Door threshold joint profile	Negro Black

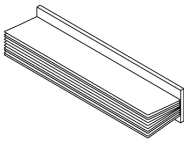

REF.	DESCRIPCIÓN DESCRIPTION	COLOR COLOUR
397649	Tira cepillo Trifin 25 mm Wool pile strip Trifin 25 mm	Sin color No colour

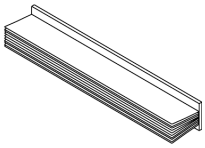

REF.	DESCRIPCIÓN DESCRIPTION	COLOR COLOUR
398649	Tira cepillo Trifin 35 mm Wool pile strip Trifin 35 mm	Sin color No colour

KIT KIT

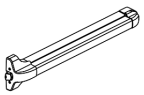

REF.	DESCRIPCIÓN DESCRIPTION	COLOR COLOUR
350310	Kit antipánico horizontal 1 punto cierre Horizontal antipanic kit 1 locking point	Negro Black
OBS.	Lp860/Hp2450. Barra en Rojo Lp860/Hp2450. Red bar	

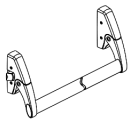

REF.	DESCRIPCIÓN DESCRIPTION	COLOR COLOUR
350210	Kit antipánico horizontal 1 punto cierre Horizontal antipanic kit 1 locking point	Negro Black
OBS.	Lp1240/Hp2450. Barra en Rojo Lp1240/Hp2450. Red bar	

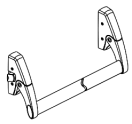

REF.	DESCRIPCIÓN DESCRIPTION	COLOR COLOUR
350211	Kit antipánico horizontal 1 punto cierre Horizontal antipanic kit 1 locking point	Negro Black
OBS.	Lp1240/Hp2450. Barra en Verde Lp1240/Hp2450. Green bar	

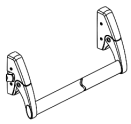

REF.	DESCRIPCIÓN DESCRIPTION	COLOR COLOUR
350212	Kit antipánico horizontal 1 punto cierre Horizontal antipanic kit 1 locking point	Negro Black
OBS.	Lp1240/Hp2450. Barra en Plata Lp1240/Hp2450. Silver bar	

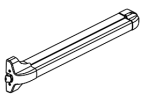

REF.	DESCRIPCIÓN DESCRIPTION	COLOR COLOUR
350311	Kit antipánico horizontal 1 punto cierre Horizontal antipanic kit 1 locking point	Negro Black
OBS.	Lp860/Hp2450. Barra en Verde Lp860/Hp2450. Green bar	

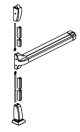

REF.	DESCRIPCIÓN DESCRIPTION	COLOR COLOUR
350320	Kit antipánico horizontal 2 puntos cierre Horizontal antipanic kit 2 locking points	Negro Black
OBS.	Lp860/Hp2450. Cierre alto-bajo. Barra en Rojo Lp860/Hp2450. Red bar	



REF.	DESCRIPCIÓN DESCRIPTION	COLOR COLOUR
350220	Kit antipánico horizontal 2 puntos cierre Horizontal antipanic kit 2 locking points	Negro Black
OBS.	Lp1240/Hp2450. Cierre alto-bajo. Barra en Rojo Lp1240/Hp2450. Red bar	



REF.	DESCRIPCIÓN DESCRIPTION	COLOR COLOUR
350222	Kit antipánico horizontal 2 puntos cierre Horizontal antipanic kit 2 locking points	Negro Black
OBS.	Lp1240/Hp2450. Cierre alto-bajo.Barra en Plata Lp1240/Hp2450. Silver bar	



REF.	DESCRIPCIÓN DESCRIPTION	COLOR COLOUR
350221	Kit antipánico horizontal 2 puntos cierre Horizontal antipanic kit 2 locking points	Negro Black
OBS.	Lp1240/Hp2450. Cierre alto-bajo. Barra en Verde Lp1240/Hp2450. Green bar	



REF.	DESCRIPCIÓN DESCRIPTION	COLOR COLOUR
350321	Kit antipánico horizontal 2 puntos cierre Horizontal antipanic kit 2 locking points	Negro Black
OBS.	Lp860/Hp2450. Cierre alto-bajo. Barra en Verde Lp860/Hp2450. Green bar	



REF.	DESCRIPCIÓN DESCRIPTION	COLOR COLOUR
350232	Kit antipánico horizontal 3 puntos cierre Horizontal antipanic kit 3 locking points	Negro Black
OBS.	Lp1240/Hp2450. Cierre al frente (lateral). Barra en Plata Lp1240/Hp2450. Silver bar	



REF.	DESCRIPCIÓN DESCRIPTION	COLOR COLOUR
350230	Kit antipánico horizontal 3 puntos cierre Horizontal antipanic kit 3 locking points	Negro Black
OBS.	Lp1240/Hp2450. Cierre al frente (lateral). Barra en Rojo Lp1240/Hp2450. Red bar	

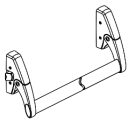

REF.	DESCRIPCIÓN DESCRIPTION	COLOR COLOUR
350231	Kit antipánico horizontal 3 puntos cierre Horizontal antipanic kit 3 locking points	Negro Black
OBS.	Lp1240/Hp2450. Cierre al frente (lateral). Barra en Verde Lp1240/Hp2450. Green bar	

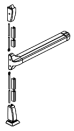

REF.	DESCRIPCIÓN DESCRIPTION	COLOR COLOUR
350330	Kit antipánico horizontal 3 puntos cierre Horizontal antipanic kit 3 locking points	Negro Black
OBS.	Lp860/Hp2450. Cierre al frente (lateral). Barra en Rojo Lp860/Hp2450. Red bar	



REF.	DESCRIPCIÓN DESCRIPTION	COLOR COLOUR
350331	Kit antipánico horizontal 3 puntos cierre Horizontal antipanic kit 3 locking points	Negro Black
OBS.	Lp860/Hp2450. Cierre al frente (lateral). Barra en Verde Lp860/Hp2450. Green bar	

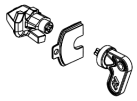

REF.	DESCRIPCIÓN DESCRIPTION	COLOR COLOUR
350205	Kit bloqueo de barra en apertura Kit blocking bar opening	Negro Black
OBS.	Para antipánico Push-Bar (OPCIONAL, bloqueo en posición "abierto") For Push-Bar anti-panic (OPTIONAL, lock in "open" position)	



REF.	DESCRIPCIÓN DESCRIPTION	COLOR COLOUR
397650	Kit cierrapuertas suelo vaivén RPT con retención Swing door floor closing kit with retainer	Sin color No colour



REF.	DESCRIPCIÓN DESCRIPTION	COLOR COLOUR
397651	Kit cierrapuertas suelo vaivén RPT sin retención Swing door floor closing kit without retainer	Sin color No colour

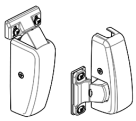

REF.	DESCRIPCIÓN DESCRIPTION	COLOR COLOUR
350270	Kit de cierres alto-lateral dcha Kit high-lateral locking right	Negro Black
350271		Blanco White
350272		Plata Silver
350273		PLATA-EV SILVER-EV

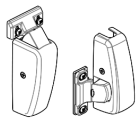

REF.	DESCRIPCIÓN DESCRIPTION	COLOR COLOUR
350275	Kit de cierres alto-lateral izda Kit high-lateral locking left	Negro Black
350276		Blanco White
350277		Plata Silver
350278		PLATA-EV SILVER-EV

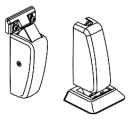

REF.	DESCRIPCIÓN DESCRIPTION	COLOR COLOUR
350260	Kit de cierres extremos alto-bajo Kit high-low end locking	Negro Black
350261		Blanco White
350262		Plata Silver
350263		PLATA-EV SILVER-EV

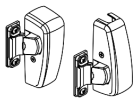

REF.	DESCRIPCIÓN DESCRIPTION	COLOR COLOUR
350265	Kit de cierres laterales sup-inf Kit top-bottom side locking	Negro Black
350266		Blanco White
350267		Plata Silver
350268		PLATA-EV SILVER-EV

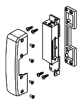

REF.	DESCRIPCIÓN DESCRIPTION	COLOR COLOUR
350430	Kit portero eléctrico Intercom latch kit	Negro Black
350431		Blanco White
350432		Plata Silver
350433		PLATA-EV SILVER-EV
OBS.	1 punto 1 point	

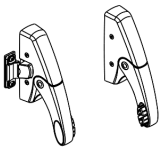

REF.	DESCRIPCIÓN DESCRIPTION	COLOR COLOUR
350215	Kit soportes horizontales 1 punto cierre Horizontal supports kit 1 locking point	Negro Black
350216		Blanco White
350217		Plata Silver
350218		PLATA-EV SILVER-EV

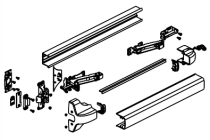

REF.	DESCRIPCIÓN DESCRIPTION	COLOR COLOUR
350341	Kit soportes horizontales Lp1220 Horizontal supports kit Lp1220	Negro Black
350343		PLATA-EV SILVER-EV
OBS.	1/3 puntos cierre. Barra en verde 1/3 locking points. Green bar	

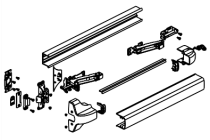

REF.	DESCRIPCIÓN DESCRIPTION	COLOR COLOUR
350340	Kit soportes horizontales Lp1220 Horizontal supports kit Lp1220	Negro Black
350342		PLATA-EV SILVER-EV
OBS.	1/3 puntos cierre. Barra en rojo 1/3 locking points. Red bar	

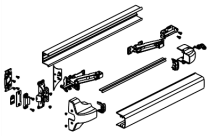

REF.	DESCRIPCIÓN DESCRIPTION	COLOR COLOUR
350345	Kit soportes horizontales Lp1520 Horizontal supports kit Lp1520	Negro Black
350347		PLATA-EV SILVER-EV
OBS.	1/3 puntos cierre. Barra en rojo 1/3 locking points. Red bar	

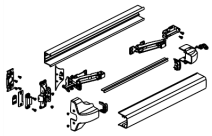

REF.	DESCRIPCIÓN DESCRIPTION	COLOR COLOUR
350346	Kit soportes horizontales Lp1520 Horizontal supports kit Lp1520	Negro Black
350348		PLATA-EV SILVER-EV
OBS.	1/3 puntos cierre. Barra en verde 1/3 locking points. Green bar	

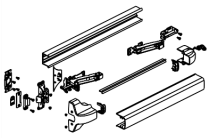

REF.	DESCRIPCIÓN DESCRIPTION	COLOR COLOUR
350335	Kit soportes horizontales Lp860 Horizontal supports kit Lp860	Negro Black
350337		PLATA-EV SILVER-EV
OBS.	1/3 puntos cierre. Barra en rojo 1/3 locking points. Red bar	

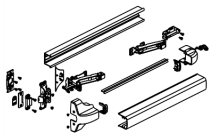

REF.	DESCRIPCIÓN DESCRIPTION	COLOR COLOUR
350336	Kit soportes horizontales Lp860 Horizontal supports kit Lp860	Negro Black
350338		PLATA-EV SILVER-EV
OBS.	1/3 puntos cierre. Barra en verde 1/3 locking points. Green bar	

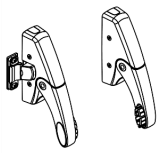

REF.	DESCRIPCIÓN DESCRIPTION	COLOR COLOUR
350235	Kit soportes laterales 3 puntos cierre Lateral supports kit 3 locking points	Negro Black
350236		Blanco White
350237		Plata Silver
350238		PLATA-EV SILVER-EV
OBS.	Lp1240/Hp2450	

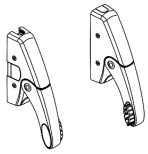

REF.	DESCRIPCIÓN DESCRIPTION	COLOR COLOUR
350225	Kit soportes verticales 2 puntos cierre Vertical supports kit 2 locking points	Negro Black
350226		Blanco White
350227		Plata Silver
350228		PLATA-EV SILVER-EV
OBS.	Lp 1240/Hp2450	

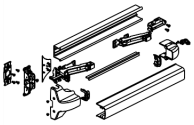

REF.	DESCRIPCIÓN DESCRIPTION	COLOR COLOUR
350355	Kit soportes verticales Lp1220 Vertical supports kit Lp1220	Negro Black
350357		PLATA-EV SILVER-EV
OBS.	2 puntos cierre. Barra en rojo 2 locking points. Red bar	

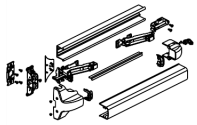

REF.	DESCRIPCIÓN DESCRIPTION	COLOR COLOUR
350356	Kit soportes verticales Lp1220 Vertical supports kit Lp1220	Negro Black
350358		PLATA-EV SILVER-EV
OBS.	2 puntos cierre. Barra en verde 2 locking points. Green bar	

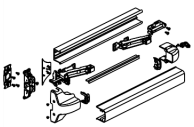

REF.	DESCRIPCIÓN DESCRIPTION	COLOR COLOUR
350361	Kit soportes verticales Lp1520 Vertical supports kit Lp1520	Negro Black
350363		PLATA-EV SILVER-EV
OBS.	2 puntos cierre. Barra en verde 2 locking points. Green bar	

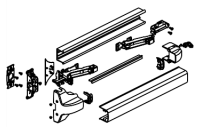

REF.	DESCRIPCIÓN DESCRIPTION	COLOR COLOUR
350360	Kit soportes verticales Lp1520 Vertical supports kit Lp1520	Negro Black
350362		PLATA-EV SILVER-EV
OBS.	2 puntos cierre. Barra en rojo 2 locking points. Red bar	

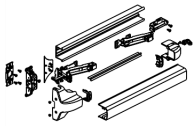

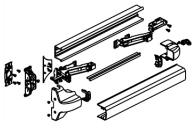

REF.	DESCRIPCIÓN DESCRIPTION	COLOR COLOUR	REF.	DESCRIPCIÓN DESCRIPTION	COLOR COLOUR
350350	Kit soportes verticales Lp860 Vertical supports kit Lp860	Negro Black	350351	Kit soportes verticales Lp860 Vertical supports kit Lp860	Negro Black
350352		PLATA-EV SILVER-EV	350353		PLATA-EV SILVER-EV
OBS.	2 puntos cierre. Barra en rojo 2 locking points. Red bar		OBS.	2 puntos cierre. Barra en verde 2 locking points. Green bar	

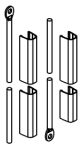

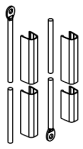

REF.	DESCRIPCIÓN DESCRIPTION	COLOR COLOUR	REF.	DESCRIPCIÓN DESCRIPTION	COLOR COLOUR
350250	Kit varillas verticales Vertical rod kit	Negro Black	350255	Kit varillas verticales Vertical rod kit	Negro Black
350251		Blanco White	350256		Blanco White
350252		Plata Silver	350257		Plata Silver
350253		PLATA-EV SILVER-EV	350258		PLATA-EV SILVER-EV
OBS.	Hasta Hp2450 Max. Hp2450		OBS.	Hasta Hp 3100 Max. Hp 3100	

MANILLAS Y CREMONAS HANDLES & CREMONES

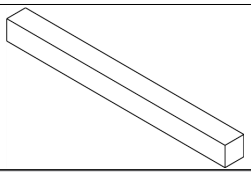

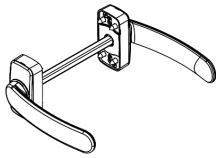

REF.	DESCRIPCIÓN DESCRIPTION	COLOR COLOUR	REF.	DESCRIPCIÓN DESCRIPTION	COLOR COLOUR
301158	Cuadradillo 8 mm x 114 mm 8 mm x 114 mm square spindle	Sin color No colour	418352	Juego Manilla doble puerta Polaris Slim Polaris slim double door straight handle	Negro Black
			418351		Blanco White
			418353		Color Colour
			418354		Lacado Inox Inox powder coating
			418355		Plata claro Light silver
			418356		Plata oscuro Dark silver
			418357		7016CM 7016CM
			418358		9010CM 9010CM

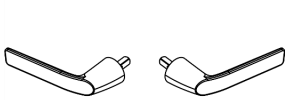



REF.	DESCRIPCIÓN DESCRIPTION	COLOR COLOUR
377522	Juego manillas minimalistas puerta Minimalist handle door set	Negro Black
377521		Blanco White
377523		Color Colour
377524		Lacado Inox Inox powder coating
377525		Plata claro Light silver
377526		Plata oscuro Dark silver
377527		7016CM 7016CM
377528		9010CM 9010CM

REF.	DESCRIPCIÓN DESCRIPTION	COLOR COLOUR
328200	Manilla doble de puerta - Acero Inoxidable Double door handle-Stainless steel	Acero inoxidable Stainless steel
OBS.	Misma estética que manilla de ventana 307500 Same style as window handle 307500	

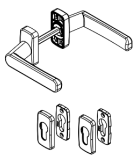

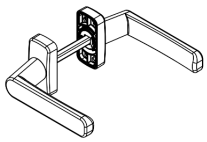

REF.	DESCRIPCIÓN DESCRIPTION	COLOR COLOUR
318602	Manilla doble de puerta Cortizo con escudo para bombillo Cortizo double door handle with shield for cylinder	Negro Black
318601		Blanco White
318605		Color Colour
318608		Lacado Inox Inox powder coating
318613		Plata claro Light silver
318614		Plata oscuro Dark silver
318615		7016CM 7016CM
318616		9010CM 9010CM

REF.	DESCRIPCIÓN DESCRIPTION	COLOR COLOUR
308502	Manilla doble puerta Cortizo Cortizo double door handle	Negro Black
308501		Blanco White
308505		Color Colour
308508		Lacado Inox Inox powder coating
308512		Marrón Brown
308513		Plata claro Light silver
308514		Plata oscuro Dark silver
308515		7016CM 7016CM
308516		9010CM 9010CM



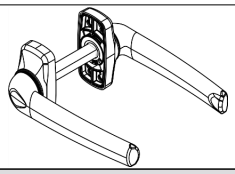

REF.	DESCRIPCIÓN DESCRIPTION	COLOR COLOUR
358502	Manilla doble puerta Polaris recta Polaris double door straight handle	Negro Black
358501		Blanco White
358503		Color Colour
358504		Lacado Inox Inox powder coating
358505		Plata claro Light silver
358506		Plata oscuro Dark silver
358507		7016CM 7016CM
358508		9010CM 9010CM

REF.	DESCRIPCIÓN DESCRIPTION	COLOR COLOUR
272016	Manilla doble puerta estrecha Narrow door double handle	Negro Black
272006		Blanco White
272024		Plata claro Light silver
272025		Plata oscuro Dark silver
272028		Color Colour
272038		Inox Inox
302039		Lacado Inox Inox powder coating

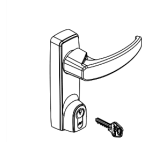

REF.	DESCRIPCIÓN DESCRIPTION	COLOR COLOUR
350460	Manilla exterior con bombín cerradura External handle with cylinder	Negro Black
350461		Blanco White
350462		Plata Silver
350463		PLATA-EV SILVER-EV
OBS.	Dispositivo antipánico Antipanic device	



REF.	DESCRIPCIÓN DESCRIPTION	COLOR COLOUR
350465	Manilla exterior con bombín cerradura External handle with cylinder	Negro Black
350466		Blanco White
350467		Plata Silver
350468		PLATA-EV SILVER-EV
OBS.	Llaves iguales. Dispositivo antipánico Keys equals. Antipanic device	

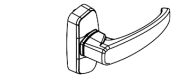

REF.	DESCRIPCIÓN DESCRIPTION	COLOR COLOUR
350450	Manilla exterior sin cerradura External handle without lock	Negro Black
350451		Blanco White
350452		Plata Silver
350453		PLATA-EV SILVER-EV
OBS.	Dispositivo antipánico Antipanic device	



REF.	DESCRIPCIÓN DESCRIPTION	COLOR COLOUR
321231	Manilla puerta Door handle	Negro Black
321232		Blanco White
321233		PLATA-EV SILVER-EV
321235		Acero inoxidable Stainless steel
OBS.	Cuadradillo 8mm. Función EN179 8mm Square spindle. EN179 function	

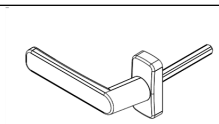

REF.	DESCRIPCIÓN DESCRIPTION	COLOR COLOUR
318302	Manilla puerta Cortizo Izqd Cortizo door handle left	Negro Black
318301		Blanco White
318305		Color Colour
318308		Lacado Inox Inox powder coating
318312		Marrón Brown
318313		Plata claro Light silver
318314		Plata oscuro Dark silver
318315		7016CM 7016CM
318316		9010CM 9010CM
OBS.	Desde la manilla se ven las bisagras a tu izquierda From the handle you can see the hinges on your left	

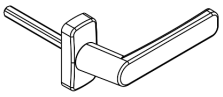

REF.	DESCRIPCIÓN DESCRIPTION	COLOR COLOUR
308302	Manilla puerta Cortizo drch. Cortizo door handle right	Negro Black
308301		Blanco White
308305		Color Colour
308308		Lacado Inox Inox powder coating
308312		Marrón Brown
308313		Plata claro Light silver
308314		Plata oscuro Dark silver
308315		7016CM 7016CM
308316		9010CM 9010CM
OBS.	Desde la manilla se ven las bisagras a tu derecha From the handle you can see the hinges on your right	

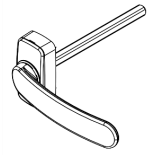

REF.	DESCRIPCIÓN DESCRIPTION	COLOR COLOUR
418312	Manilla puerta Polaris Slim dcha Polaris slim door handle right	Negro Black
418311		Blanco White
418313		Color Colour
418314		Lacado Inox Inox powder coating
418315		Plata claro Light silver
418316		Plata oscuro Dark silver
418317		7016CM 7016CM
418318		9010CM 9010CM

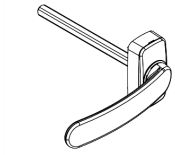

REF.	DESCRIPCIÓN DESCRIPTION	COLOR COLOUR
418362	Manilla puerta Polaris Slim izq Polaris slim door handle left	Negro Black
418361		Blanco White
418363		Color Colour
418364		Lacado Inox Inox powder coating
418365		Plata claro Light silver
418366		Plata oscuro Dark silver
418367		7016CM 7016CM
418368		9010CM 9010CM



REF.	DESCRIPCIÓN DESCRIPTION	COLOR COLOUR
358302	Manilla puerta Polaris recta dcha Polaris straight door handle right	Negro Black
358301		Blanco White
358303		Color Colour
358304		Lacado Inox Inox powder coating
358305		Plata claro Light silver
358306		Plata oscuro Dark silver
358309		7016CM 7016CM
358310		9010CM 9010CM



REF.	DESCRIPCIÓN DESCRIPTION	COLOR COLOUR
358312	Manilla puerta Polaris recta izda Polaris straight door handle left	Negro Black
358311		Blanco White
358313		Color Colour
358314		Lacado Inox Inox powder coating
358315		Plata claro Light silver
358316		Plata oscuro Dark silver
358317		7016CM 7016CM
358318		9010CM 9010CM



REF.	DESCRIPCIÓN DESCRIPTION	COLOR COLOUR
328201	Manilla simple de puerta, derecha - Acero Inoxidable Simple door handle, right-Stainless steel	Acero inoxidable Stainless steel
OBS.	Incluye cuadradillo de 8x125. Misma estética que manilla de ventana 307500 Includes 8x125 square spindle. Same style as handle 307500	



REF.	DESCRIPCIÓN DESCRIPTION	COLOR COLOUR
328202	Manilla simple de puerta, izquierda - Acero Inoxidable Simple door handle, left-Stainless steel	Acero inoxidable Stainless steel
OBS.	Inlcuye cuadradillo de 8x125. Misma estética que manilla de ventana 307500 Includes 8x125 square spindle. Same style as handle 307500	





REF.	DESCRIPCIÓN DESCRIPTION	COLOR COLOUR
377542	Manilla simple minimalista puerta dchas Minimalist door handle, right	Negro Black
377541		Blanco White
377543		Color Colour
377544		Lacado Inox Inox powder coating
377545		Plata claro Light silver
377546		Plata oscuro Dark silver
377547		7016CM 7016CM
377548		9010CM 9010CM

REF.	DESCRIPCIÓN DESCRIPTION	COLOR COLOUR
377562	Manilla simple minimalista puerta izdas Minimalist door handle, left	Negro Black
377561		Blanco White
377563		Color Colour
377564		Lacado Inox Inox powder coating
377565		Plata claro Light silver
377566		Plata oscuro Dark silver
377567		7016CM 7016CM
377568		9010CM 9010CM





REF.	DESCRIPCIÓN DESCRIPTION	COLOR COLOUR
321271	Pomo exterior Outside knob	Negro Black
321272		Blanco White
321273		PLATA-EV SILVER-EV
321275		Acero inoxidable Stainless steel

REF.	DESCRIPCIÓN DESCRIPTION	COLOR COLOUR
350470	Pomo exterior con bombín cerradura External knob with cylinder	Negro Black
350471		Blanco White
350472		Plata Silver
350473		PLATA-EV SILVER-EV
OBS.	Dispositivo antipánico Antipanic device	

MOTORIZACIÓN MOTORIZATION

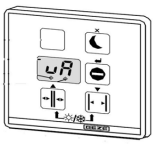



REF.	DESCRIPCIÓN DESCRIPTION	COLOR COLOUR
337640	Display programador DPS DPS display programmer	Sin color No colour

REF.	DESCRIPCIÓN DESCRIPTION	COLOR COLOUR
322671	Emisor de señal Signal transmitter	Sin color No colour





REF.	DESCRIPCIÓN DESCRIPTION	COLOR COLOUR
322651	Llave acceso exterior Outside access key	Sin color No colour

REF.	DESCRIPCIÓN DESCRIPTION	COLOR COLOUR
322652	Llave acceso exterior de empotrar Outside embedded access key	Sin color No colour



REF.	DESCRIPCIÓN DESCRIPTION	COLOR COLOUR
337635	Mecanismo F batiente brazo Arm swing F mechanism	Negro Black
337636		Plata Silver



REF.	DESCRIPCIÓN DESCRIPTION	COLOR COLOUR
337630	Mecanismo F batiente guía Guide swing F mechanism	Negro Black
337631		Plata Silver



REF.	DESCRIPCIÓN DESCRIPTION	COLOR COLOUR
337625	Mecanismo batiente brazo Arm swing mechanism	Negro Black
337626		Plata Silver



REF.	DESCRIPCIÓN DESCRIPTION	COLOR COLOUR
337620	Mecanismo batiente guía Guide swing mechanism	Negro Black
337621		Plata Silver



REF.	DESCRIPCIÓN DESCRIPTION	COLOR COLOUR
322653	Pulsador de apertura Opening button	Sin color No colour



REF.	DESCRIPCIÓN DESCRIPTION	COLOR COLOUR
322654	Pulsador de apertura emergencia. Emergency opening button	Rojo Red



REF.	DESCRIPCIÓN DESCRIPTION	COLOR COLOUR
337653	Pulsador de codo 180x90 180x90 elbow button	Sin color No colour



REF.	DESCRIPCIÓN DESCRIPTION	COLOR COLOUR
322662	Radar GC304 GC304 radar	Sin color No colour



REF.	DESCRIPCIÓN DESCRIPTION	COLOR COLOUR
322670	Receptor de señal Signal receiver	Sin color No colour



REF.	DESCRIPCIÓN DESCRIPTION	COLOR COLOUR
337666	Sensor seguridad GC335 L1400 GC335 L1400 security sensor	Negro Black
337667		Plata Silver
OBS.	Dispuesto sobre hoja Arranged on sash	

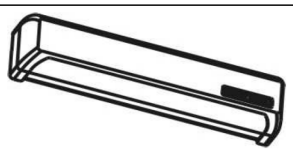

REF.	DESCRIPCIÓN DESCRIPTION	COLOR COLOUR
337662	Sensor seguridad GC335 L310 GC335 L310 security sensor	Negro Black
337663		Plata Silver
OBS.	Dispuesto sobre hoja Arranged on sash	

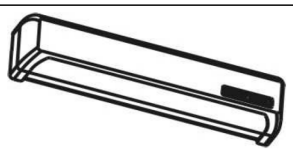

REF.	DESCRIPCIÓN DESCRIPTION	COLOR COLOUR
337664	Sensor seguridad GC335 L900 GC335 L900 security sensor	Negro Black
337665		Plata Silver
OBS.	Dispuesto sobre hoja Arranged on sash	



REF.	DESCRIPCIÓN DESCRIPTION	COLOR COLOUR
322610	Servicio puesta en marcha, España. Start-up service, Spain	Sin color No colour



REF.	DESCRIPCIÓN DESCRIPTION	COLOR COLOUR
322611	Servicio puesta en marcha, Europe-UE. Start-up service, Europe-EU	Sin color No colour



REF.	DESCRIPCIÓN DESCRIPTION	COLOR COLOUR
322655	Teclado numérico CTI CTI keypad	Sin color No colour

PASADOR PIN

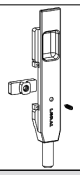

REF.	DESCRIPCIÓN DESCRIPTION	COLOR COLOUR
301007	Pasador inferior Bottom bolt	Sin color No colour

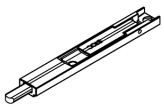

REF.	DESCRIPCIÓN DESCRIPTION	COLOR COLOUR
362611	Pasador puerta corto Short door bolt	Negro Black
362612		Blanco White



REF.	DESCRIPCIÓN DESCRIPTION	COLOR COLOUR
362631	Pasador puerta largo Long door bolt	Negro Black
362632		Blanco White

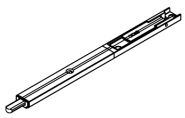

REF.	DESCRIPCIÓN DESCRIPTION	COLOR COLOUR
362621	Pasador puerta mediano Medium door bolt	Negro Black
362622		Blanco White



REF.	DESCRIPCIÓN DESCRIPTION	COLOR COLOUR
301006	Pasador superior Top bolt	Sin color No colour

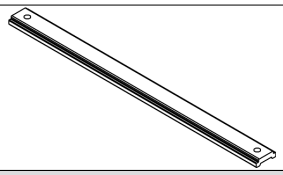

REF.	DESCRIPCIÓN DESCRIPTION	COLOR COLOUR
301008	Pletina 400 mm pasador superior 400 mm plate top bolt	Sin color No colour

TAPAS COVERS

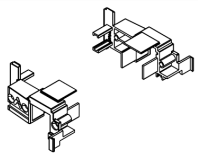

REF.	DESCRIPCIÓN DESCRIPTION	COLOR COLOUR
397647	Juego de tapas acople inferior sin umbral Cover set for bottom coupling without threshold	Sin color No colour

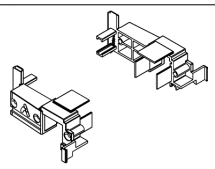

REF.	DESCRIPCIÓN DESCRIPTION	COLOR COLOUR
398647	Juego de tapas acople inferior sin umbral Cover set for bottom coupling without threshold	Sin color No colour

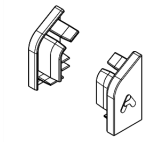

REF.	DESCRIPCIÓN DESCRIPTION	COLOR COLOUR
262304	Juego de tapas vierteaguas inferior puerta Door bottom rain gutter cap set	Sin color No colour

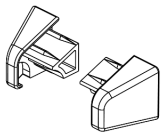

REF.	DESCRIPCIÓN DESCRIPTION	COLOR COLOUR
258206	Juego tapas goterón Raindrop end plates set	Negro Black
250626		Color Colour
258207		Caramelo Caramel
258209		Marrón Brown
258216		Blanco White
258224		Plata claro Light silver
258225		Plata oscuro Dark silver
258227		7016CM 7016CM
258228		Lacado Inox Inox powder coating
258229		9010CM 9010CM

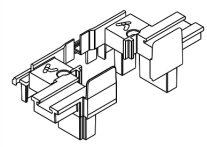

REF.	DESCRIPCIÓN DESCRIPTION	COLOR COLOUR
308640	Juego tapas inversor puerta MP80 Door inverter cap set MP80	Sin color No colour

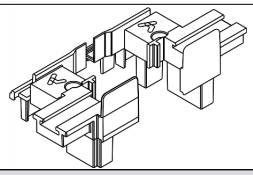

REF.	DESCRIPCIÓN DESCRIPTION	COLOR COLOUR
307640	Juego tapas inversoras Inverter cap set	Sin color No colour

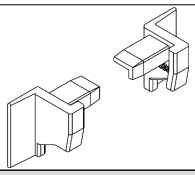

REF.	DESCRIPCIÓN DESCRIPTION	COLOR COLOUR
307633	Juego tapas laterales remate portagomas Rubber holder finishing lateral cap set	Sin color No colour

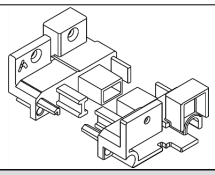

REF.	DESCRIPCIÓN DESCRIPTION	COLOR COLOUR
307660	Juego tapas laterales umbral puerta Door threshold lateral cap set	Sin color No colour

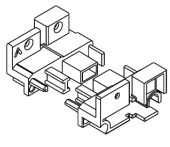

REF.	DESCRIPCIÓN DESCRIPTION	COLOR COLOUR
308660	Juego tapas laterales umbral puerta MP80 Door threshold lateral cap set MP80	Sin color No colour

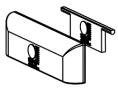

REF.	DESCRIPCIÓN DESCRIPTION	COLOR COLOUR
920100	Tapa desagüe con deflector Drainage cover with deflector	Negro Black
920101		Blanco White

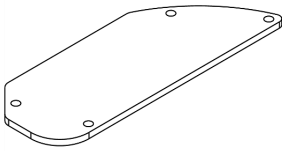

REF.	DESCRIPCIÓN DESCRIPTION	COLOR COLOUR
397692	Tapa para tirador embutido Cover for handle embedded	Negro Black
397691		Blanco White
397693		Color Colour
397694		Lacado Inox Inox powder coating
397695		Plata claro Light silver
397696		Plata oscuro Dark silver
397697		7016CM 7016CM
397698		9010CM 9010CM

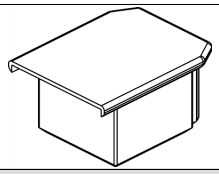

REF.	DESCRIPCIÓN DESCRIPTION	COLOR COLOUR
257201	Tapa unión de marcos con refuerzo Frame joint end plates with reinforcement	Negro Black
250621		Color Colour
257211		Blanco White
257212		Plata claro Light silver
257213		Plata oscuro Dark silver
257214		7016CM 7016CM
257215		9010CM 9010CM
257216		Lacado Inox Inox powder coating

TIRADORES PULL HANDLES

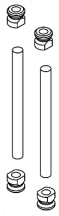

REF.	DESCRIPCIÓN DESCRIPTION	COLOR COLOUR
398619	Kit fijación Art Infinity doble Double fixing kit Art Infinity	Sin color No colour

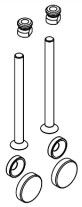

REF.	DESCRIPCIÓN DESCRIPTION	COLOR COLOUR
398629	Kit fijación Art Infinity simple Simple fixing kit Art Infinity	Sin color No colour



REF.	DESCRIPCIÓN DESCRIPTION	COLOR COLOUR
318082	Kit fijación para tiradores interior-exterior inox Inside-outside stainless door pulls fixation kit	Sin color No colour



REF.	DESCRIPCIÓN DESCRIPTION	COLOR COLOUR
368080	Kit fijación simple para tiradores inox Door inox pull simple fixation kit	Sin color No colour



REF.	DESCRIPCIÓN DESCRIPTION	COLOR COLOUR
398612	Tirador Art Infinity inclinado derecha Right inclined pull handle Art Infinity	Negro Black
398611		Blanco White
398613		Color Colour
398614		Lacado Inox Inox powder coating
398615		Plata claro Light silver
398616		Plata oscuro Dark silver
398617		7016CM 7016CM
398618		9010CM 9010CM



REF.	DESCRIPCIÓN DESCRIPTION	COLOR COLOUR
398622	Tirador Art Infinity recto Straight pull handle Art Infinity	Negro Black
398621		Blanco White
398623		Color Colour
398624		Lacado Inox Inox powder coating
398625		Plata claro Light silver
398626		Plata oscuro Dark silver
398627		7016CM 7016CM
398628		9010CM 9010CM



REF.	DESCRIPCIÓN DESCRIPTION	COLOR COLOUR
398602	Tirador Art infinity inclinado izquierda Left inclined pull handle Art Infinity	Negro Black
398601		Blanco White
398603		Color Colour
398604		Lacado Inox Inox powder coating
398605		Plata claro Light silver
398606		Plata oscuro Dark silver
398607		7016CM 7016CM
398608		9010CM 9010CM



REF.	DESCRIPCIÓN DESCRIPTION	COLOR COLOUR
318014	Tirador de puerta 45° inox mate 400 mm 45º door pull stainless matt 400 mm	Sin color No colour
OBS.	300 mm entre ejes de tornillos. Acabado inox mate 300 mm inbetween screws axis	



REF.	DESCRIPCIÓN DESCRIPTION	COLOR COLOUR
318034	Tirador de puerta V inox mate - 332 mm V door pull stainless matt-332 mm	Sin color No colour
OBS.	300 mm entre ejes de tornillos. Acabado inox mate 300 mm inbetween screws axis	



REF.	DESCRIPCIÓN DESCRIPTION	COLOR COLOUR
318054	Tirador de puerta curvado Inox Mate 332 mm Curved door pull stainless matt 332mm	Sin color No colour
OBS.	300 mm entre ejes de tornillos. Acabado inox mate	



REF.	DESCRIPCIÓN DESCRIPTION	COLOR COLOUR
318024	Tirador de puerta recto inox mate - 400 mm Straight door pull stainless matt 400 mm	Sin color No colour
OBS.	300 mm entre ejes de tornillos. Acabado inox mate 300 mm inbetween screws axis	



REF.	DESCRIPCIÓN DESCRIPTION	COLOR COLOUR
318044	Tirador puerta media luna Inox Mate 332 mm Half moon door pull stainless matt 332mm	Sin color No colour
OBS.	300 mm entre ejes de tornillos. Acabado inox mate 300 mm between screws axes. Matte stainless steel finish	

TOPE TRAVESAÑO EXTERIOR EXTERNAL TRANSOM STOP

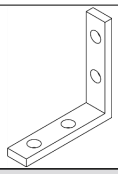

REF.	DESCRIPCIÓN DESCRIPTION	COLOR COLOUR
327971	Tope travesaño exterior superpuesto Overlapped outer transom cap	Sin color No colour

TOPE TRAVESAÑO INTERIOR INTERNAL TRANSOM STOP

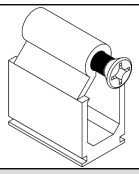

REF.	DESCRIPCIÓN DESCRIPTION	COLOR COLOUR
920150	Tope de zanca puerta Door transom cleat	Sin color No colour
OBS.	Incluye 2 tornillos de apriete M6 Includes 2 M6 screw	

TOPE TRAVESAÑO INTERIOR/EXTERIOR INTERNAL/EXTERNAL TRANSOM STOP

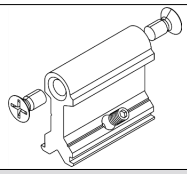

REF.	DESCRIPCIÓN DESCRIPTION	COLOR COLOUR
292243	Tope travesaño Transom block	Sin color No colour

TORNILLERÍA SCREWS



REF.	DESCRIPCIÓN DESCRIPTION	COLOR COLOUR
238297	Tornillo fijación goterón Raindrop clamping screw	Sin color No colour



REF.	DESCRIPCIÓN DESCRIPTION	COLOR COLOUR
852913	Tornillos DIN7504M Ø2,9x13 DIN7504M Ø2,9x13 screws	Sin color No colour



REF.	DESCRIPCIÓN DESCRIPTION	COLOR COLOUR
853922	Tornillos DIN7504M Ø3,9x22 DIN7504M Ø3,9x22 screws	Sin color No colour



REF.	DESCRIPCIÓN DESCRIPTION	COLOR COLOUR
844845	Tornillos DIN7504M Ø4,8x45 DIN7504M Ø4,8x45 screws	Sin color No colour



REF.	DESCRIPCIÓN DESCRIPTION	COLOR COLOUR
844819	Tornillos DIN7504MH Ø4,8x19 DIN7504MH Ø4,8x19 screws	Sin color No colour



REF.	DESCRIPCIÓN DESCRIPTION	COLOR COLOUR
843513	Tornillos DIN7504O Ø3,5x13 DIN7504O Ø3,5x13 screws	Sin color No colour



REF.	DESCRIPCIÓN DESCRIPTION	COLOR COLOUR
853522	Tornillos DIN7504O Ø3,5x22 DIN7504O Ø3,5x22 screws	Sin color No colour



REF.	DESCRIPCIÓN DESCRIPTION	COLOR COLOUR
853525	Tornillos DIN7504O Ø3,5x25 DIN7504O Ø3,5x25 screws	Sin color No colour



REF.	DESCRIPCIÓN DESCRIPTION	COLOR COLOUR
853913	Tornillos DIN7504O Ø3,9x13 DIN7504O Ø3,9x13 screws	Sin color No colour



REF.	DESCRIPCIÓN DESCRIPTION	COLOR COLOUR
854232	Tornillos DIN7504O Ø4,2x32 DIN7504O Ø4,2x32 screws	Sin color No colour



REF.	DESCRIPCIÓN DESCRIPTION	COLOR COLOUR
812913	Tornillos DIN7981 Ø2,9x13 Screws DIN7981 Ø2,9x13	Sin color No colour



REF.	DESCRIPCIÓN DESCRIPTION	COLOR COLOUR
813519	Tornillos DIN7981 Ø3,5x19 Screws DIN7981 Ø3,5x19	Sin color No colour

					
REF.	**DESCRIPCIÓN DESCRIPTION**	**COLOR COLOUR**	**REF.**	**DESCRIPCIÓN DESCRIPTION**	**COLOR COLOUR**
813532	Tornillos DIN7981 Ø3,5x32 Screws DIN7981 Ø3,5x32	Sin color No colour	813919	Tornillos DIN7981 Ø3,9x19 Screws DIN7981 Ø3,9x19	Sin color No colour

					
REF.	**DESCRIPCIÓN DESCRIPTION**	**COLOR COLOUR**	**REF.**	**DESCRIPCIÓN DESCRIPTION**	**COLOR COLOUR**
813922	Tornillos DIN7981 Ø3,9x22 DIN7981 Ø3,9x22 screws	Sin color No colour	814219	Tornillos DIN7981 Ø4,2x19 DIN7981 Ø4,2x19 screws	Sin color No colour

					
REF.	**DESCRIPCIÓN DESCRIPTION**	**COLOR COLOUR**	**REF.**	**DESCRIPCIÓN DESCRIPTION**	**COLOR COLOUR**
814232	Tornillos DIN7981 Ø4,2x32 DIN7981 Ø4,2x32 screws	Sin color No colour	814238	Tornillos DIN7981 Ø4,2x38 DIN7981 Ø4,2x45 screws	Sin color No colour

					
REF.	**DESCRIPCIÓN DESCRIPTION**	**COLOR COLOUR**	**REF.**	**DESCRIPCIÓN DESCRIPTION**	**COLOR COLOUR**
814260	Tornillos DIN7981 Ø4,2x60 DIN7981 Ø4,2x60 screws	Sin color No colour	814295	Tornillos DIN7981 Ø4,2x9,5 DIN7981 Ø4,2x9,5 screws	Sin color No colour

					
REF.	**DESCRIPCIÓN DESCRIPTION**	**COLOR COLOUR**	**REF.**	**DESCRIPCIÓN DESCRIPTION**	**COLOR COLOUR**
814813	Tornillos DIN7981 Ø4,8x13 ScrewsDIN7981 Ø4,8x13	Sin color No colour	814819	Tornillos DIN7981 Ø4,8x19 Screws DIN7981 Ø4,8x19	Sin color No colour

					
REF.	**DESCRIPCIÓN DESCRIPTION**	**COLOR COLOUR**	**REF.**	**DESCRIPCIÓN DESCRIPTION**	**COLOR COLOUR**
814822	Tornillos DIN7981 Ø4,8x22 DIN7981 Ø4,8x22 screws	Sin color No colour	814825	Tornillos DIN7981 Ø4,8x25 DIN7981 Ø4,8x25 screws	Sin color No colour



REF.	DESCRIPCIÓN DESCRIPTION	COLOR COLOUR
814832	Tornillos DIN7981 Ø4,8x32 DIN7981 Ø4,8x32 screws	Sin color No colour



REF.	DESCRIPCIÓN DESCRIPTION	COLOR COLOUR
814845	Tornillos DIN7981 Ø4,8x45 DIN7981 Ø4,8x45 screws	Sin color No colour



REF.	DESCRIPCIÓN DESCRIPTION	COLOR COLOUR
814850	Tornillos DIN7981 Ø4,8x50 DIN7981 Ø4,8x50 screws	Sin color No colour



REF.	DESCRIPCIÓN DESCRIPTION	COLOR COLOUR
814860	Tornillos DIN7981 Ø4,8x60 DIN7981 Ø4,8x60 screws	Sin color No colour



REF.	DESCRIPCIÓN DESCRIPTION	COLOR COLOUR
814870	Tornillos DIN7981 Ø4,8x70 Screws DIN7981 Ø4,8x70	Sin color No colour



REF.	DESCRIPCIÓN DESCRIPTION	COLOR COLOUR
814880	Tornillos DIN7981 Ø4,8x80 Screws DIN7981 Ø4,8x80	Sin color No colour



REF.	DESCRIPCIÓN DESCRIPTION	COLOR COLOUR
814809	Tornillos DIN7981 Ø4,8x9,5 DIN7981 Ø4,8x9,12 screws	Sin color No colour



REF.	DESCRIPCIÓN DESCRIPTION	COLOR COLOUR
815525	Tornillos DIN7981 Ø5,5x25 DIN7981 Ø5,5x25 screws	Sin color No colour



REF.	DESCRIPCIÓN DESCRIPTION	COLOR COLOUR
815545	Tornillos DIN7981 Ø5,5x45 DIN7981 Ø5,5x45 screws	Sin color No colour



REF.	DESCRIPCIÓN DESCRIPTION	COLOR COLOUR
822919	Tornillos DIN7982 Ø2,9x19 Screws DIN7982 Ø2,9x19	Sin color No colour



REF.	DESCRIPCIÓN DESCRIPTION	COLOR COLOUR
822995	Tornillos DIN7982 Ø2,9x9,5 DIN7982 Ø2,9x9,5 screws	Sin color No colour



REF.	DESCRIPCIÓN DESCRIPTION	COLOR COLOUR
823519	Tornillos DIN7982 Ø3,5x19 DIN7982 Ø3,5x19 screws	Sin color No colour



REF.	DESCRIPCIÓN DESCRIPTION	COLOR COLOUR
823919	Tornillos DIN7982 Ø3,9x19 DIN7982 Ø3,9x19 screws	Sin color No colour



REF.	DESCRIPCIÓN DESCRIPTION	COLOR COLOUR
823909	Tornillos DIN7982 Ø3,9x9,5 DIN7982 Ø3,9x9,5 screws	Sin color No colour



REF.	DESCRIPCIÓN DESCRIPTION	COLOR COLOUR
824219	Tornillos DIN7982 Ø4,2x19 DIN7982 Ø4,2x19 screws	Sin color No colour



REF.	DESCRIPCIÓN DESCRIPTION	COLOR COLOUR
824222	Tornillos DIN7982 Ø4,2x22 DIN7982 Ø4,2x22 screws	Sin color No colour



REF.	DESCRIPCIÓN DESCRIPTION	COLOR COLOUR
824260	Tornillos DIN7982 Ø4,2x60 DIN7982 Ø4,2x60 screws	Sin color No colour



REF.	DESCRIPCIÓN DESCRIPTION	COLOR COLOUR
824825	Tornillos DIN7982 Ø4,8x25 DIN7982 Ø4,8x25 screws	Sin color No colour



REF.	DESCRIPCIÓN DESCRIPTION	COLOR COLOUR
301110	Tornillos DIN965 M5x100 DIN965 M5x100 screws	Sin color No colour



REF.	DESCRIPCIÓN DESCRIPTION	COLOR COLOUR
810516	Tornillos DIN965 M5x16 DIN965 M5x16 screw	Sin color No colour



REF.	DESCRIPCIÓN DESCRIPTION	COLOR COLOUR
810525	Tornillos DIN965 M5x25 DIN965 M5x25 screws	Sin color No colour



REF.	DESCRIPCIÓN DESCRIPTION	COLOR COLOUR
274210	Tornillos DIN965 M5x45 DIN965 M5x45 screws	Sin color No colour



REF.	DESCRIPCIÓN DESCRIPTION	COLOR COLOUR
280005	Tuerca remachable M5 Rivet nut M5	Sin color No colour
OBS.	Válida para espesores ≤ 3 mm Valid for thickness ≤ 3 mm	

TROQUEL PUNCH TOOL

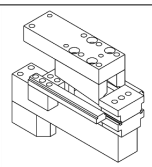

REF.	DESCRIPCIÓN DESCRIPTION	COLOR COLOUR
359946	Kit barrido pestañas Clear ou flaps kit	Sin color No colour

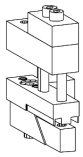

REF.	DESCRIPCIÓN DESCRIPTION	COLOR COLOUR
327820	Kit marco y hoja vaivén Kit swing frame and sash	Sin color No colour

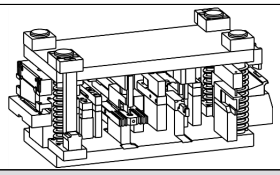

REF.	DESCRIPCIÓN DESCRIPTION	COLOR COLOUR
327999	Troquel abisagradas CE CE hinged punch tools	Sin color No colour
OBS.	Escuadras de tetón cuadrado Square teton corner cleats	

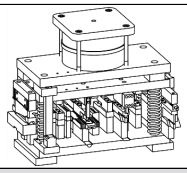

REF.	DESCRIPCIÓN DESCRIPTION	COLOR COLOUR
327998	Troquel abisagradas CE CE hinged punch tools	Sin color No colour
OBS.	Con pulmón. Escuadras tetón cuadrado. With plenum chamber. Square teton corner cleats	

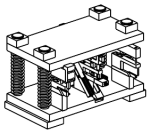

REF.	DESCRIPCIÓN DESCRIPTION	COLOR COLOUR
347999	Troquel de escuadras Punch tool with for cleats	Sin color No colour
OBS.	Escuadra CE tetón cuadrado CE square teton corner cleats	

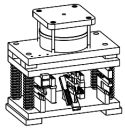

REF.	DESCRIPCIÓN DESCRIPTION	COLOR COLOUR
347998	Troquel de escuadras con pulmón neumático Punch tool with pneumatic chamber for cleats	Sin color No colour
OBS.	Escuadra CE tetón cuadrado CE square teton corner cleats	

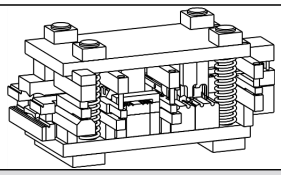

REF.	DESCRIPCIÓN DESCRIPTION	COLOR COLOUR
307899	Troquel serie puertas Door series punch tool	Sin color No colour
OBS.	Válido para Millennium 2000, Millennium Plus y Millennium FR Valid for Millennium 2000, Millennium Plus and Millennium FR	

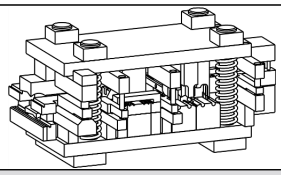

REF.	DESCRIPCIÓN DESCRIPTION	COLOR COLOUR
307898	Troquel serie puertas con pulmón neumático Door series punch tool with pneumatic chamber	Sin color No colour
OBS.	Válido para Millennium 2000, Millennium Plus y Millennium FR Valid for Millennium 2000, Millennium Plus and Millennium FR	

VARIOS VARIOUS



REF.	DESCRIPCIÓN DESCRIPTION	COLOR COLOUR
301262	Acceso Smart-Touch Smart-Touch access	Sin color No colour



REF.	DESCRIPCIÓN DESCRIPTION	COLOR COLOUR
341269	Adhesivo especial gomas, TRANSPARENTE Special adhesive, TRANSPARENT	Sin color No colour
OBS.	Base de cianocrilato Cyanocrylate based	

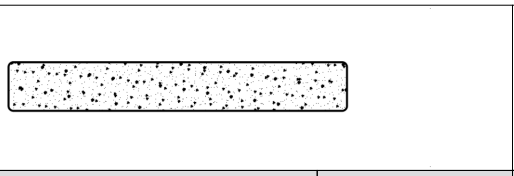

REF.	DESCRIPCIÓN DESCRIPTION	COLOR COLOUR
287300	Aislante galce de 35 x 5 mm 35x5 mm isolation rebate profile	Sin color No colour



REF.	DESCRIPCIÓN DESCRIPTION	COLOR COLOUR
307121	Aislante galce de 38 mm x 12.5 mm 38x12,5 mm isolation rebate profile	Sin color No colour



REF.	DESCRIPCIÓN DESCRIPTION	COLOR COLOUR
317150	Bicomponente Cortizo Cortizo bicomponent	Sin color No colour



REF.	DESCRIPCIÓN DESCRIPTION	COLOR COLOUR
301243	Cable de 8 m de 3 hilos 8 m 3 wire cord	Sin color No colour



REF.	DESCRIPCIÓN DESCRIPTION	COLOR COLOUR
301242	Cable de 8 m de 3 hilos con centralita 8 m 3 wire cord with switchboard	Sin color No colour



REF.	DESCRIPCIÓN DESCRIPTION	COLOR COLOUR
301272	Cerradero contacto motor Engine contact strike	Sin color No colour



REF.	DESCRIPCIÓN DESCRIPTION	COLOR COLOUR
270200	Cinta estanqueidad zona bisagras Watertightness strip hinge area	Sin color No colour

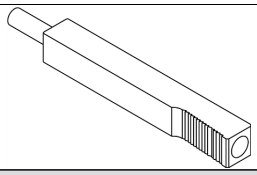

REF.	DESCRIPCIÓN DESCRIPTION	COLOR COLOUR
301220	Cuadradillo interior manilla Internal handle spindle	Sin color No colour

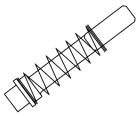

REF.	DESCRIPCIÓN DESCRIPTION	COLOR COLOUR
321116	Cuadradillo medio 8-9 puerta emergencia L60 8-9 square spindle L60 emergency door	Sin color No colour
OBS.	Longitud 60 mm 60 mm length	

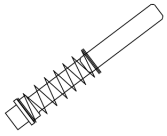

REF.	DESCRIPCIÓN DESCRIPTION	COLOR COLOUR
321118	Cuadradillo medio 8-9 puerta emergencia L80 8-9 square spindle L80 emergency door	Sin color No colour
OBS.	Longitud 80 mm 60 mm length	

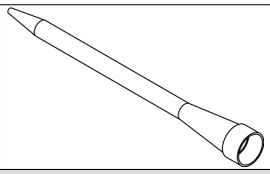

REF.	DESCRIPCIÓN DESCRIPTION	COLOR COLOUR
317151	Dosificador para bicomponente Dispenser for bicomponent	Sin color No colour



REF.	DESCRIPCIÓN DESCRIPTION	COLOR COLOUR
301261	Emisor de radio 3 canales 3 channel radio transmitter	Sin color No colour



REF.	DESCRIPCIÓN DESCRIPTION	COLOR COLOUR
320025	Espuma aislante de 25 mm x 5 mm Insulating foam of 25 mm x 5 mm	Sin color No colour

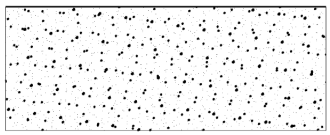

REF.	DESCRIPCIÓN DESCRIPTION	COLOR COLOUR
283500	Espuma aislante de 30 mm x 10 mm 30 mmx10 mm isolation foam	Sin color No colour

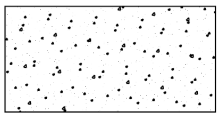

REF.	DESCRIPCIÓN DESCRIPTION	COLOR COLOUR
300015	Espuma aislante de 30 mm x 15 mm 30 mmx15 mm isolation foam	Sin color No colour



REF.	DESCRIPCIÓN DESCRIPTION	COLOR COLOUR
307000	Espuma aislante de 35 mm x 10 mm Insulating foam of 35 mm x 10 mm	Sin color No colour



REF.	DESCRIPCIÓN DESCRIPTION	COLOR COLOUR
320023	Espuma aislante de 40 mm x 5 mm Insulating foam of 40 mm x 5 mm	Sin color No colour



REF.	DESCRIPCIÓN DESCRIPTION	COLOR COLOUR
334616	Espuma aislante de 45 mm x 10 mm 45 mm x 10 mm isolation foam	Sin color No colour



REF.	DESCRIPCIÓN DESCRIPTION	COLOR COLOUR
301249	Fuente de alimentación Power supply	Sin color No colour



REF.	DESCRIPCIÓN DESCRIPTION	COLOR COLOUR
301248	Indicador LED de función - centralita LED function indicator - switchboard	Sin color No colour



REF.	DESCRIPCIÓN DESCRIPTION	COLOR COLOUR
301271	Juego contactos magnéticos cerraderos Set of striker magnetic contacts	Sin color No colour
OBS.	Necesario con 301267/68 y cerradura 301253 Necessary with 301267/68 and lock 301253	

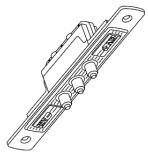

REF.	DESCRIPCIÓN DESCRIPTION	COLOR COLOUR
301257	Juego de contactores hoja Sash contactor set	Sin color No colour

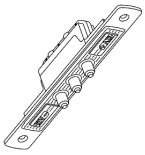

REF.	DESCRIPCIÓN DESCRIPTION	COLOR COLOUR
301258	Juego de contactores hoja, bisagras ocultas Sash contactor set, concealed hinges	Sin color No colour



REF.	DESCRIPCIÓN DESCRIPTION	COLOR COLOUR
301256	Juego de contactores marco Frame contactor set	Sin color No colour



REF.	DESCRIPCIÓN DESCRIPTION	COLOR COLOUR
341276	Kit mantenimiento PVC BLANCO - Aluminio ANODIZADO Maintenance kit PVC WHITE - ANODIZED Aluminum	Sin color No colour



REF.	DESCRIPCIÓN DESCRIPTION	COLOR COLOUR
341277	Kit mantenimiento PVC COLOR - Aluminio LACADO Maintenance kit PVC COLOR - POWDER COATING Aluminum	Sin color No colour



REF.	DESCRIPCIÓN DESCRIPTION	COLOR COLOUR
240143	Pasacables oculto Concealed cord cover	Sin color No colour



REF.	DESCRIPCIÓN DESCRIPTION	COLOR COLOUR
301245	Pasacables visto Visible cord cover	Sin color No colour

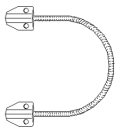

REF.	DESCRIPCIÓN DESCRIPTION	COLOR COLOUR
240153	Pasacables visto Visible cord cover	Sin color No colour



REF.	DESCRIPCIÓN DESCRIPTION	COLOR COLOUR
317152	Pistola para bicomponente Spray gun for bicomponent	Sin color No colour

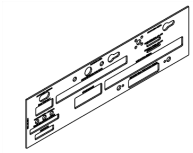

REF.	DESCRIPCIÓN DESCRIPTION	COLOR COLOUR
389902	Plantilla mecanizados manillas Handle machining template	Sin color No colour



REF.	DESCRIPCIÓN DESCRIPTION	COLOR COLOUR
341270	Protector anticorrosión herraje Anti-corrosion guard hardware	Sin color No colour
OBS.	Bote de 0,5 l. 0,5 l. can	



REF.	DESCRIPCIÓN DESCRIPTION	COLOR COLOUR
301259	Receptor radio transpondedor Transponder radio receiver	Sin color No colour



REF.	DESCRIPCIÓN DESCRIPTION	COLOR COLOUR
311085	Tapón cubre tornillos Screw cover	Negro Black

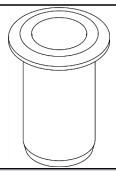

REF.	DESCRIPCIÓN DESCRIPTION	COLOR COLOUR
240287	Tapón guardapolvo Dust cover	Sin color No colour
OBS.	Válido para pasador 331262 y 394805 Valid for pin 331262 and 394805	



REF.	DESCRIPCIÓN DESCRIPTION	COLOR COLOUR
301274	Tarjetero de proximidad Proximity cardholder	Sin color No colour

					
REF.	**DESCRIPCIÓN** DESCRIPTION	**COLOR** COLOUR	**REF.**	**DESCRIPCIÓN** DESCRIPTION	**COLOR** COLOUR
301275	Teclado numérico Numeric keyboard	Sin color No colour	301260	Transpondedor usuario User transponder	Sin color No colour

TABLA ESCUADRAS TETÓN CUADRADO MP70/ SQUARE CORNER CLEATS TABLE MP70

REF PERFIL/ PROFILE LIST	**ESC. PRINCIPAL TETÓN CUADRADO /** SQUARE CLEAT ASSEMBLY CORNER CLEATS	**ESC. SECUNDARIA TETÓN CUADRADO/** SECONDARY SQUARE CORNER CLEATS	**ESC. ALINEAMIENTO/** ALIGNMENT CORNER CLEATS
COR-7610	307620	-	-
COR-7611	307620	-	-
COR-7612	307620	-	-
COR-7613	307620	-	-
COR-7620	307620	347635	287310
COR-7621	307620	347635	287310
COR-7630	307630	347635	-
COR-7632**	307630	347635	-
COR-7635	920380	-	287310
COR-7637	307620	347635	287310
COR-7645	920380	-	296838
COR-7646	920380	-	296838
COR-7650	397600*	397600*	-
COR-7651	397600*	397600*	296838
COR-7656	920380	-	296838
COR-7680	307630	347635	-
COR-7681	920380	-	287310
COR-7682**	307630	347635	-
COR-7685	307620	347635	287310
COR-7686	307620	347635	287310
COR-7687	307620	347635	287310

* 397600 escuadra de tetón redondo / round teton cleat

** Para el barrido de la pestaña usar el troquel 347999 / For hooks machining to cleat use the punch tool 347999

TABLA ESCUADRAS ENSAMBLAR MP70/ ASSEMBLY CORNER CLEATS TABLE MP70

REF PERFIL/ PROFILE LIST	**ESC. PRINCIPAL ENSAMBLAR/** MAIN ASSEMBLY CORNER CLEATS	**ESC. SECUNDARIA ENSAMBLAR/** SECONDARY ASSEMBLY CORNER CLEATS	**ESC. ALINEAMIENTO/** ALIGNMENT CORNER CLEATS
COR-7610	367621	-	-
COR-7611	367621	-	-
COR-7612	367621	-	-
COR-7613	367621	-	-
COR-7620	367621	367620	287310
COR-7621	367621	367620	287310
COR-7630	367630	367620	-
COR-7632**	367630	367620	-
COR-7635	353522	-	287310
COR-7637	367621	367620	287310
COR-7645	353522	-	296838
COR-7646	353522	-	296838
COR-7656	353522	-	296838
COR-7680	367630	367620	-
COR-7681	353522	-	287310
COR-7682**	367630	367620	-
COR-7685	367621	367620	287310
COR-7686	367621	367620	287310
COR-7687	367621	367620	287310

TABLA ESCUADRAS TETÓN CUADRADO MP80/ SQUARE CORNER CLEATS TABLE MP80

REF PERFIL/ PROFILE LIST	ESC. PRINCIPAL TETÓN CUADRADO / SQUARE CLEAT ASSEMBLY CORNER CLEATS	ESC. SECUNDARIA TETÓN CUADRADO/ SECONDARY SQUARE CORNER CLEATS	ESC. ALINEAMIENTO/ ALIGNMENT CORNER CLEATS
COR-8610	307620	-	-
COR-8611	307620	-	-
COR-8612	307620	-	-
COR-8613	307620	-	-
COR-8620	307620	347635	287310
COR-8621	307620	347635	287310
COR-8630	367630	347635	-
COR-8632*	307630	347635	-
COR-8635	920380	-	287310
COR-8637	307620	347635	287310
COR-8645	920380	-	296838
COR-8646	920380	-	296838
COR-8656	920380	-	296838
COR-8680	307630	347635	-
COR-8681	920380	-	287310
COR-8682*	307630	347635	-
COR-8685	307620	347635	287310
COR-8686	307620	347635	287310
COR-8687	307620	347635	287310

* Para el barrido de la pestaña usar el troquel 347999 / For hooks machining to cleat use the punch tool 347999

TABLA ESCUADRAS ENSAMBLAR MP80/ ASSEMBLY CORNER CLEATS TABLE MP80

REF PERFIL/ PROFILE LIST	ESC. PRINCIPAL ENSAMBLAR/ MAIN ASSEMBLY CORNER CLEATS	ESC. SECUNDARIA ENSAMBLAR/ SECONDARY ASSEMBLY CORNER CLEATS	ESC. ALINEAMIENTO/ ALIGNMENT CORNER CLEATS
COR-8610	367621	-	-
COR-8611	367621	-	-
COR-8612	367621	-	-
COR-8613	367621	-	-
COR-8620	367621	367620	287310
COR-8621	367621	367620	287310
COR-8630	367630	367620	-
COR-8632*	367630	367620	-
COR-8635	353522	-	287310
COR-8637	367621	367620	287310
COR-8645	353522	-	296838
COR-8646	353522	-	296838
COR-8656	353522	-	296838
COR-8680	367630	367620	-
COR-8681	353522	-	287310
COR-8682*	367630	367620	-
COR-8685	367621	367620	287310
COR-8686	367621	367620	287310
COR-8687	367621	367620	287310

PUERTA MILLENNIUM PLUS
MILLENNIUM PLUS DOOR

5. MILLENNIUM PLUS 70
5.1 NUDOS CONSTRUCTIVOS / CONSTRUCTIVE SECTIONS

IMPORTANTE

ALUMINIOS CORTIZO S.A.U. se reserva el derecho de modificar o eliminar cualquiera de sus perfiles, accesorios o juntas del sistema sin previo aviso.

ALUMINIOS CORTIZO S.A.U. no se hace responsable de las posibles erratas tipográficas de este catálogo y recomienda encarecidamente al cliente que, antes de la formalización de cualquier pedido, verifique que las referencias aparecidas en el mismo son las correctas.

IMPORTANT

ALUMINIOS CORTIZO S.A.U. reserves the right to modify or remove any of its system profiles, accessories or gaskets without prior notification.

ALUMINIOS CORTIZO S.A.U. will not be responsible for any possible typographical errors in this catalogue and strongly recommends to the client that, before formalising any order, to check that the references that appear in this catalogue are correct.

Ap. Interior/Inside opening

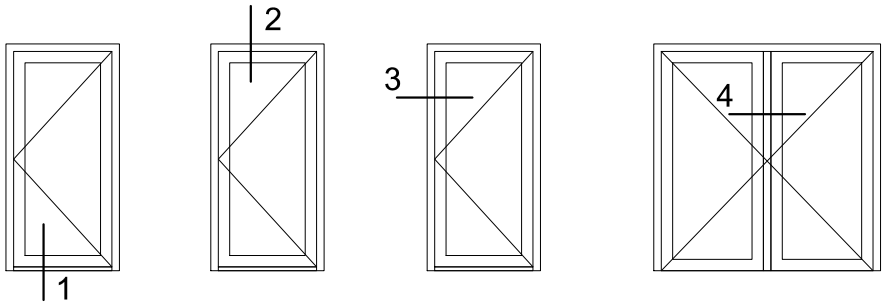

Ap. Interior/Inside opening

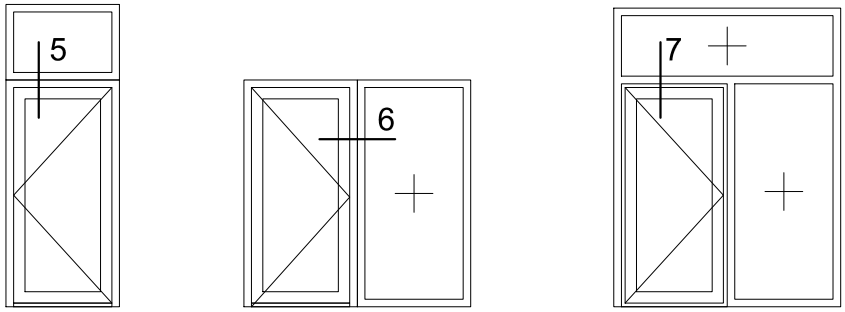

Ap. Interior/inside opening

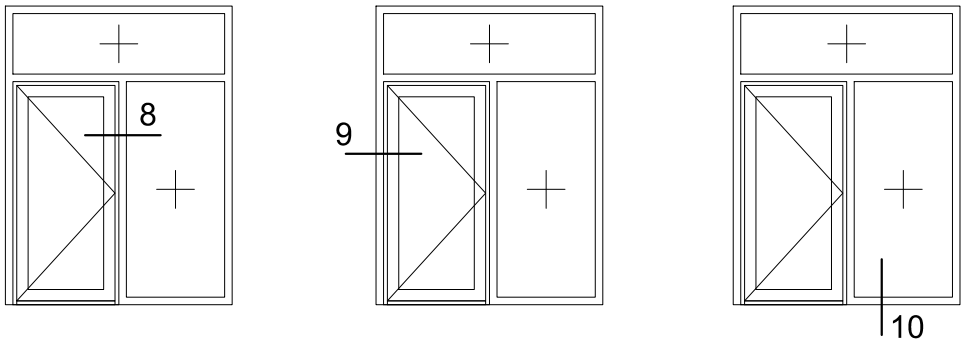

Ap. Interior/inside opening

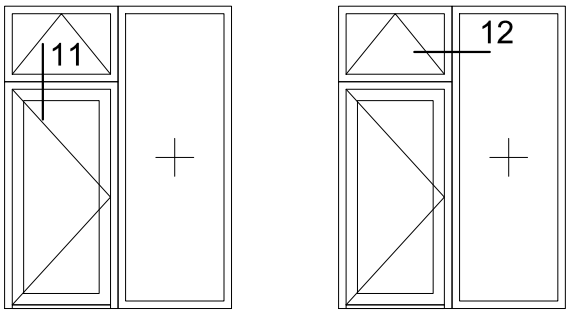

Ap. Exterior/outside opening

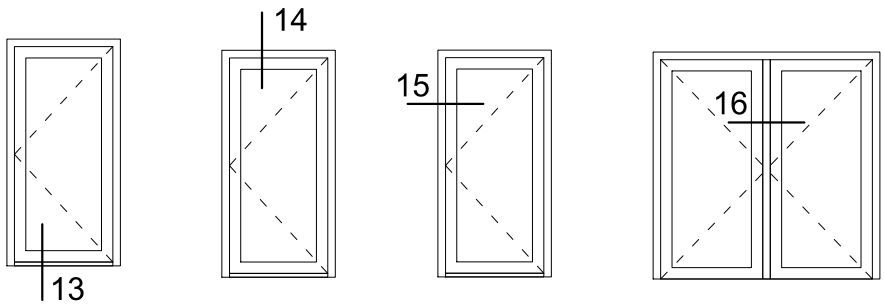

Ap. Exterior/outside opening

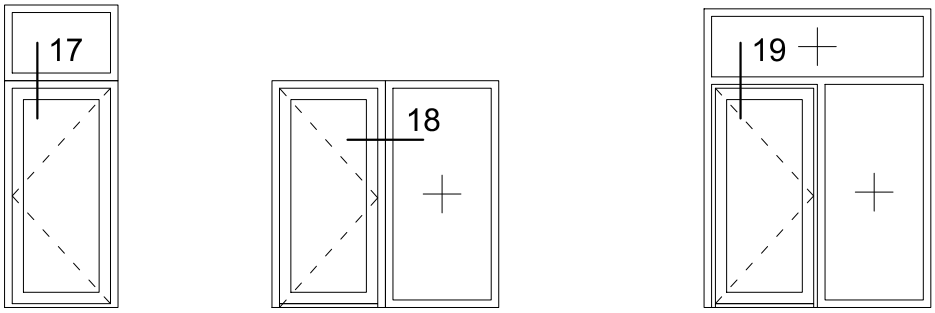

Ap. Exterior/outside opening

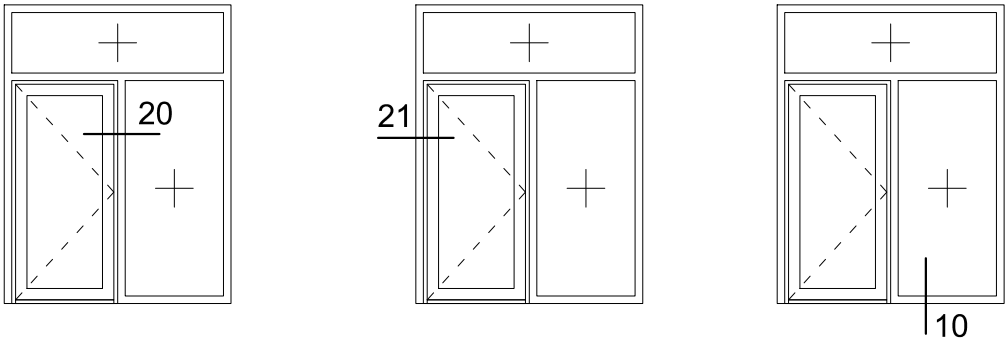

Ap. Exterior/outside opening

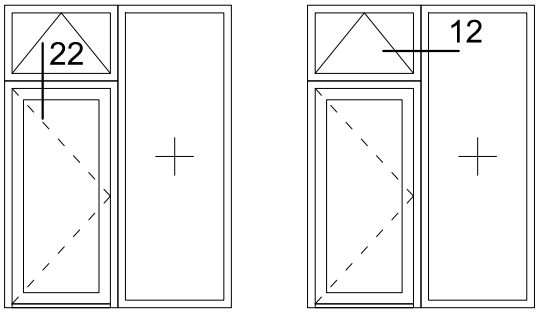

PUERTA MILLENNIUM PLUS
Nudos constructivos MP70

MILLENNIUM PLUS DOOR
Constructive sections MP70

PUERTAS VAIVÉN / SWING DOORS

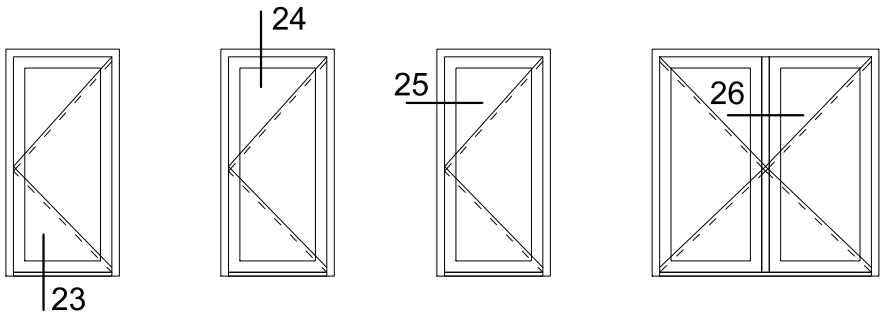

PUERTAS PANELADAS / PANEL DOORS

Ap. Interior/inside opening

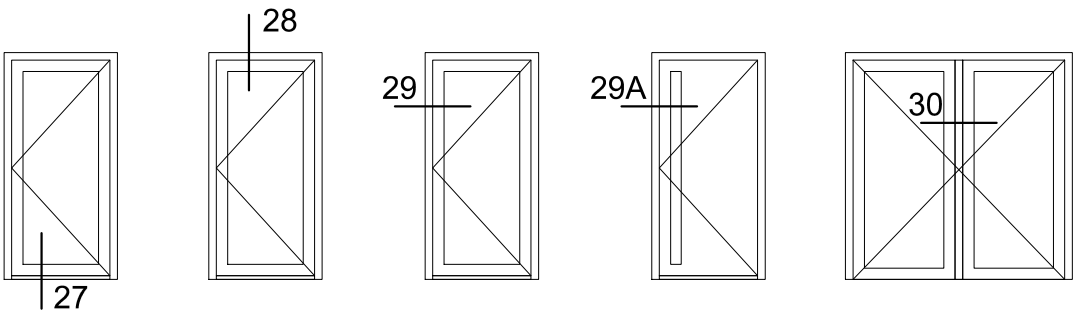

PUERTAS PANELADAS / PANEL DOORS

Ap. Exterior/outside opening

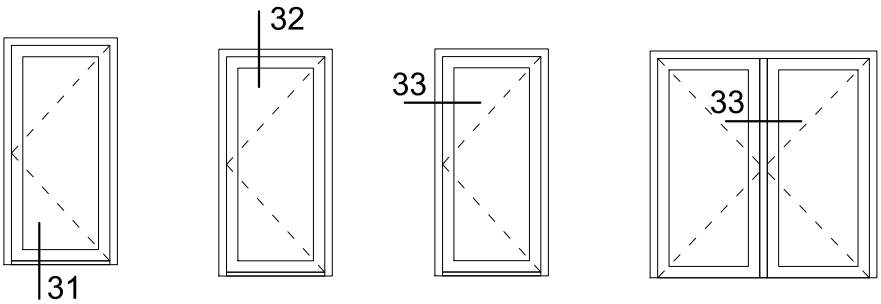

FIJOS/FIXED

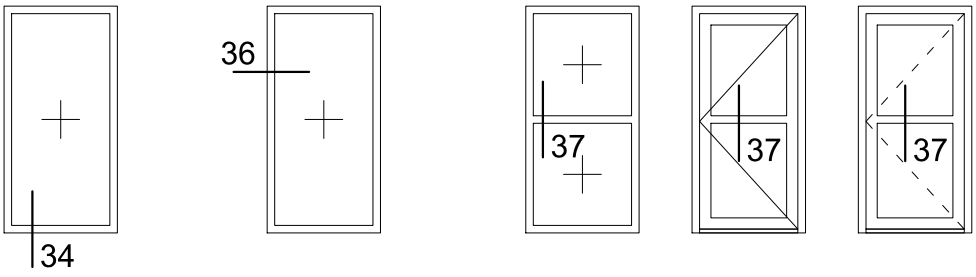

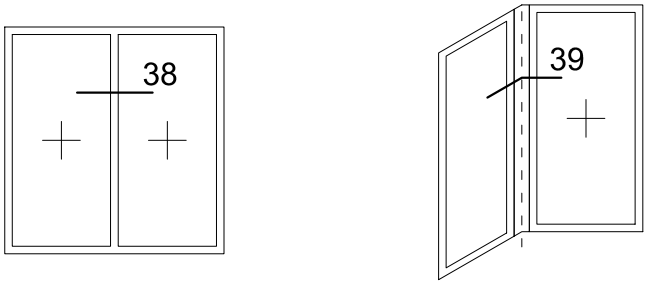

1:1

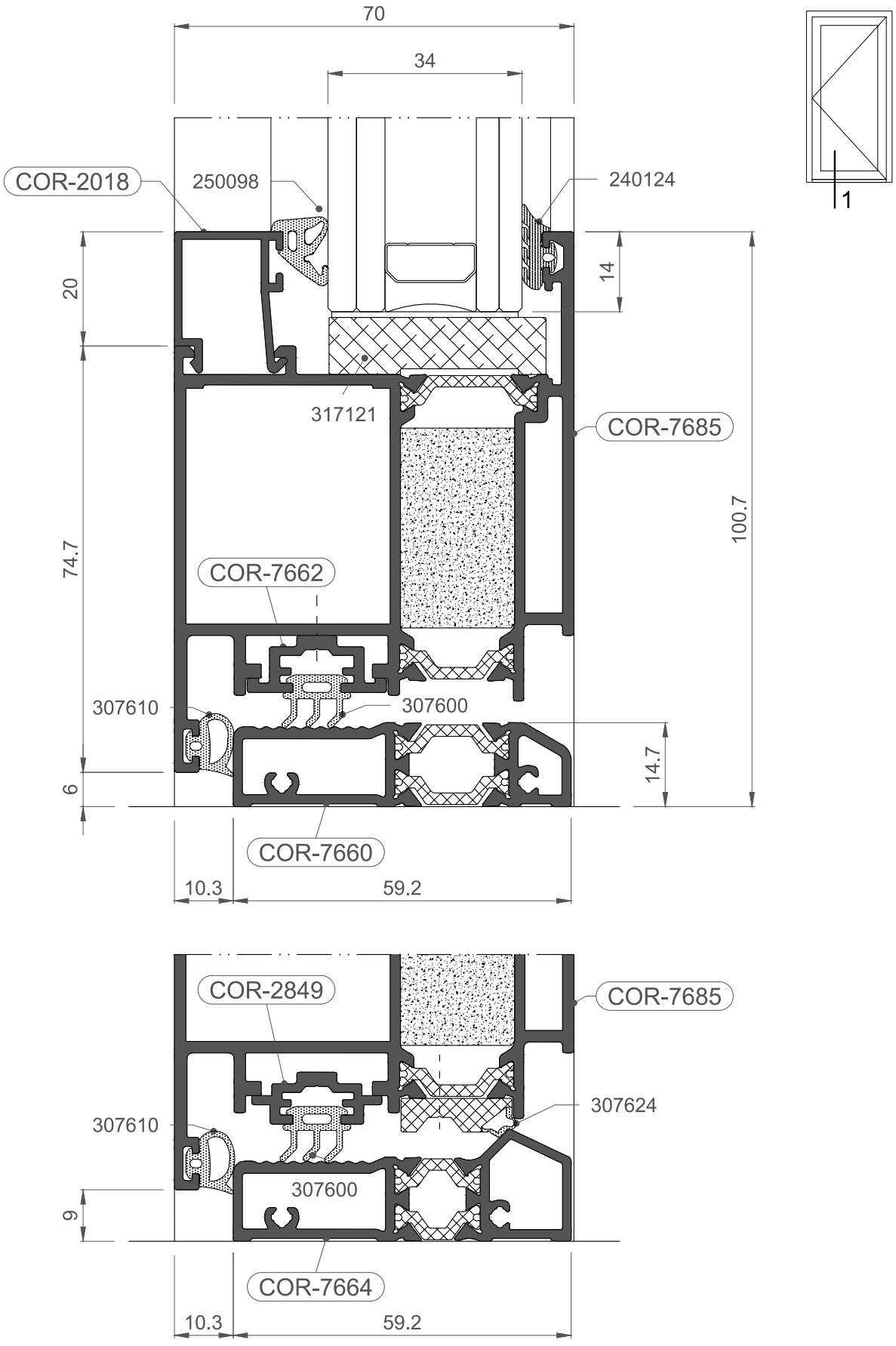
70
34
COR-2018
250098
240124
20
14
317121
COR-7685
74.7
100.7
COR-7662
307610
307600
14.7
6
COR-7660
10.3
59.2
COR-2849
COR-7685
307624
307610
307600
9
COR-7664
10.3
59.2
1

1:1

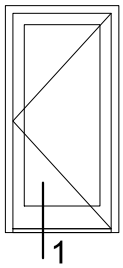
1

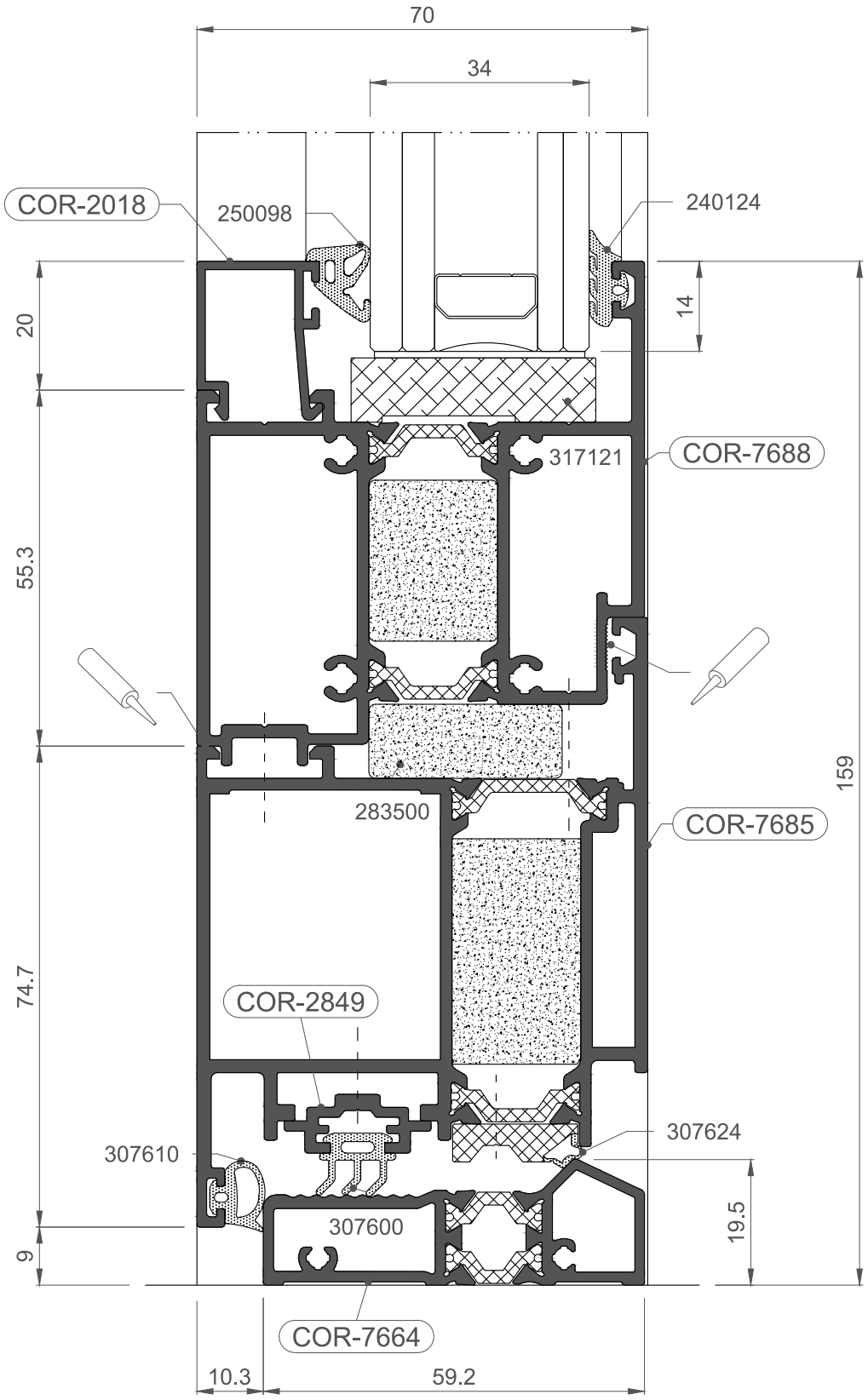
70
34
COR-2018
250098
240124
20
14
317121
COR-7688
55.3
283500
COR-7685
159
74.7
COR-2849
307624
307610
19.5
307600
9
COR-7664
10.3
59.2

1:1

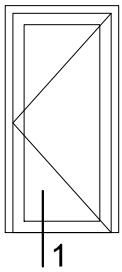
1

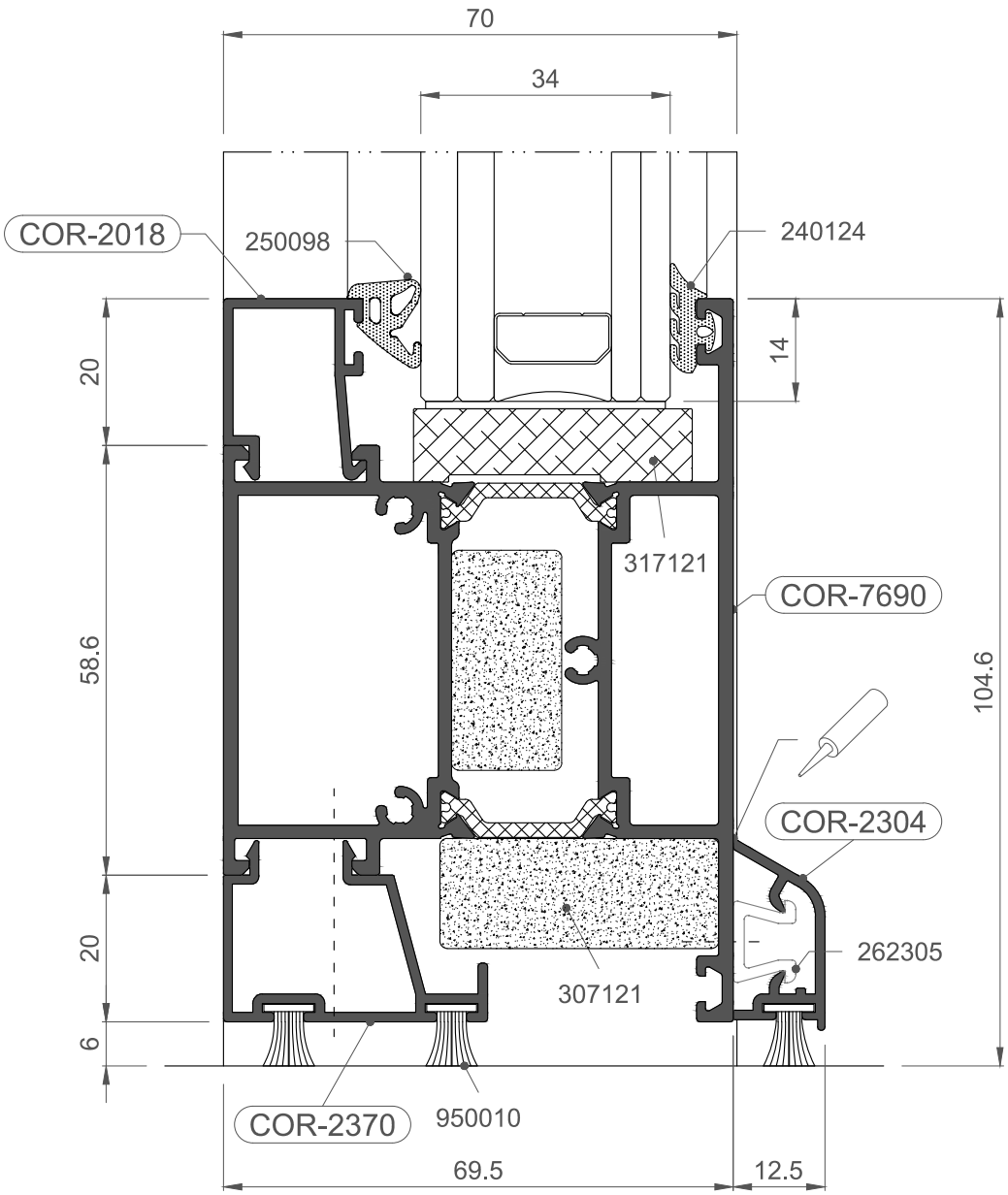
70
34
COR-2018
250098
240124
20
14
58.6
317121
COR-7690
104.6
COR-2304
20
262305
307121
6
COR-2370
950010
69.5
12.5

1:1

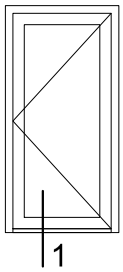
1

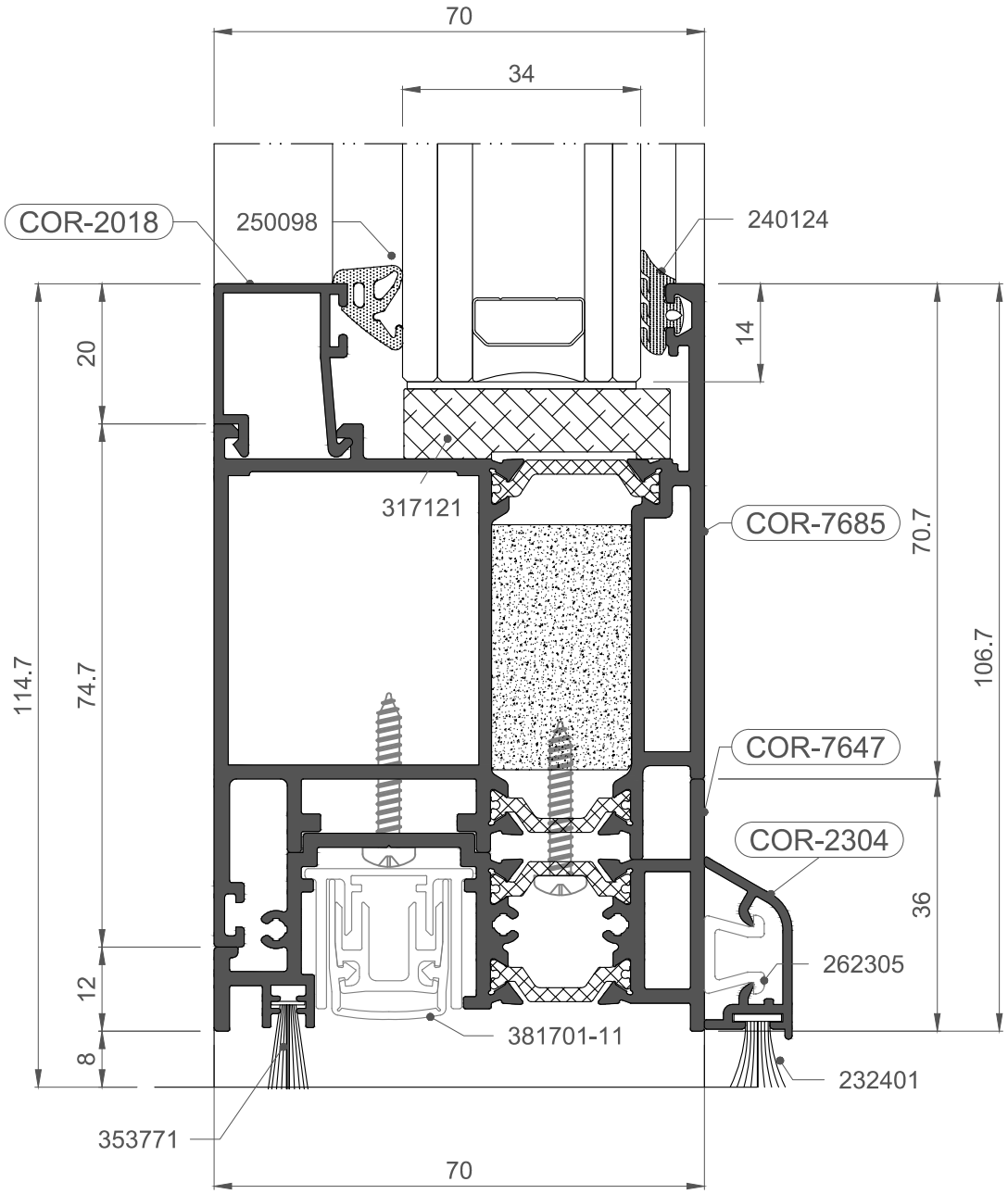
70
34
COR-2018
250098
240124
14
20
317121
COR-7685
70.7
106.7
114.7
74.7
COR-7647
COR-2304
36
262305
12
381701-11
8
232401
353771
70

1:1

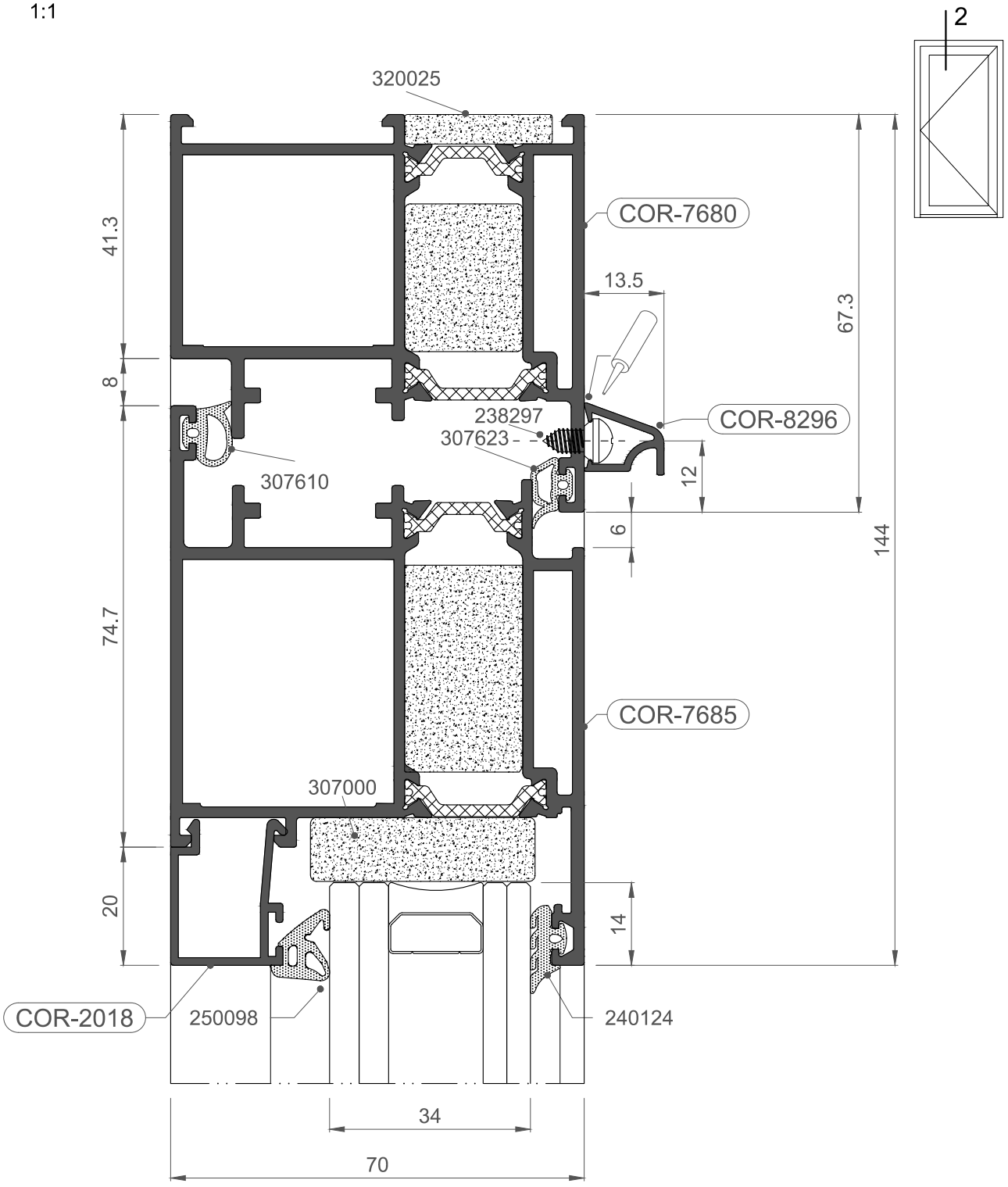
2
320025
COR-7680
13.5
67.3
41.3
8
238297
307623
COR-8296
307610
12
6
144
74.7
COR-7685
307000
20
14
COR-2018
250098
240124
34
70

1:1

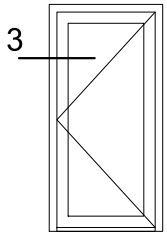
3

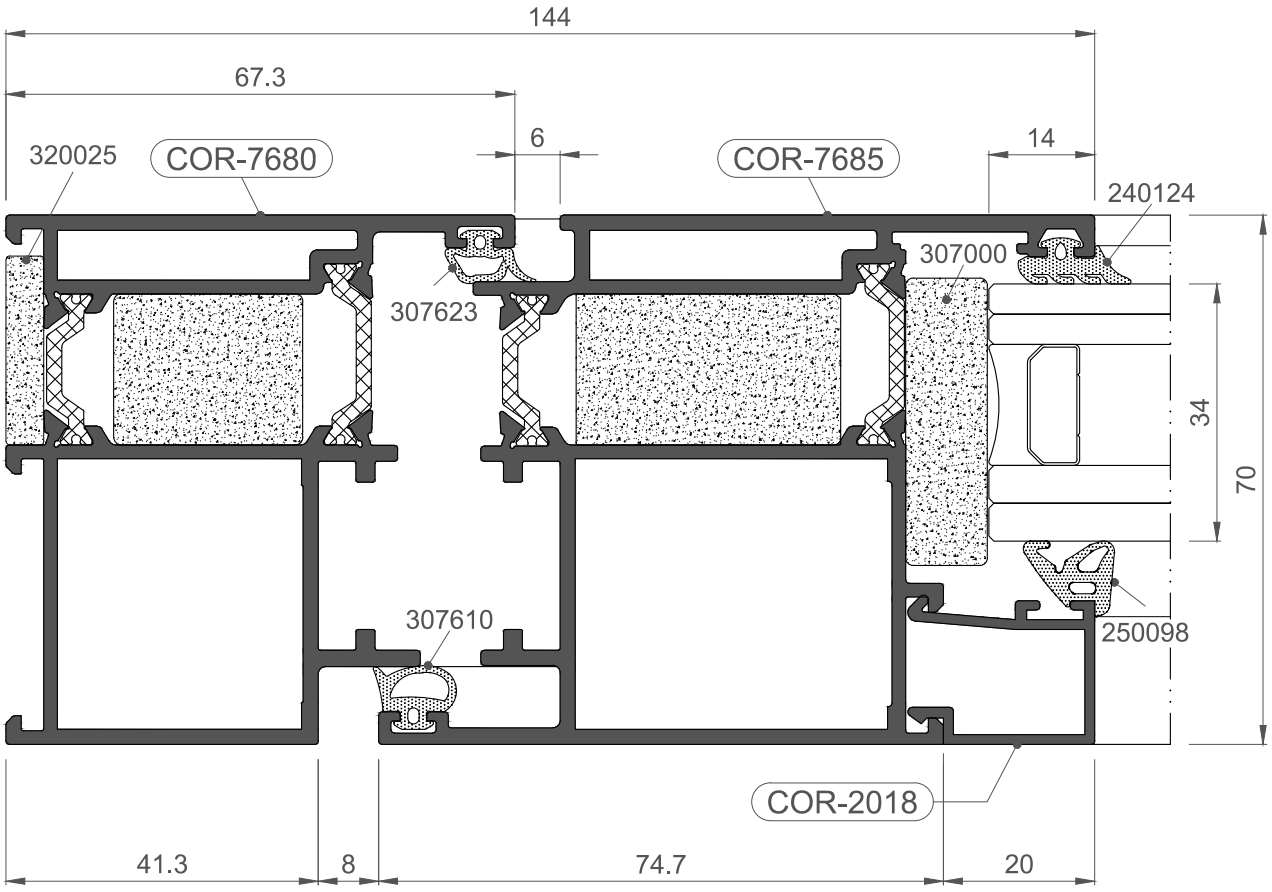
144
67.3
320025
COR-7680
6
COR-7685
14
240124
307000
307623
34
70
307610
250098
COR-2018
41.3
8
74.7
20

PUERTA MILLENNIUM PLUS
Nudos constructivos MP70

MILLENNIUM PLUS DOOR
Constructive sections MP70

1:1

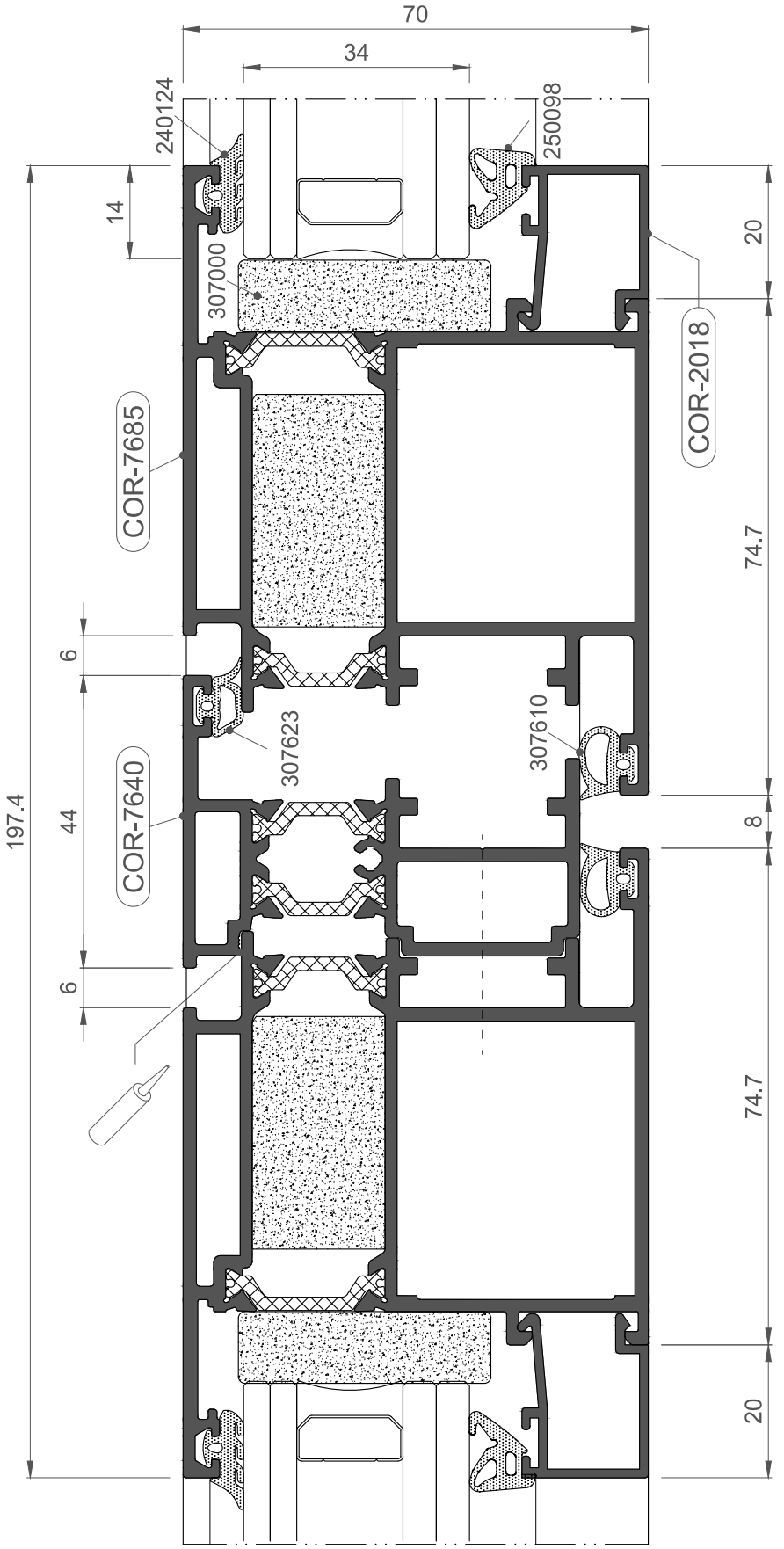

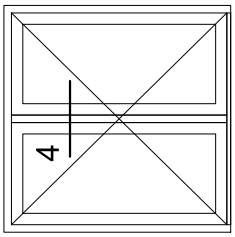

PUERTA MILLENNIUM PLUS
Nudos constructivos MP70

MILLENNIUM PLUS DOOR
Constructive sections MP70

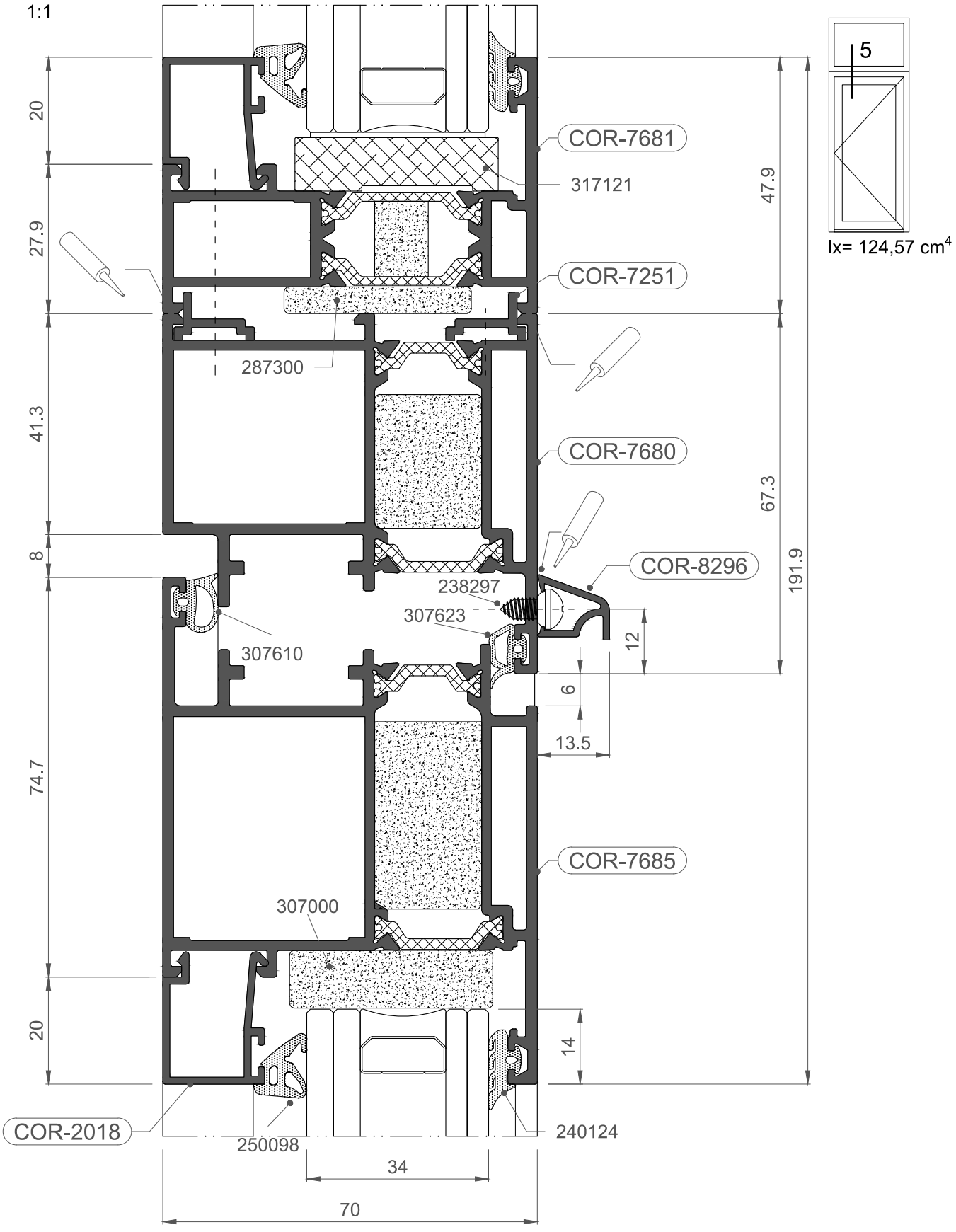

PUERTA MILLENNIUM PLUS
Nudos constructivos MP70

MILLENNIUM PLUS DOOR
Constructive sections MP70

1:1

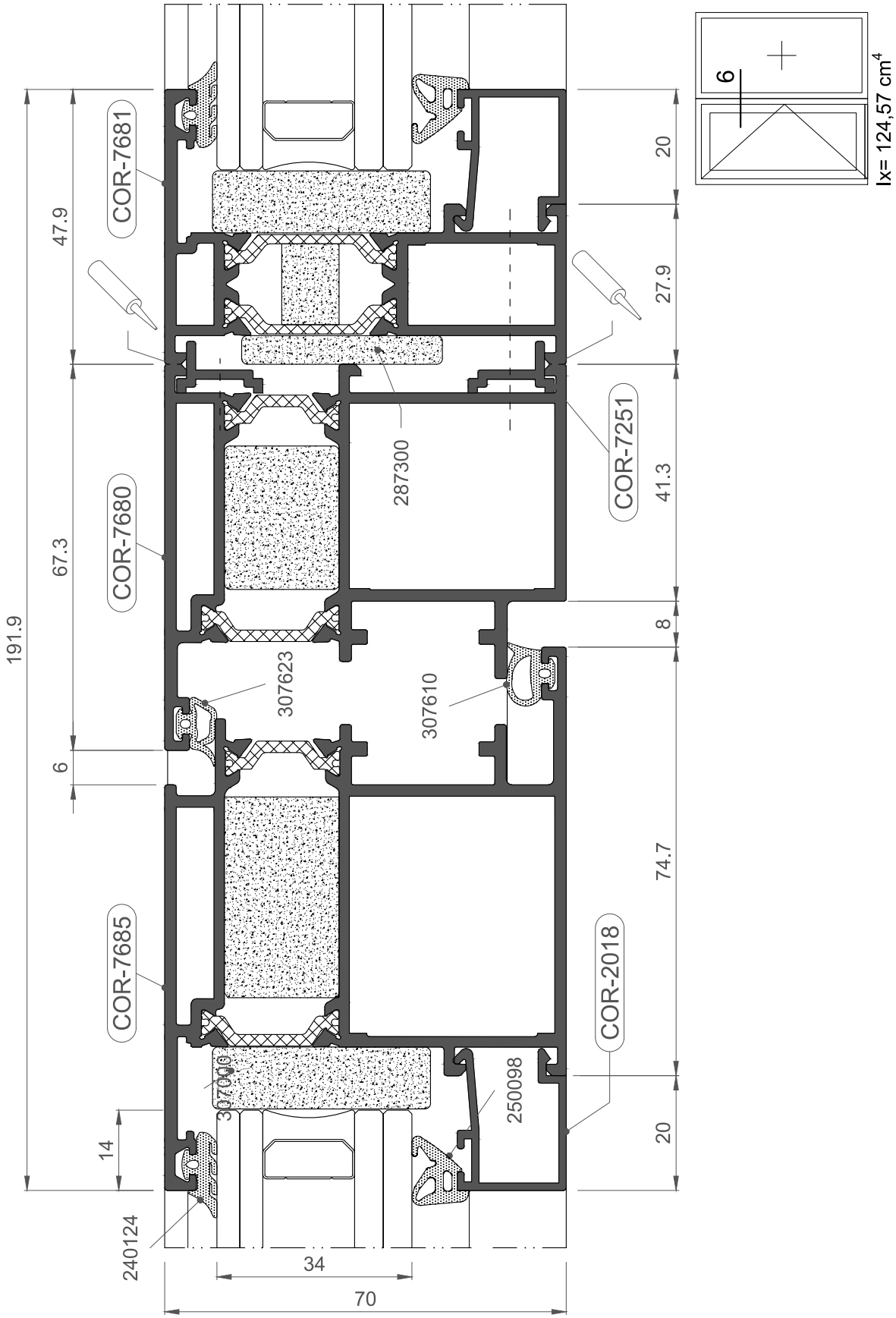

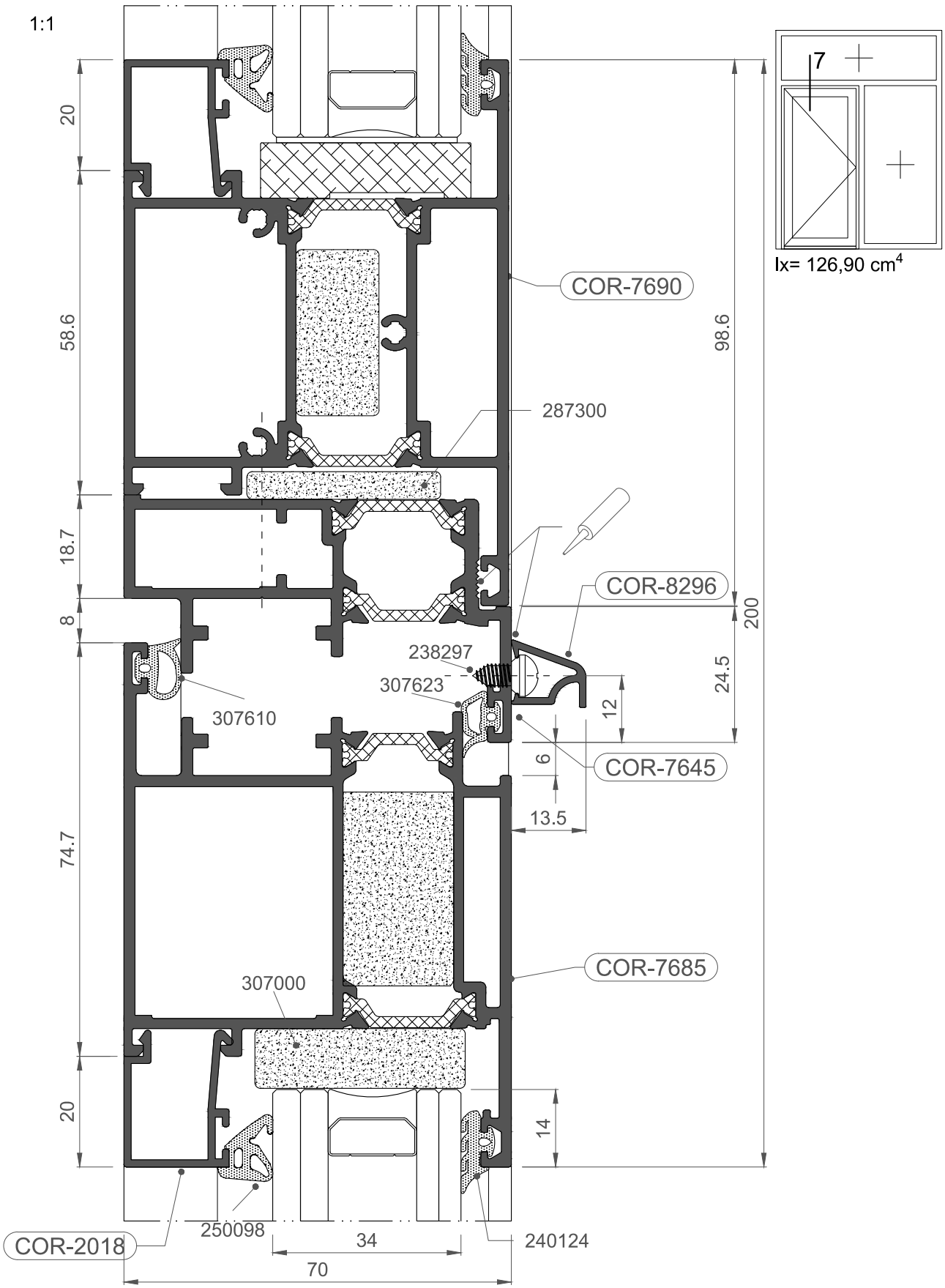
1:1
20
58.6
18.7
8
74.7
20
98.6
200
24.5
12
6
13.5
14
34
70
COR-7690
287300
COR-8296
238297
307623
307610
COR-7645
COR-7685
307000
COR-2018
250098
240124
7
Ix= 126,90 cm4

PUERTA MILLENNIUM PLUS
Nudos constructivos MP70

MILLENNIUM PLUS DOOR
Constructive sections MP70

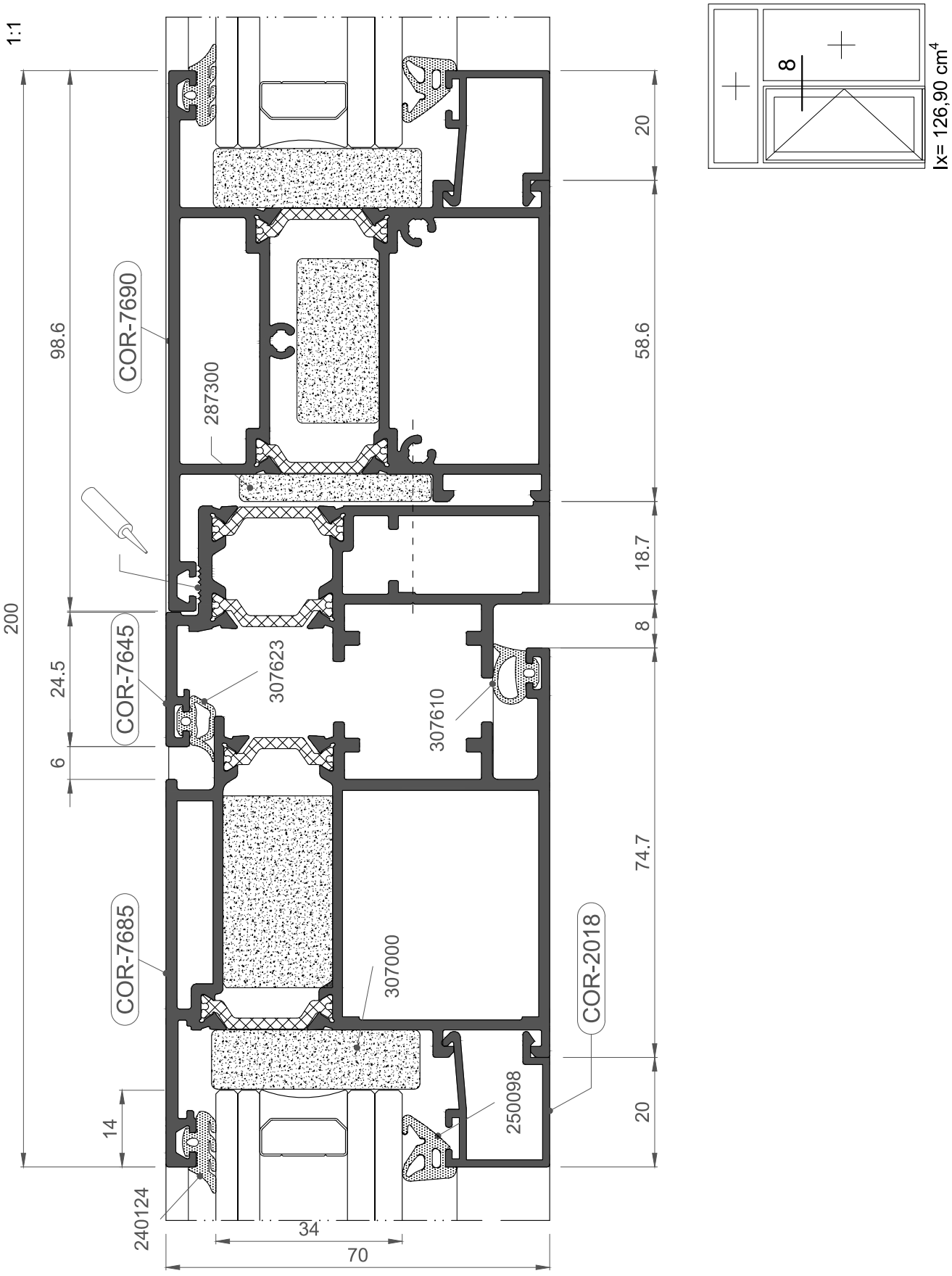

1:1

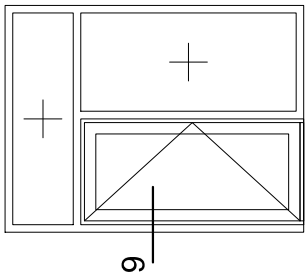
9

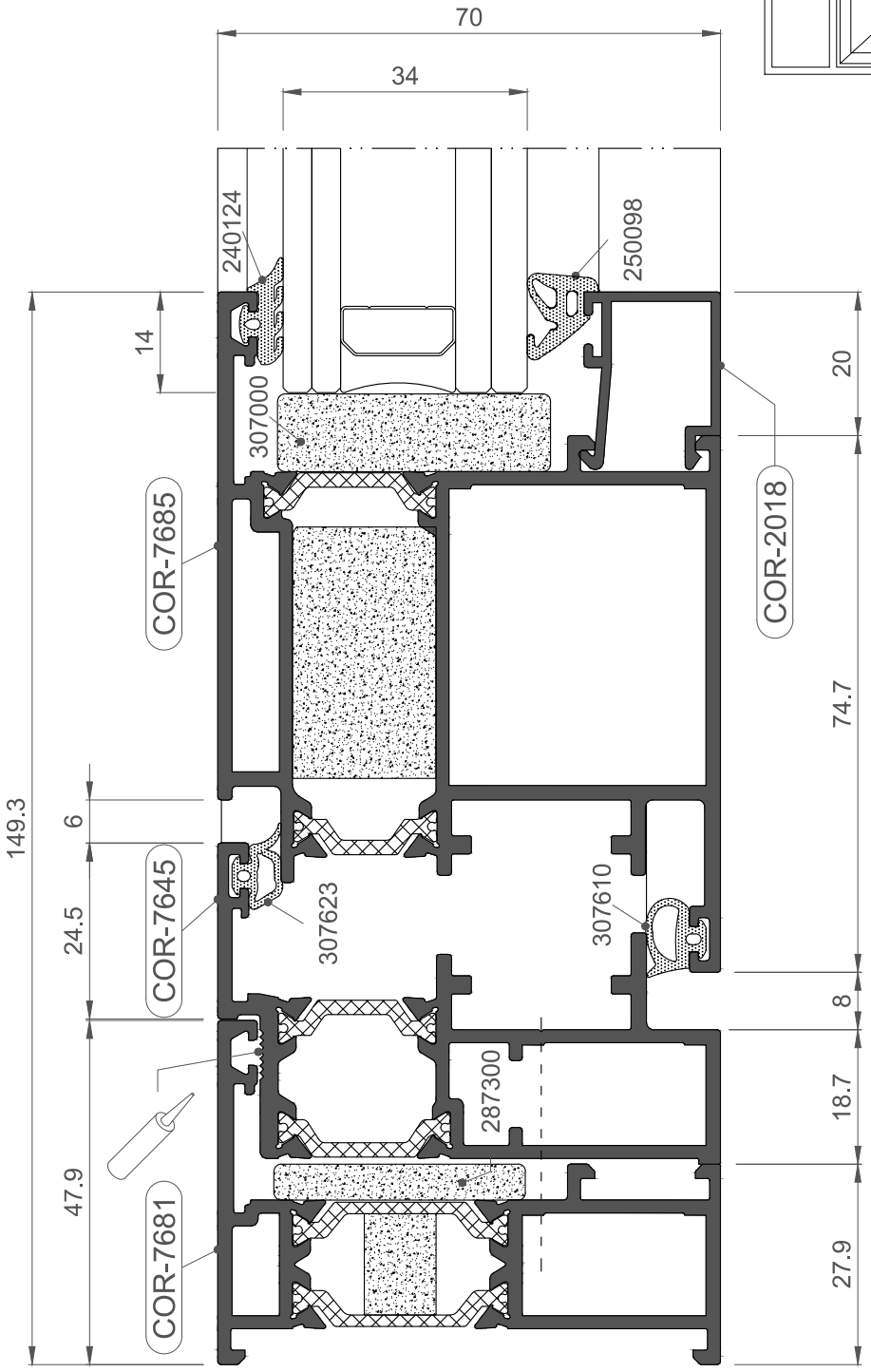
70
34
240124
250098
14
307000
COR-7685
COR-2018
20
74.7
149.3
6
24.5
COR-7645
307623
307610
8
287300
18.7
47.9
COR-7681
27.9

1:1

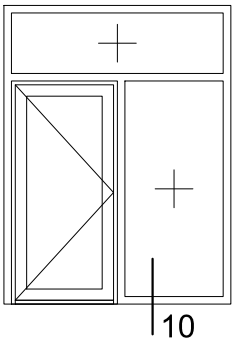
10

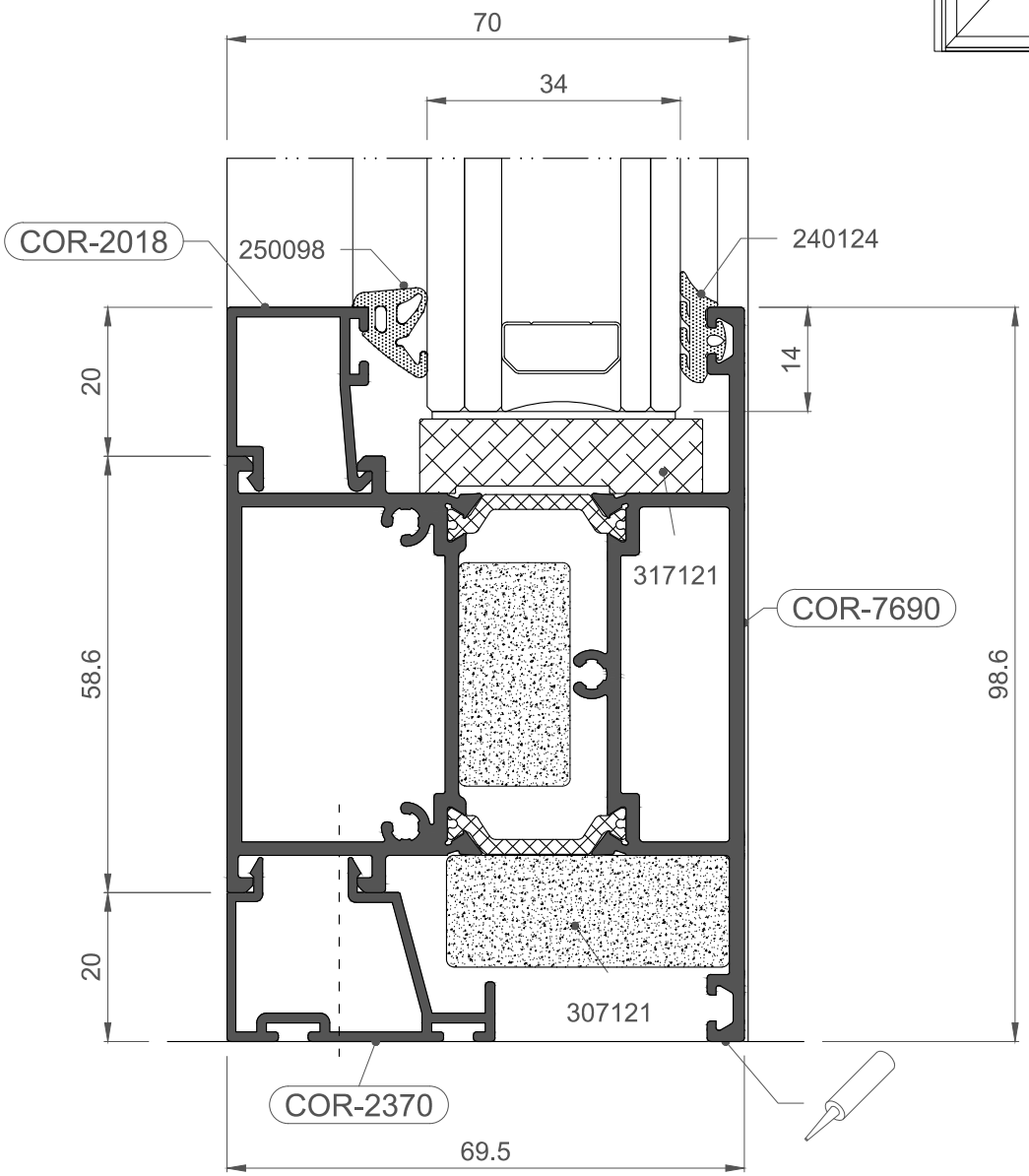
70
34
COR-2018
250098
240124
20
14
58.6
317121
COR-7690
98.6
20
307121
COR-2370
69.5

PUERTA MILLENNIUM PLUS
Nudos constructivos MP70

MILLENNIUM PLUS DOOR
Constructive sections MP70

1:1

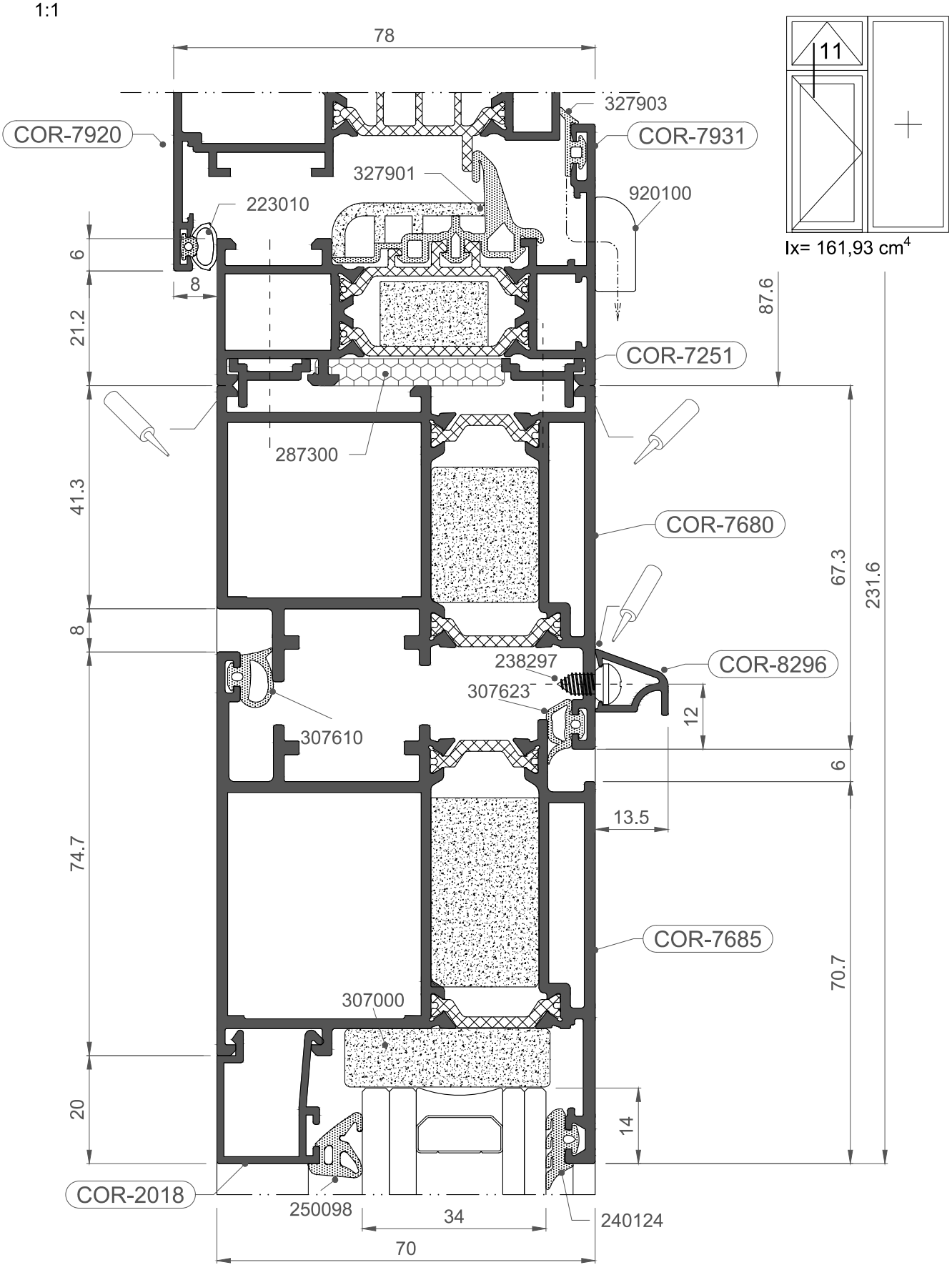

1:1

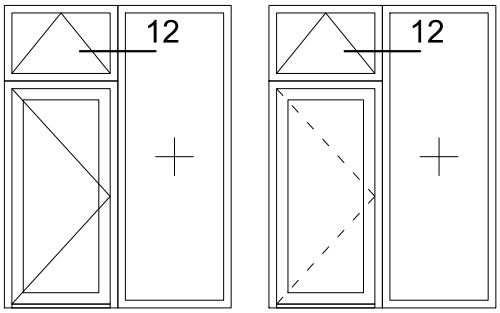

Ix= 97,38 cm^4

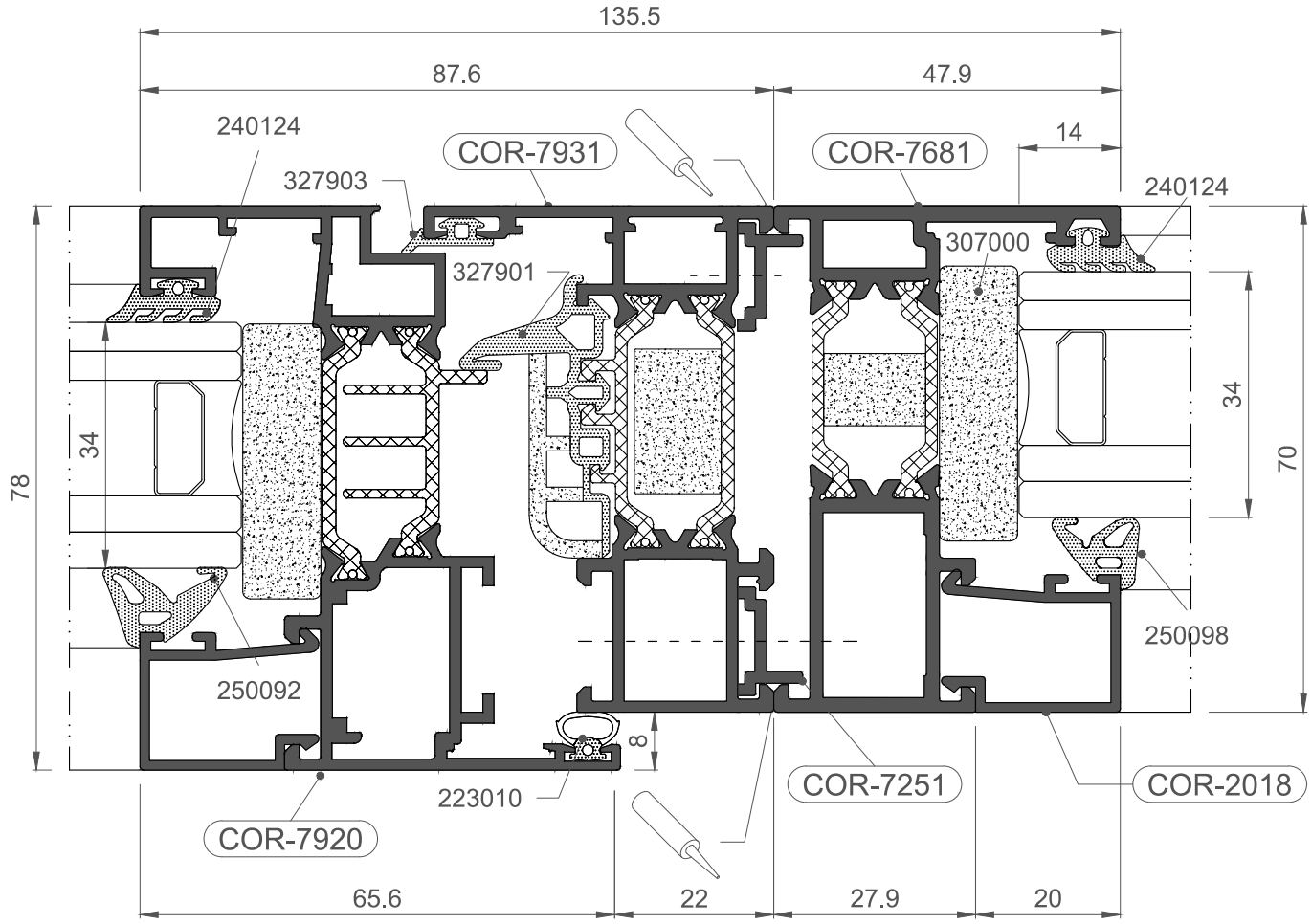

PUERTA MILLENNIUM PLUS
Nudos constructivos MP70

MILLENNIUM PLUS DOOR
Constructive sections MP70

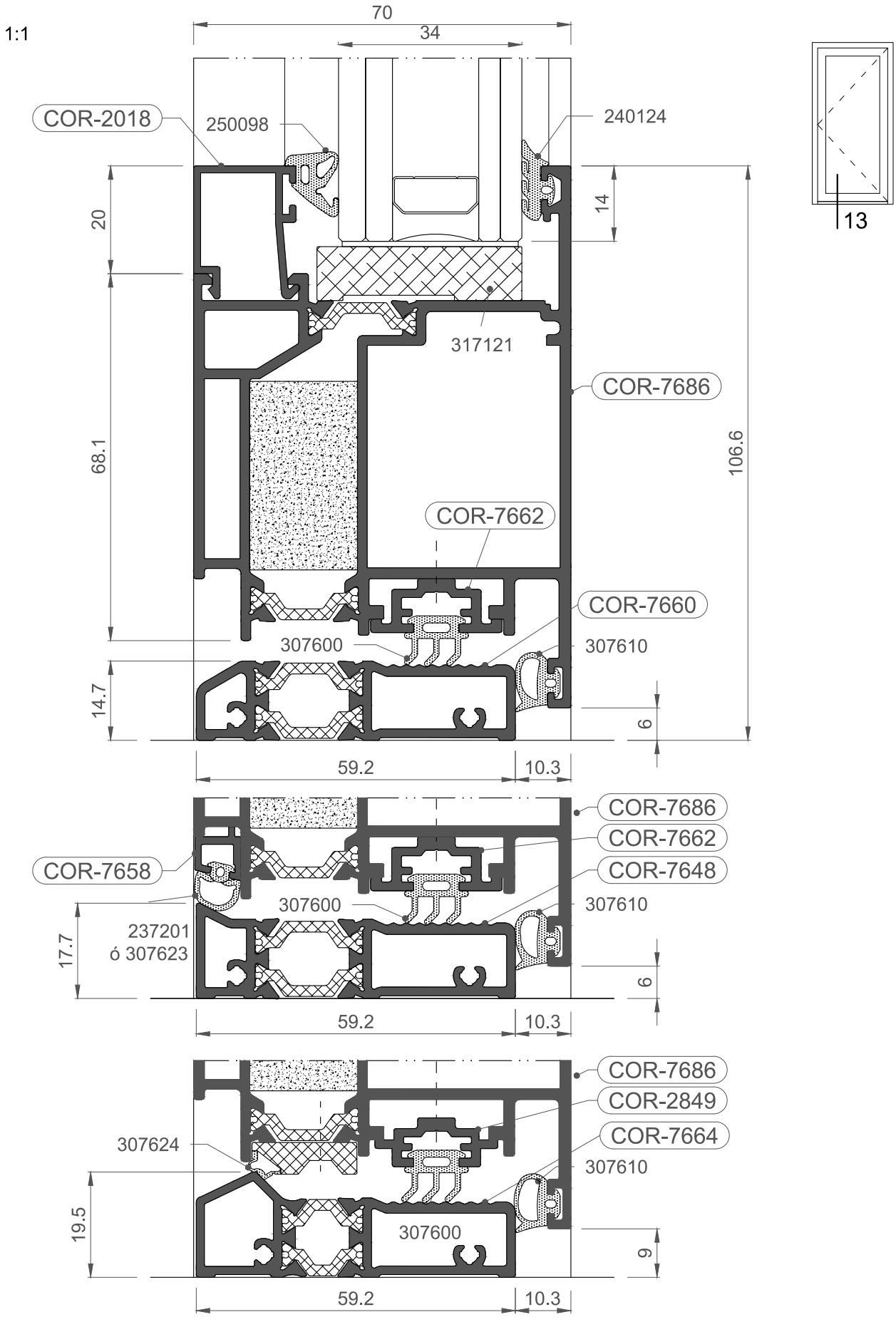

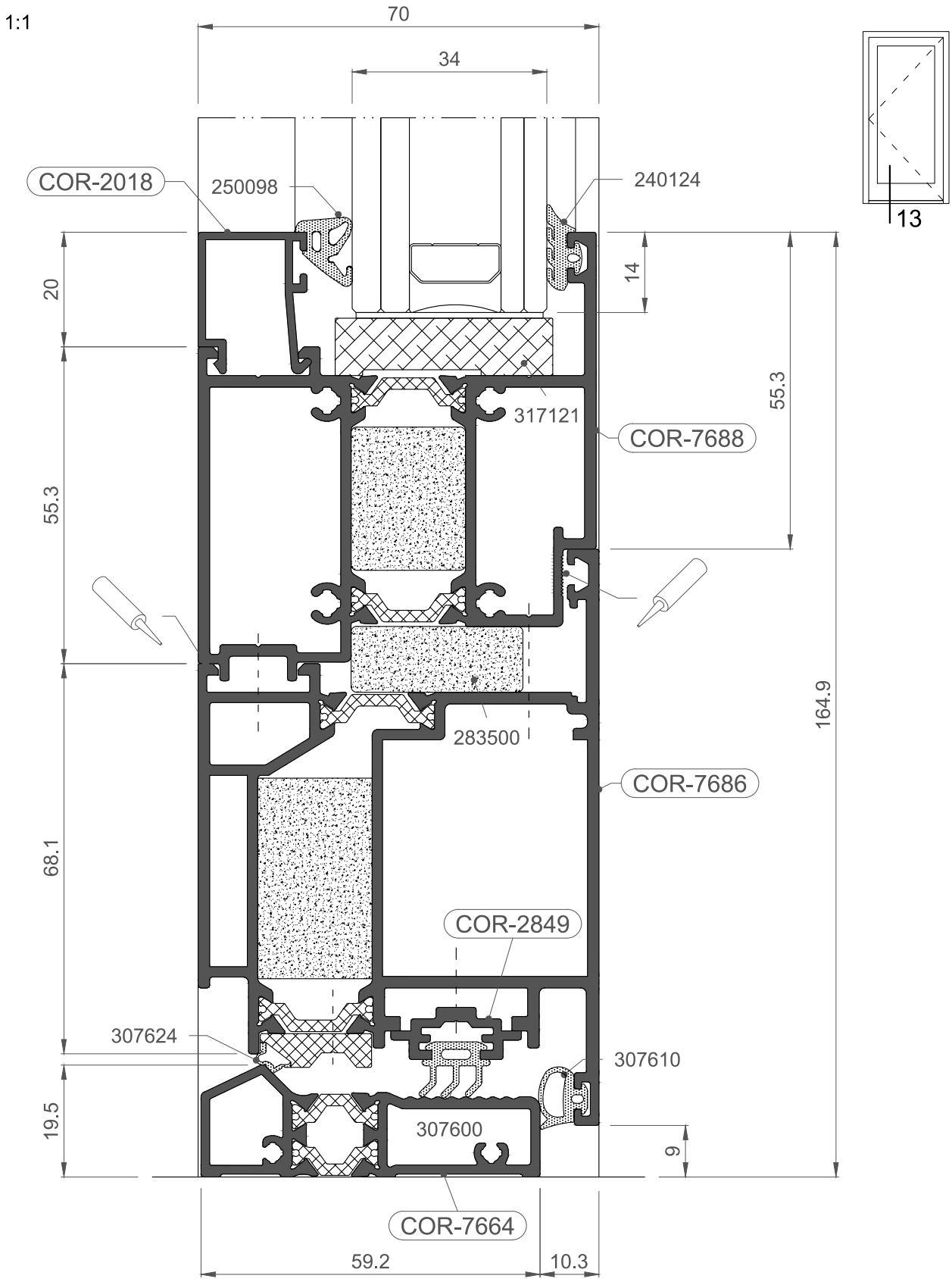
1:1
70
34
13
COR-2018
250098
240124
14
20
55.3
317121
COR-7688
55.3
164.9
283500
COR-7686
68.1
COR-2849
307624
307610
19.5
307600
9
COR-7664
59.2
10.3

1:1

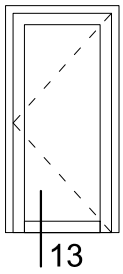
13

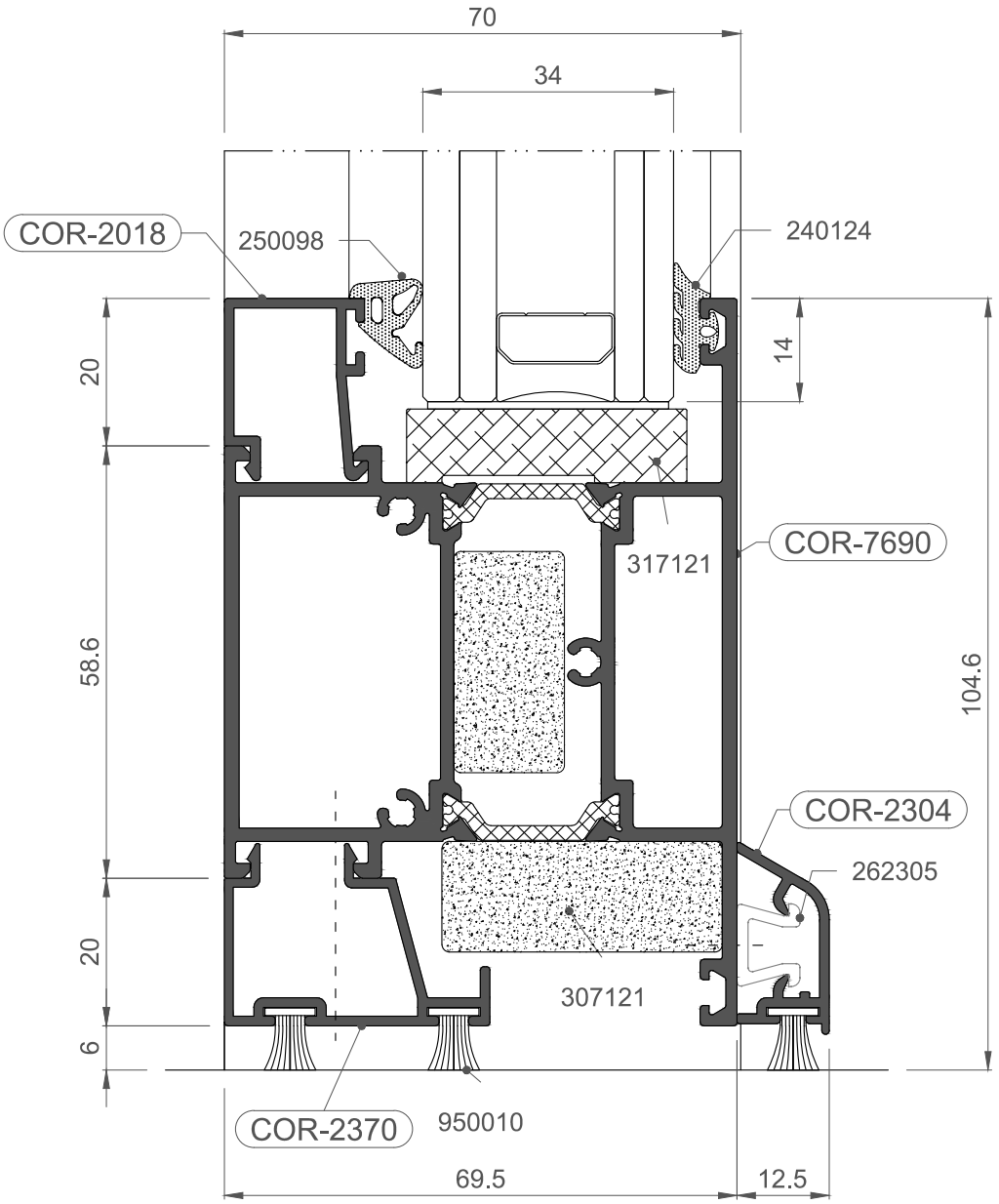
70
34
COR-2018
250098
240124
20
14
58.6
317121
COR-7690
104.6
COR-2304
262305
20
307121
6
COR-2370
950010
69.5
12.5

1:1

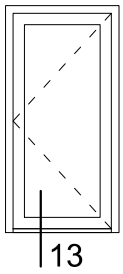
13

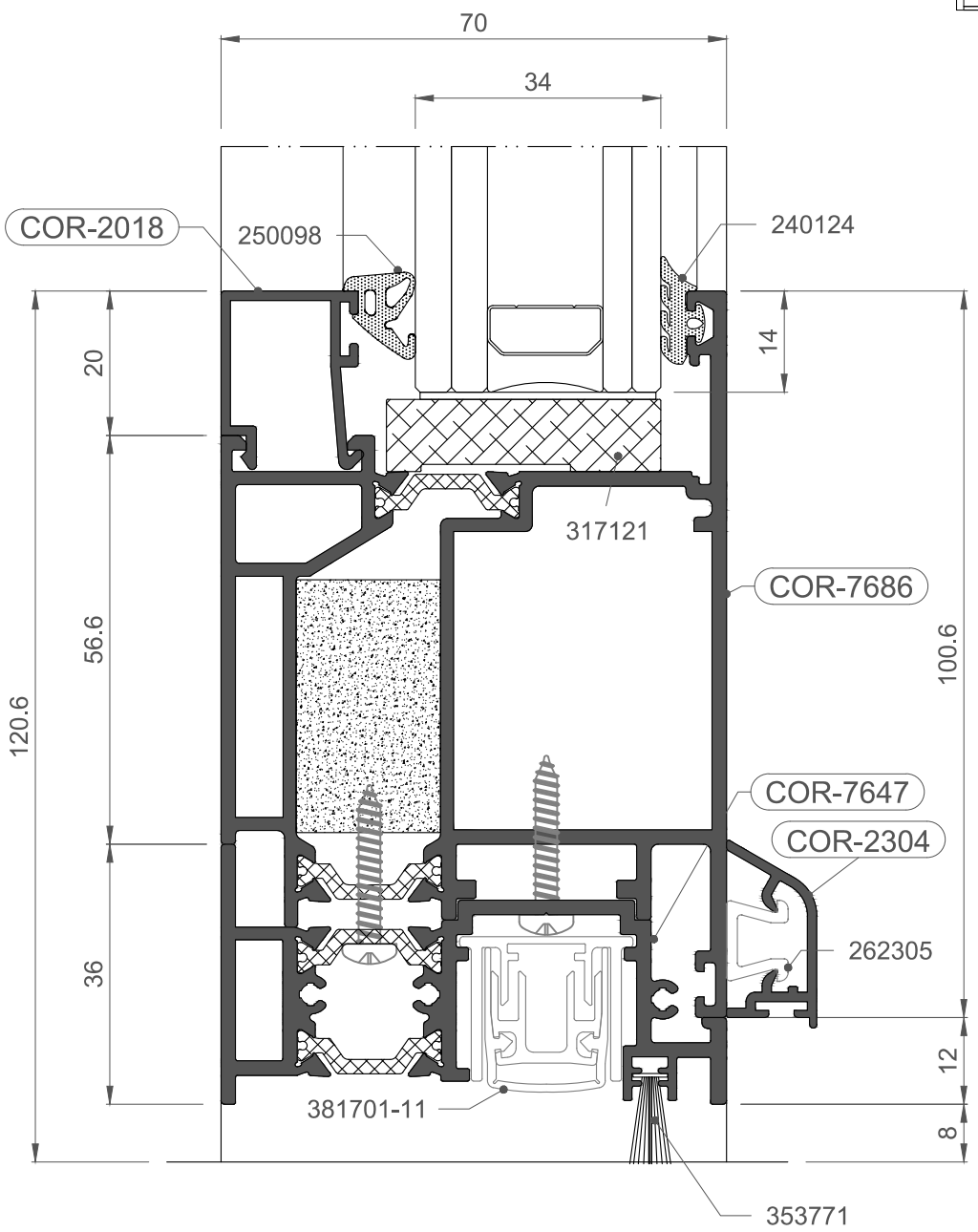
70
34
COR-2018
250098
240124
20
14
317121
COR-7686
56.6
120.6
100.6
COR-7647
COR-2304
262305
36
12
381701-11
8
353771

PUERTA MILLENNIUM PLUS
Nudos constructivos MP70

MILLENNIUM PLUS DOOR
Constructive sections MP70

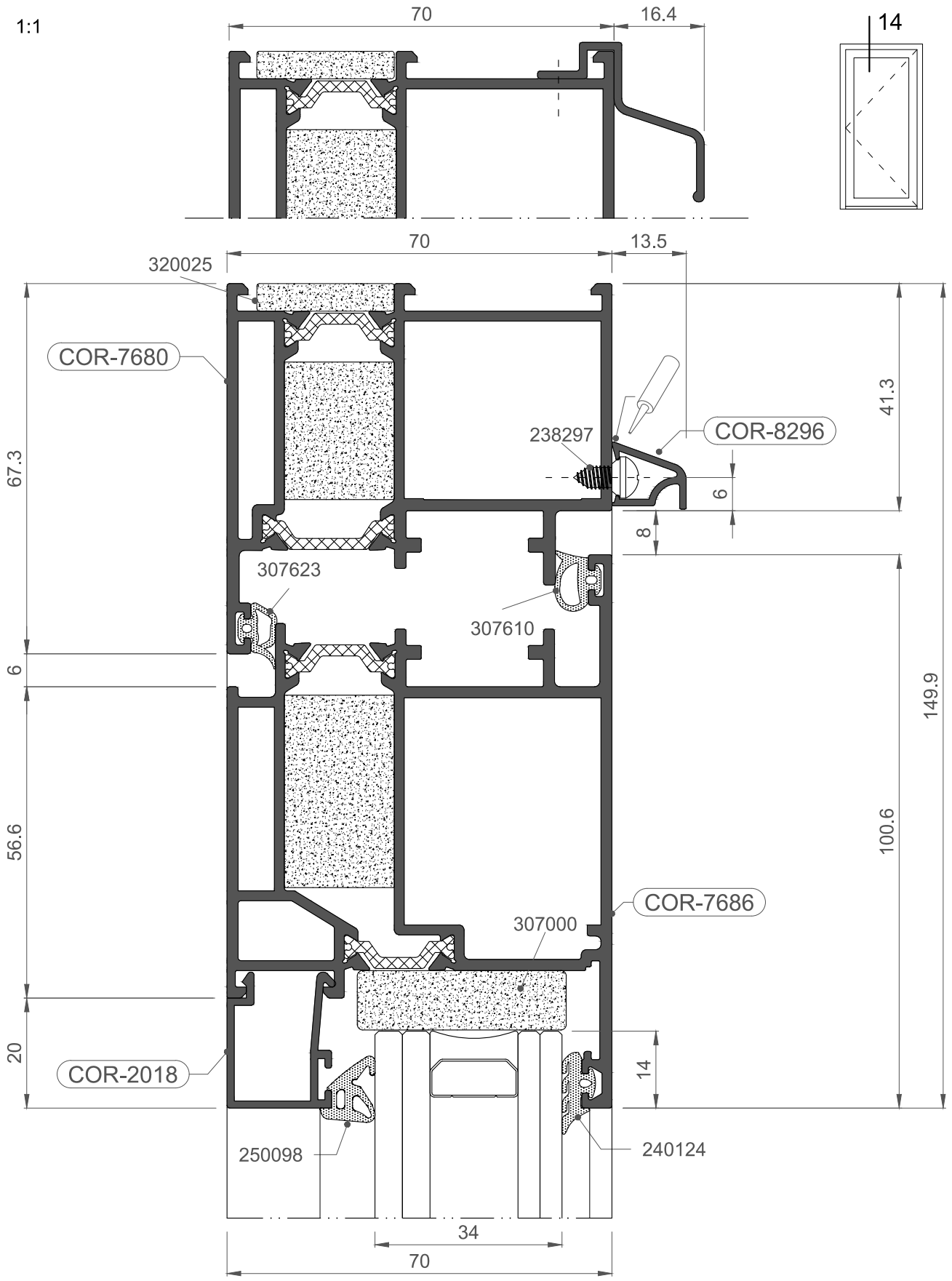

1:1

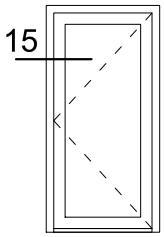
15

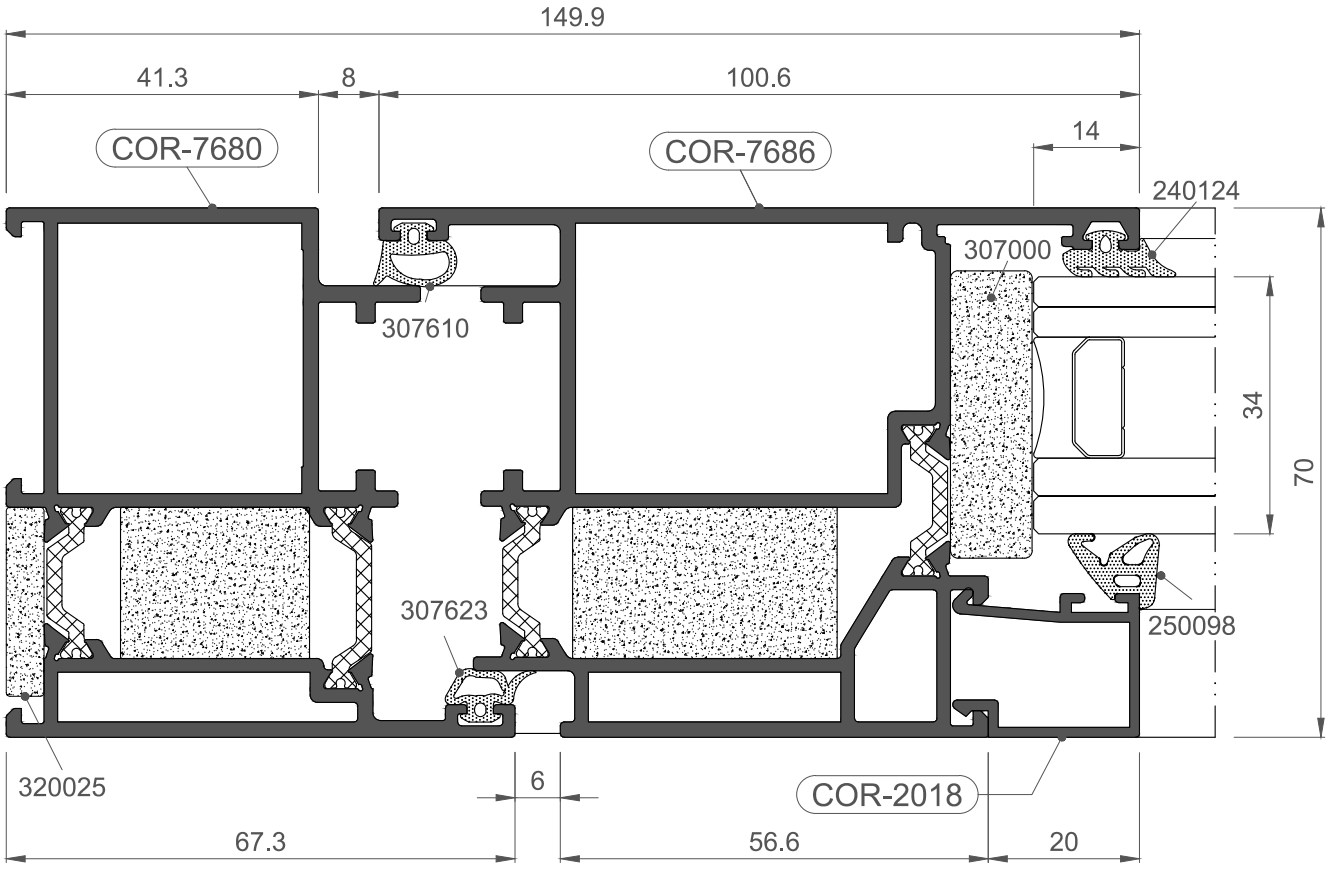
149.9
41.3
8
100.6
14
COR-7680
COR-7686
240124
307000
307610
34
70
307623
250098
320025
6
COR-2018
67.3
56.6
20

1:1

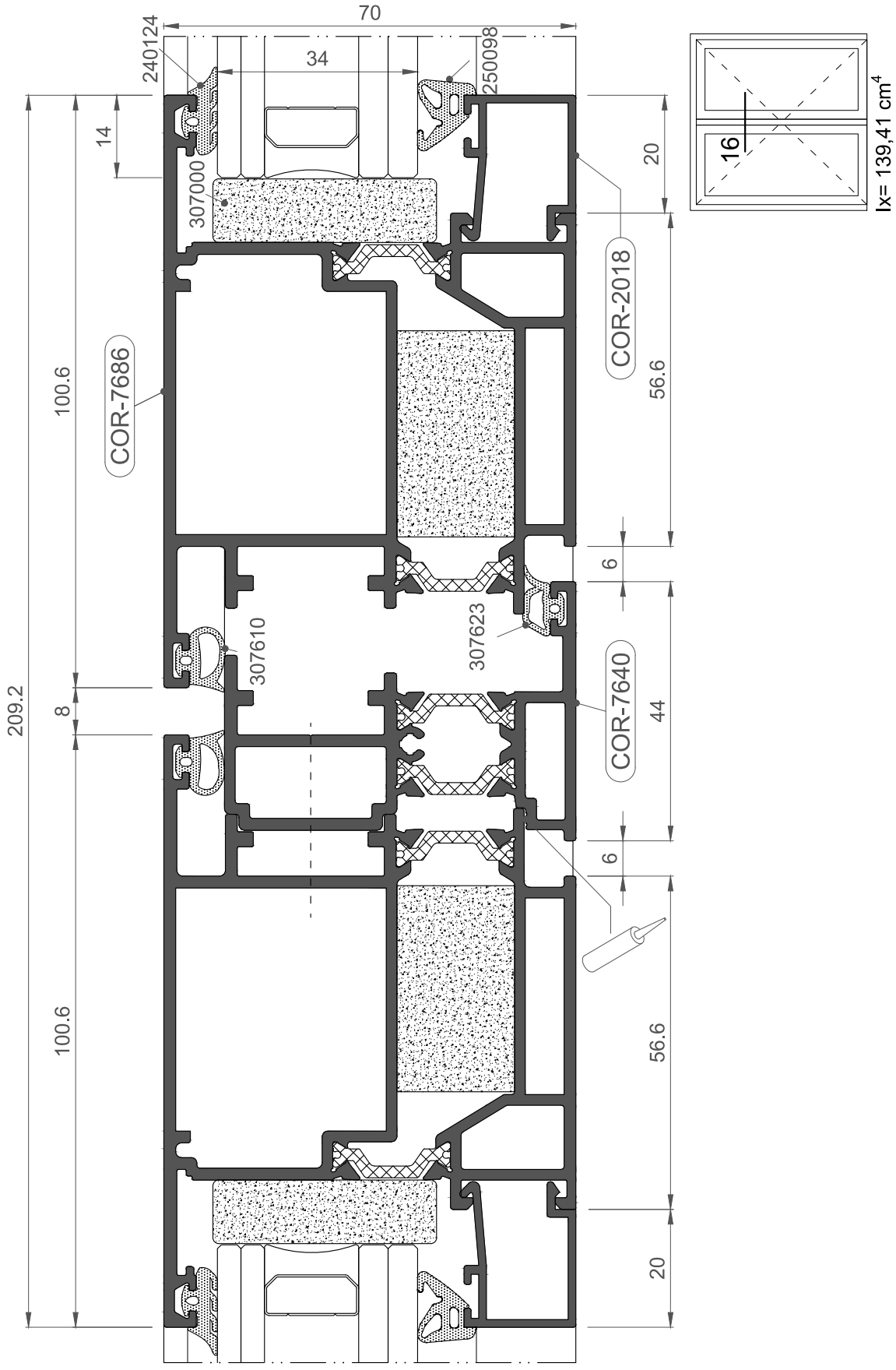
70
240124
34
250098
14
307000
20
COR-2018
COR-7686
100.6
56.6
6
307610
307623
209.2
8
COR-7640
44
6
100.6
56.6
20
16
Ix= 139,41 cm4

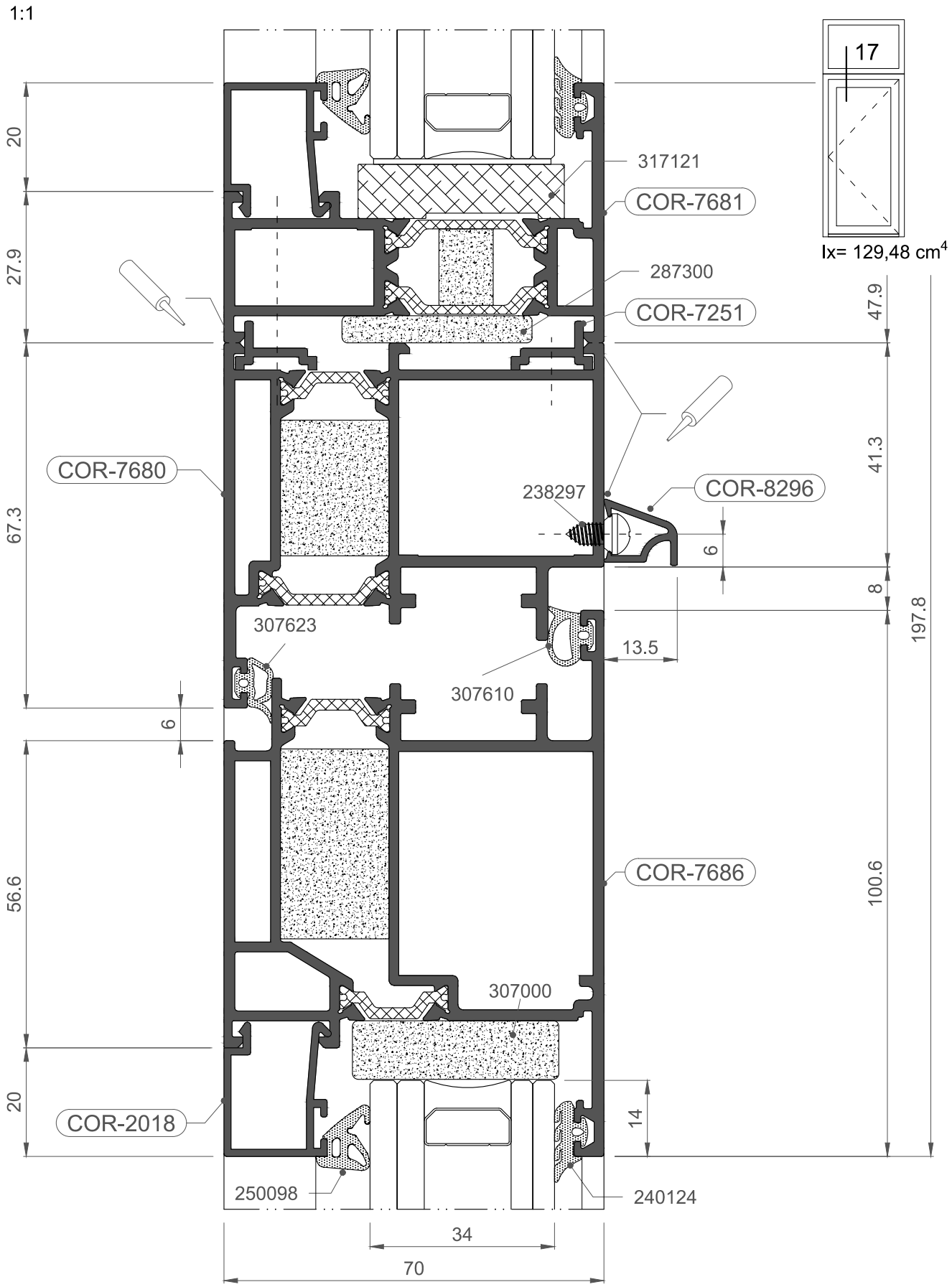
1:1
17
Ix= 129,48 cm4
317121
COR-7681
287300
COR-7251
COR-7680
238297
COR-8296
307623
307610
13.5
307000
COR-7686
COR-2018
250098
240124
34
70
20
27.9
67.3
6
56.6
20
47.9
41.3
6
8
197.8
100.6
14

PUERTA MILLENNIUM PLUS
Nudos constructivos MP70

MILLENNIUM PLUS DOOR
Constructive sections MP70

1:1

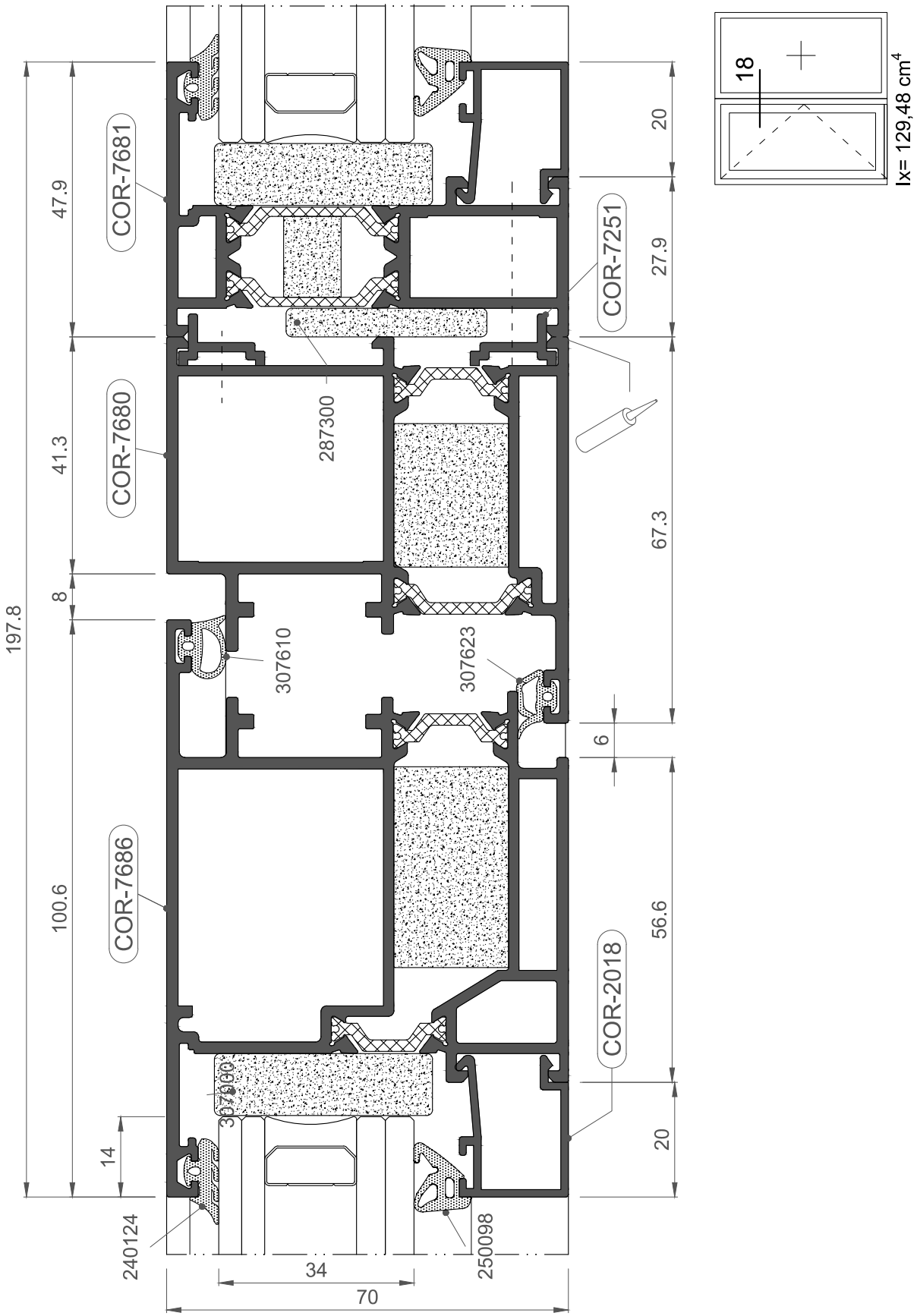

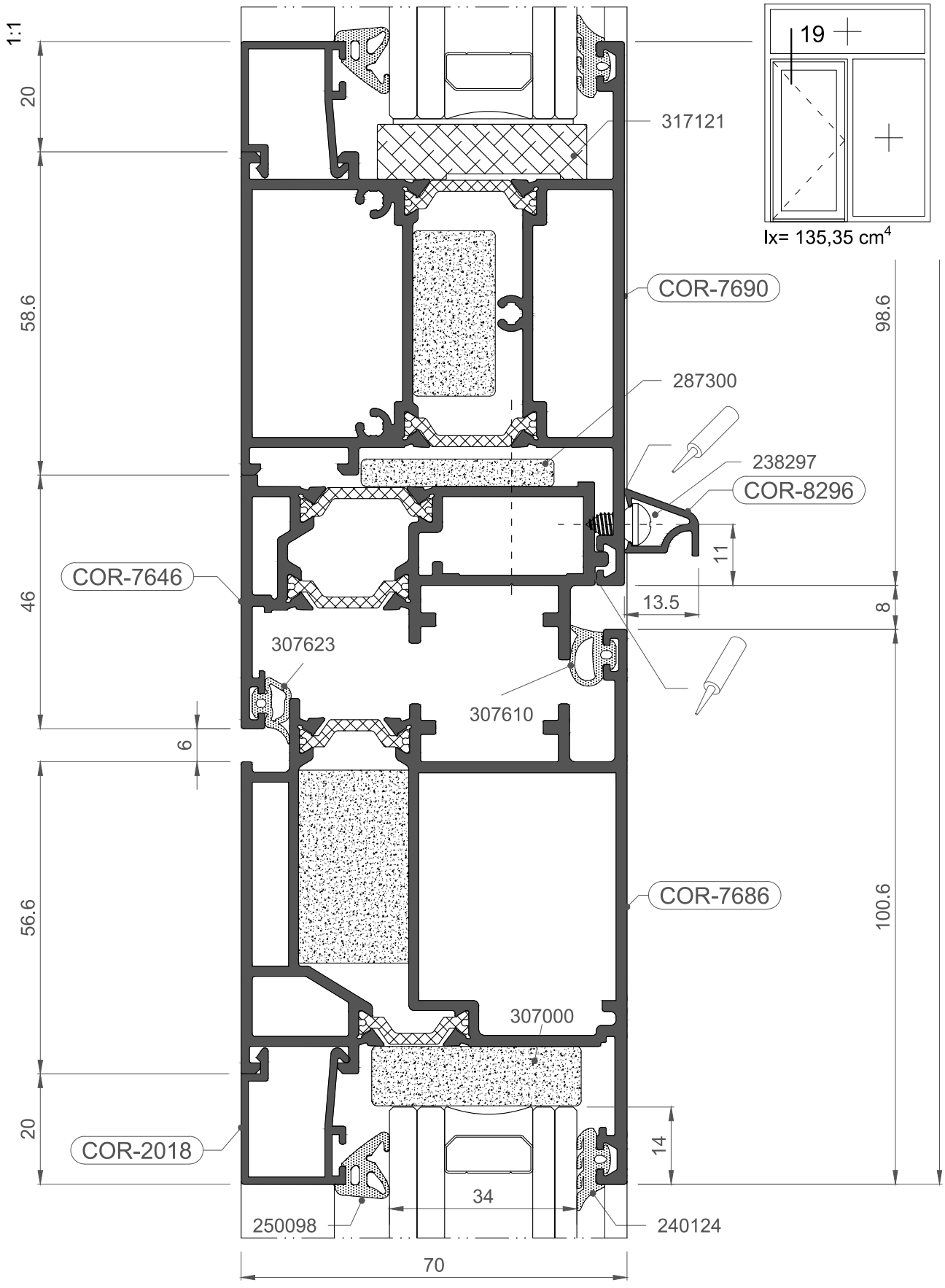
1:1
20
58.6
46
6
56.6
20
317121
COR-7690
287300
238297
COR-8296
COR-7646
307623
307610
COR-7686
307000
COR-2018
250098
240124
34
70
19
Ix= 135,35 cm4
98.6
100.6
11
13.5
8
14

PUERTA MILLENNIUM PLUS
Nudos constructivos MP70

MILLENNIUM PLUS DOOR
Constructive sections MP70

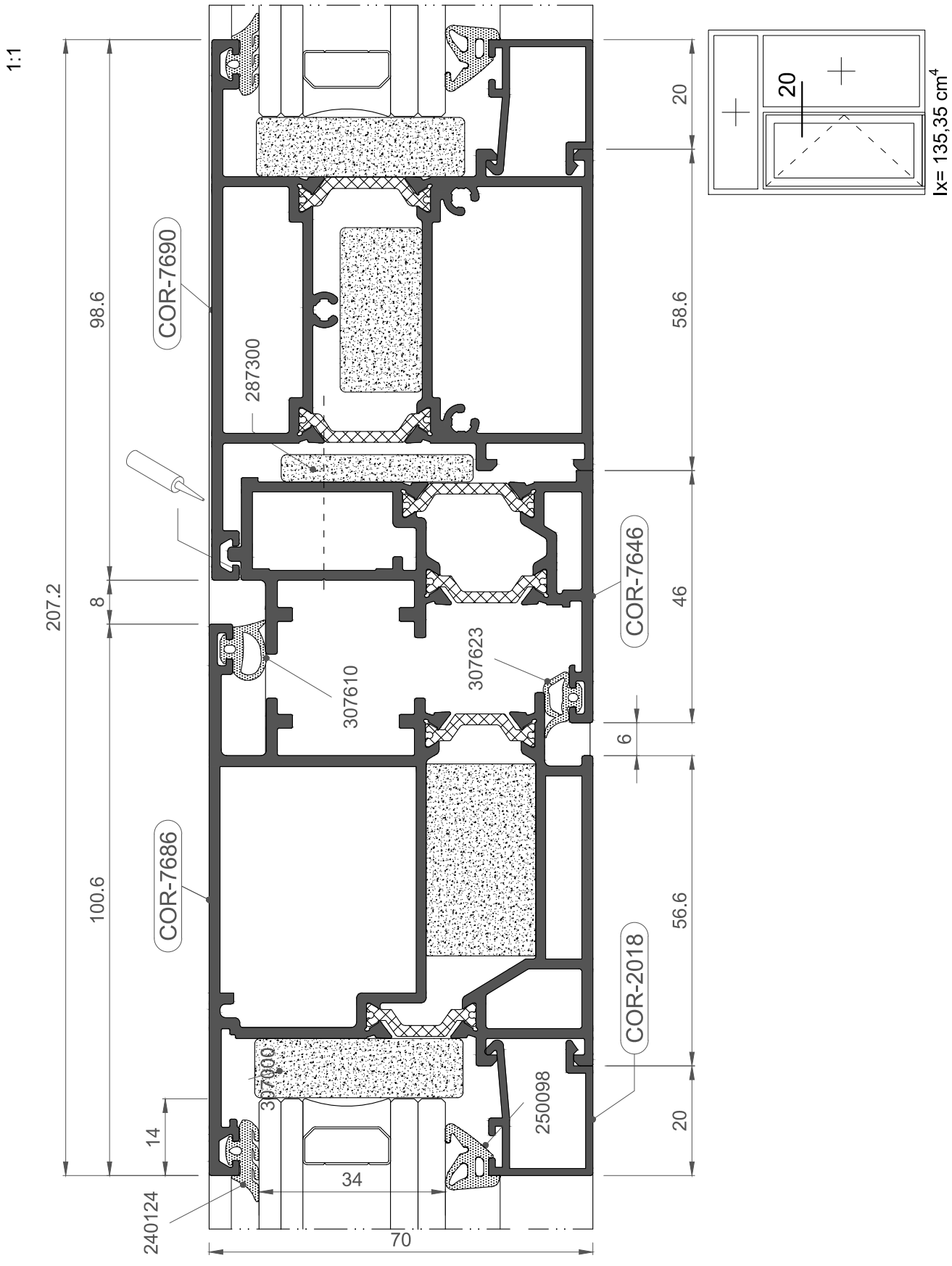

1:1

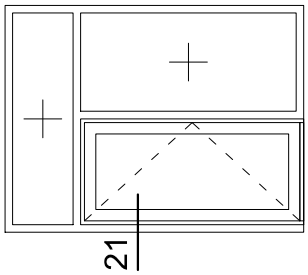
21

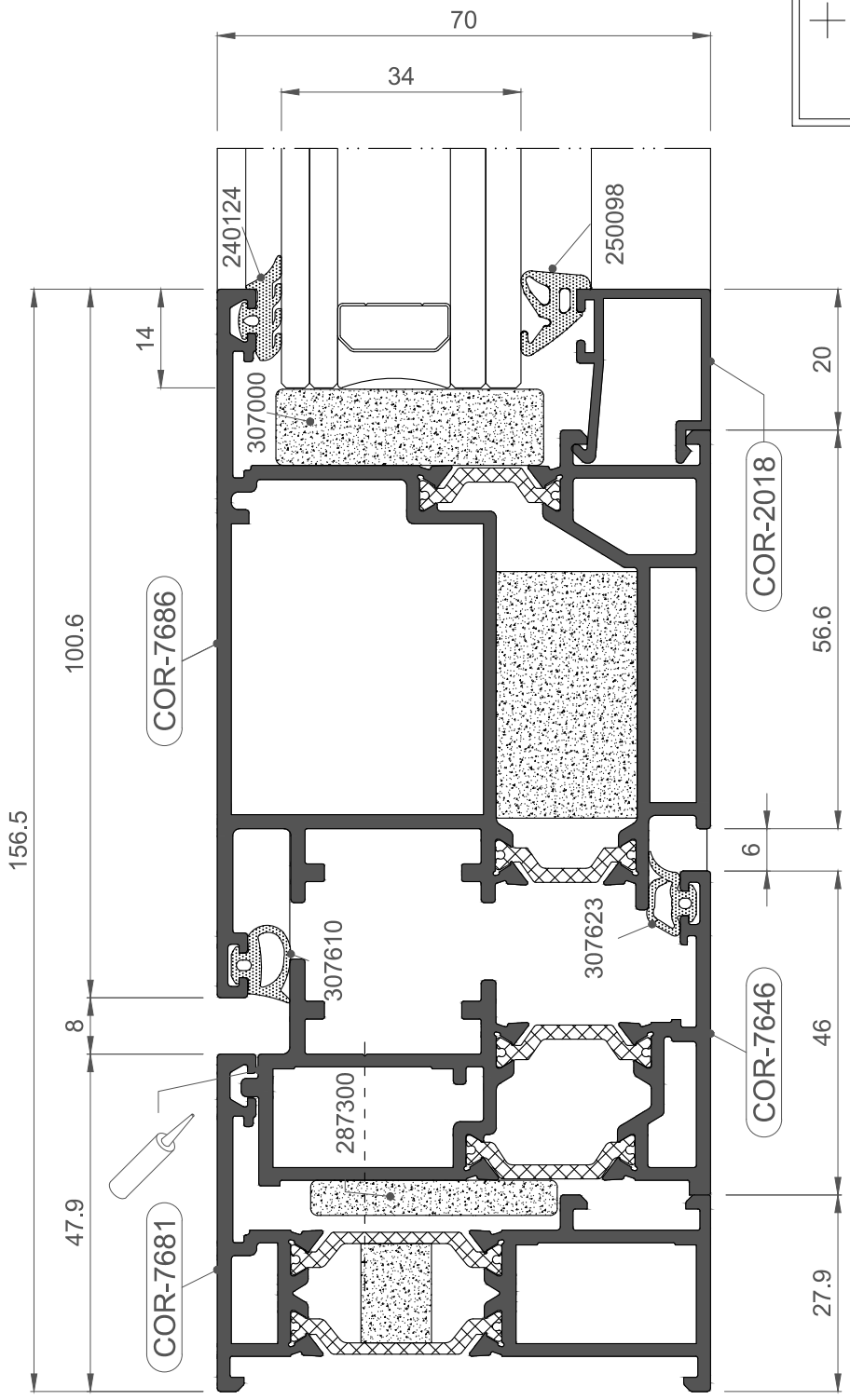
70
34
240124
250098
14
307000
20
COR-2018
COR-7686
100.6
56.6
156.5
6
307623
307610
8
COR-7646
46
287300
47.9
COR-7681
27.9

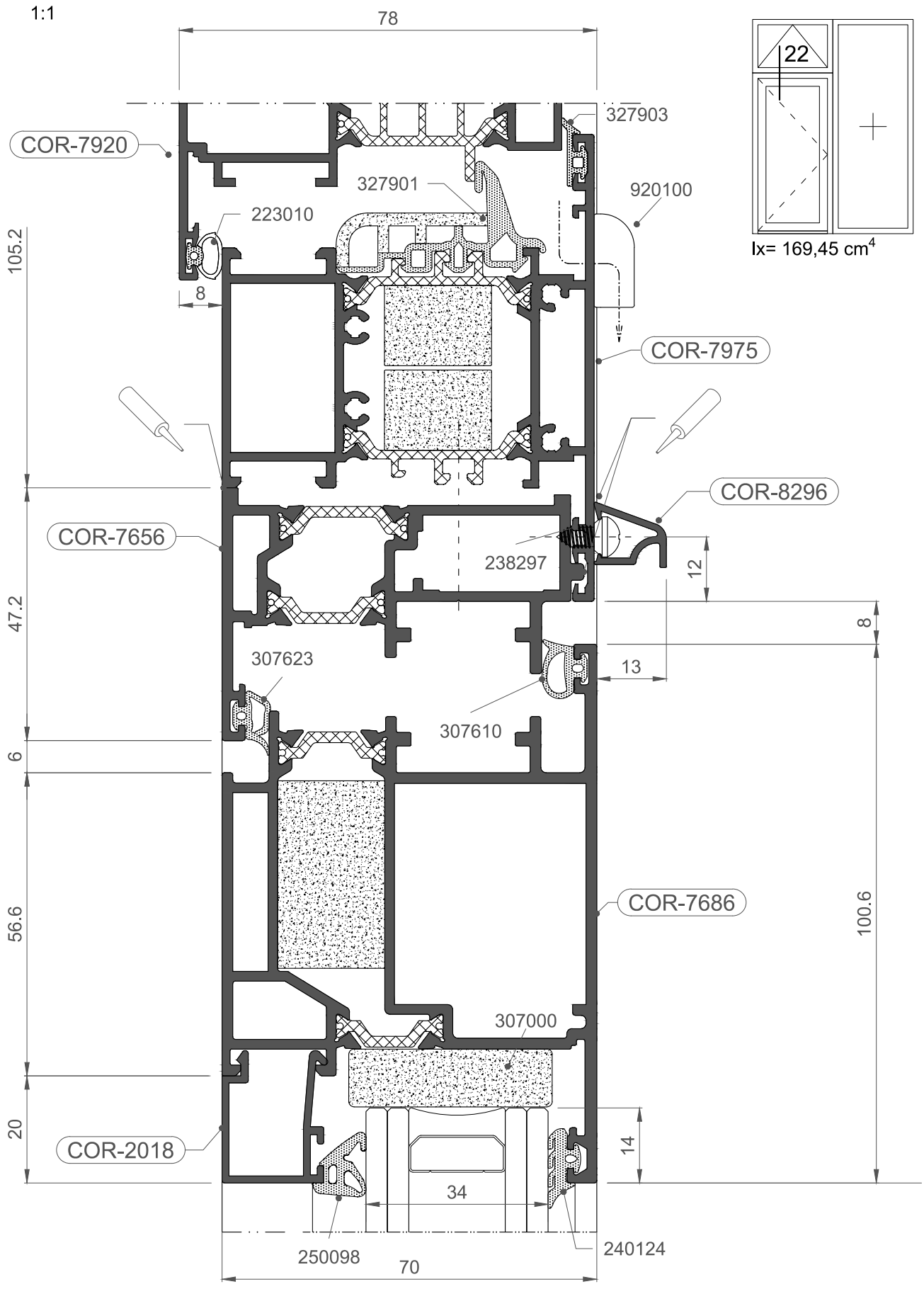
1:1
78
22
Ix= 169,45 cm4
COR-7920
327903
327901
920100
223010
105.2
8
COR-7975
COR-8296
COR-7656
238297
12
47.2
8
307623
13
307610
6
56.6
COR-7686
100.6
307000
20
COR-2018
14
34
250098
240124
70

1:1

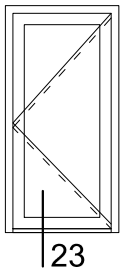
23

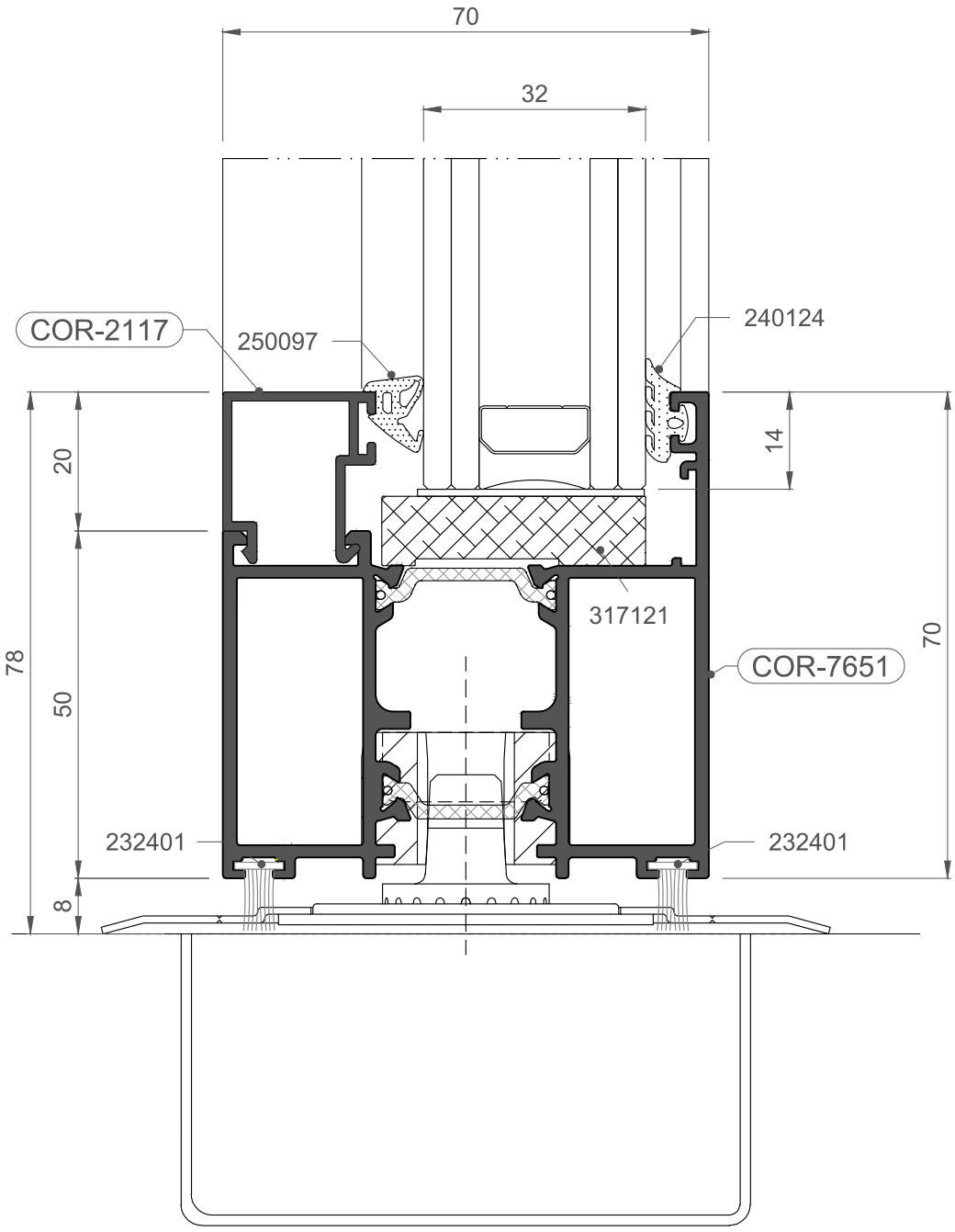
70
32
COR-2117
250097
240124
20
14
78
50
317121
70
COR-7651
232401
232401
8

1:1

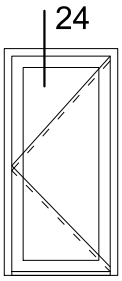
24

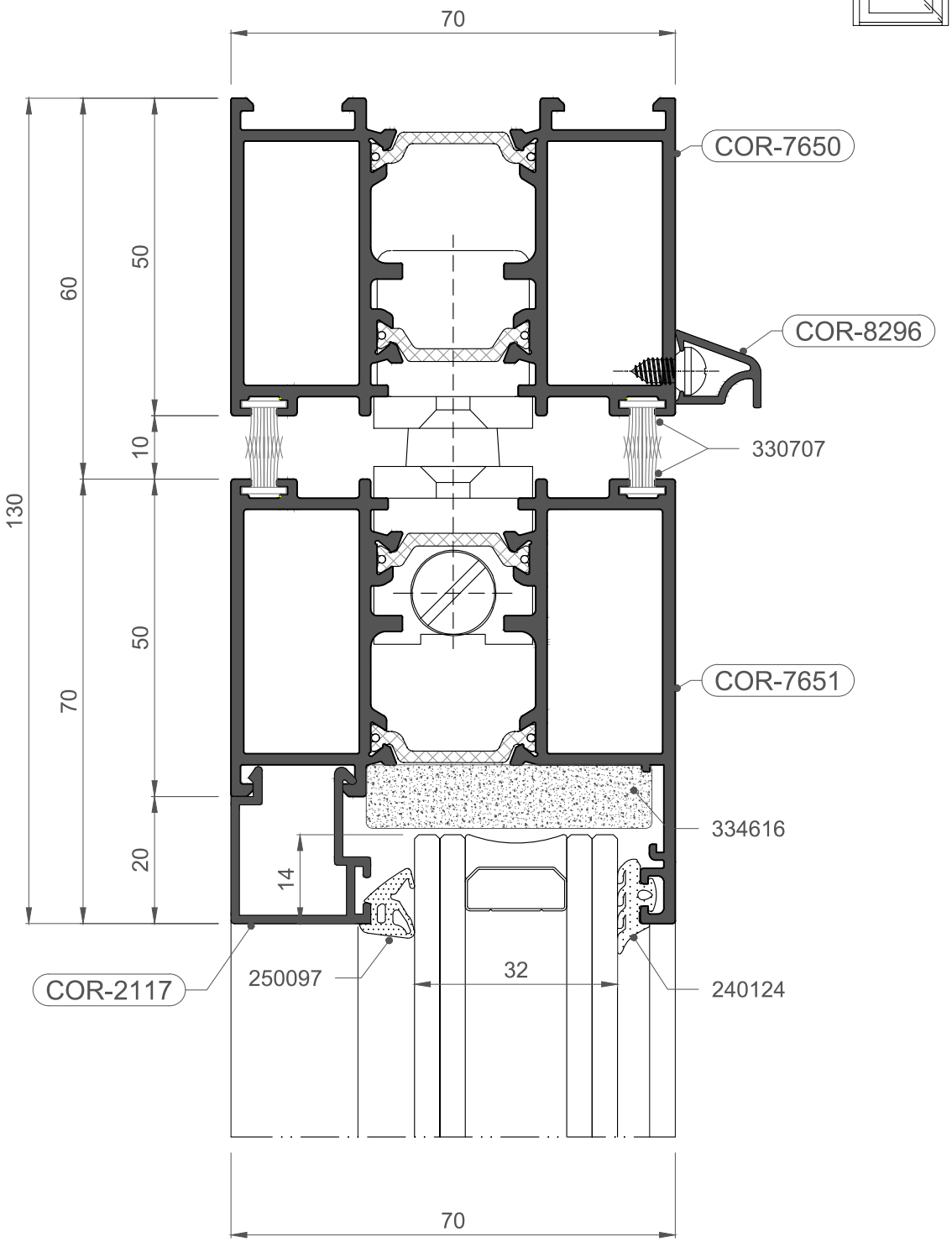
70
COR-7650
COR-8296
330707
COR-7651
334616
COR-2117
250097
32
240124
70
130
60
50
10
50
70
20
14

1:1

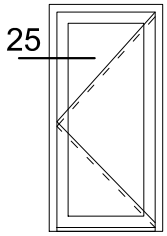
25

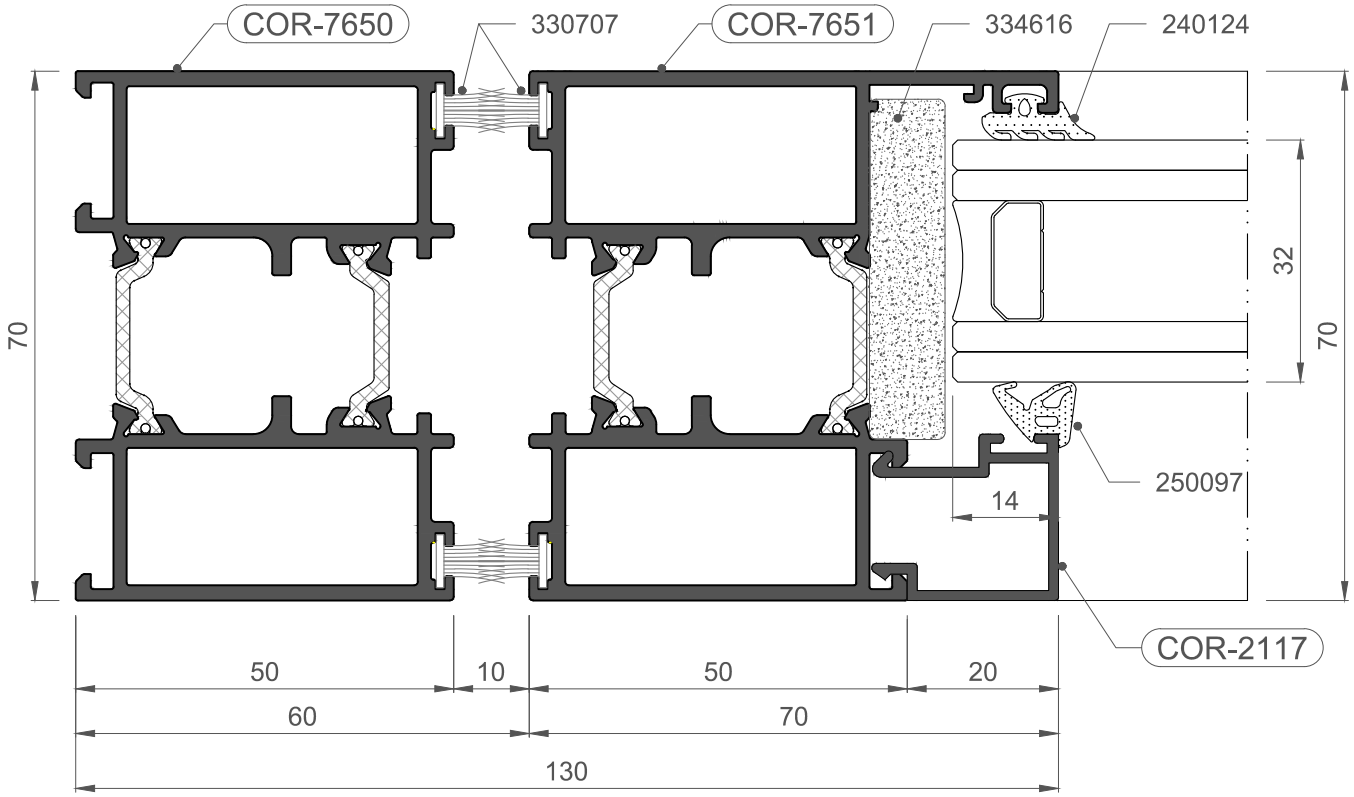
COR-7650
330707
COR-7651
334616
240124
70
32
70
250097
14
COR-2117
50
10
50
20
60
70
130

1:1

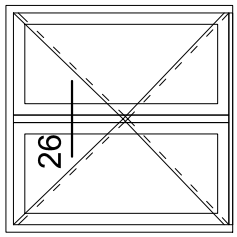
26
Ix= 84,71 cm4

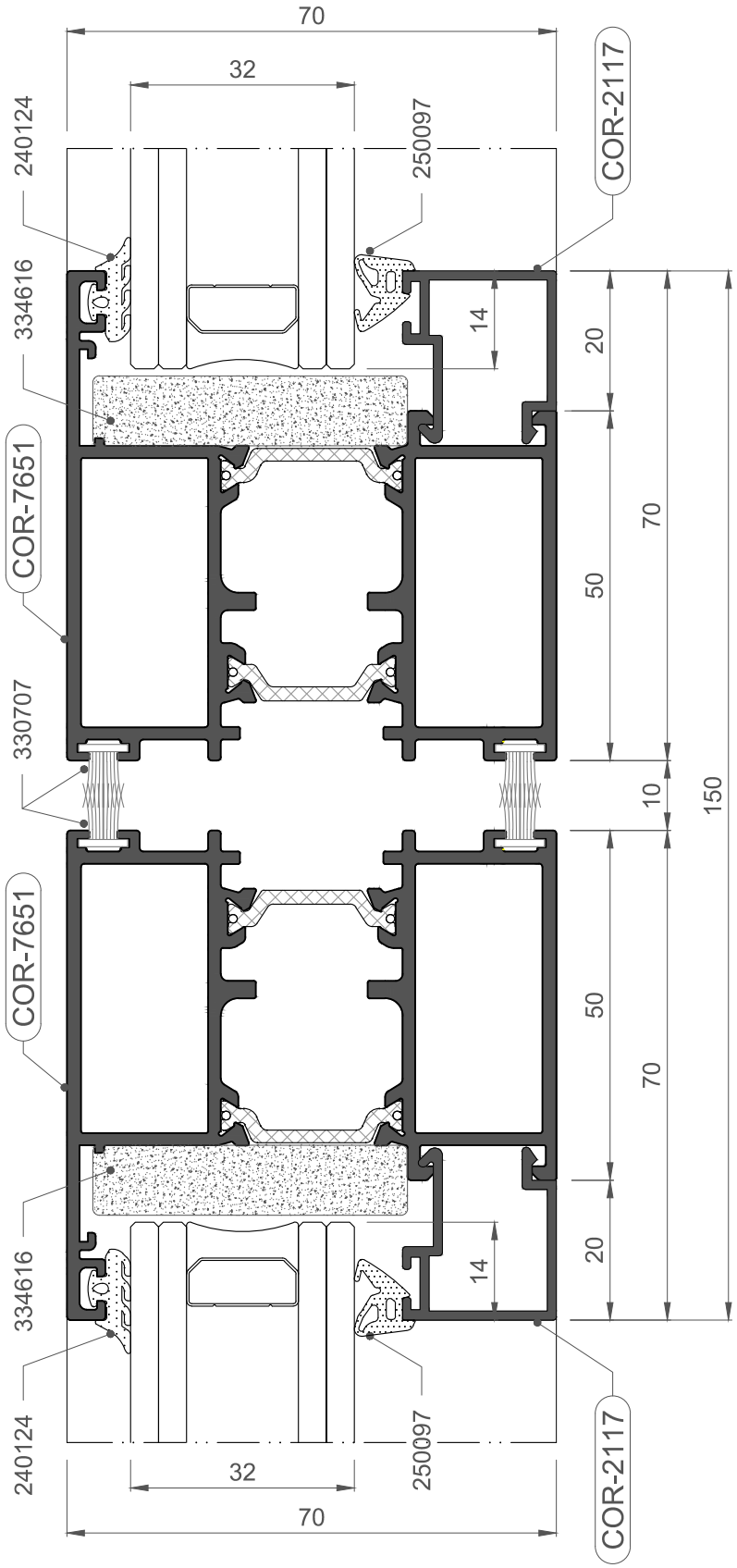
70
32
240124
250097
COR-2117
334616
14
20
COR-7651
50
70
330707
10
150
COR-7651
50
70
334616
14
20
240124
250097
COR-2117
32
70

1:1

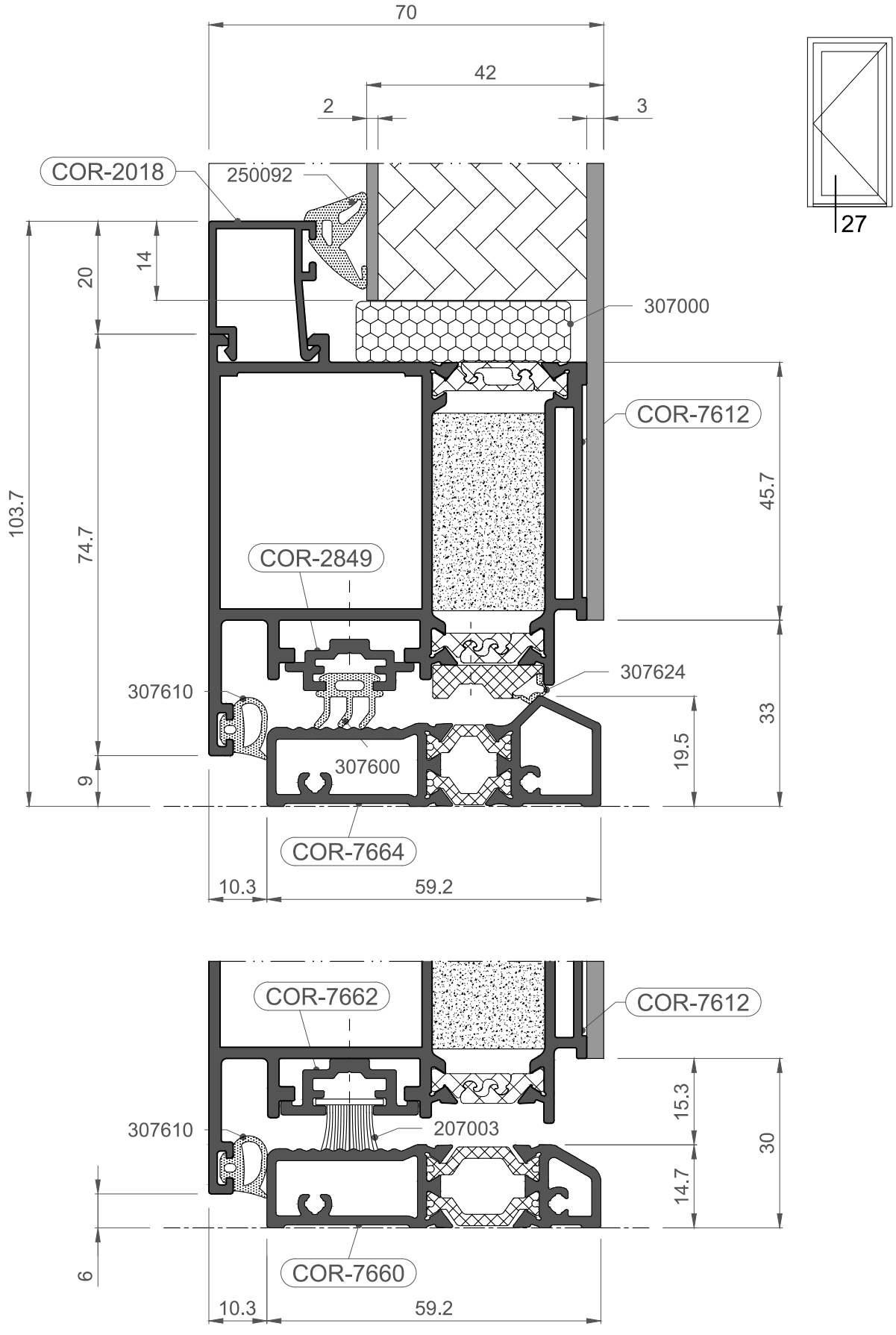
70
42
2
3
COR-2018
250092
307000
COR-7612
COR-2849
307624
307610
307600
COR-7664
10.3
59.2
103.7
74.7
20
14
9
45.7
33
19.5
27
COR-7662
COR-7612
307610
207003
COR-7660
10.3
59.2
6
15.3
14.7
30

1:1

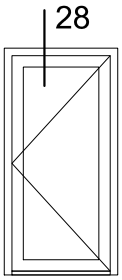
28

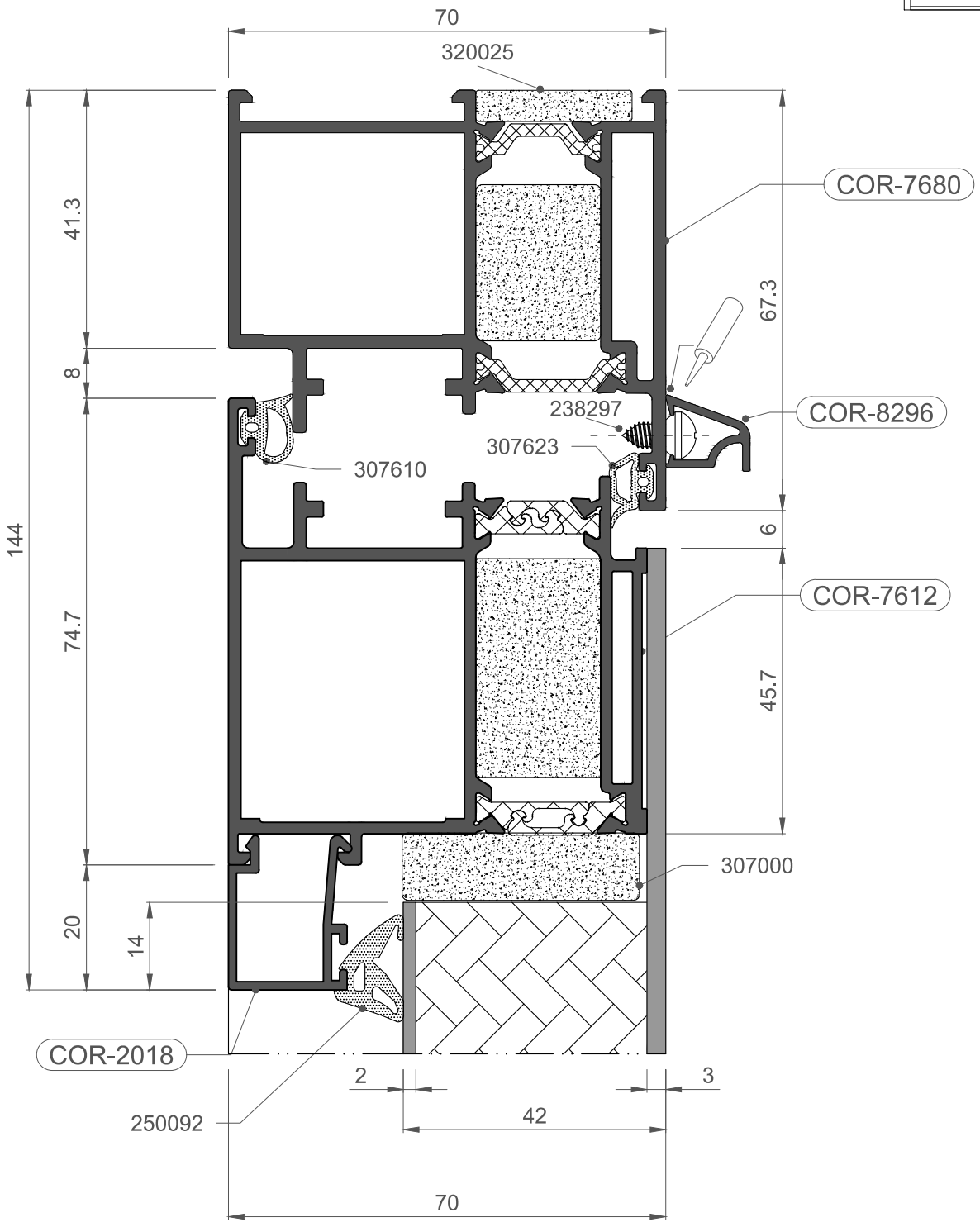
70
320025
41.3
8
144
74.7
20
14
67.3
6
45.7
COR-7680
COR-8296
238297
307623
307610
COR-7612
307000
COR-2018
250092
2
3
42
70

1:1

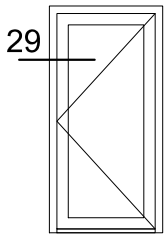
29

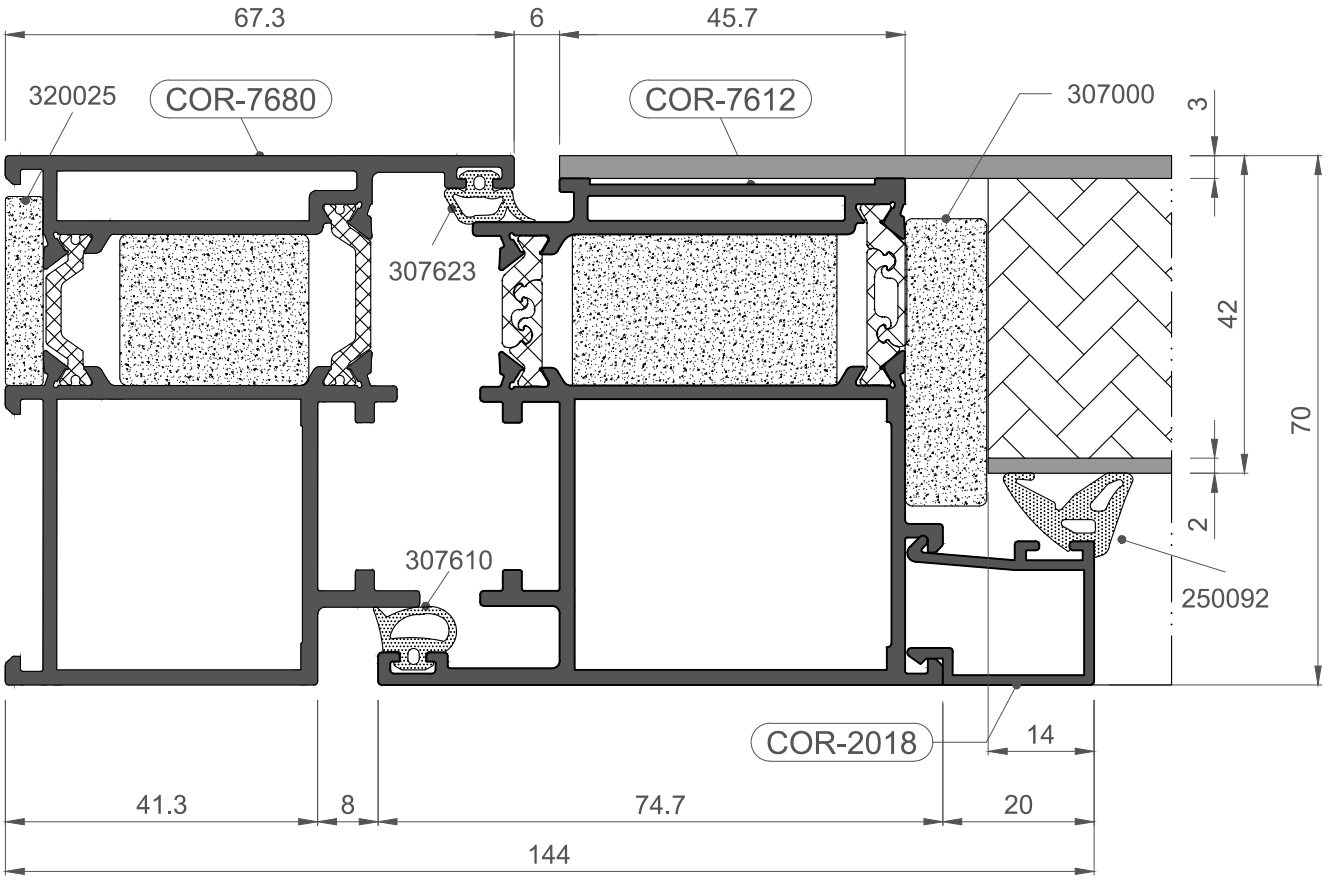
67.3
6
45.7
320025
COR-7680
COR-7612
307000
3
307623
42
70
2
307610
250092
COR-2018
14
41.3
8
74.7
20
144

PUERTA MILLENNIUM PLUS
Nudos constructivos MP70

MILLENNIUM PLUS DOOR
Constructive sections MP70

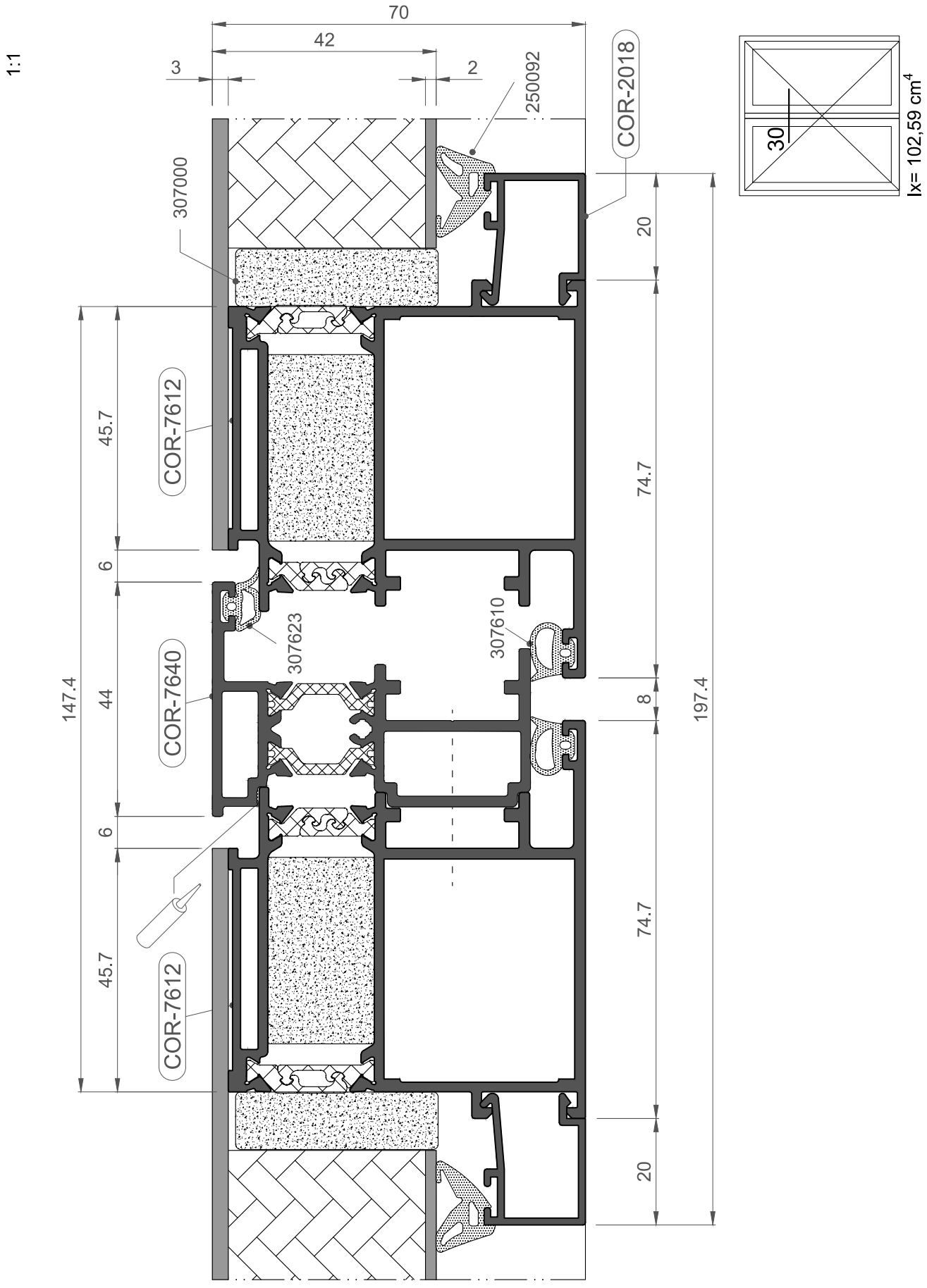

1:1

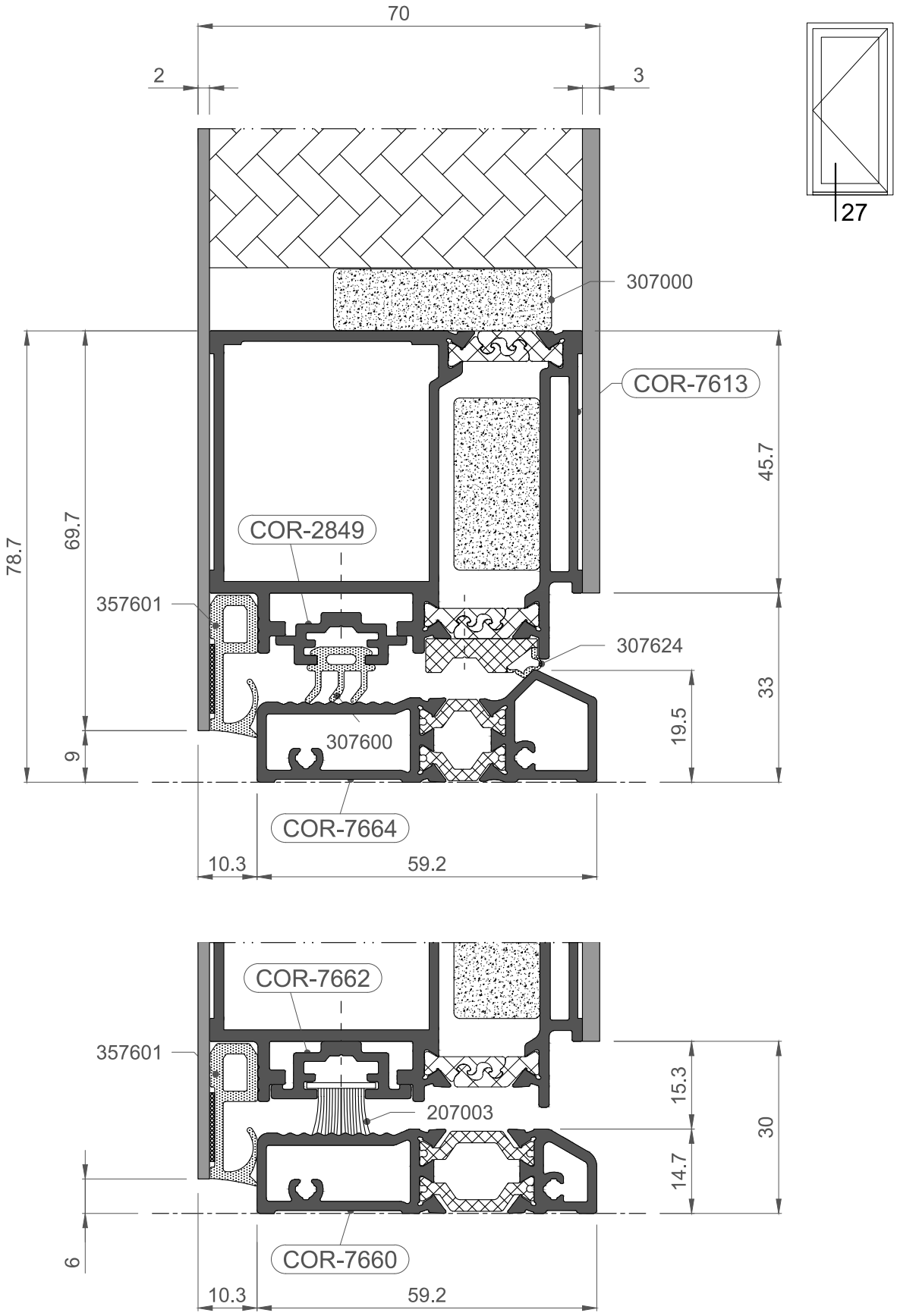
70
2
3
27
307000
COR-7613
45.7
78.7
69.7
COR-2849
357601
307624
33
19.5
307600
9
COR-7664
10.3
59.2
COR-7662
357601
15.3
207003
30
14.7
6
COR-7660
10.3
59.2

1:1

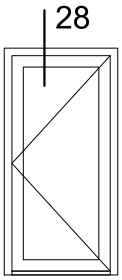
28

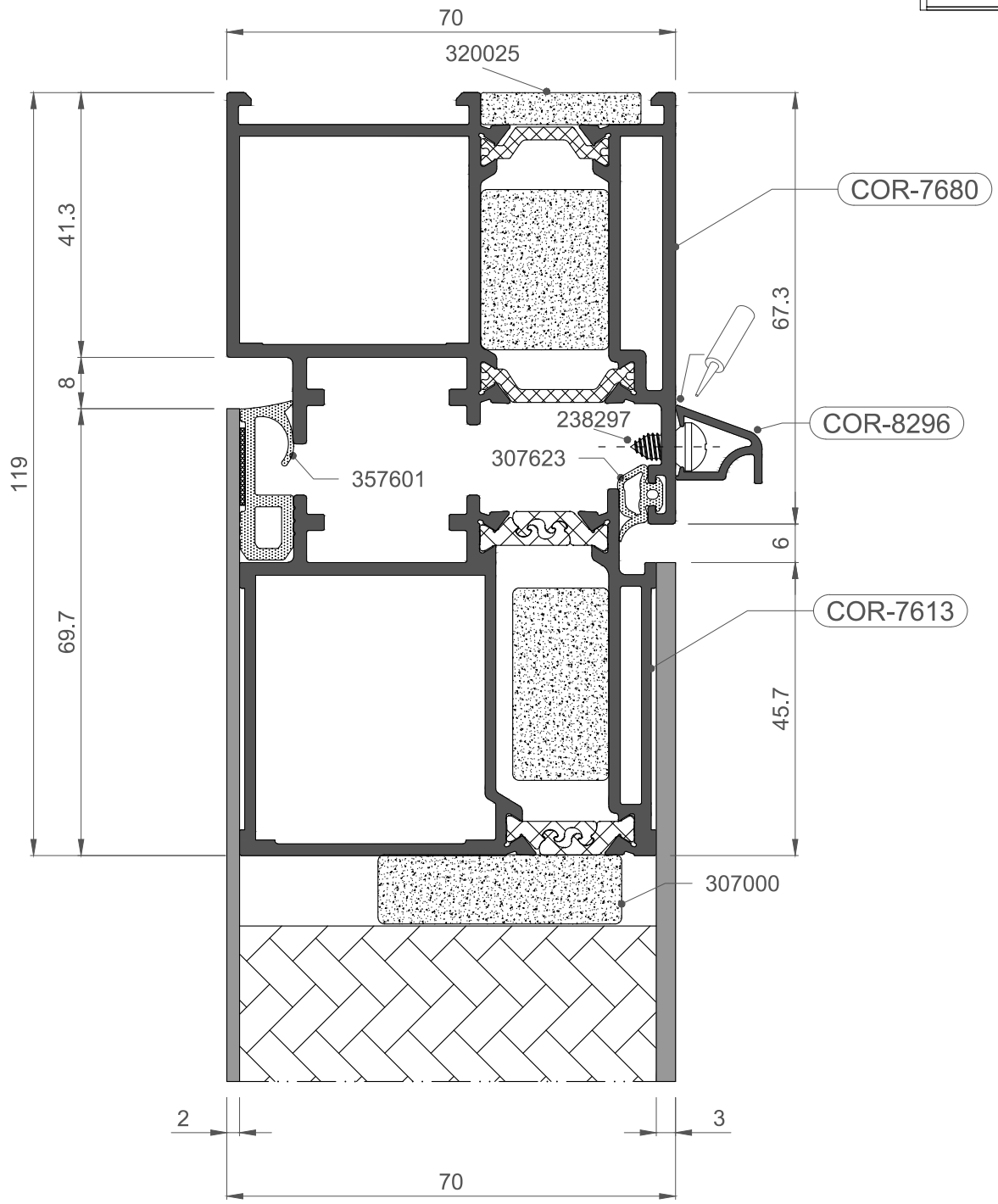
70
320025
41.3
8
119
69.7
67.3
6
45.7
COR-7680
COR-8296
COR-7613
238297
307623
357601
307000
2
3
70

1:1

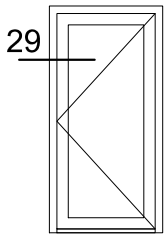
29

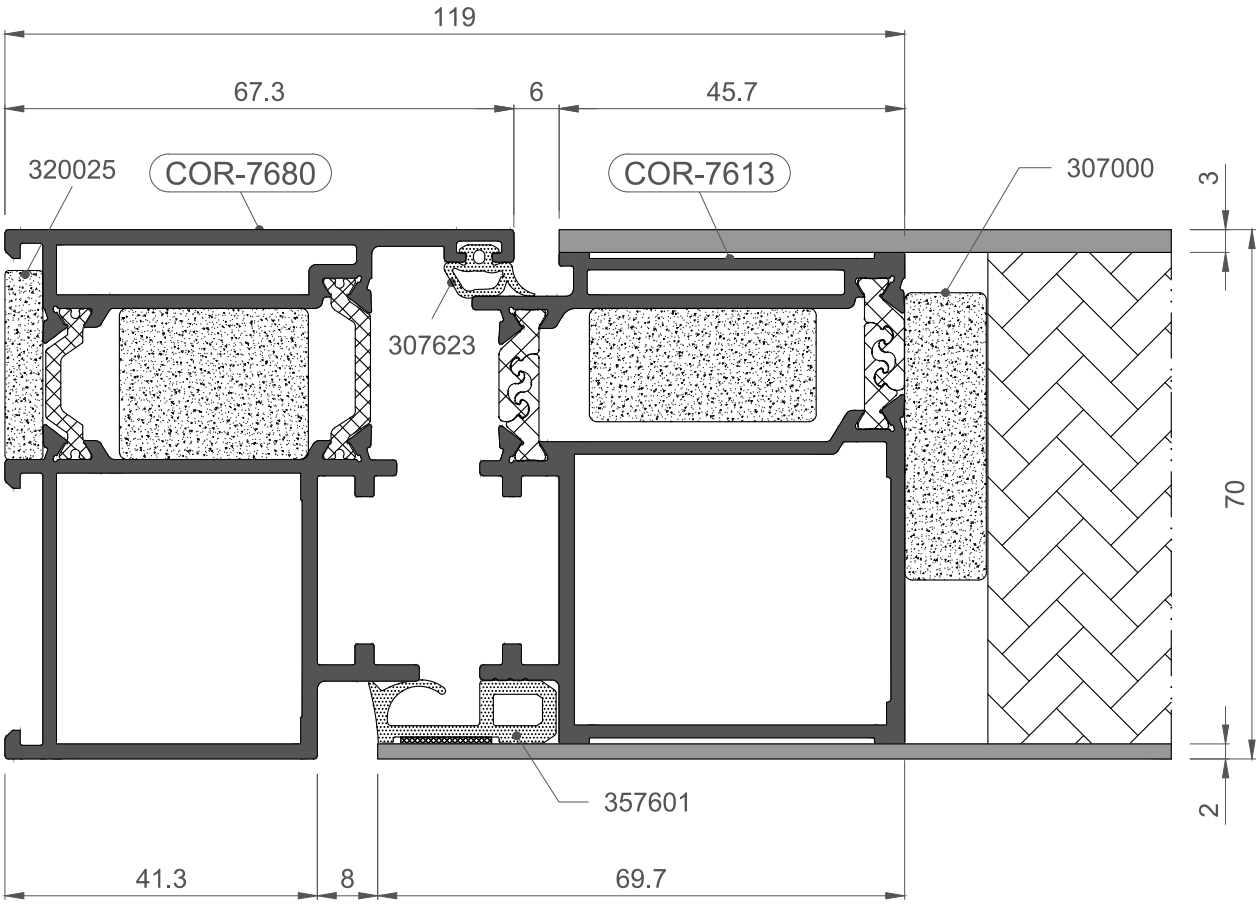
119
67.3
6
45.7
320025
COR-7680
COR-7613
307000
307623
3
70
2
357601
41.3
8
69.7

1:1

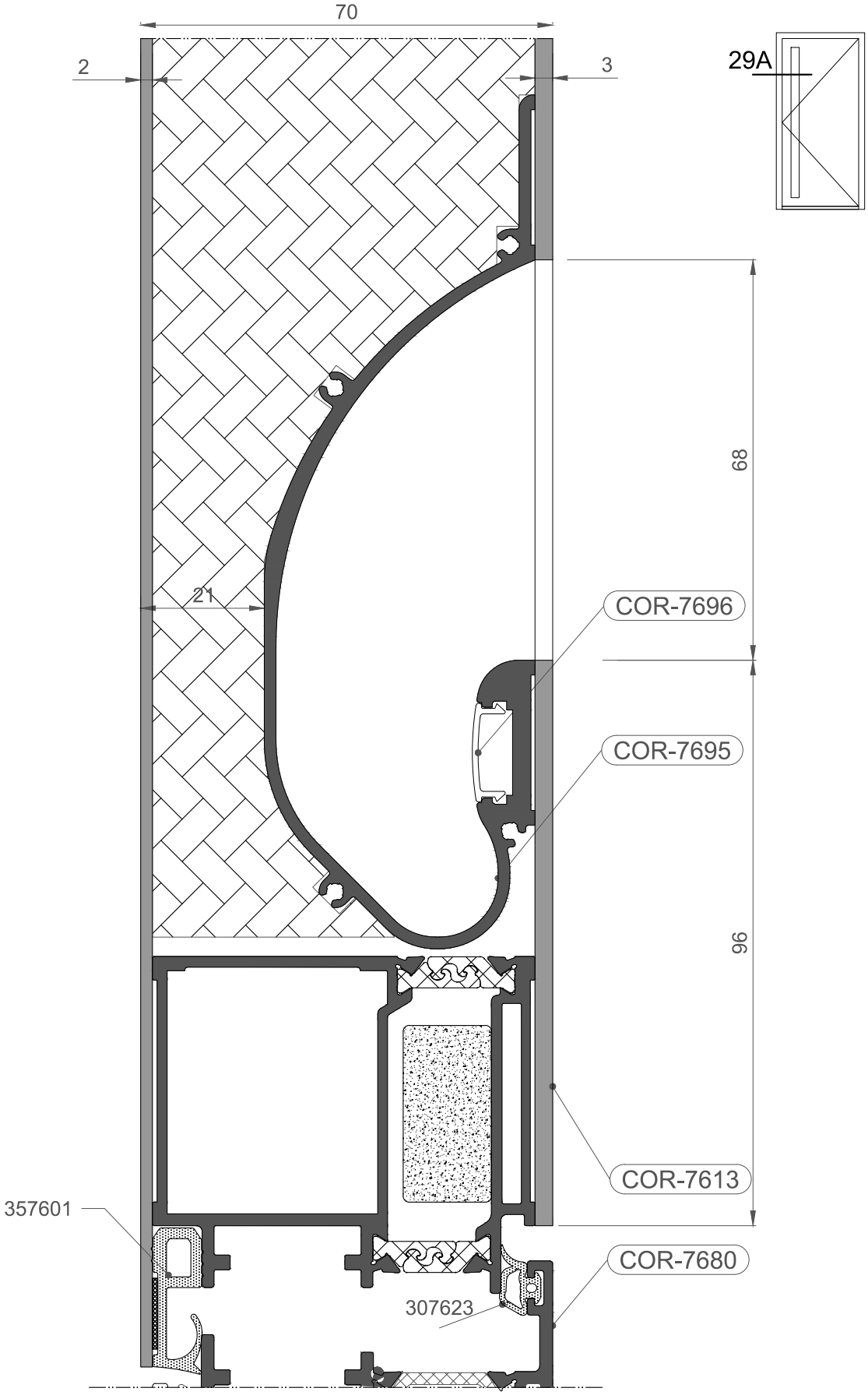
70
2
3
29A
68
21
COR-7696
COR-7695
96
COR-7613
357601
COR-7680
307623

1:1

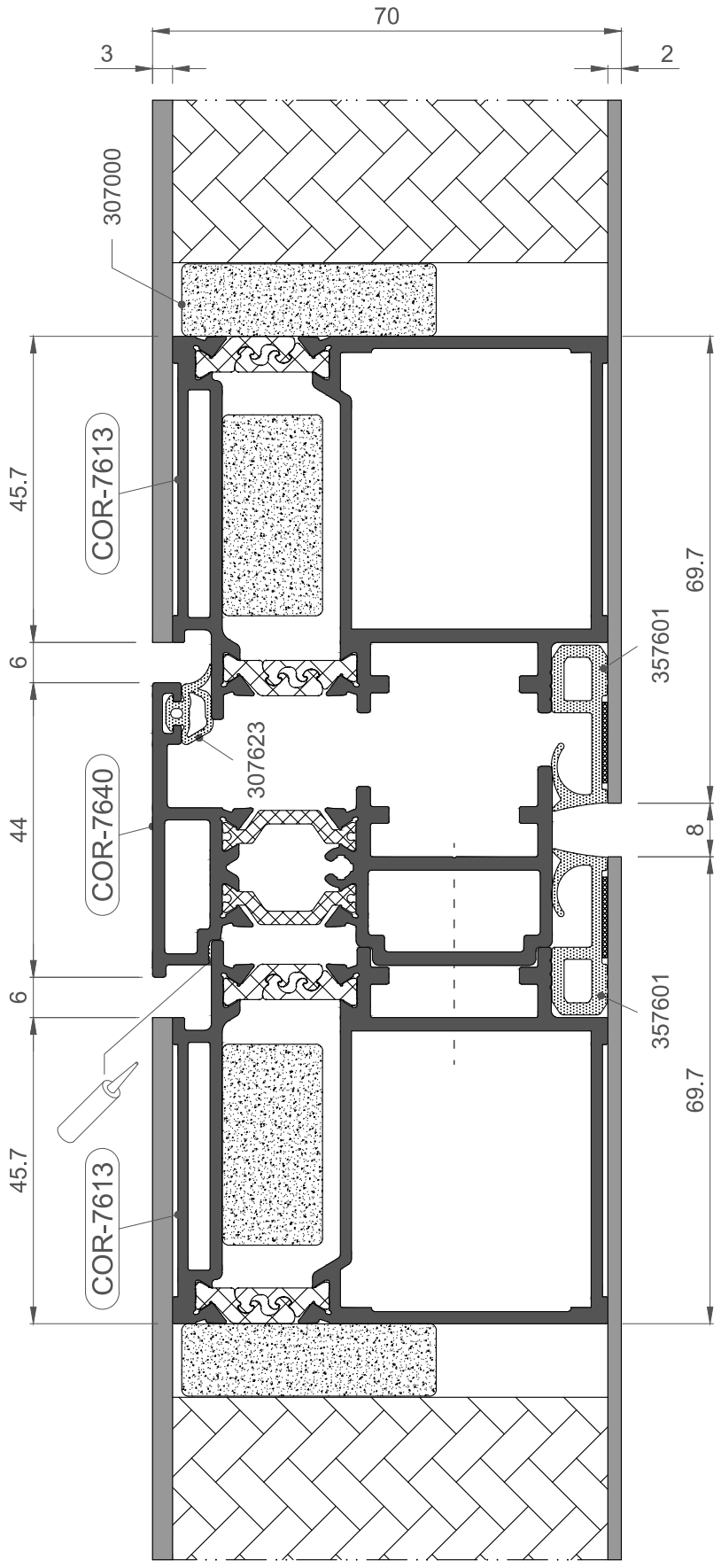
70
3
2
307000
COR-7613
45.7
6
44
6
45.7
COR-7640
COR-7613
307623
357601
357601
69.7
8
69.7

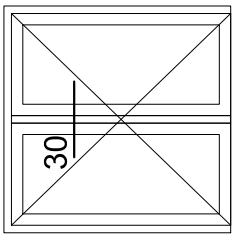
30
Ix= 79,03 cm⁴

1:1

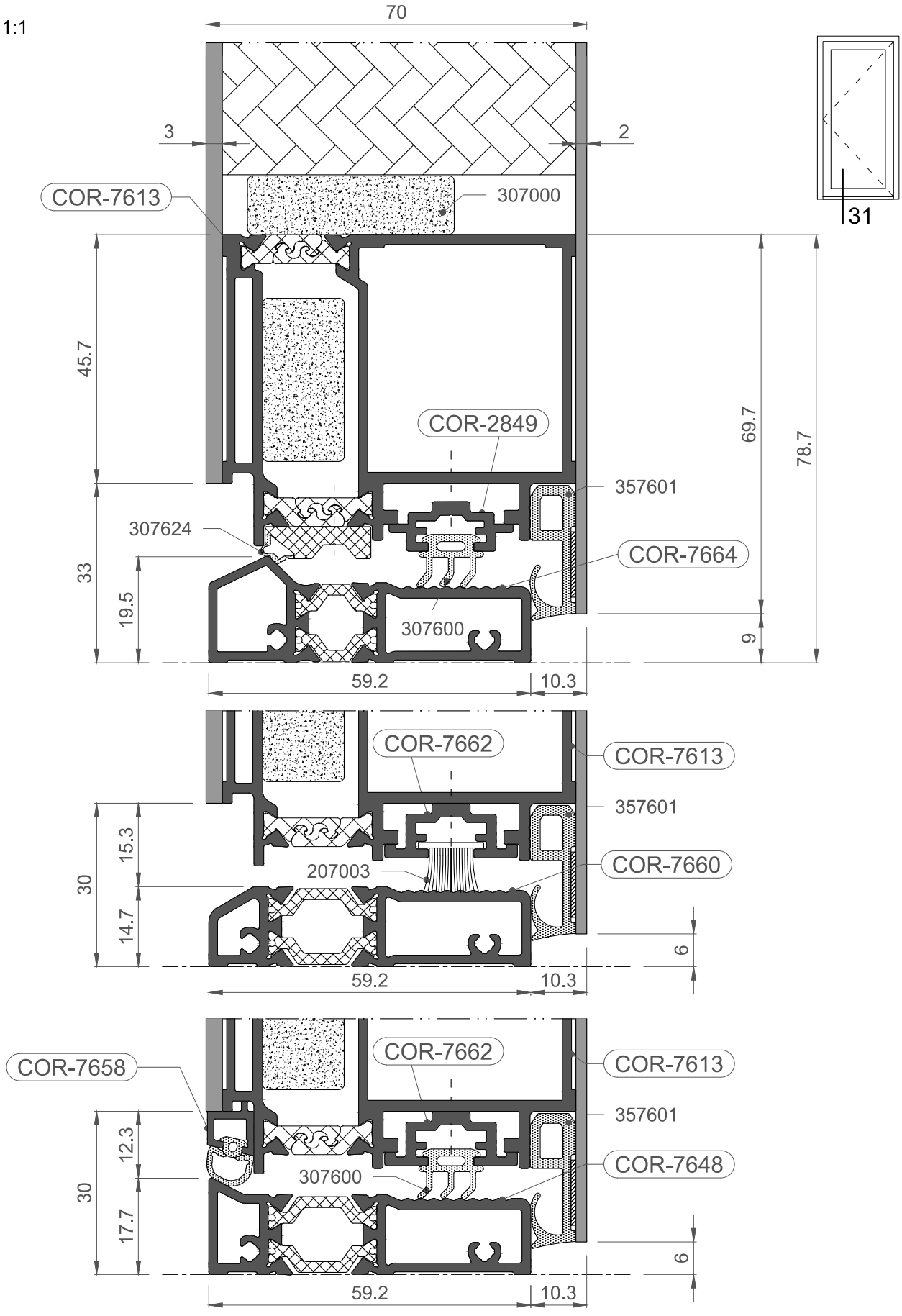
70
3
2
COR-7613
307000
31
45.7
69.7
78.7
COR-2849
357601
307624
COR-7664
33
19.5
307600
9
59.2
10.3
COR-7662
COR-7613
357601
15.3
30
207003
COR-7660
14.7
6
59.2
10.3
COR-7658
COR-7662
COR-7613
357601
12.3
COR-7648
30
307600
17.7
6
59.2
10.3

1:1

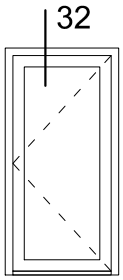
32

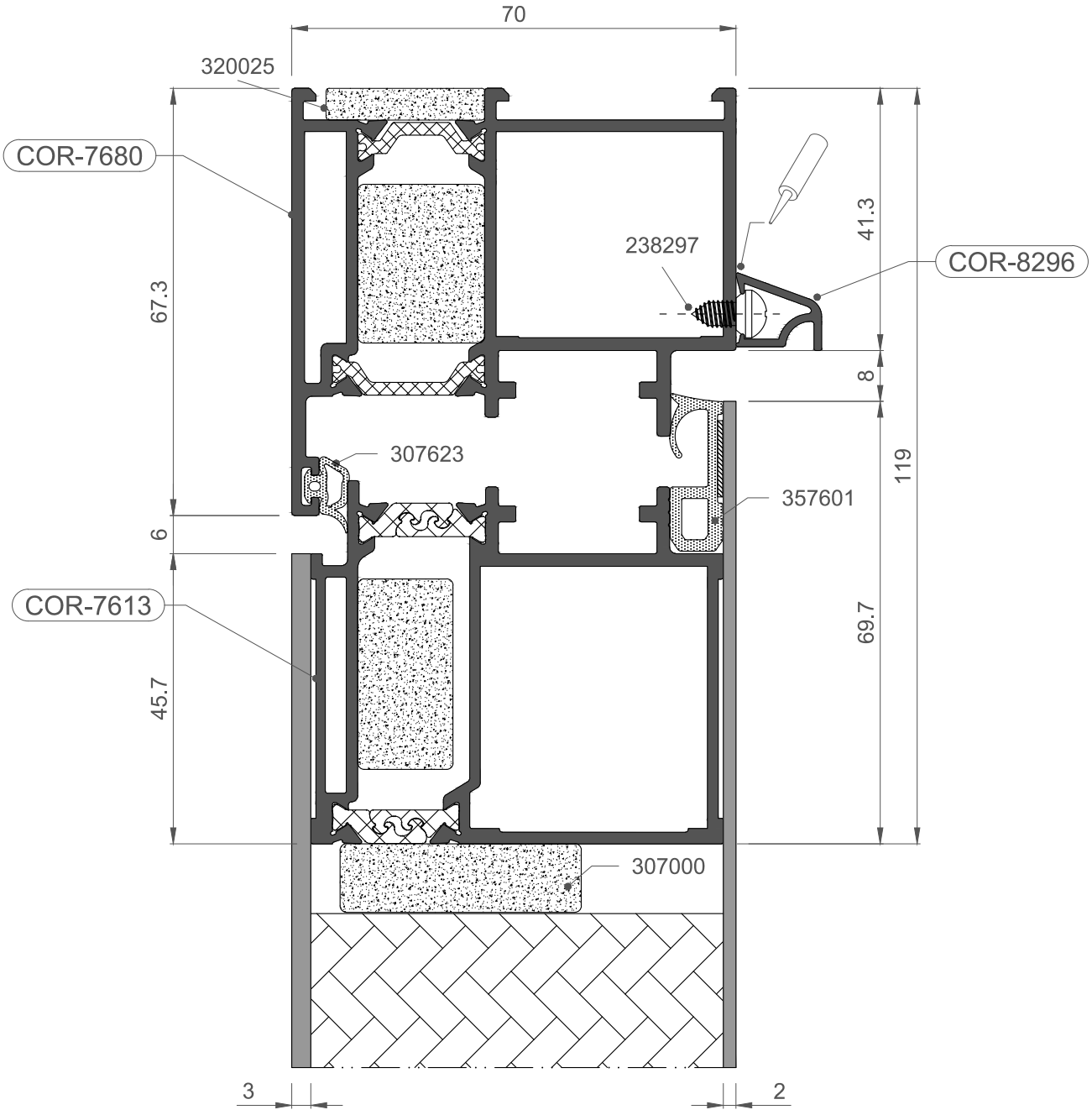
70
320025
COR-7680
67.3
238297
41.3
COR-8296
8
307623
357601
119
6
COR-7613
45.7
69.7
307000
3
2

1:1

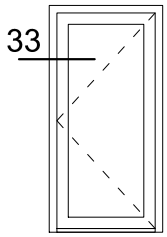
33

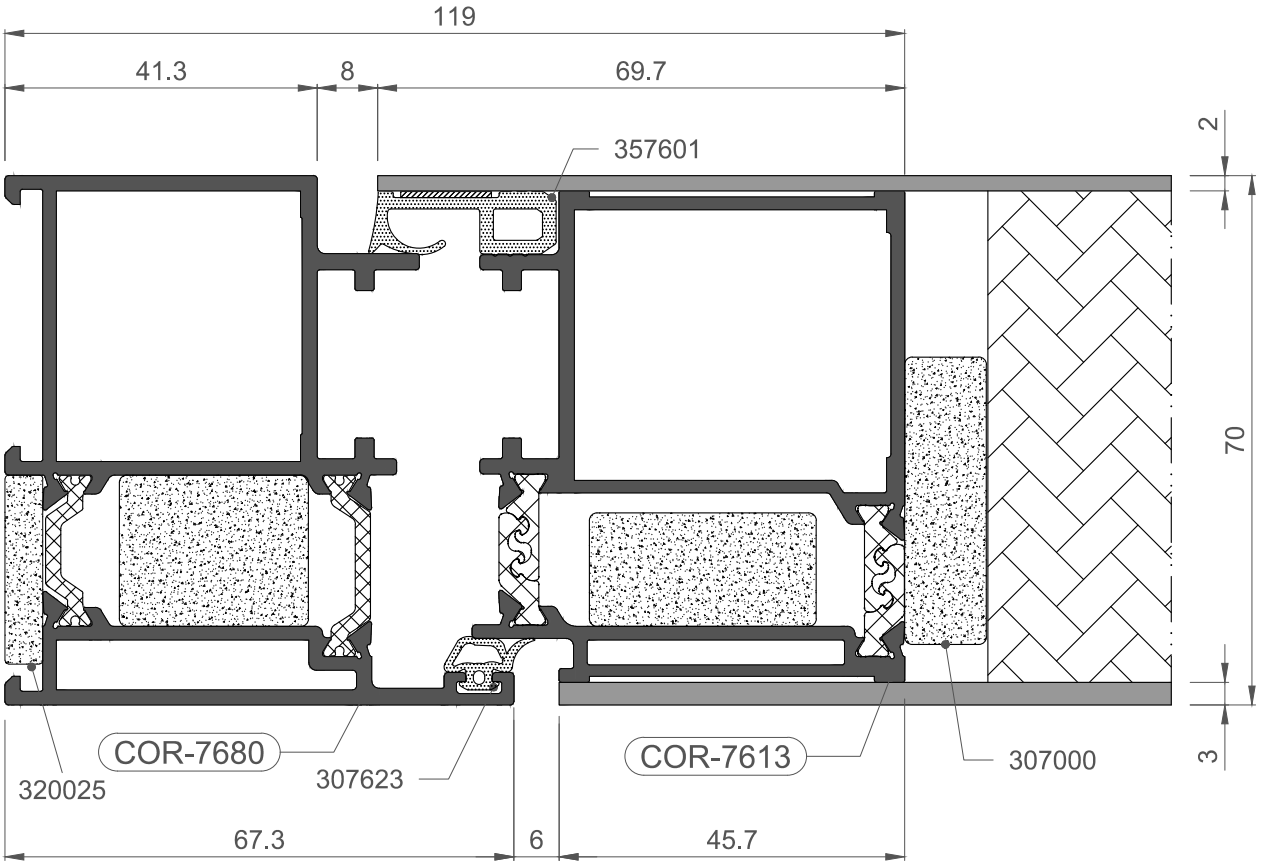
119
41.3
8
69.7
357601
2
70
3
COR-7680
307623
COR-7613
307000
320025
67.3
6
45.7

PUERTA MILLENNIUM PLUS
Nudos constructivos MP70

MILLENNIUM PLUS DOOR
Constructive sections MP70

1:1

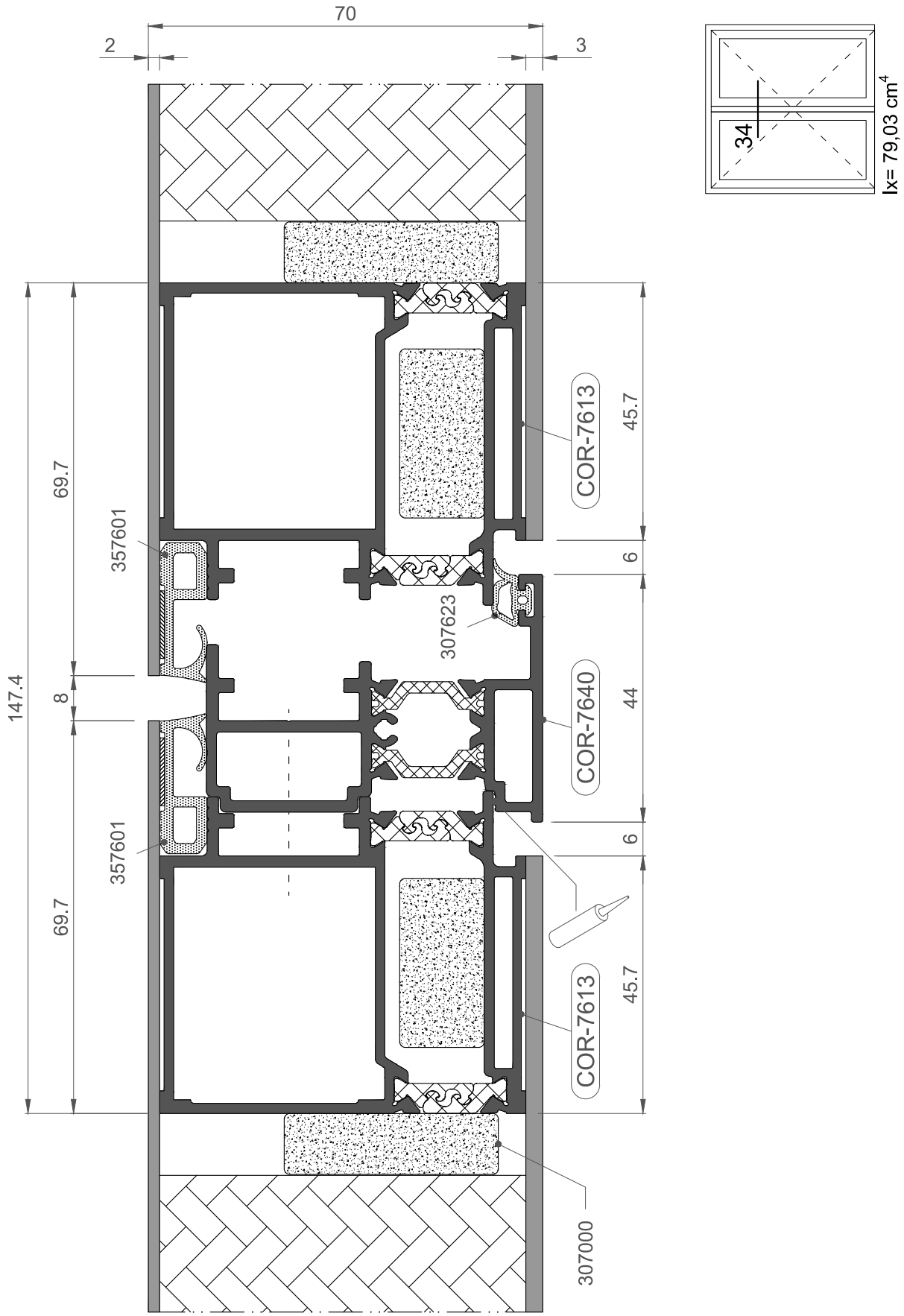

1:1

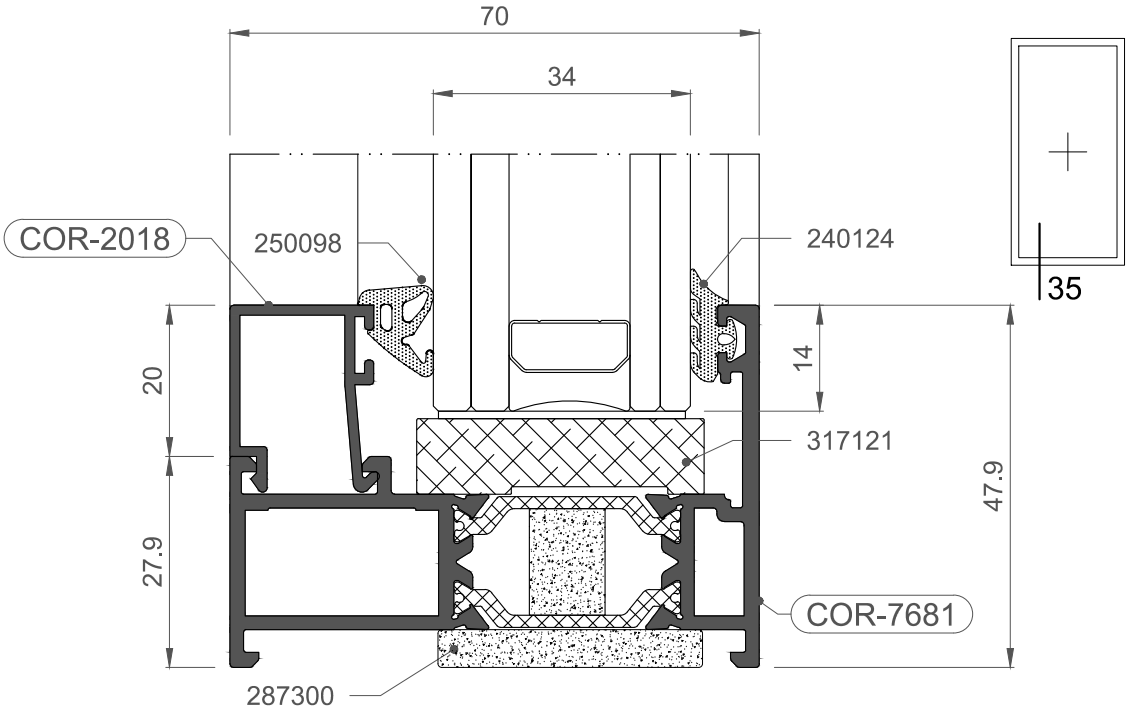
70
34
COR-2018
250098
240124
35
20
14
317121
47.9
27.9
COR-7681
287300

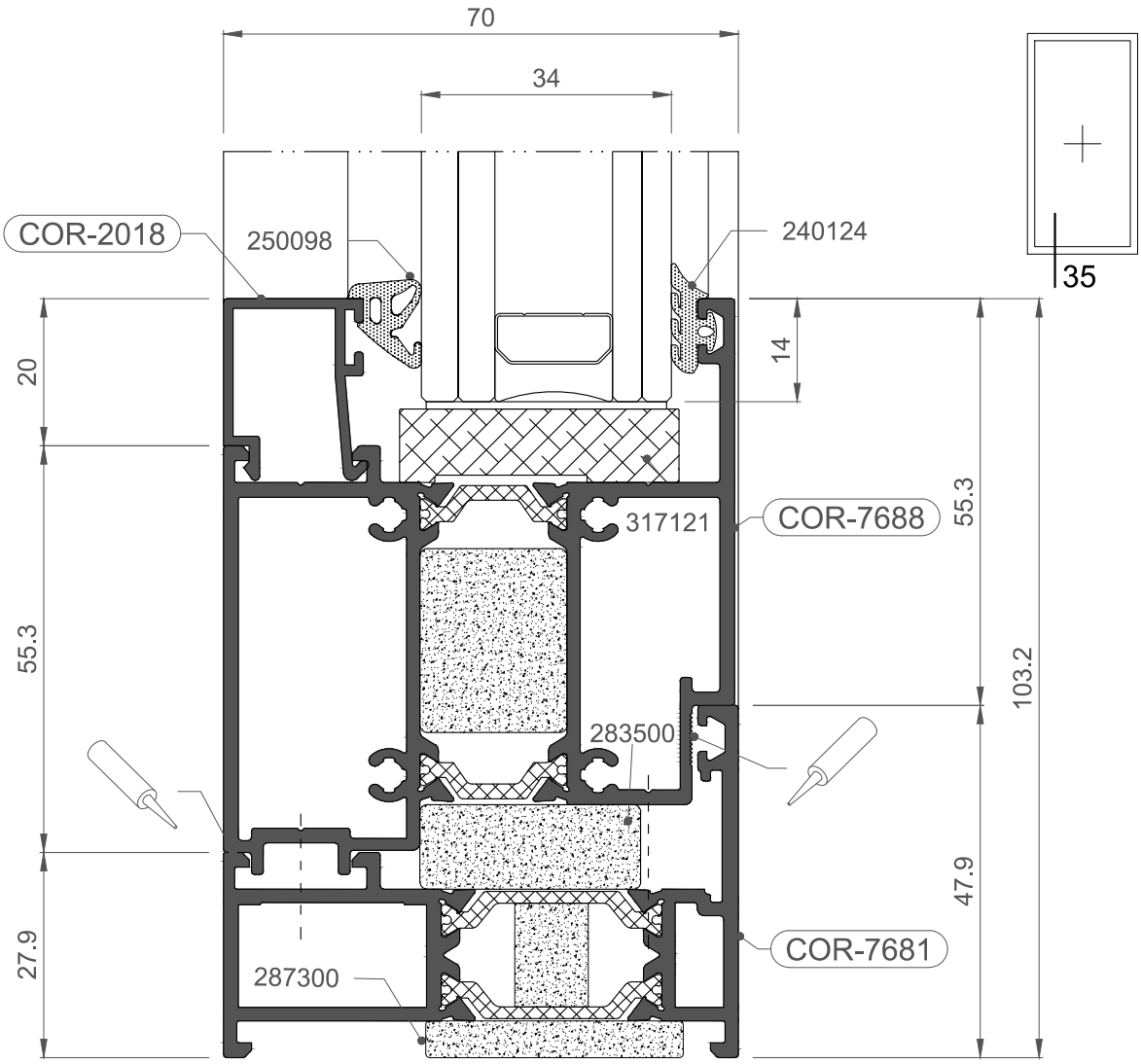
70
34
COR-2018
250098
240124
35
20
14
55.3
317121
COR-7688
55.3
103.2
283500
47.9
27.9
COR-7681
287300

1:1

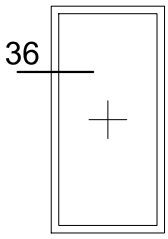
36

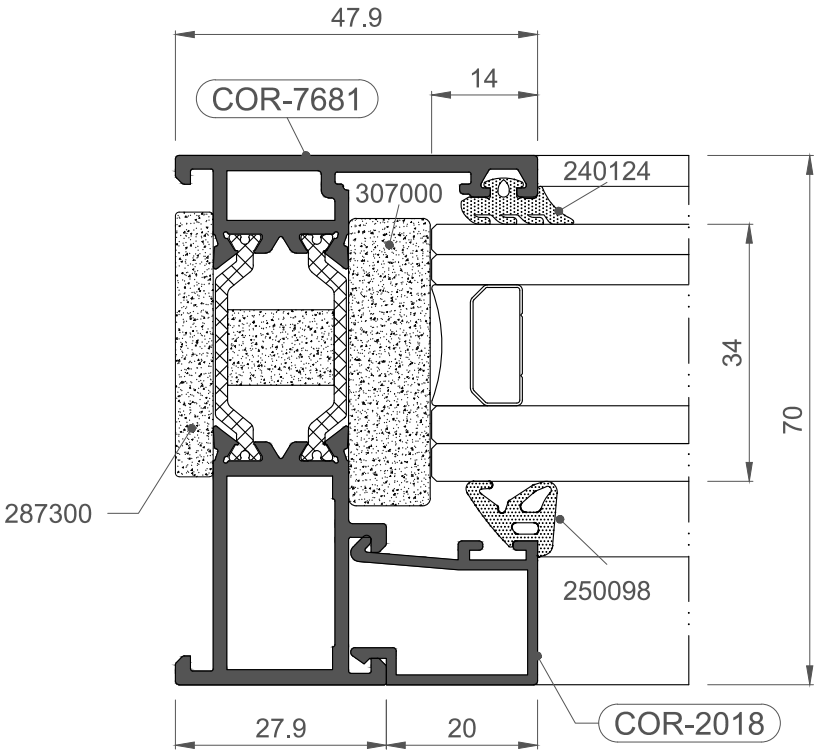
47.9
14
COR-7681
240124
307000
34
70
287300
250098
27.9
20
COR-2018

1:1


37
37
37

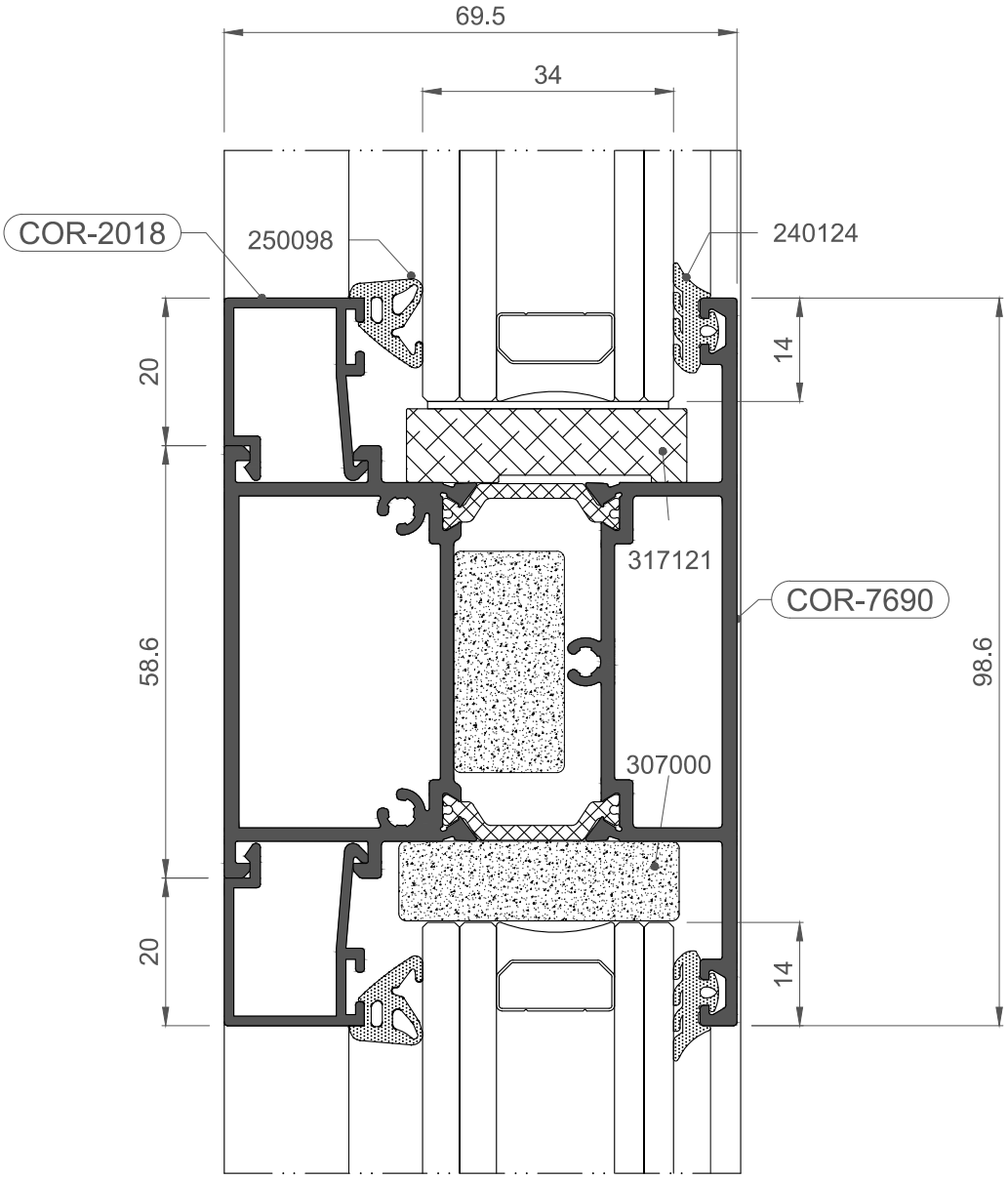
69.5
34
COR-2018
250098
240124
20
14
317121
COR-7690
58.6
98.6
307000
20
14

1:1

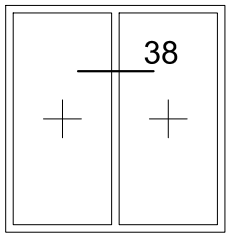
38

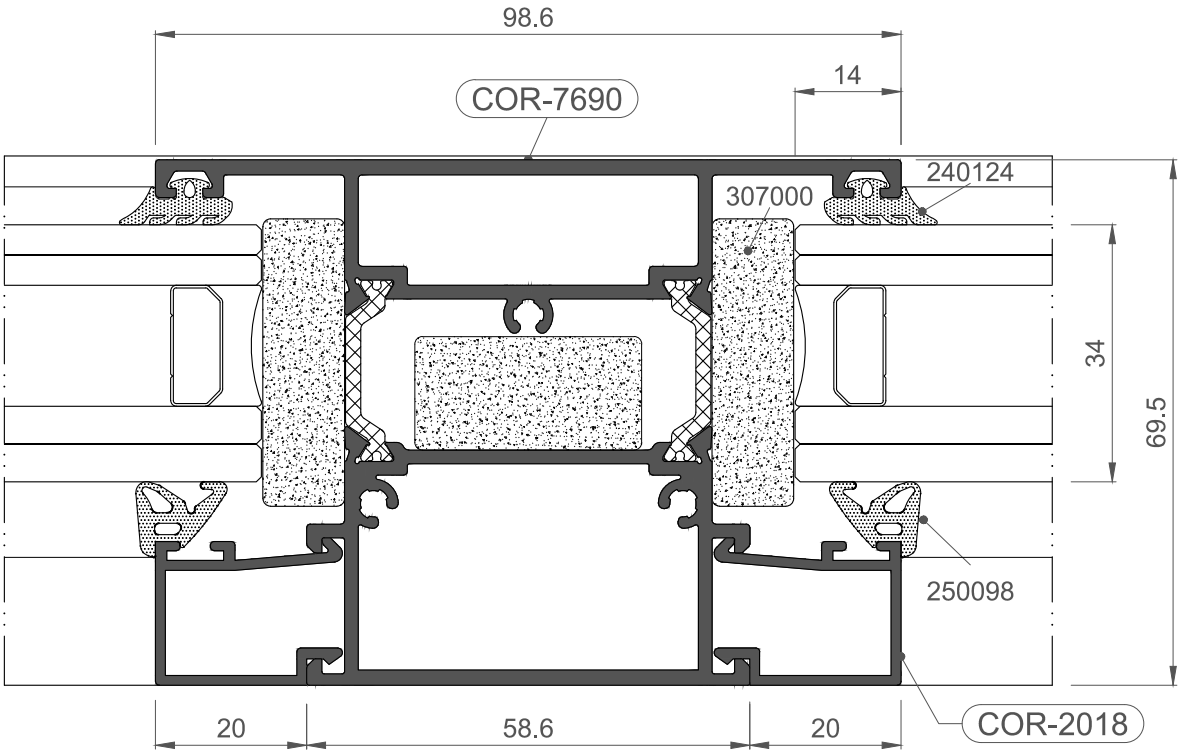
98.6
14
COR-7690
240124
307000
34
69.5
250098
20
58.6
20
COR-2018

1:1

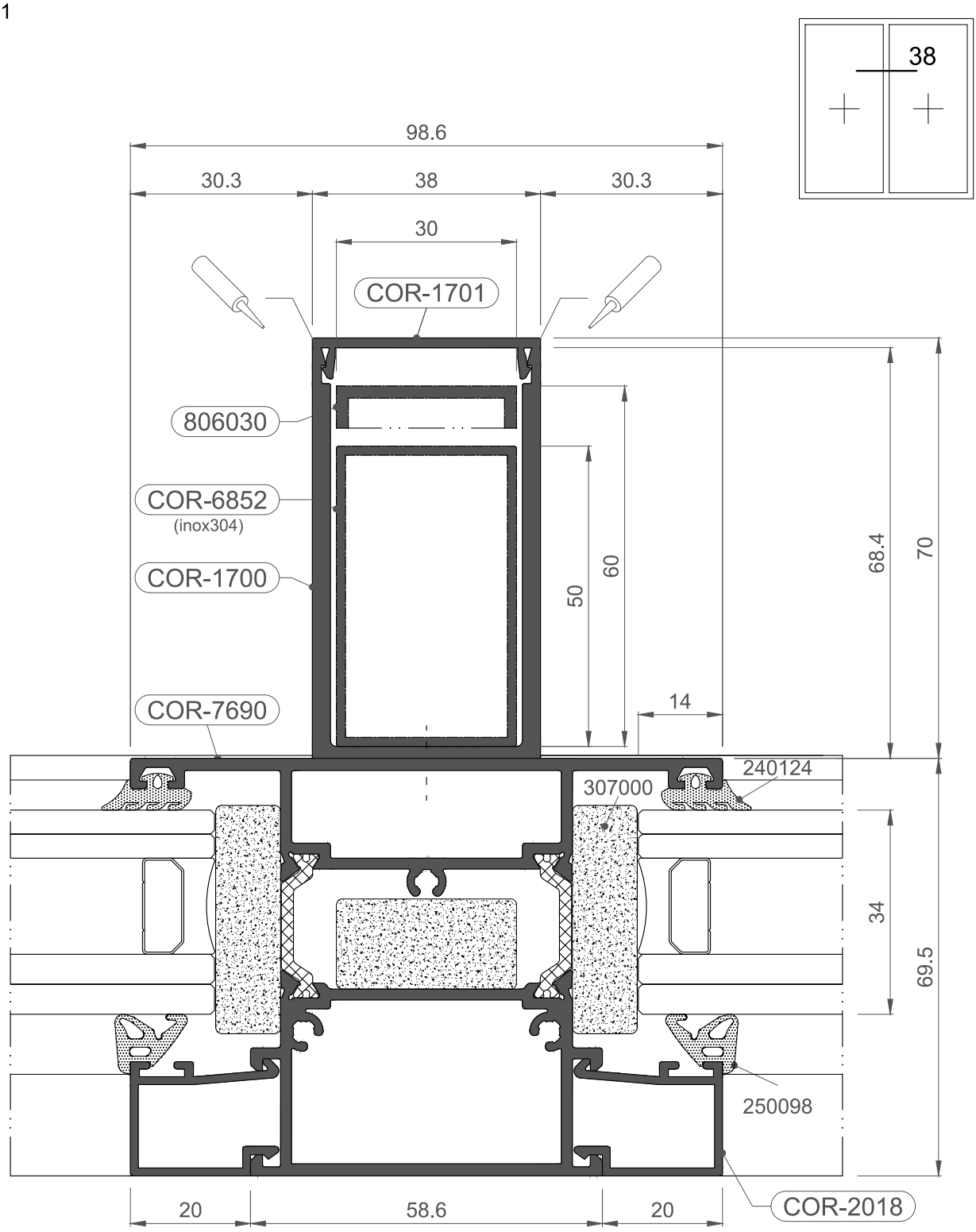
38
98.6
30.3
38
30.3
30
COR-1701
806030
COR-6852
(inox304)
COR-1700
COR-7690
50
60
68.4
70
14
240124
307000
34
69.5
250098
20
58.6
20
COR-2018

1:1

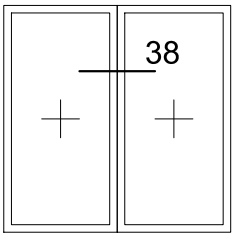
38

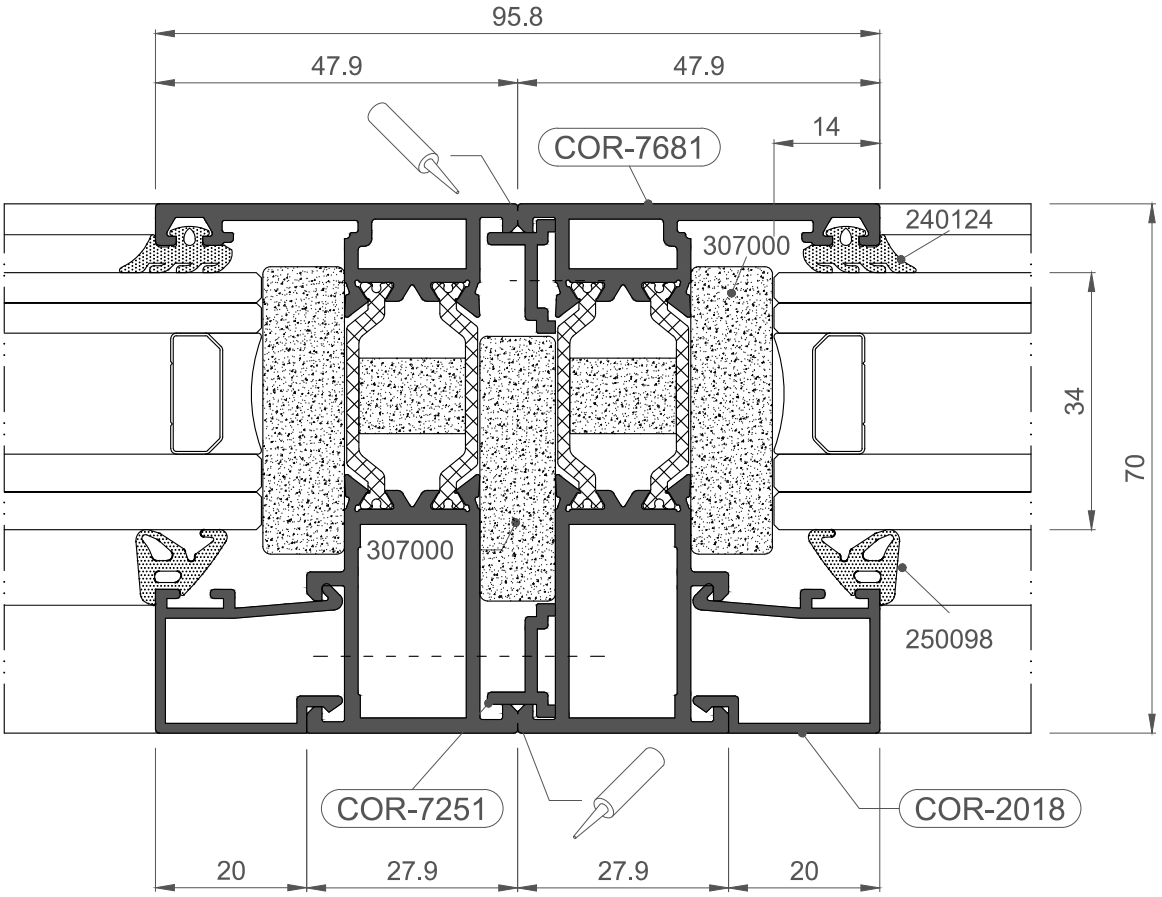
95.8
47.9
47.9
14
COR-7681
240124
307000
307000
34
70
250098
COR-7251
COR-2018
20
27.9
27.9
20

1:1

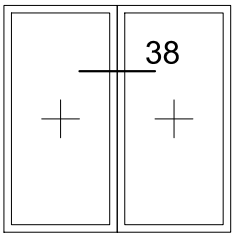
38

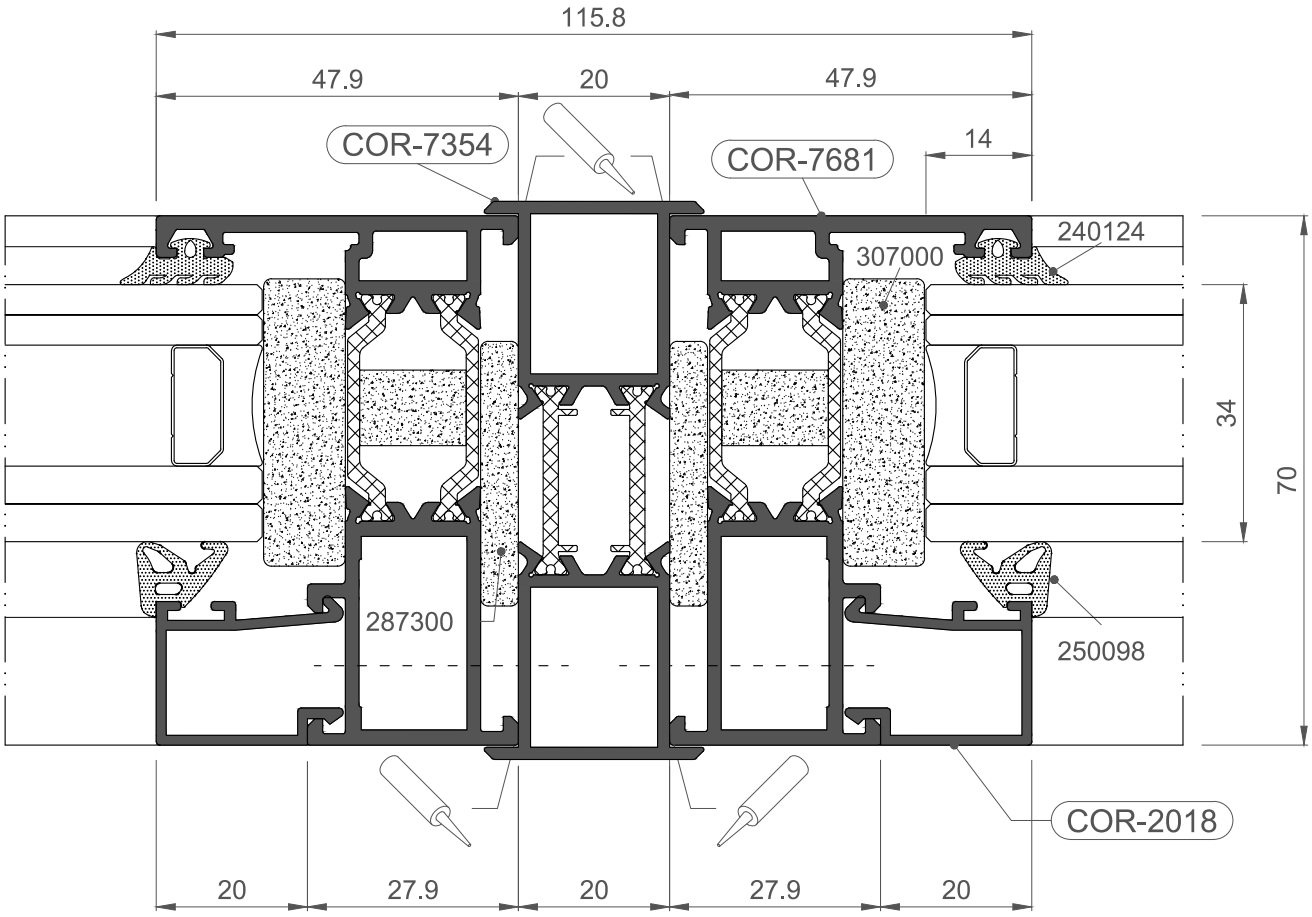
115.8
47.9
20
47.9
14
COR-7354
COR-7681
240124
307000
34
70
287300
250098
COR-2018
20
27.9
20
27.9
20

1:1

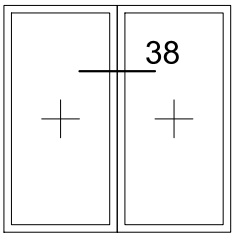
38

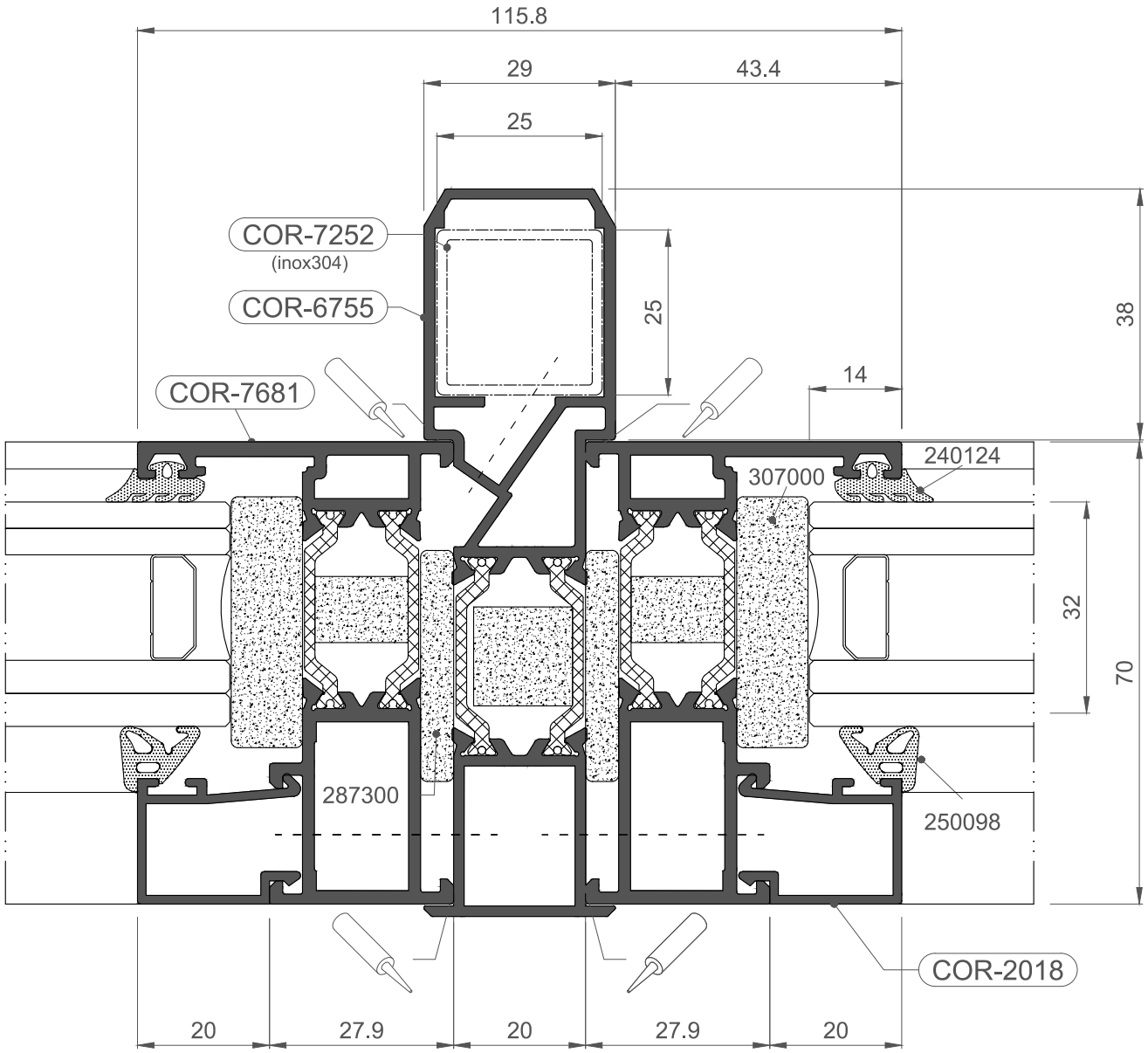
115.8
29
43.4
25
COR-7252
(inox304)
COR-6755
COR-7681
25
38
14
240124
307000
32
70
287300
250098
COR-2018
20
27.9
20
27.9
20

1:1

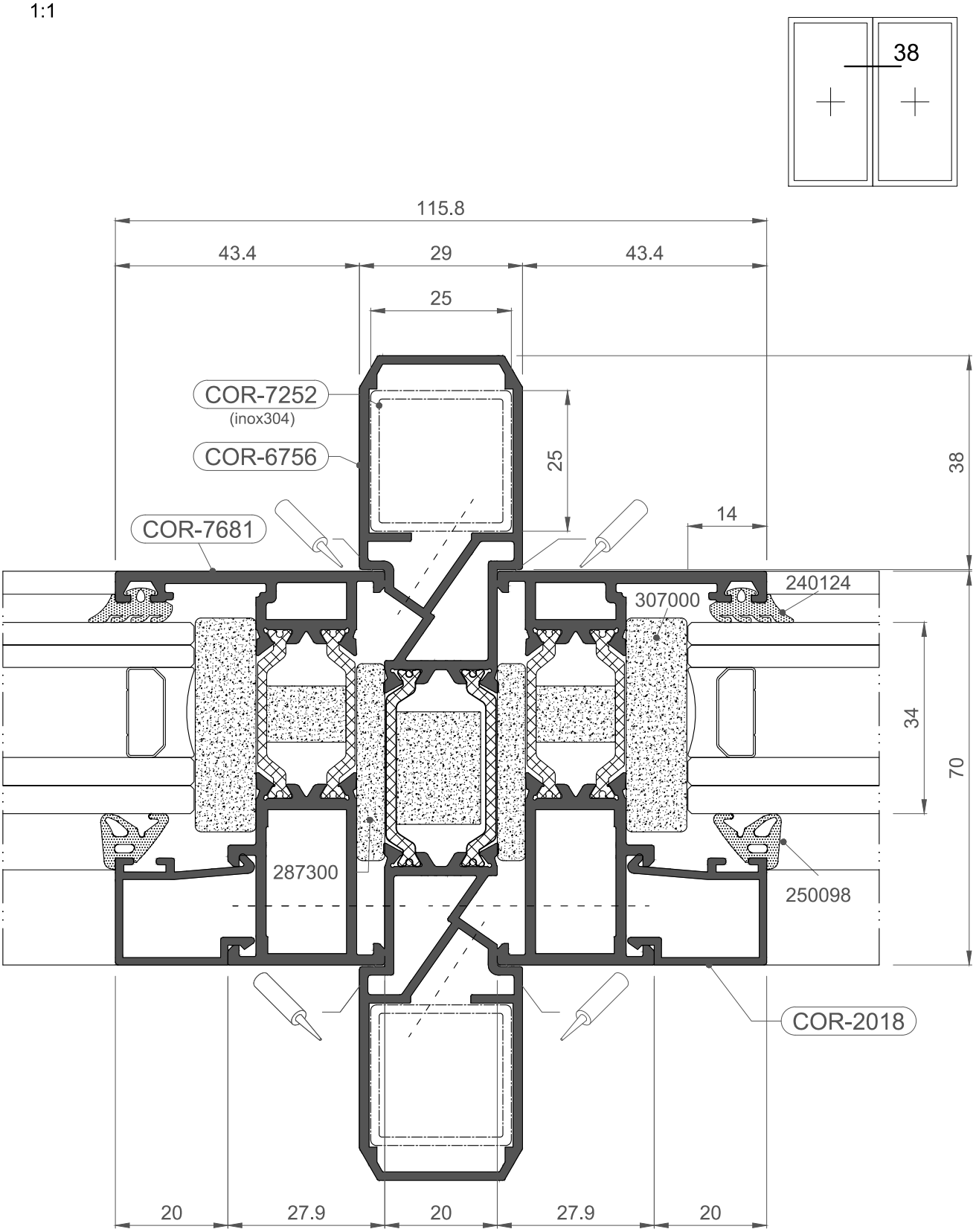
38
115.8
43.4
29
43.4
25
COR-7252
(inox304)
COR-6756
COR-7681
25
38
14
240124
307000
34
70
287300
250098
COR-2018
20
27.9
20
27.9
20

1:1

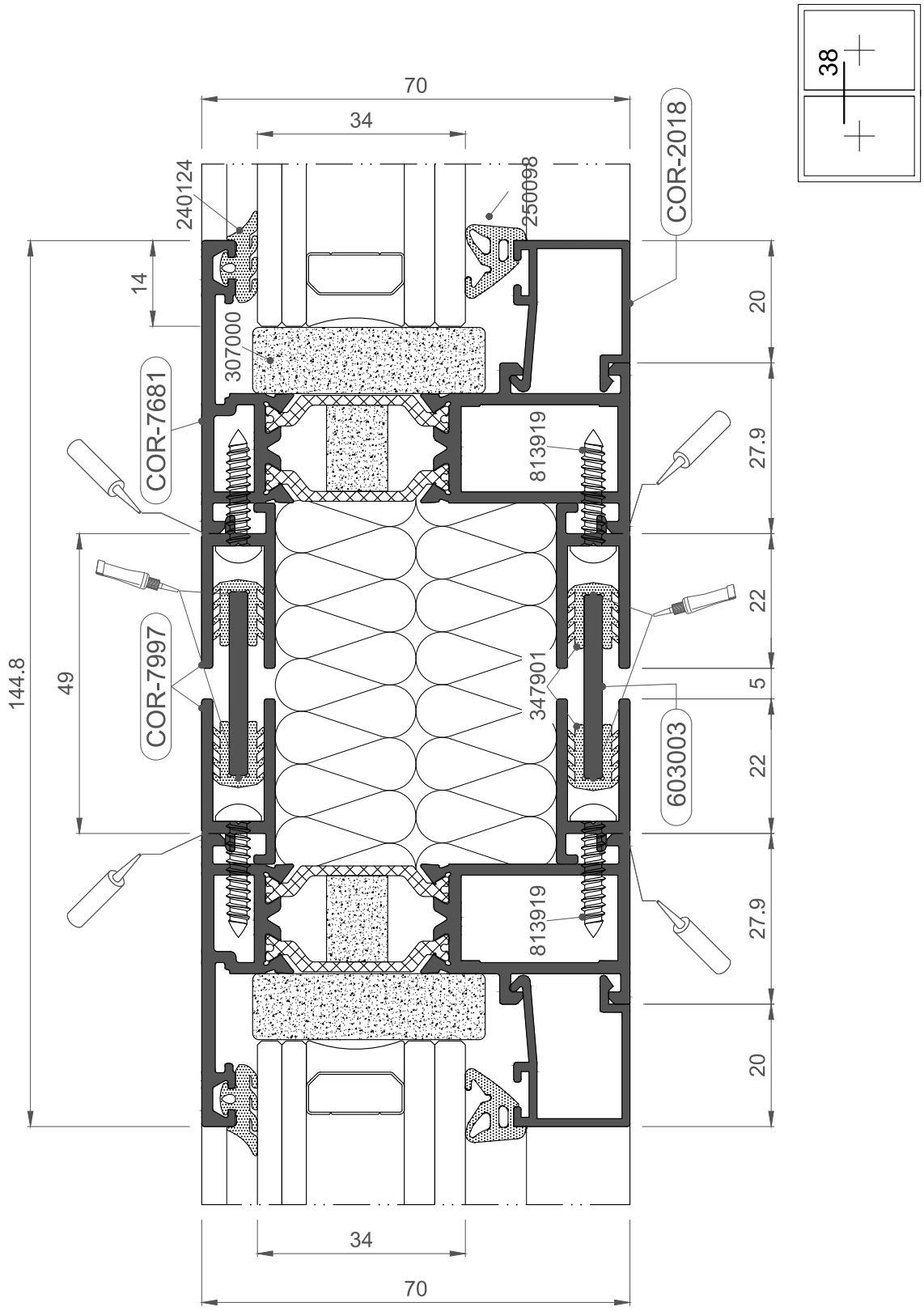
38
70
34
240124
250098
COR-2018
14
307000
COR-7681
813919
20
27.9
22
144.8
49
COR-7997
347901
5
603003
22
27.9
813919
20
34
70

1:1

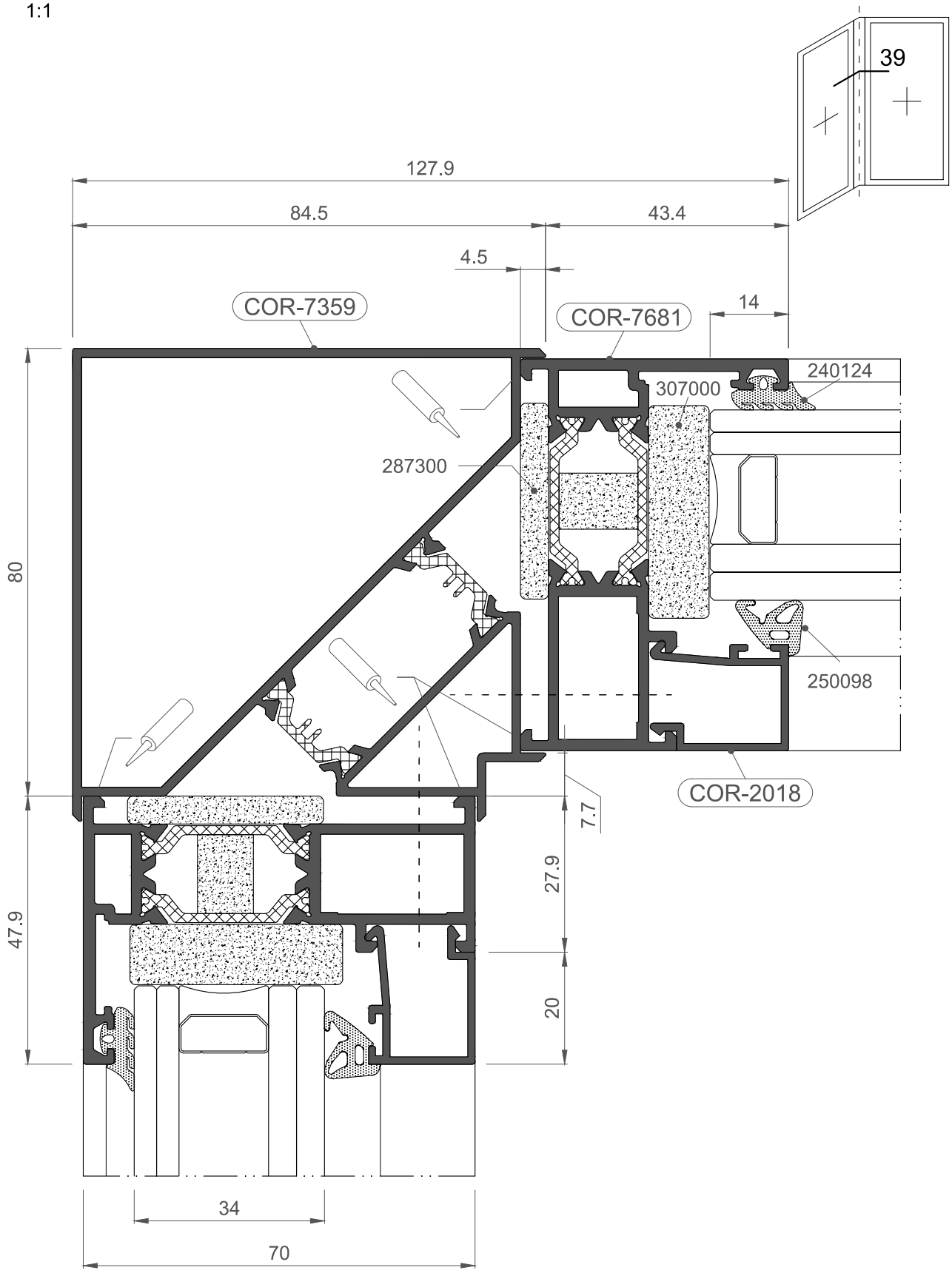
39
127.9
84.5
43.4
4.5
14
COR-7359
COR-7681
240124
307000
287300
250098
COR-2018
80
47.9
7.7
27.9
20
34
70

1:1

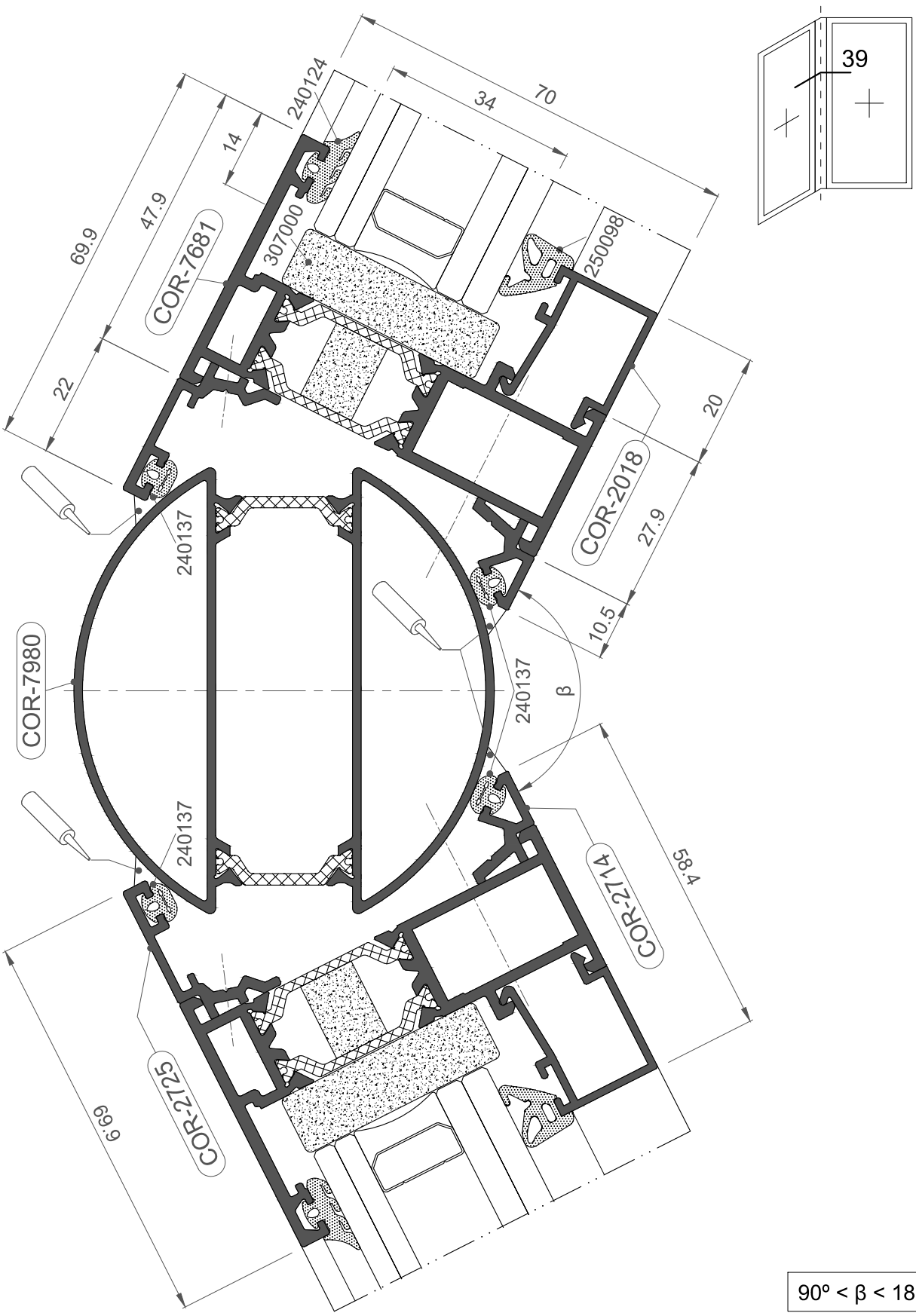
39
240124
34
70
14
47.9
69.9
22
COR-7681
307000
250098
20
COR-2018
27.9
10.5
240137
COR-7980
β
240137
240137
COR-2714
58.4
69.9
COR-2725

90º < β < 180º

1:1

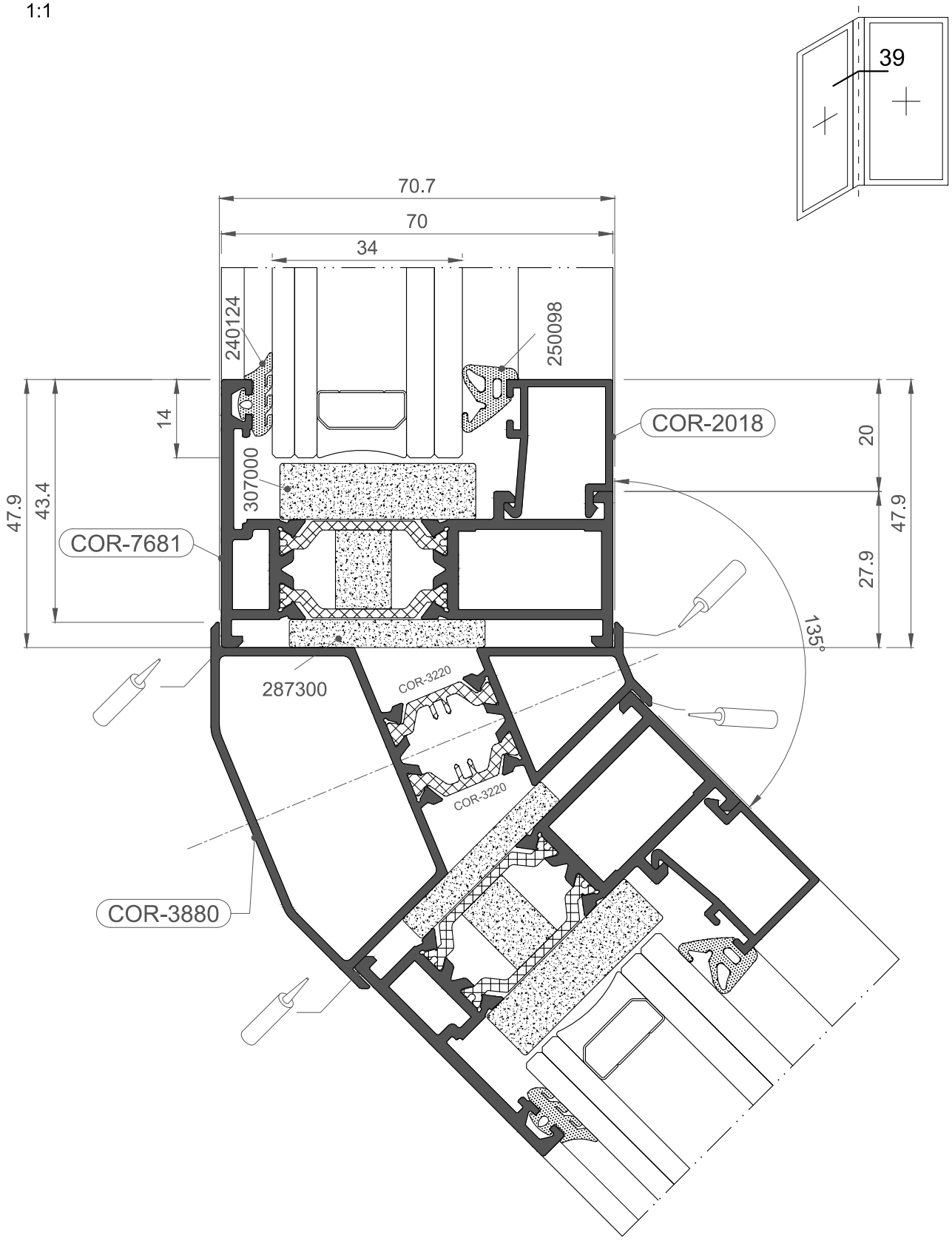
39
70.7
70
34
240124
250098
14
307000
47.9
43.4
COR-7681
COR-2018
20
47.9
27.9
135°
287300
COR-3220
COR-3220
COR-3880

PUERTA MILLENNIUM PLUS
MILLENNIUM PLUS DOOR

5. MILLENNIUM PLUS 70
5.2 ACRISTALAMIENTO / GLAZING

IMPORTANTE

ALUMINIOS CORTIZO S.A.U. se reserva el derecho de modificar o eliminar cualquiera de sus perfiles, accesorios o juntas del sistema sin previo aviso.

ALUMINIOS CORTIZO S.A.U. no se hace responsable de las posibles erratas tipográficas de este catálogo y recomienda encarecidamente al cliente que, antes de la formalización de cualquier pedido, verifique que las referencias aparecidas en el mismo son las correctas.

IMPORTANT

ALUMINIOS CORTIZO S.A.U. reserves the right to modify or remove any of its system profiles, accessories or gaskets without prior notification.

ALUMINIOS CORTIZO S.A.U. will not be responsible for any possible typographical errors in this catalogue and strongly recommends to the client that, before formalising any order, to check that the references that appear in this catalogue are correct.

TABLA DE ACRISTALAMIENTO
GLAZING TABLES

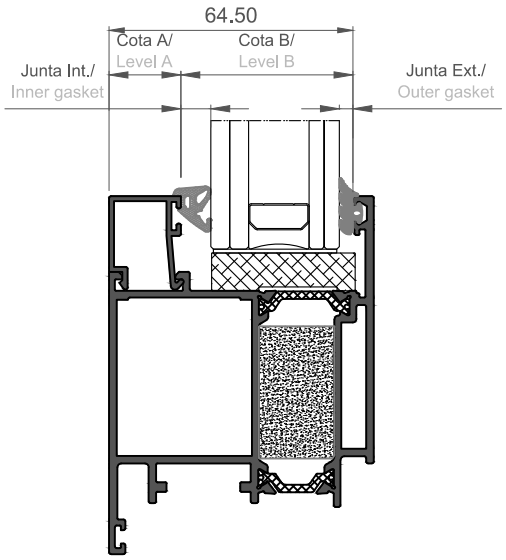

INTERIORES/INTERIORS		
Referencia/ Reference	Espesor (mm) Thickness (mm)	Dibujo/ Design
240135	4	
242701	5	
240136	6	
250097	7	
250098	8	
250092	9	

EXTERIORES/EXTERIORS		
Referencia/ Reference	Espesor (mm) Thickness (mm)	Dibujo/ Design
240124	3.60	

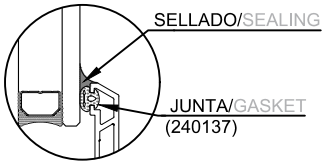

Notas:
- Existen 2 juntas exteriores adicionales, con referencias 240125 y 240126, de 4.60 y 8.60 mm de espesor respectivamente.
- Existe junta para sellado exterior (Ref. 240137). Acristalamiento equivalente a junta exterior Ref. 240124.

Notes:
- There are 2 additional outer gaskets, with reference numbers 240125 and 240126, of 4.60 and 8.60 mm of thickness each.
- There is a gasket for outer sealing (Ref. 240137). Glazing equal to outer gasket Ref. 240124.

ACRISTALAMIENTO EN PERFILES/ PROFILE GLAZING

COR-7620, 7621, 7635, 7637, 7670, 7681, 7685, 7686, 7687, 7690

Junquillo recto/ Straight glazing bead	Cota A/ Level A	Cota B/ Level B	Vidrio/ Glass	Junta Interior/ Inner Gasket	Junta Exterior/ Outer Gasket
2023	2,50	62,00	**54**	4,00	3,60
			53	5,00	
			52	6,00	
			51	7,00	
			50	8,00	
			49	9,00	
2093	8,00	56,50	**49**	4,00	3,60
			48	5,00	
			47	6,00	
			46	7,00	
			45	8,00	
			44	9,00	
2019	12,00	52,50	**45**	4,00	3,60
			44	5,00	
			43	6,00	
			42	7,00	
			41	8,00	
			40	9,00	
2065	16,50	48,00	**40**	4,00	3,60
			39	5,00	
			38	6,00	
			37	7,00	
			36	8,00	
			35	9,00	
2018	19,00	45,50	**38**	4,00	3,60
			37	5,00	
			36	6,00	
			35	7,00	
			34	8,00	
			33	9,00	

Junquillo recto/ Straight glazing bead	Cota A/ Level A	Cota B/ Level B	Vidrio/ Glass	Junta Interior/ Inner Gasket	Junta Exterior/ Outer Gasket
2117	22,00	42,50	**35**	4,00	3,60
			34	5,00	
			33	6,00	
			32	7,00	
			31	8,00	
			30	9,00	
2015	26,00	38,50	**31**	4,00	3,60
			30	5,00	
			29	6,00	
			28	7,00	
			27	8,00	
			26	9,00	
2017	33,00	31,50	**24**	4,00	3,60
			23	5,00	
			22	6,00	
			21	7,00	
			20	8,00	
			19	9,00	
2016	38,00	26,50	**19**	4,00	3,60
			18	5,00	
			17	6,00	
			16	7,00	
			15	8,00	
			14	9,00	

HUECOS LIBRES - JUNQUILLOS RECTOS
EMPTY SLOTS - STRAIGHT GLAZING BEADS

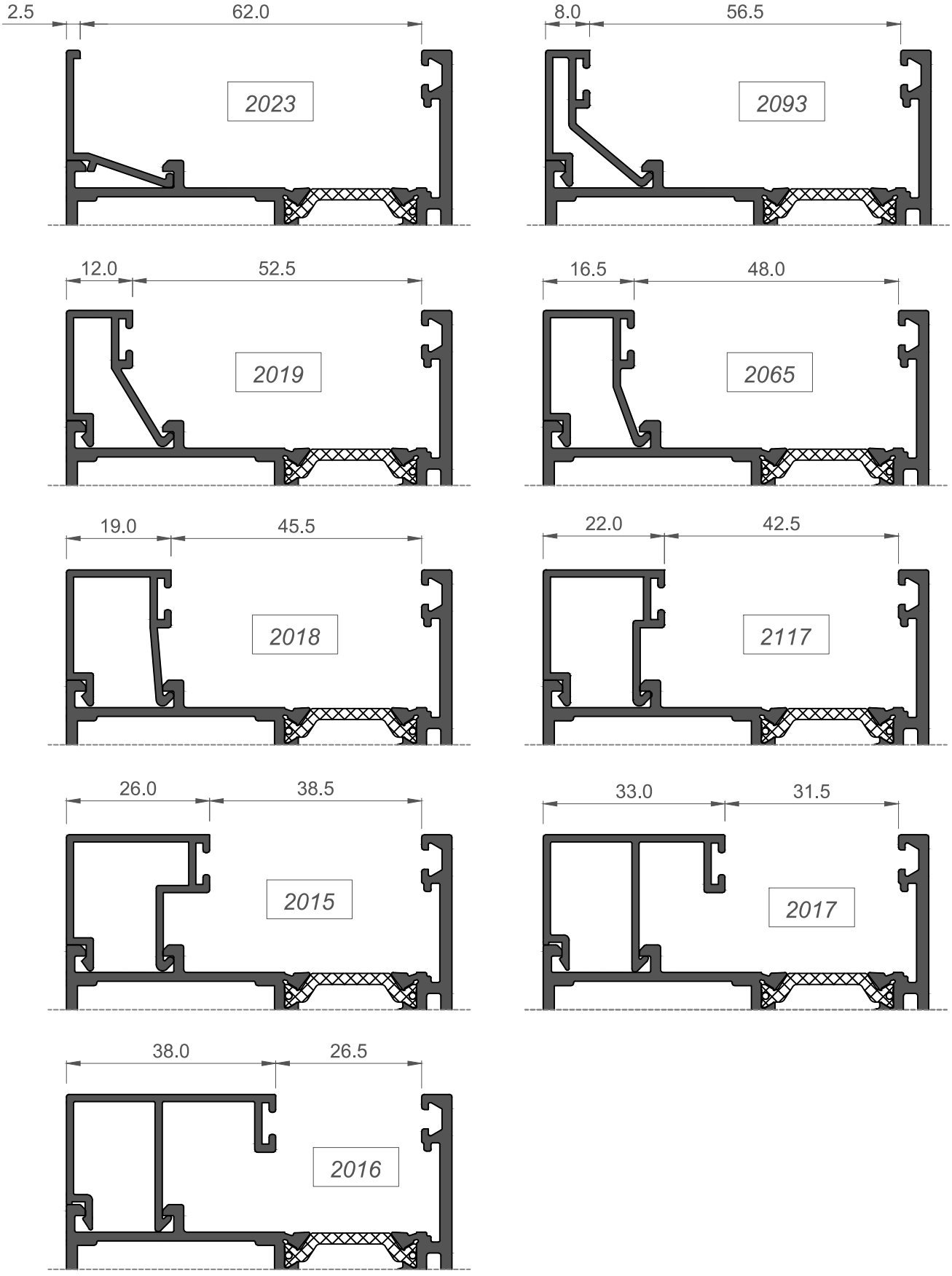

RECOMENDACIONES DE ACRISTALAMIENTO
GLAZING RECOMMENDATIONS

En primer lugar se ha de colocar la junta exterior sobre la hoja, luego se ha de calzar correctamente el vidrio, para transmitir convenientemente su carga a la perfilería y herraje. Una vez calzado y asentado el vidrio se ajunquillará para evitar su salida hacia el exterior/interior mediante junquillo clip perimetralmente. En la cara interior se colocará la junta adecuada para ofrecer una correcta presión y sujeción del acristalamiento. Finalmente se aplicará un sellado de silicona sobre la junta exterior. En caso de utilizar la junta exterior 240124, no sería necesario este sellado.

In first place the outer gasket must be placed on the sash, then the glass must be wedged correctly, to conveniently transmit its load to the profiles and the hardware. Once the glass is wedged and settled it must be fixed to avoid any projection to the exterior with a perimeter clip glazing bead. In the inner side an adequate gasket must be fitted to offer a correct pressure and fastening for the glass. Finally, a silicone sealing must be applied on the outer gasket. In case of using the outer gasket 240124, this sealing would not be necessary.

* LA JUNTA DE ACRISTALAMIENTO EXTERIOR (240137) IRÁ ACOMPAÑADA DE UN CORDÓN DE SILICONA QUE ESTABLECERÁ EL SELLADO EXTERIOR DEL CRISTAL.

* THE OUTER GLAZING GASKET (240137) MUST HAVE A SILICONE CORD THAT SHALL ESTABLISH THE OUTER SEALING OF THE GLASS.

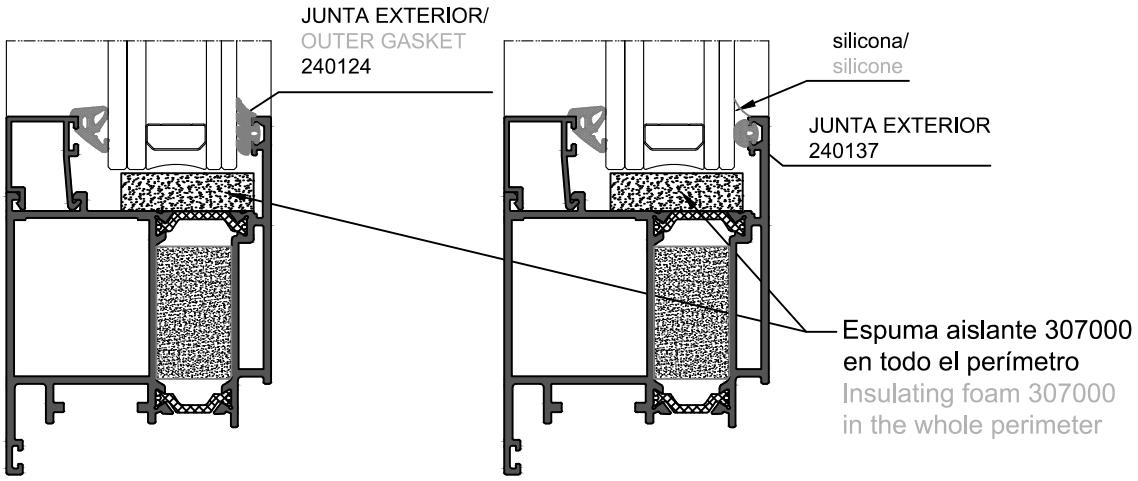

POSICIONAMIENTO RECOMENDABLE DE LOS CALZOS, SEGÚN SU APLICACIÓN
ADVISABLE LAYOUT FOR THE WEDGES, IN ACCORDANCE TO ITS USE

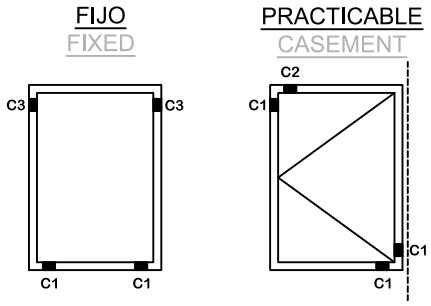

Nota/Note:
Interrumpir la espuma 307000 en la zona de colocación del calzo
Interrupt foam 307000 in the collocation area of the wedge

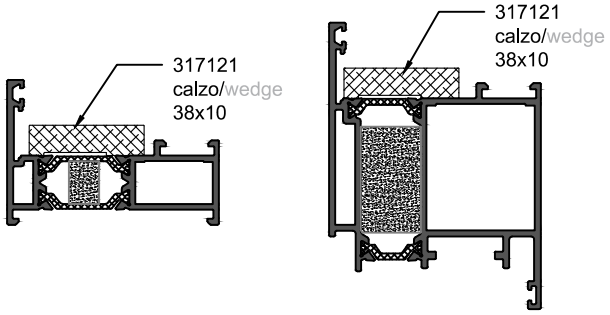

Nomenclatura de los Calzos:
C1 = CALZO DE APOYO.
C2 = CALZO PERIMETRAL.
C3 = CALZO DE SEGURIDAD.

Name of the wedges:
C1 = SUPPORT WEDGE.
C2 = PERIMETER WEDGE.
C3 = SECURITY WEDGE.

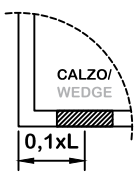

Notas:
- Los calzos deben colocarse necesariamente como preven los croquis arriba indicados, sin añadir otros calzos en otras situaciones.
- La distancia entre el eje de los calzos y el borde del vidrio, será aprox. L/10 (L = longitud de vidrio).

Notes:
- The wedges must be placed as shown in the sketch above, without adding any wedges in other locations.
- The distance between the axis of the wedges and the edge of the glass, will be approx. L/10 (L = length of the glass).

TABLA DE ACRISTALAMIENTO - PUERTA PANELADA
GLAZING TABLES - PANEL DOOR

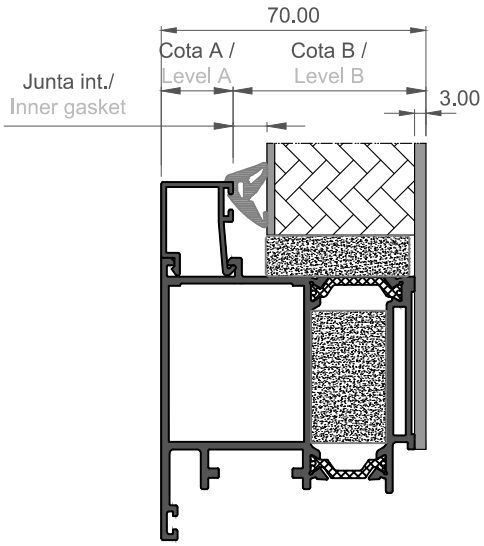

INTERIORES/INTERIORS		
Referencia/ Reference	Espesor (mm) Thickness (mm)	Dibujo/ Design
240135	4	
242701	5	
240136	6	
250097	7	
250098	8	
250092	9	

ACRISTALAMIENTO EN PERFILES/ PROFILE GLAZING COR-7610, 7612

Junquillo recto/ Straight glazing bead	Cota A/ Level A	Cota B/ Level B	Espesor Panel/ Panel Thickness	Junta Interior/ Inner Gasket
2023	2,50	67,50	**64**	4,00
			63	5,00
			62	6,00
			61	7,00
			60	8,00
			59	9,00
2093	8,00	62,00	**58**	4,00
			57	5,00
			56	6,00
			55	7,00
			54	8,00
			53	9,00
2019	12,00	58,00	**54**	4,00
			53	5,00
			52	6,00
			51	7,00
			50	8,00
			49	9,00
2065	16,50	53,50	**50**	4,00
			49	5,00
			48	6,00
			47	7,00
			46	8,00
			45	9,00
2018	19,00	51,00	**47**	4,00
			46	5,00
			45	6,00
			44	7,00
			43	8,00
			42	9,00

Junquillo recto/ Straight glazing bead	Cota A/ Level A	Cota B/ Level B	Espesor Panel/ Panel Thickness	Junta Interior/ Inner Gasket
2117	22,00	48,00	**44**	4,00
			43	5,00
			42	6,00
			41	7,00
			40	8,00
			39	9,00
2015	26,00	44,00	**40**	4,00
			39	5,00
			38	6,00
			37	7,00
			36	8,00
			35	9,00
2017	33,00	37,00	**33**	4,00
			32	5,00
			31	6,00
			30	7,00
			29	8,00
			28	9,00
2016	38,00	32,00	**28**	4,00
			27	5,00
			26	6,00
			25	7,00
			24	8,00
			23	9,00

PUERTA MILLENNIUM PLUS
MILLENNIUM PLUS DOOR

5. MILLENNIUM PLUS 70
5.3 SECCIONES DE DESPIECE / CUTTING PIECE SECTIONS

IMPORTANTE

ALUMINIOS CORTIZO S.A.U. se reserva el derecho de modificar o eliminar cualquiera de sus perfiles, accesorios o juntas del sistema sin previo aviso.

ALUMINIOS CORTIZO S.A.U. no se hace responsable de las posibles erratas tipográficas de este catálogo y recomienda encarecidamente al cliente que, antes de la formalización de cualquier pedido, verifique que las referencias aparecidas en el mismo son las correctas.

IMPORTANT

ALUMINIOS CORTIZO S.A.U. reserves the right to modify or remove any of its system profiles, accessories or gaskets without prior notification.

ALUMINIOS CORTIZO S.A.U. will not be responsible for any possible typographical errors in this catalogue and strongly recommends to the client that, before formalising any order, to check that the references that appear in this catalogue are correct.

PUERTA MILLENNIUM PLUS
Secciones de despiece - MP70

MILLENNIUM PLUS DOOR
Cutting piece sections - MP70

Puerta 1 hoja practicable - MP 70 / 1 sash hinged door - MP 70

1:4

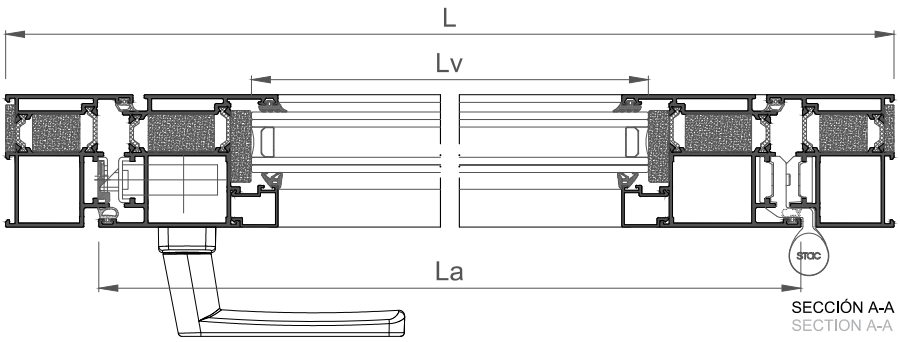

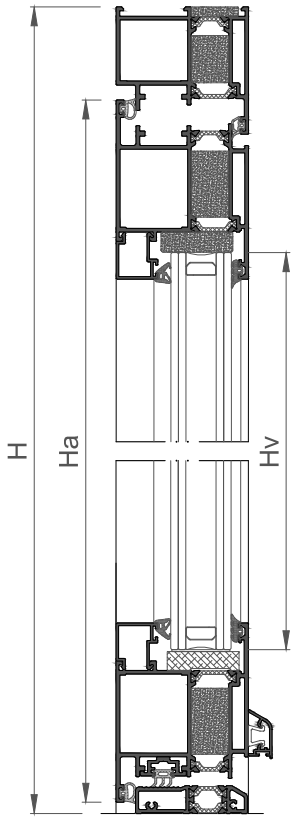

SECCIÓN B-B
SECTION B-B

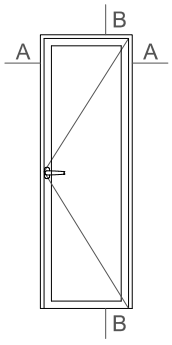

				mm
COR-7680*			x 1	L
			x 2	H
COR-7685*			x 2	La=L-98.6
			x 2	Ha=H-55.3
COR-7660			x 1	L-134.4 (1)
			x 1	L-82.6 (2)
COR-7662			x 1	L - 146.6
COR-2117			x 2	L - 248
			x 2	H - 244.7
COR-2304			x 1	L - 154.4

*Posibilidad de marco y hoja sin espuma aislante, Cor-7630 y Cor-7620 respectivamente/Possibility of frame and sash without insulating foam, Cor-7630 and Cor-7620 respectively.
(1) Con tapas laterales/With lateral end plates (307660)
(2) Retestado con juego de fresas/Cross-cutting with miller set (307695)

	307630	x 2
	347635	x 2
	307620	x 4
	347635	x 4
	287310	x 4

	308302	x 1
	387622	x 3
	301052	x 1
	303656	x 1
	321811	x 2
	301060	x 1
	301265	x 2

	307600	L
	307610	2L + 2H
	307623	L + 2H
	307000	2L + 2H
	320025	L + 2H

	240124	2Lv + 2Hv
	250097	2Lv + 2Hv

	262305	L/200 + 1

	130 kg	La < 1500	
		Ha < 2600	

	e=32mm	x 1	Lv = L-260
			Hv = H-216.7

	317121	x 4
	307660	x 1
	262304	x 1

PUERTA MILLENNIUM PLUS
Secciones de despiece - MP70

MILLENNIUM PLUS DOOR
Cutting piece sections - MP70

Puerta 1 hoja practicable - MP 70 / 1 sash hinged door - MP 70

1:4

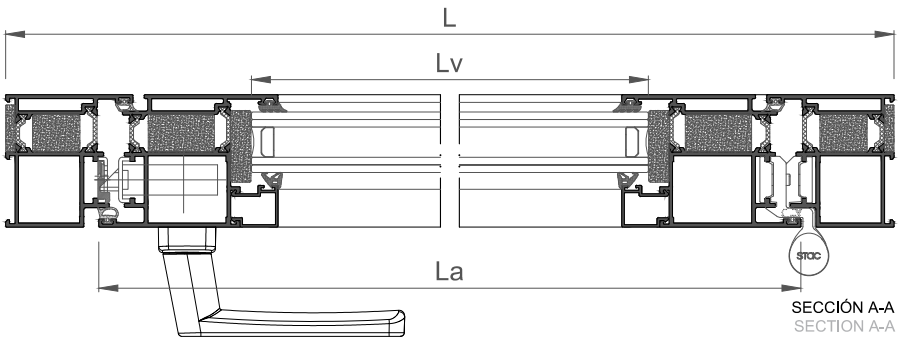

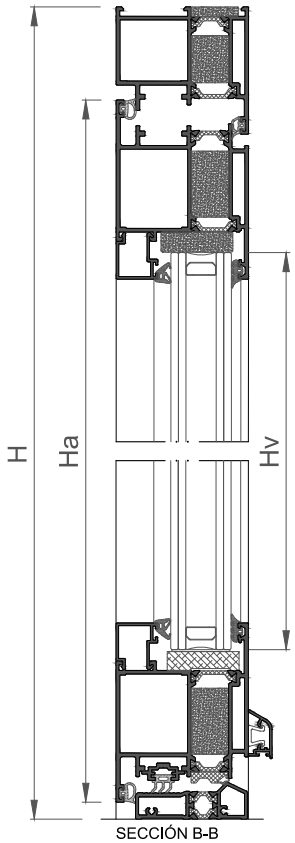

SECCIÓN B-B
SECTION B-B

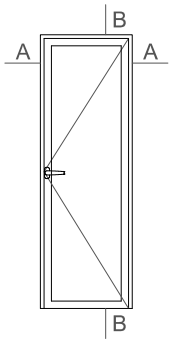

				mm
COR-7680*			x 1	L
			x 2	H
COR-7685*			x 2	La=L-98.6
			x 2	Ha=H-58.3
COR-7664			x 1	L-82.6 (1)
COR-2849			x 1	L - 146.6
COR-2117			x 2	L - 248
			x 2	H - 247.7
COR-2304			x 1	L - 154.4

*Posibilidad de marco y hoja sin espuma aislante, Cor-7630 y Cor-7620 respectivamente/Possibility of frame and sash without insulating foam, Cor-7630 and Cor-7620 respectively.

(1) Retestado con juego de fresas/Cross-cutting with miller set (307695)

	307630	x 2
	347635	x 2
	307620	x 4
	347635	x 4
	287310	x 4

	308302	x 1
	387622	x 3
	301052	x 1
	303656	x 1
	321811	x 2
	301060	x 1
	301265	x 2

	307600	L
	307610	2L + 2H
	307623	L + 2H
	307000	2L + 2H
	320025	L + 2H
	307624	L - 123.6

	317121	x 4
	262304	x 1

	240124	2Lv + 2Hv
	250097	2Lv + 2Hv

	262305	L/200 + 1

	130 kg	La < 1500
		Ha < 2600

	e=32mm	x 1	Lv = L-260
			Hv = H-219.7

PUERTA MILLENNIUM PLUS
Secciones de despiece - MP70

MILLENNIUM PLUS DOOR
Cutting piece sections - MP70

Puerta 1 hoja practicable sin umbral - MP 70 / 1 sash hinged door without threshold- MP 70

1:4

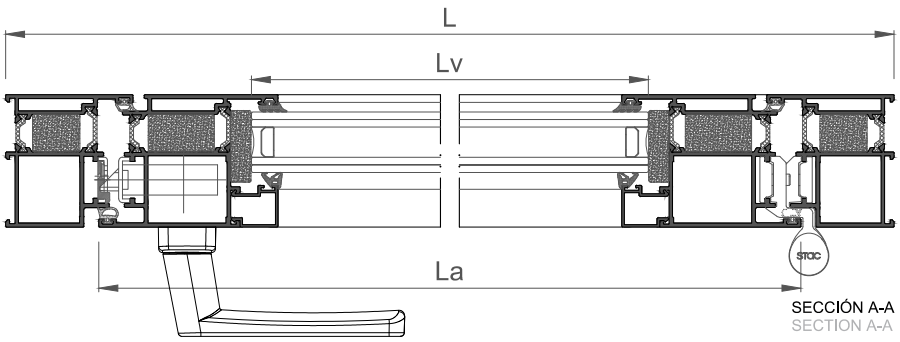

SECCIÓN A-A
SECTION A-A

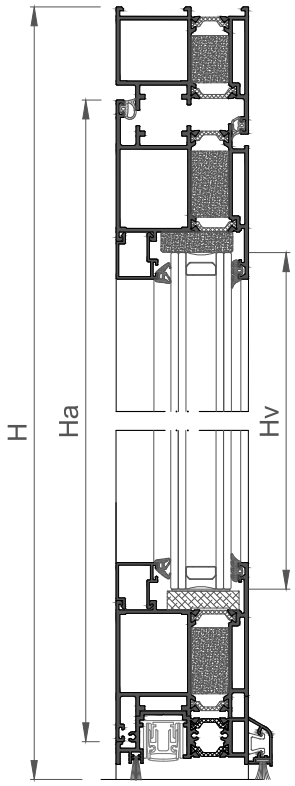

SECCIÓN B-B
SECTION B-B

			mm
COR-7680*		x 1	L
		x 2	H
COR-7685*		x 2	La=L-98.6
		x 2	Ha=H-69.3
COR-7647		x 1	L - 100.6
COR-2117		x 2	L - 248
		x 2	H - 258.7
COR-2304		x 1	L - 154.4

*Posibilidad de marco y hoja sin espuma aislante, Cor-7630 y Cor-7620 respectivamente/Possibility of frame and sash without insulating foam, Cor-7630 and Cor-7620 respectively.

	307630	x 2
	347635	x 2
	307620	x 4
	347635	x 4
	287310	x 4

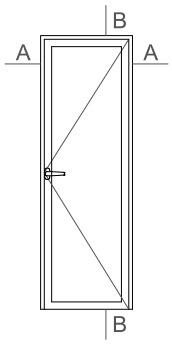

	307610	L + 2H
	307623	L + 2H
	353771	L
	307000	2L + 2H
	240124	2Lv + 2Hv
	250097	2Lv + 2Hv
	262305	L/200 + 1

	308302	x 1
	387622	x 3
	301052	x 1
	303656	x 1
	321811	x 2
	301060	x 1
	301265	x 2
	317121	x 4
	262304	x 1
	397647	x 1
	397648	x 1
	397649	x 4

130 kg	La < 1500	
	Ha < 2600	

e=32mm	x 1	Lv = L-260	
		Hv = H-230.7	

PUERTA MILLENNIUM PLUS
Secciones de despiece - MP70

MILLENNIUM PLUS DOOR
Cutting piece sections - MP70

Puerta 1 hoja practicable fijo lateral - MP 70 / 1 sash hinged door lateral fixed - MP 70

1:4

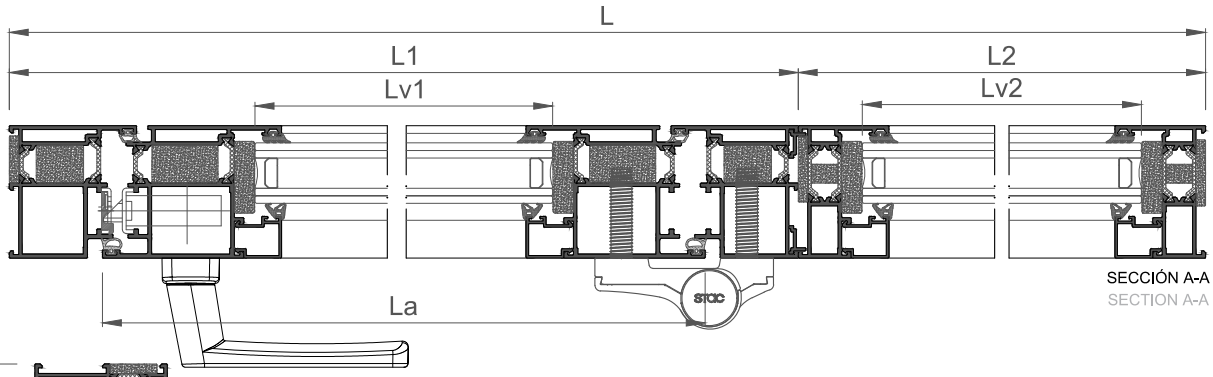

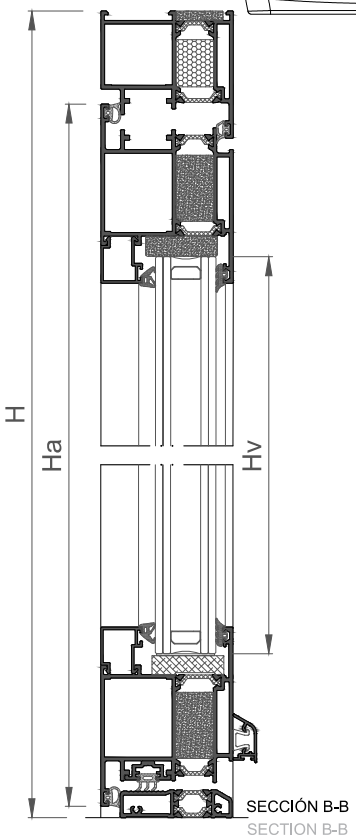

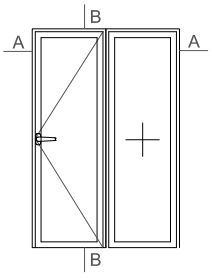

			mm	
COR-7680*		x 1	L1	
		x 2	H	
COR-7685*		x 2	La=L1-98.6	
		x 2	Ha=H-55.3	
COR-7681*		x 2	L2	
		x 2	H	
COR-7660		x 1	L1-134.4 (1)	
		x 1	L1-82.6 (2)	
COR-7662		x 1	L1 - 146.6	
COR-2117 (apertura)		x 2	L1 - 248	
		x 2	H - 244.7	
COR-2117 (fijo)		x 2	L2 - 55.8	
		x 2	H - 95.8	
COR-2304		x 1	L1 - 154.4	
COR-7251		x 2	H	

*Posibilidad de marco y hoja sin espuma aislante, Cor-7630 y Cor-7620 respectivamente/Possibility of frame and sash without insulating foam, Cor-7630 and Cor-7620 respectively.
(1) Con tapas laterales/With lateral end plates (307660)
(2) Retestado con juego de fresas/Cross-cutting with miller set (307695)

307630	x 2	
347635	x 2	
307620	x 4	
347635	x 4	
287310	x 4	
920380	x 4	
287310	x 4	

308302	x 1	
320422	x 3	
320560	x 12	
301052	x 1	
303656	x 1	
321811	x 2	
301060	x 1	
301265	x 2	

317121	x 8	
307660	x 1	
262304	x 1	

307600	L1	
307610	2L+ 2H	
307623	L + 2H	
307000	2L + 4H	
287300	2H + 2L2	
320025	L1 + H	

240124	2Lv+ 4Hv	
250097	2L + 4H	

262305	L/200 + 1	

160 kg	La < 1700	
	Ha < 3000	

e=32mm	Apertura/ Opening	H-216.7	L1-260	
	Fijo/ Fixed	H-67.8	L2-67.8	

PUERTA MILLENNIUM PLUS
Secciones de despiece - MP70

MILLENNIUM PLUS DOOR
Cutting piece sections - MP70

Puerta 1 hoja practicable fijo superior - MP 70 / 1 sash hinged door top fixed - MP 70

1:4

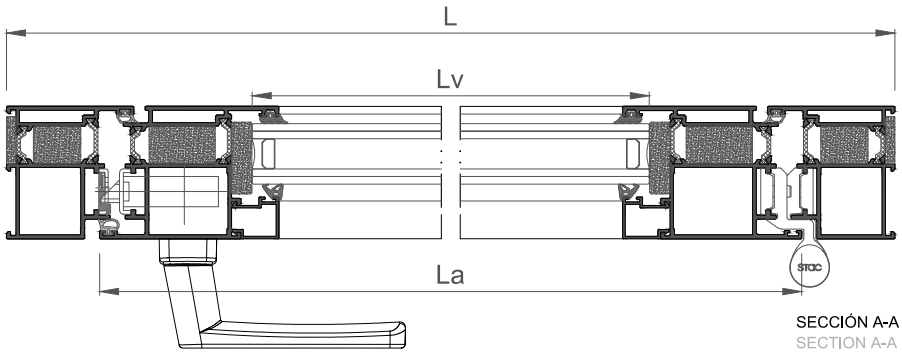

SECCIÓN A-A
SECTION A-A

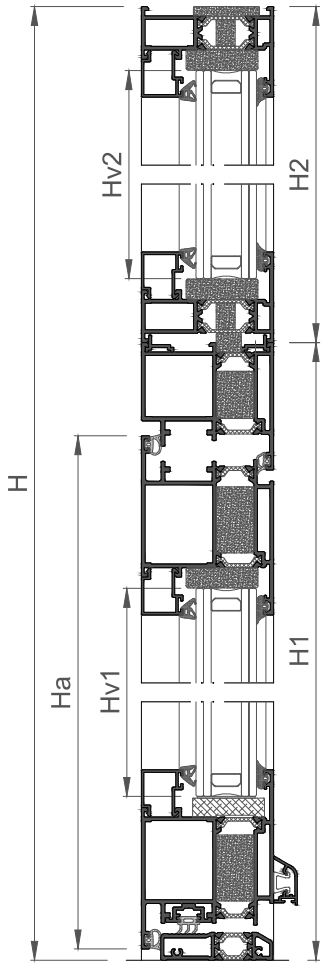

SECCIÓN B-B
SECTION B-B

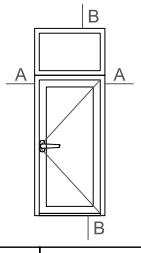

COR-7680*			x 1	L
			x 2	H1
COR-7685*			x 2	La=L-98.6
			x 2	Ha=H1-55.3
COR-7681*			x 2	L
			x 2	H2
COR-7660			x 1	L-134.4 (1)
			x 1	L-82.6 (2)
COR-7662			x 1	L - 146.6
COR-2117 (apertura)			x 2	L - 248
			x 2	H1 - 244.7
COR-2117 (fijo)			x 2	L - 55.8
			x 2	H2 - 95.8
COR-2304			x 1	L - 154.4
COR-7251			x 2	L

*Posibilidad de marco y hoja sin espuma aislante, Cor-7630 y Cor-7620 respectivamente/Possibility of frame and sash without insulating foam, Cor-7630 and Cor-7620 respectively.
(1) Con tapas laterales/With lateral end plates (307660)
(2) Retestado con juego de fresas/Cross-cutting with miller set (307695)

	307630	x 2
	347635	x 2
	307620	x 4
	347635	x 4
	287310	x 4
	920380	x 4
	287310	x 4

	308302	x 1
	387622	x 3
	301052	x 1
	303656	x 1
	321811	x 2
	301060	x 1
	301265	x 2

	317121	x 8
	307660	x 1
	262304	x 1

	307600	L
	307610	2L + 2H
	307623	L + 2H
	307000	4L + 2H
	287300	L + 2H2
	320025	2H1
	240124	4Lv + 2Hv
	250097	4Lv + 2Hv

	262305	L/200 + 1

	130 kg	La < 1500		
		Ha < 2600		

	e=32mm	Apertura/ Opening	H1-216.7	L-260
		Fijo/ Fixed	H2-67.8	L-67.8

PUERTA MILLENNIUM PLUS
Secciones de despiece - MP70

MILLENNIUM PLUS DOOR
Cutting piece sections - MP70

Puerta 2 hojas practicable apertura interior - MP 70 / 2 sash hinged door inwards opening - MP 70

1:4

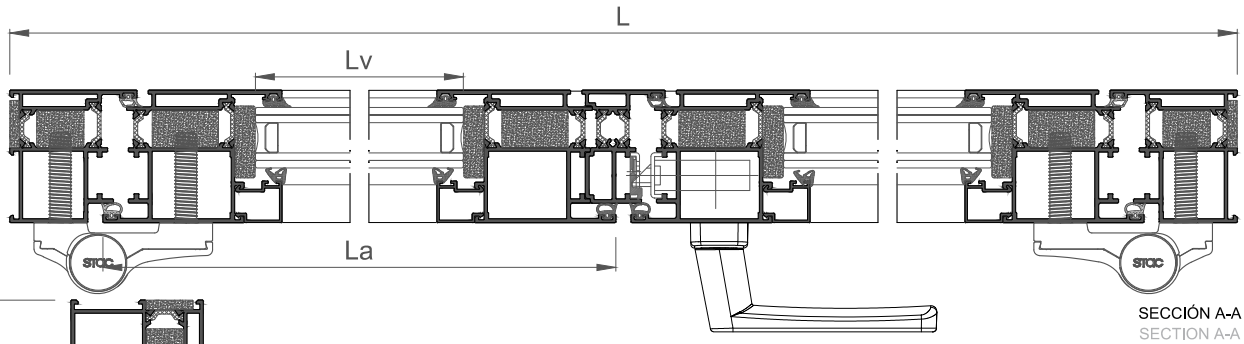

SECCIÓN A-A
SECTION A-A

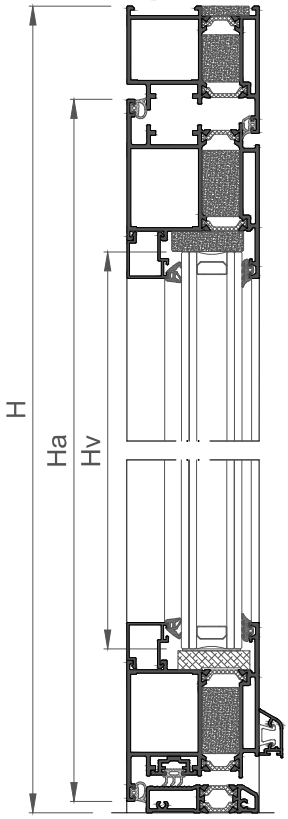

SECCIÓN B-B
SECTION B-B

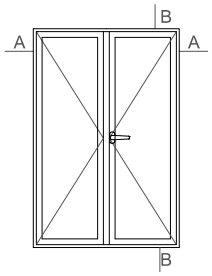

				mm
COR-7680*			x 1	L
			x 2	H
COR-7685*			x 4	La=L/2-53.3
			x 4	Ha=H-55.3
COR-7640			x 1	H - 111.1
COR-7660			x 1	L-134.4 (1)
			x 1	L-82.6 (2)
COR-7662			x 1	L/2 - 101.3 (activa/active)
			x 1	L/2 - 77.3 (pasiva/passive)
COR-2117			x 4	L/2 - 202.7
			x 4	H - 244.7
COR-2304			x 1	L/2 - 109 (activa/active)
			x 1	L/2 - 60 (pasiva/passive)

*Posibilidad de marco y hoja sin espuma aislante, Cor-7630 y Cor-7620 respectivamente/Possibility of frame and sash without insulating foam, Cor-7630 and Cor-7620 respectively.
(1) Con tapas laterales/With lateral end plates (307660)
(2) Retestado con juego de fresas/Cross-cutting with miller set (307695)

	307630	x 2
	347635	x 2
	307620	x8
	347635	x 8
	287310	x 8

	308302	x 1
	320422	x 6
	320560	x 24
	301052	x 1
	303656	x 1
	321811	x 2
	301060	x 1
	301265	x 2
	301007	x 1
	301006	x 1
	301005	x 1
	240287	x 1

	307600	L
	307610	2L + 4H
	307623	L + 3H
	307000	2L + 4H
	320025	L + 2H

	317121	x 8
	307660	x 1
	262304	x 2
	307640	x 1

	160 kg	La < 1700	
		Ha < 3000	

	e=32mm	x 2	Lv=L/2-214.7
			Hv=H-216.7

	240124	4Lv + 4Hv
	250097	4Lv + 4Hv

	262305	L/200 + 1

PUERTA MILLENNIUM PLUS
Secciones de despiece - MP70

MILLENNIUM PLUS DOOR
Cutting piece sections - MP70

Puerta 2 hojas practicable apertura interior - MP 70 / 2 sash hinged door inwards opening - MP 70

1:4

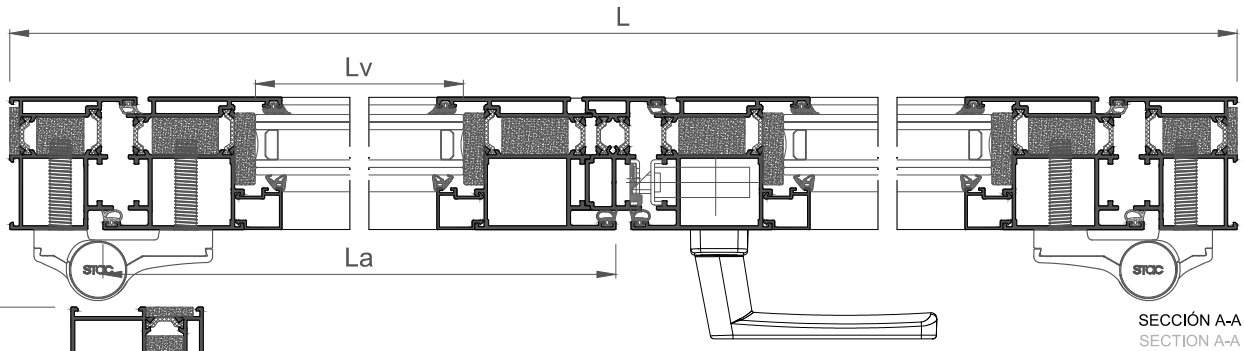

SECCIÓN A-A
SECTION A-A

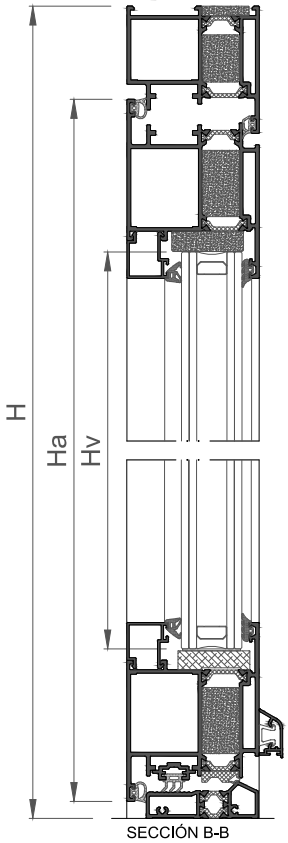

SECCIÓN B-B
SECTION B-B

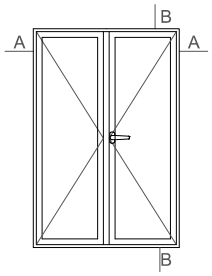

				mm
COR-7680*			x 1	L
			x 2	H
COR-7685*			x 4	La=L/2-53.3
			x 4	Ha=H-58.3
COR-7640			x 1	H - 114.1
COR-7664			x 1	L-82.6 (1)
COR-2849			x 1	L/2 - 101.3 (activa/active)
			x 1	L/2 - 77.3 (pasiva/passive)
COR-2117			x 4	L/2 - 202.7
			x 4	H - 247.7
COR-2304			x 1	L/2 - 109 (activa/active)
			x 1	L/2 - 60 (pasiva/passive)

*Posibilidad de marco y hoja sin espuma aislante, Cor-7630 y Cor-7620 respectivamente/Possibility of frame and sash without insulating foam, Cor-7630 and Cor-7620 respectively.
(1) Retestado con juego de fresas/Cross-cutting with miller set (307695)

	307630	x 2
	347635	x 2
	307620	x8
	347635	x 8
	287310	x 8

	308302	x 1
	320422	x 6
	320560	x 24
	301052	x 1
	303656	x 1
	321811	x 2
	301060	x 1
	301265	x 2
	301007	x 1
	301006	x 1
	301005	x 1
	240287	x 1

	307600	L
	307610	2L + 4H
	307623	L + 3H
	307000	2L + 4H
	320025	L + 2H
	307624	L/2 - 78.3 (activa/active)
		L/2 - 49 (pasiva/passive)

	317121	x 8
	262304	x 2
	307640	x 1

	160 kg	La < 1700
		Ha < 3000

	e=32mm	x 2	Lv=L/2-214.7
			Hv=H-219.7

	240124	4Lv + 4Hv
	250097	4Lv + 4Hv

	262305	L/200 + 1

PUERTA MILLENNIUM PLUS
Secciones de despiece - MP70

MILLENNIUM PLUS DOOR
Cutting piece sections - MP70

Puerta 2 hojas practicable con fijos superiores y laterales - MP 70 / 2 sash hinged door with lateral and top fixed - MP 70

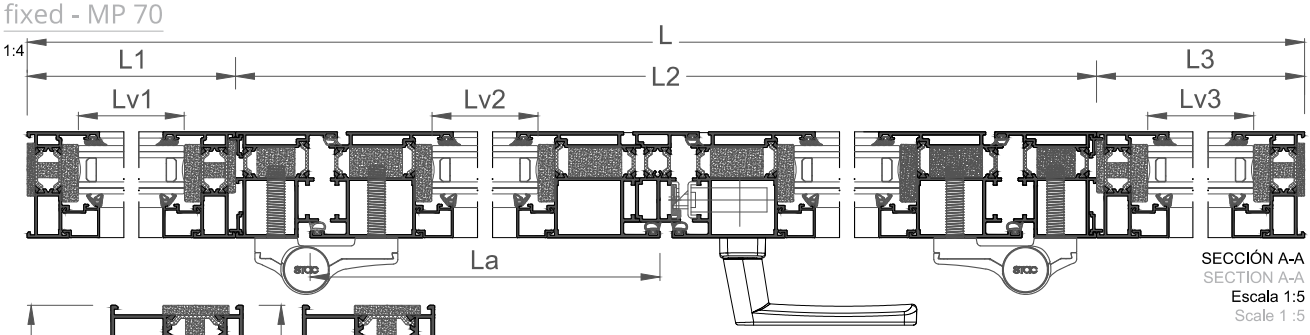

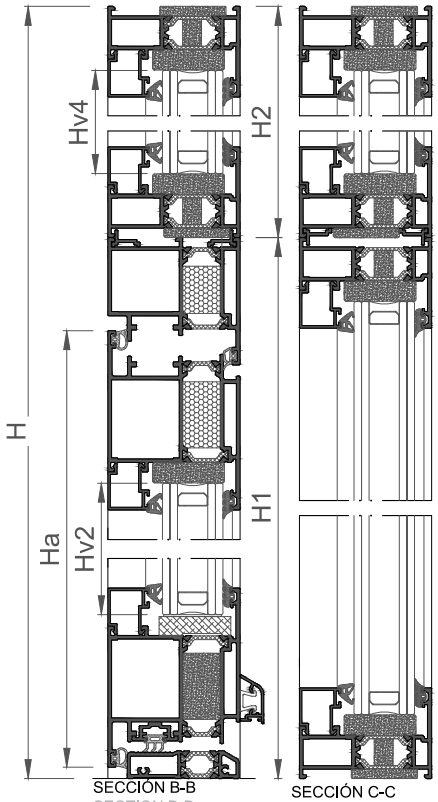

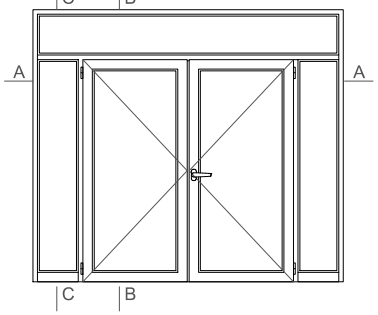

			mm	
COR-7680*		x 1	L2	
		x 2	H1	
COR-7685*		x 4	La=L2/2-53.3	
		x 4	Ha=H1-55.3	
COR-7681*		x 2	L	
		x 2	L1	
		x 2	L3	
		x 4	H1	
		x 2	H2	
COR-7640		x 1	H1 - 111.1	
COR-7660		x 1	L2-134.4(1)	
		x 1	L2-82.6 (2)	
COR-7662		x 1	L2/2 - 101.3 (activa/active)	
		x 1	L2/2 - 77.3 (pasiva/passive)	
COR-2117 (apertura/opening)		x 4	L2/2 - 202.7	
		x 4	H1 - 244.7	
COR-2117 (fijo/fixed)		x 2	L - 55.8	
		x 2	H2 - 95.8	
		x 2	L1 - 55.8	
		x 2	L3 - 55.8	
		x 4	H1 - 95.8	
COR-2304		x 1	L2/2 - 109 (activa/active)	
		x 1	L2/2 - 60 (pasiva/passive)	
COR-7251		x 2	L	
		x 4	H1	

	307630	x 2
	347635	x 2
	307620	x8
	347635	x 8
	287310	x 8
	920380	x 12
	287310	x 12

	308302	x 1
	320422	x 6
	320560	x 24
	301052	x 1
	303656	x 1
	321811	x 2
	301060	x 1
	301265	x 2
	301007	x 1
	301006	x 1
	301005	x 1
	240287	x 1

	317121	x 20
	307660	x 1
	262304	x 2
	307640	x 1

	307600	L2
	307610	2L2 + 4H1
	307623	L2 + 3H1
	307000	4L + 8H
	287300	3L + 4H

	160 kg	La < 1700
		Ha < 3000

	e=32mm	x 2	Apertura/ Opening	Hv2=H1-216.7	Lv2=L2/2-214.7
		x 1	Fijo lateral/ Lateral fixed	Hv1=H1-67.8	Lv1=L1-67.8
		x 1		Hv3=H1-67.8	Lv3=L3-67.8
		x 1	Fijo superior/ Top fixed	Hv4=H2-67.8	Lv4=L-67.8

	240124	4L + 8H
	250097	4L + 8H
	262305	L2/200 + 1

*Posibilidad de marco y hoja sin espuma aislante, Cor-7630 y Cor-7620 respectivamente/Possibility of frame and sash without insulating foam, Cor-7630 and Cor-7620 respectively.
(1) Con tapas laterales/With lateral end plates (307660)
(2) Retestado con juego de fresas/Cross-cutting with miller set (307695)

PUERTA MILLENNIUM PLUS
Secciones de despiece - MP70

MILLENNIUM PLUS DOOR
Cutting piece sections - MP70

Puerta 1 hojas practicable apertura exterior - MP 70 / 1 sash hinged door outwards opening - MP 70

1:4

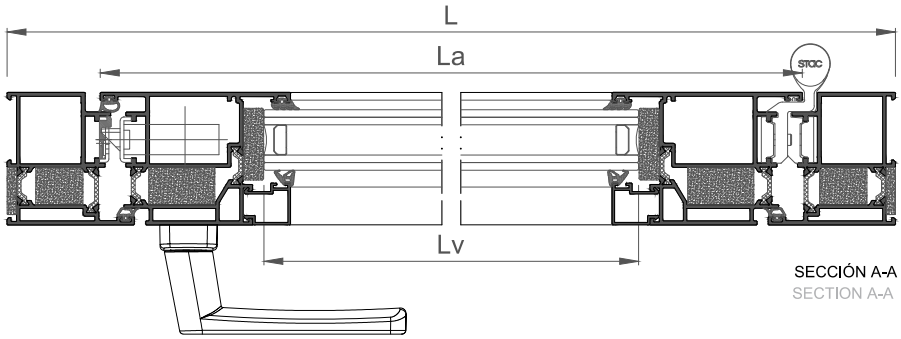

SECCIÓN A-A
SECTION A-A

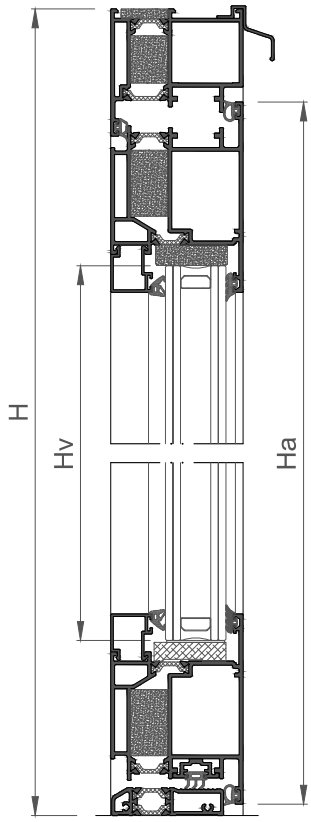

SECCIÓN B-B
SECTION B-B

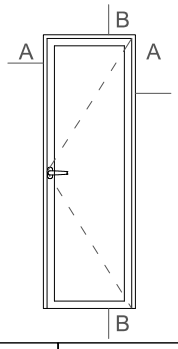

COR-7680*			x 1	L
			x 2	H
COR-7686*			x 2	La=L-98.6
			x 2	Ha=H-55.3
COR-7660			x 1	L-134.4 (1)
			x 1	L-82.6 (2)
COR-7662			x 1	L - 146.6
COR-2117			x 2	L - 259.8
			x 2	H - 256.5
COR-7010			x 1	L

*Posibilidad de marco y hoja sin espuma aislante, Cor-7630 y Cor-7621 respectivamente/Possibility of frame and sash without insulating foam, Cor-7630 and Cor-7620 respectively.
(1) Con tapas laterales/With lateral end plates (307660)
(2) Retestado con juego de fresas/Cross-cutting with miller set (307695)

	307630	x 2
	347635	x 2
	307620	x 4
	347635	x 4
	287310	x 4

	318302	x 1
	387622	x 3
	301052	x 1
	303656	x 1
	321811	x 2
	301061	x 1
	301265	x 2

	307600	L
	307610	2L + 2H
	307623	L + 2H
	307000	2L + 2H
	320025	L + 2H

	317121	x 4
	307660	x 1

	130 kg	La < 1500	
		Ha < 2600	

	e=32mm	x 1	Lv = L-271.8
			Hv = H-228.5

	240124	2Lv + 2Hv
	250097	2Lv + 2Hv

PUERTA MILLENNIUM PLUS
Secciones de despiece - MP70

MILLENNIUM PLUS DOOR
Cutting piece sections - MP70

Puerta 1 hoja practicable apertura exterior con fijo lateral - MP 70 / 1 sash hinged door outwards opening with lateral fixed - MP 70

1:4

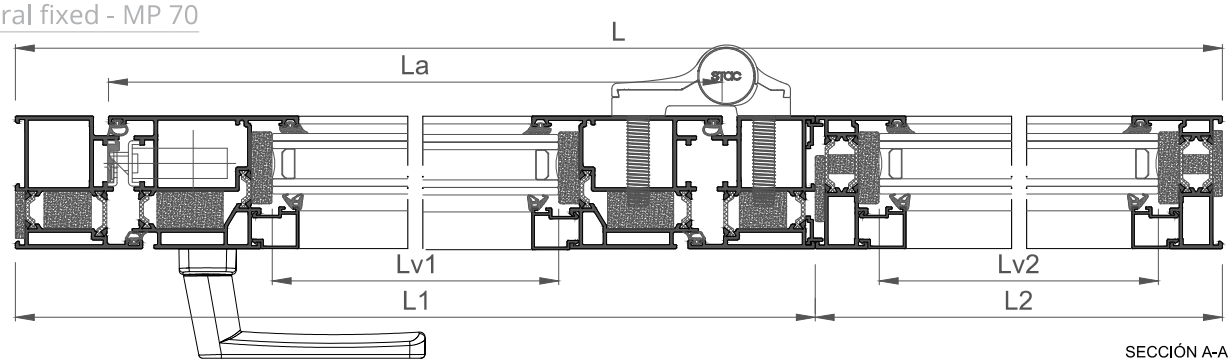

SECCIÓN A-A
SECTION A-A

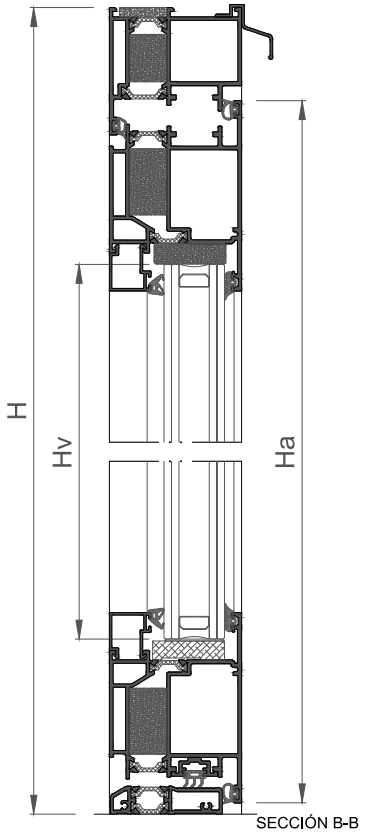

SECCIÓN B-B
SECTION B-B

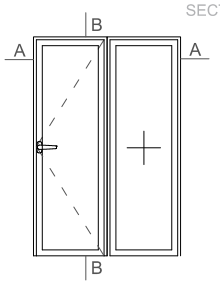

			mm
COR-7680*		x 1	L1
		x 2	H
COR-7686*		x 2	La=L1-98.6
		x 2	Ha=H-55.3
COR-7681*		x 2	L2
		x 2	H
COR-7660		x 1	L1-134.4 (1)
		x 1	L1-82.6 (2)
COR-7662		x 1	L1 - 146.6
COR-2117 (apertura)		x 2	L1 - 259.8
		x 2	H - 256.5
COR-2117 (fijo)		x 2	L2 - 55.8
		x 2	H - 95.8
COR-7010		x 1	L1
COR-7251		x 2	H

*Posibilidad de marco y hoja sin espuma aislante, Cor-7630 y Cor-7621 respectivamente/Possibility of frame and sash without insulating foam, Cor-7630 and Cor-7621 respectively.
(1) Con tapas laterales/With lateral end plates (307660)
(2) Retestado con juego de fresas/Cross-cutting with miller set (307695)

	307630	x 2
	347635	x 2
	307620	x 4
	347635	x 4
	287310	x 4
	920380	x 4
	287310	x 4

	318302	x 1
	320422	x 3
	320560	x 12
	301052	x 1
	303656	x 1
	321811	x 2
	301061	x 1
	301265	x 2

	317121	x 8
	307660	x 1

	307600	L1
	307610	2L+ 2H
	307623	L + 2H
	307000	2L + 4H
	287300	L2 + 2H
	320025	L1 + H

	240124	2Lv+ 4Hv
	250097	2L + 4H

	160 kg	La < 1700
		Ha < 3000

	e=32mm	Apertura/ Opening	Lv=H-228.5	Lv=L1-271.8
		Fijo/ Fixed	H-67.8	L2-67.8

PUERTA MILLENNIUM PLUS
Secciones de despiece - MP70

MILLENNIUM PLUS DOOR
Cutting piece sections - MP70

Puerta 1 hoja practicable apertura exterior con fijo superior - MP 70 / 1 sash hinged door outwards opening with top fixed - MP 70

1:4

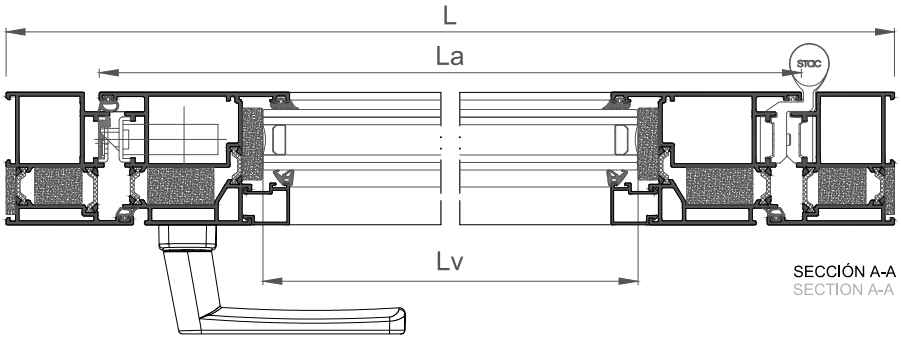

SECCIÓN A-A
SECTION A-A

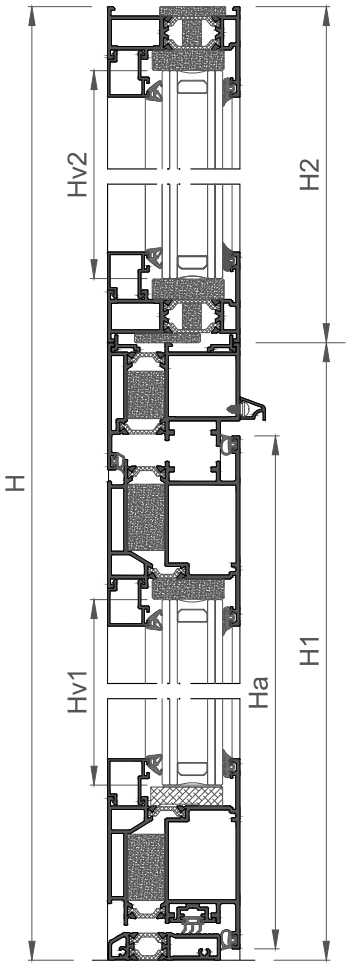

SECCIÓN B-B
SECTION B-B

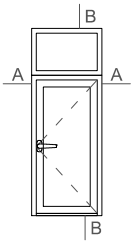

			mm	
COR-7680*		x 1	L	
		x 2	H1	
COR-7686*		x 2	La=L-98.6	
		x 2	Ha=H1-55.3	
COR-7681*		x 2	L	
		x 2	H2	
COR-7660		x 1	L-134.4 (1)	
		x 1	L-82.6 (2)	
COR-7662		x 1	L - 146.6	
COR-2117 (apertura)		x 2	L - 259.8	
		x 2	H1 - 256.5	
COR-2117 (fijo)		x 2	L - 55.8	
		x 2	H2 - 95.8	
COR-8296		x 1	L-50	
COR-7251		x 2	L	

*Posibilidad de marco y hoja sin espuma aislante, Cor-7630 y Cor-7621 respectivamente/Possibility of frame and sash without insulating foam, Cor-7630 and Cor-7621 respectively.
(1) Con tapas laterales/With lateral end plates (307660)
(2) Retestado con juego de fresas/Cross-cutting with miller set (307695)

	307630	x 2
	347635	x 2
	307620	x 4
	347635	x 4
	287310	x 4
	920380	x 4
	287310	x 4

	318302	x 1
	387622	x 3
	301052	x 1
	303656	x 1
	321811	x 2
	301061	x 1
	301265	x 2

	317121	x 8
	307660	x 1
	258206	x 1

	307600	L
	307610	2L + 2H
	307623	L + 2H
	307000	4L + 2H
	287300	2L + 2H2
	320025	2H1

	240124	4Lv + 2Hv
	250097	4Lv + 2Hv

	238297	L/300+1

	130 kg	La < 1500		
		Ha < 2600		
	e=32mm	Apertura/ Opening	Hv=H1-228.5	Lv=L-271.8
		Fijo/ Fixed	H2-67.8	L-67.8

PUERTA MILLENNIUM PLUS
Secciones de despiece - MP70

MILLENNIUM PLUS DOOR
Cutting piece sections - MP70

Puerta 1 hoja practicable apertura exterior con ventana abatible - MP 70 / 1 sash hinged door with top tilt window - MP 70

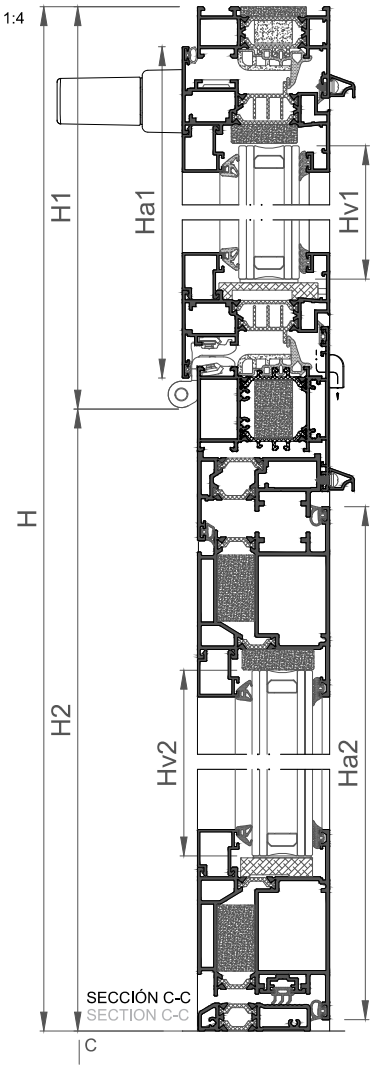

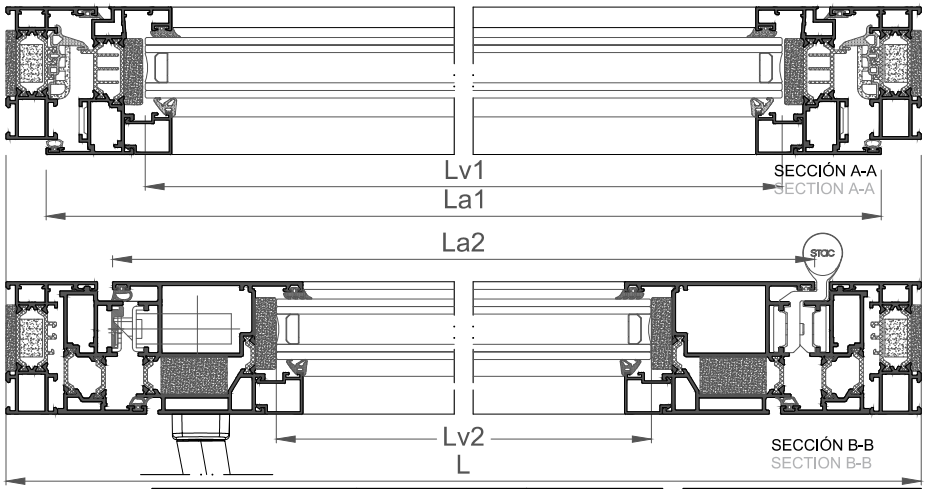

				mm
COR-7931*			x 1	L
			x 2	H
COR-7656			x 1	L - 54.4
			x 2	H2 - 22.4
COR-7976*			x 1	L - 44.4
COR-7686*			x 2	La2=L-112.8
			x 2	Ha2=H2-57.6
COR-7920			x 2	La1=L - 43
			x 2	Ha1=H1 - 38
COR-7660			x 1	L-148.6 (1)
			x 1	L-96.8 (2)
COR-7662			x 1	L - 160.8
COR-2117 Puerta/Door			x 2	L - 274
			x 2	H2 - 258.8
COR-2117 Ventana/Window			x 2	L - 135.2
			x 2	H1 - 170.2
COR-8296			x 2	L-50

	347922	x 2
	327920	x 2
	296838	x 2
	307620	x 4
	347635	x 4
	287310	x 4
	347922	x 4
	327920	x 4
	296838	x 4
	920135	x 4
	920380	x 2
	296838	x 2
	920150	x 2
	327971	x 2

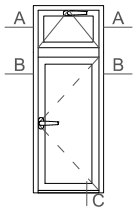

*Posibilidad de marco y hoja sin espuma aislante, Cor-7930, COR-7975 y Cor-7621 respectivamente/Possibility of frame and sash without insulating foam, Cor-7930, COR-7975 and Cor-7621 respectively.
(1) Con tapas laterales/With lateral end plates (307660)
(2) Retestado con juego de fresas/Cross-cutting with miller set (307695)

	307600	L
	307610	2L + 2H2
	307623	L + 2H2
	223010	2L + 2H1
	327903	2L + 2H1

	327901	2L + 2H1
	240124	4L + 2H
	250097	2L + 2H2
	250098	2L + 2H1
	307000	6L + 2H
	287300	L + 2H

	317121	x 4
	307660	x 1
	258206	x 2
	920100	x 2
	327981	x 8
	347902	x 4
	238297	2x L/300+1
	282130	

	318302	x 1
	387622	x 3
	301052	x 1
	303656	x 1
	321811	x 2
	301061	x 1
	301265	x 2
	253060	x 2
	253073	x 2
	254111	x 3
	253066	x 4
	307302	x 1

Ver medidas de corte de pletina en esquemas de herraje.
See measures for cutting the plates in hardware schemes.

70 Kgs.	1250 < La1 < 1800	
	800 < Ha1 < 1800	
130 kg	La2 < 1500	
	Ha2 < 2600	

e=32mm	Puerta/ Door	Hv2=H2-230.8	Lv2=L-286	
	Ventana/ Window	Hv1=H1-142.2	Lv1=L-147.2	

PUERTA MILLENNIUM PLUS
Secciones de despiece - MP70

MILLENNIUM PLUS DOOR
Cutting piece sections - MP70

Puerta 2 hojas practicables apertura exterior con ventanas superiores abatibles - MP 70 / 2 sash hinged door outwards opening with tilt and door - MP 70

Puerta 2 hojas practicables apertura exterior - MP 70 / 2 sash hinged door outwards opening - MP 70

1:4

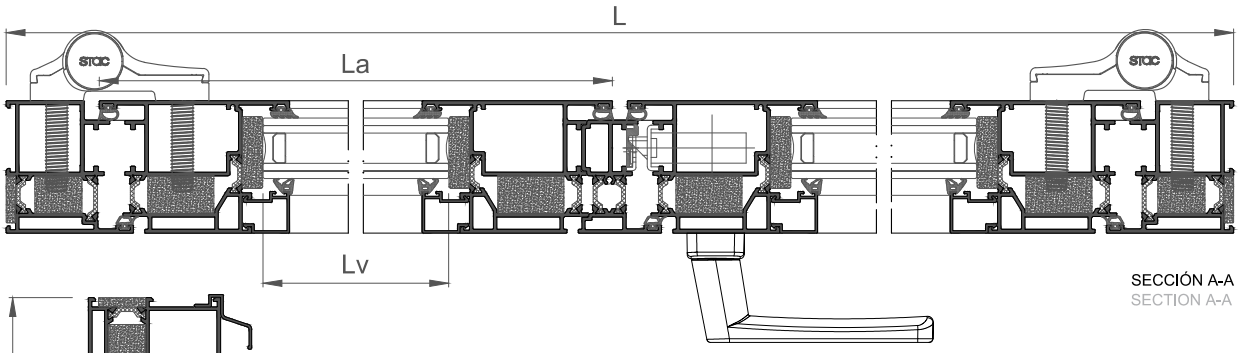

SECCIÓN A-A
SECTION A-A

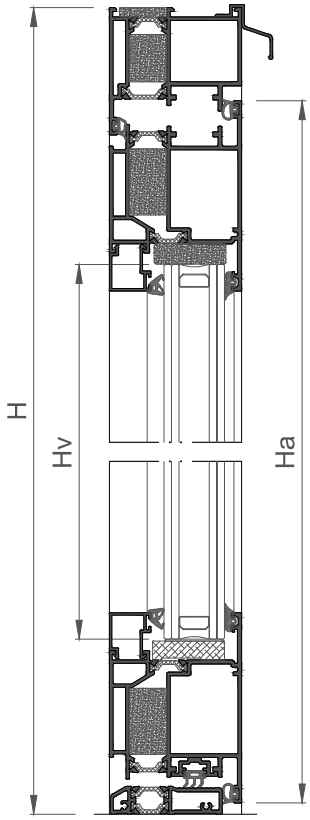

SECCIÓN B-B
SECTION B-B

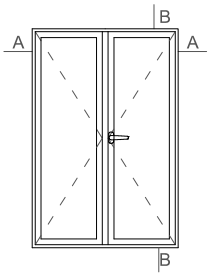

				mm
COR-7680*			x 1	L
			x 2	H
COR-7686*			x 4	La=L/2-53.3
			x 4	Ha=H-55.3
COR-7640			x 1	H - 111.1
COR-7660			x 1	L-134.4 (1)
			x 1	L-82.6 (2)
COR-7662			x 1	L/2 - 101.3 (activa/active)
			x 1	L/2 - 77.3 (pasiva/passive)
COR-2117			x 4	L/2 - 214.5
			x 4	H - 256.5
COR-7010			x 1	L

*Posibilidad de marco y hoja sin espuma aislante, Cor-7630 y Cor-7621 respectivamente/Possibility of frame and sash without insulating foam, Cor-7630 and Cor-7621 respectively.
(1) Con tapas laterales/With lateral end plates (307660)
(2) Retestado con juego de fresas/Cross-cutting with miller set (307695)

	307630	x 2
	347635	x 2
	307620	x 8
	347635	x 8
	287310	x 8

	318302	x 1
	320422	x 6
	320560	x 24
	301052	x 1
	303656	x 1
	321811	x 2
	301061	x 1
	301265	x 2
	301007	x 1
	301006	x 1
	301005	x 1
	240287	x 1

	317121	x 8
	307660	x 1
	307640	x 1

	307600	L
	307610	2L + 4H
	307623	L + 3H
	307000	2L + 4H
	320025	L + 2H

	240124	4Lv + 4Hv
	250097	4Lv + 4Hv

	160 kg	La < 1700
		Ha < 3000

	e=32mm	x 2	Lv=L/2-226.5
			Hv=H-228.5

PUERTA MILLENNIUM PLUS
Secciones de despiece - MP70

MILLENNIUM PLUS DOOR
Cutting piece sections - MP70

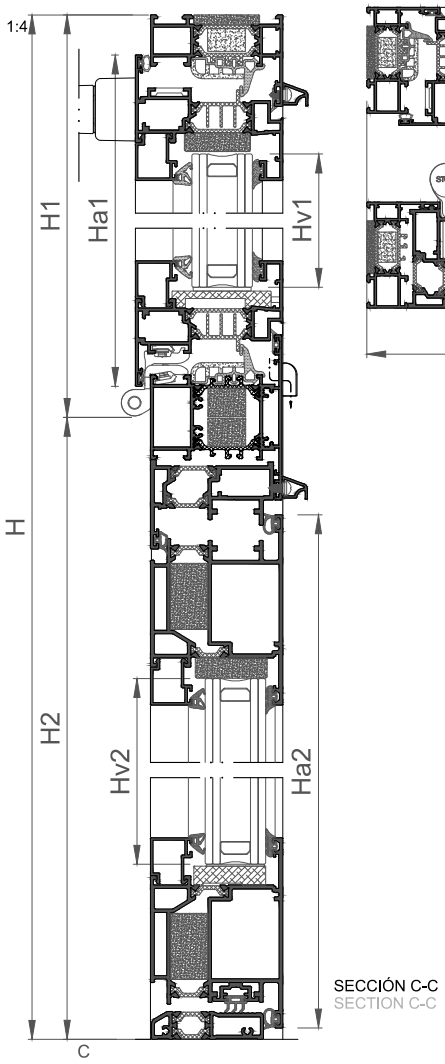

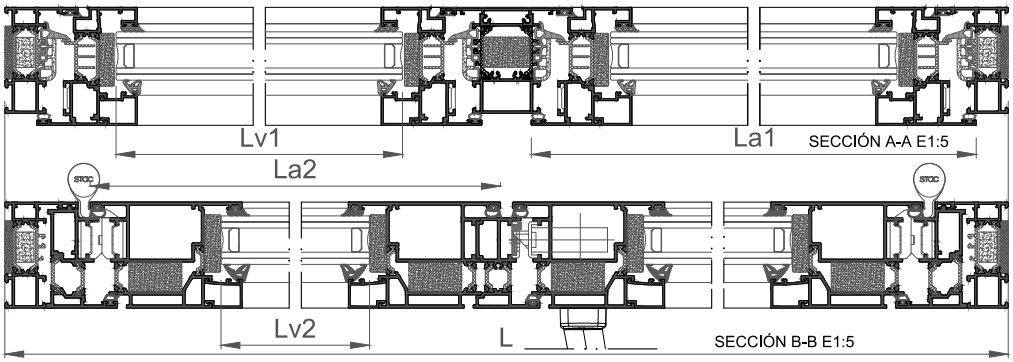

			mm
COR-7931*		x 1	L
		x 2	H
COR-7656		x 1	L - 54.4
		x 2	H2 - 22.4
COR-7976*		x 1	L - 44.4
		x 1	H1-39.6
COR-7686*		x 4	La2=L/2-60.4
		x 4	Ha2=H2-57.6
COR-7640		x 1	H2 - 113.4
COR-7920		x 4	La1=L/2-37.6
		x 4	Ha1=H1 - 38
COR-7660		x 1	L-148.6 (1)
		x 1	L-96.8 (2)
COR-7662		x 1	L/2 - 108.4 (activa/active)
		x 1	L/2 - 79.6 (pasiva/passive)
COR-2117 Puerta/Door		x 4	L/2 - 221.6
		x 4	H2 - 258.8
COR-2117 Ventana/Window		x 4	L/2 - 129.8
		x 4	H1 - 170.2
COR-8296		x 2	L-50

	347922	x 2
	327920	x 2
	296838	x 2
	307620	x 8
	347635	x 8
	287310	x 8
	347922	x 8
	327920	x 8
	296838	x 8
	920135	x 8
	920380	x 2
	296838	x 2
	920150	x 4
	327971	x 4

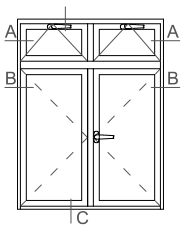

*Posibilidad de marco y hoja sin espuma aislante, Cor-7930, COR-7975 y Cor-7621 respectivamente/Possibility of frame and sash without insulating foam, Cor-7930, COR-7975 and Cor-7621 respectively.
(1) Con tapas laterales/With lateral end plates (307660)
(2) Retestado con juego de fresas/Cross-cutting with miller set (307695)

	307600	L
	307610	2L + 2H2
	307623	L + 2H2
	223010	2L + 2H1
	327903	2L + 2H1

	327901	2L + 2H1
	240124	4L + 2H
	250097	2L + 2H2
	250098	2L + 2H1
	307000	6L + 2H
	287300	L + 2H

	317121	x 8
	307660	x 1
	258206	x 2
	308640	x 1
	920100	x 4
	327981	x 16
	347902	x 8
	238297	2x L/300+1
	282130	

	318302	x 1
	387622	x 6
	301052	x 1
	303656	x 1
	321811	x 2
	301061	x 1
	301265	x 2
	301007	x 1
	301006	x 1
	301005	x 1
	240287	x 1
	253060	x 4
	253073	x 4
	254111	x 6
	253066	x 8
	307302	x 2

Ver medidas de corte de pletina en esquemas de herraje.
See measures for cutting the plates in hardware schemes.

e=32mm	Puerta/ Door	Hv2=H2-230.8	Lv2=L-286	
	Ventana/ Window	Hv1=H1-142.2	Lv1=L-147.2	

130 kg	La2 < 1500	70 Kgs.	1250 < La1 < 1800
	Ha2 < 2600		800 < Ha1 < 1800

PUERTA MILLENNIUM PLUS
Secciones de despiece - MP70

MILLENNIUM PLUS DOOR
Cutting piece sections - MP70

Puerta 2 hojas practicables apertura exterior con fijos laterales y superior - MP 70 / 2 sash hinged door outwards opening with lateral and top fixed - MP 70

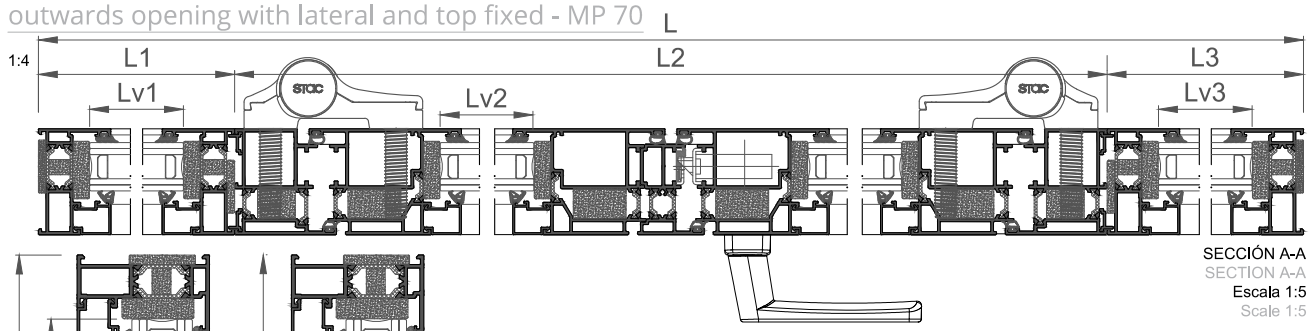

SECCIÓN A-A
SECTION A-A
Escala 1:5
Scale 1:5

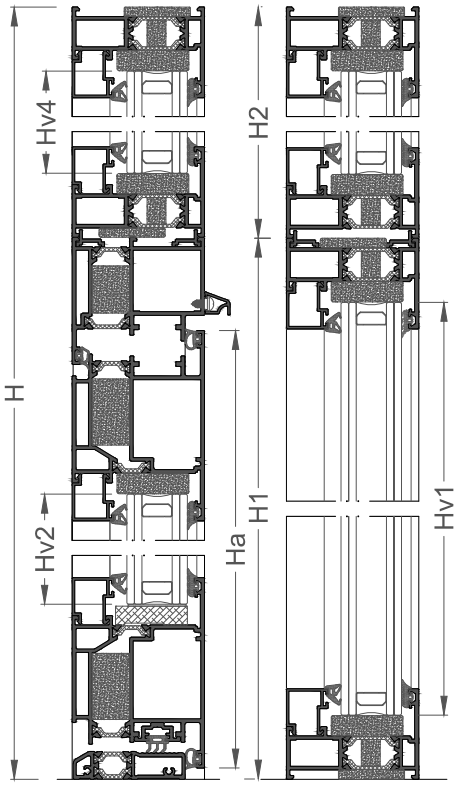

SECCIÓN B-B
SECTION B-B

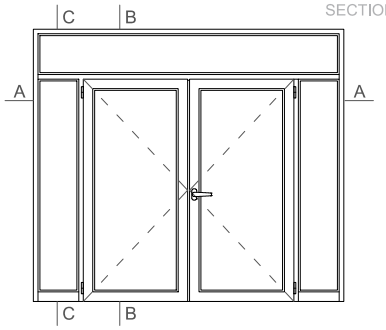

SECCIÓN C-C
SECTION C-C

				mm			
COR-7680*			x 1	L2		307630	x 2
			x 2	H1		347635	x 2
COR-7686*			x 4	La=L2/2-53.3		307620	x 8
			x 4	Ha=H1-55.3		347635	x 8
COR-7681*			x 2	L		287310	x 8
			x 2	L1		920380	x 12
			x 2	L3		287310	x 12
			x 4	H1			
			x 2	H2			
COR-7640			x 1	H1 - 111.1		318302	x 1
COR-7660			x 1	L2-134.4 (1)		320422	x 6
			x 1	L2-82.6 (2)		320560	x 24
COR-7662			x 1	L2/2 - 101.3 (activa/active)		301052	x 1
			x 1	L2/2 - 77.3 (pasiva/passive)		303656	x 1
COR-2117 (apertura/opening)			x 4	L2/2 - 214.5		321811	x 2
			x 4	H1 - 256.5		301061	x 1
COR-2117 (fijo/fixed)			x 2	L - 55.8		301265	x 2
			x 2	H2 - 95.8		301007	x 1
			x 2	L1 - 55.8		301006	x 1
			x 2	L3 - 55.8		301005	x 1
			x 4	H1 - 95.8		240287	x 1
COR-8296			x 1	L2-50		317121	x 20
COR-7251			x 2	L		307660	x 1
			x 4	H1		307640	x 1
						258206	x 1

*Posibilidad de marco y hoja sin espuma aislante, Cor-7630 y Cor-7621 respectivamente/Possibility of frame and sash without insulating foam, Cor-7630 and Cor-7621 respectively.
(1) Con tapas laterales/With lateral end plates (307660)
(2) Retestado con juego de fresas/Cross-cutting with miller set (307695)

160 kg	La < 1700
	Ha < 3000

	307600	L2
	307610	2L2 + 4H1
	307623	L2 + 3H1
	307000	4L + 8H
	287300	3L + 4H

e=32mm	x 2	Apertura	Hv2=H1-228.5	Lv2=L2/2-226.5	
	x 1	Fijo lateral	Hv1=H1-67.8	Lv1=L1-67.8	
	x 1		Hv3=H1-67.8	Lv3=L3-67.8	
	x 1	Fijo superior	Hv4=H2-67.8	Lv4=L-67.8	

	240124	4L + 8H
	250097	4L + 8H
	238297	L/300+1

PUERTA MILLENNIUM PLUS
Secciones de despiece - MP70

MILLENNIUM PLUS DOOR
Cutting piece sections - MP70

Puerta 1 hoja apertura vaivén - MP 70 / 1 sash swing door - MP 70

1:4

SECCIÓN A-A
SECTION A-A

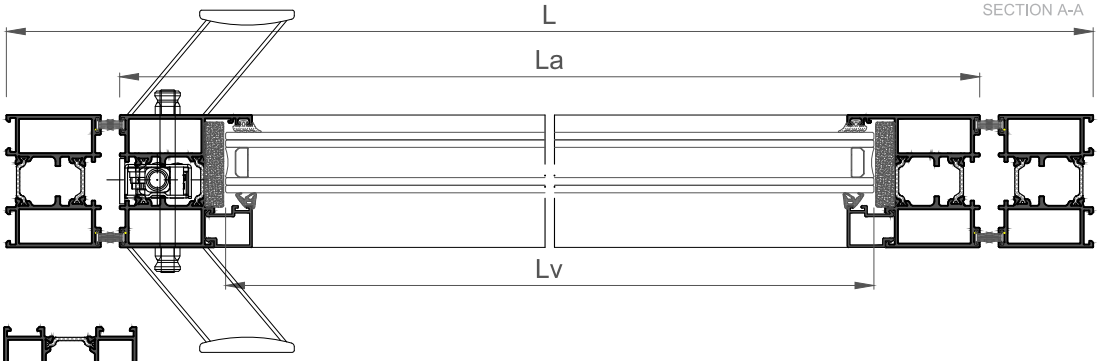

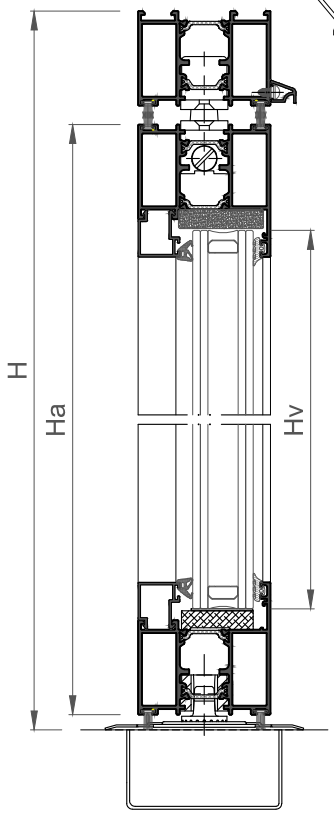

SECCIÓN B-B
SECTION B-B

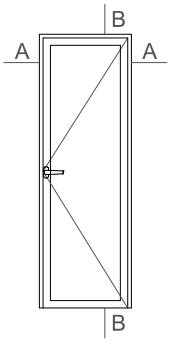

			mm
COR-7650		x 1	L
		x 2	H
COR-7651		x 2	La=L-120
		x 2	Ha=H-68
COR-2117		x 2	L - 220
		x 2	H - 208
COR-8296		x 1	L - 50

	397600	x 4
	397600	x 4
	296838	x 8

	398602	x 1
	398612	x 1
	398619	x 1
	321310	x 1
	301325	x 2
	301320	x 2
	240287	x 1
	391315	x 1
	397651	x 1
	394545	x 1
	321811	x 2

	232401	2L
	330707	4L + 8H
	334616	2L + 2H

	258206	x 1

	240124	2Lv + 2Hv
	250097	2Lv + 2Hv

	238297	L/300+1

	150 kg		La < 1100
			Ha < 3000

	e=32mm	x 1	Lv = L-232
			Hv = H-180

PUERTA MILLENNIUM PLUS
Secciones de despiece - MP70

MILLENNIUM PLUS DOOR
Cutting piece sections - MP70

Puerta 2 hojas apertura vaivén - MP 70 / 2 sash swing door - MP 70

1:4

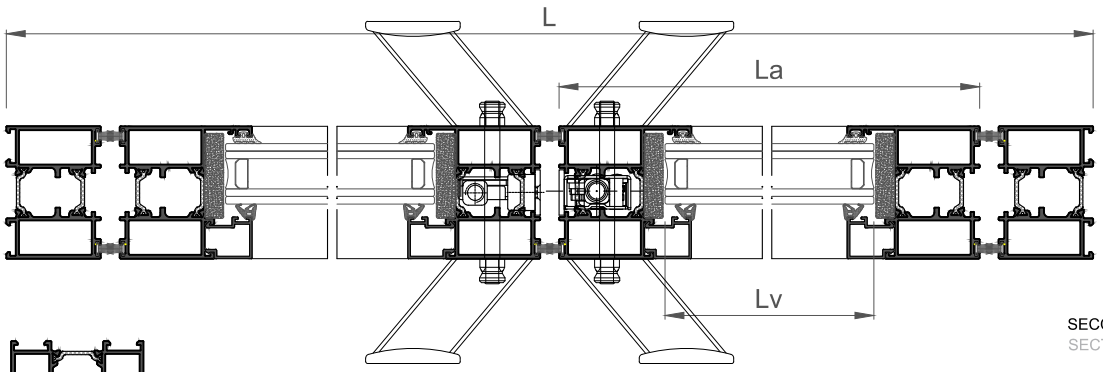

SECCIÓN A-A
SECTION A-A

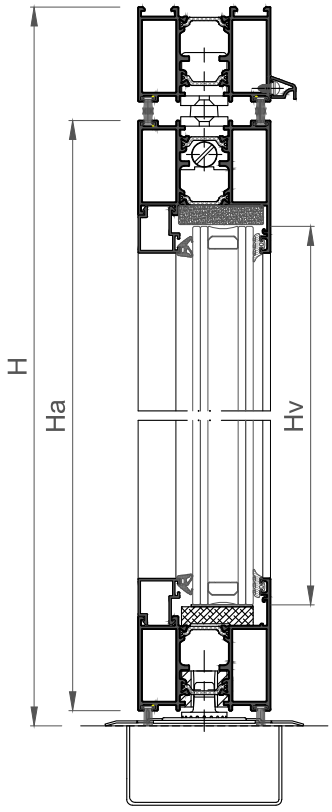

SECCIÓN B-B
SECTION B-B

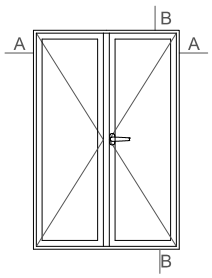

			mm
COR-7650		x 1	L
		x 2	H
COR-7651		x 4	La=L/2-65
		x 4	Ha=H-68
COR-2117		x 4	L/2 - 165
		x 4	H - 208
COR-8296		x 1	L - 50

	397600	x 4
	397600	x 8
	296838	x 16

	398602	x 2
	398612	x 2
	398619	x 2
	321310	x 1
	301312	x 1
	301325	x 4
	301320	x 2
	240287	x 2
	391316	x 2
	397651	x 2
	394545	x 1
	321811	x 2

	232401	2L
	330707	4L + 12H
	334616	2L + 2H

	258206	x 1

	240124	8Lv + 8Hv
	250097	8Lv + 8Hv

	238297	L/300+1

	150 kg	La < 1100
		Ha < 3000

	e=32mm	x 2	Lv=L/2-177
			Hv=H-180

PUERTA MILLENNIUM PLUS
Secciones de despiece - MP70

MILLENNIUM PLUS DOOR
Cutting piece sections - MP70

Puerta panelada 1 hoja apertura interior - MP 70 / 1 sash hinged panel door inwards opening - MP 70

1:4

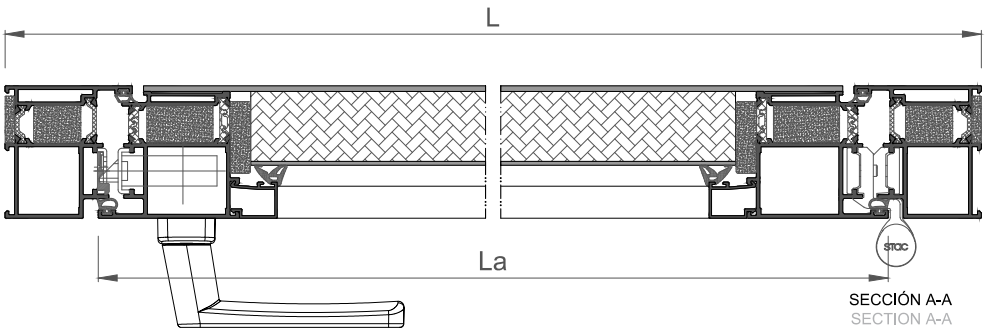

SECCIÓN A-A
SECTION A-A

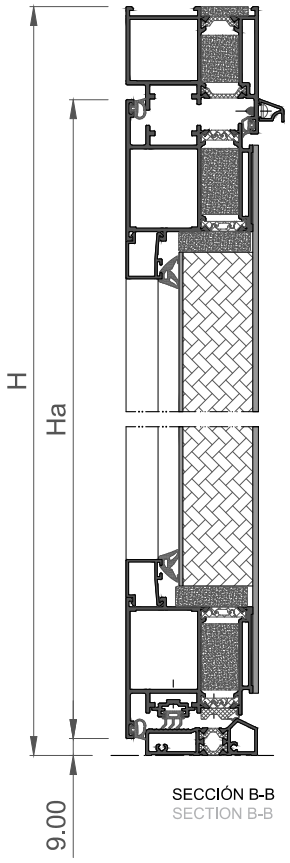

SECCIÓN B-B
SECTION B-B

			mm
COR-7680*		x 1	L
		x 2	H
COR-7612*		x 2	La=L-98.6
		x 2	Ha=H-58.3
COR-7664		x 1	L-82.6 (1)
COR-2849		x 1	L - 146.6
COR-2018		x 2	L - 248
		x 2	H - 247.7
COR-8296		x 1	L-50

*Posibilidad de marco y hoja sin espuma aislante, Cor-7630 y Cor-7610 respectivamente/Possibility of frame and sash without insulating foam, Cor-7630 and Cor-7610 respectively.
(1) Retestado con juego de fresas/Cross-cutting with miller set (307695)

	307630	x 2
	347635	x 2
	307620	x 4

	308302	x 1
	387622	x 3
	301052	x 1
	303656	x 1
	321811	x 2
	301060	x 1
	301265	x 2

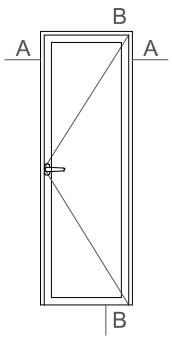

	307600	L
	307610	2L + 2H
	307623	L + 2H
	307000	2L + 2H
	320025	L + 2H
	307624	L - 123.6

	317121	x 4
	258206	x 1

	250092	2Lv + 2Hv

	238297	L/300+1

130 kg			La < 1500		
			Ha < 2600		

	e=42mm	x 1	Panel interior	H - 219.7	L - 260
		x 1	Panel exterior	H - 106.3	L - 146.6

PUERTA MILLENNIUM PLUS
Secciones de despiece - MP70

MILLENNIUM PLUS DOOR
Cutting piece sections - MP70

Puerta panelada 2 hojas apertura interior - MP 70 / 2 sash hinged panel door inwards opening - MP 70

1:4

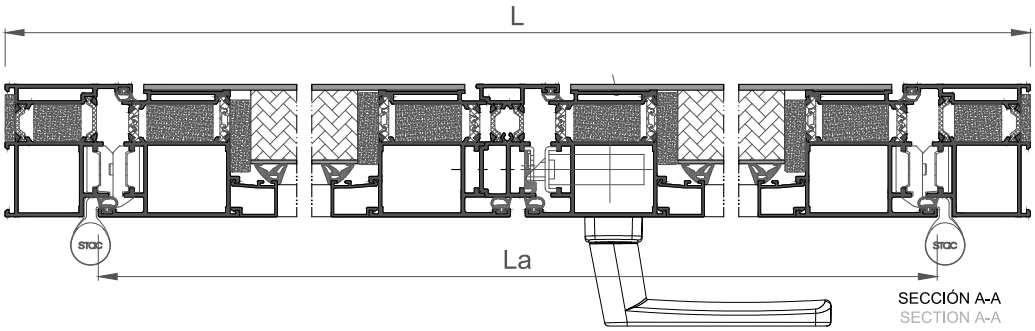

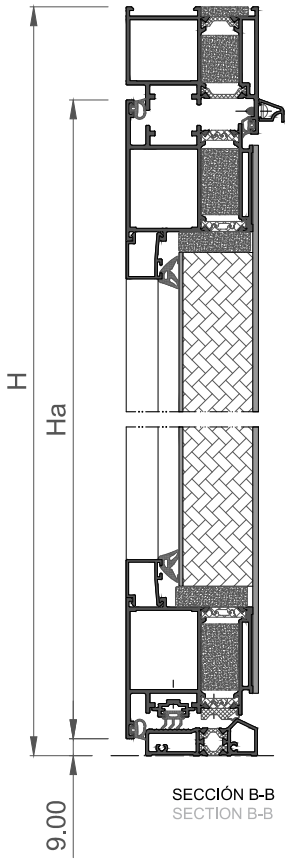

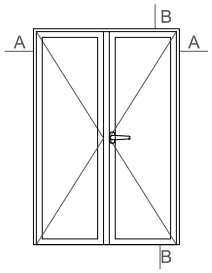

			mm
COR-7680*		x 1	L
		x 2	H
COR-7612*		x 4	La=L/2-53.3
		x 4	Ha=H-58.3
COR-7640		x 1	H - 114.1
COR-7664		x 1	L-82.6 (1)
COR-2849		x 1	L/2 - 101.3 (activa/active)
		x 1	L/2 - 77.3 (pasiva/passive)
COR-2018		x 4	L/2 - 202.7
		x 4	H - 247.7
COR-8296		x 1	L-50

*Posibilidad de marco y hoja sin espuma aislante, Cor-7630 y Cor-7610 respectivamente/Possibility of frame and sash without insulating foam, Cor-7630 and Cor-7610 respectively.
(1) Retestado con juego de fresas/Cross-cutting with miller set (307695)

307630	x 2	
347635	x 2	
307620	x 8	

308302	x 1	
387622	x 6	
301052	x 1	
303656	x 1	
321811	x 2	
301060	x 1	
301265	x 2	
301007	x 1	
301006	x 1	
301005	x 1	
240287	x 1	

317121	x 8	
258206	x 1	
307640	x 1	

307600	L	
307610	2L + 4H	
307623	L + 3H	
307000	2L + 4H	
320025	L + 2H	
307624	L/2 - 78.3 (activa/active)	
	L/2 - 49 (pasiva/passive)	

250092	2L + 4H	

238297	L/300+1	

130 kg			La < 1500		
			Ha < 2600		

e=42mm	x 2	Panel interior	H - 219.7	L/2 - 214.7	
	x 2	Panel exterior	H - 106.3	L/2 - 101.3	

PUERTA MILLENNIUM PLUS
Secciones de despiece - MP70

MILLENNIUM PLUS DOOR
Cutting piece sections - MP70

Puerta panelada 1 hoja apertura interior - MP 70 / 1 sash hinged panel door inwards opening - MP 70

1:4

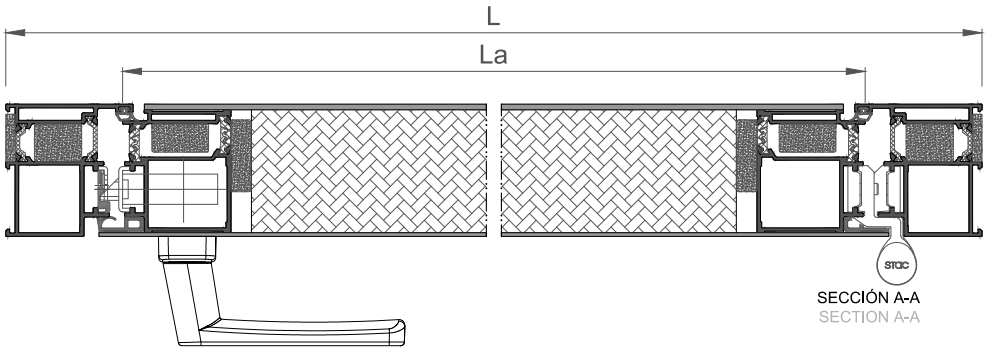

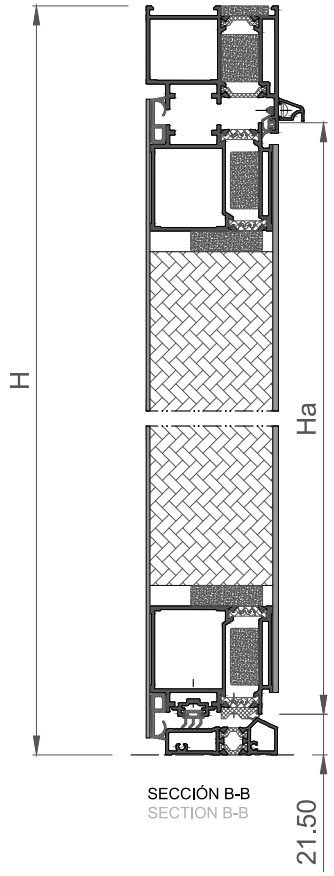

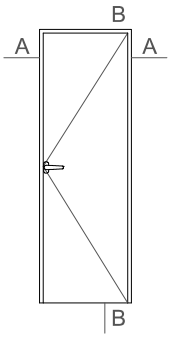

				mm
COR-7680*			x 1	L
			x 2	H
COR-7613*			x 2	La=L-123.6
			x 2	Ha=H-83.3
COR-7664			x 1	L-82.6 (1)
COR-2849			x 1	L - 146.6
COR-8296			x 1	L-50

*Posibilidad de marco y hoja sin espuma aislante, Cor-7630 y Cor-7611 respectivamente/Possibility of frame and sash without insulating foam, Cor-7630 and Cor-7611 respectively.
(1) Retestado con juego de fresas/Cross-cutting with miller set (307695)

	307630	x 2
	347635	x 2
	307620	x 4

	308302	x 1
	387622	x 3
	301052	x 1
	303656	x 1
	321811	x 2
	301060	x 1
	301265	x 2

	307600	L
	357601	2L + 2H
	307623	L + 2H
	307000	2L + 2H
	320025	L + 2H
	307624	L - 123.6

	317121	x 4
	258206	x 1

	238297	L/300+1

	130 kg	La < 1500			
		Ha < 2600			

	e=70mm	x 1	Panel interior	H - 58.3	L - 98.6
		x 1	Panel exterior	H - 106.3	L - 146.6

PUERTA MILLENNIUM PLUS
Secciones de despiece - MP70

MILLENNIUM PLUS DOOR
Cutting piece sections - MP70

Puerta panelada 2 hojas apertura interior - MP 70 / 2 sash hinged panel door inwards opening - MP 70

1:4

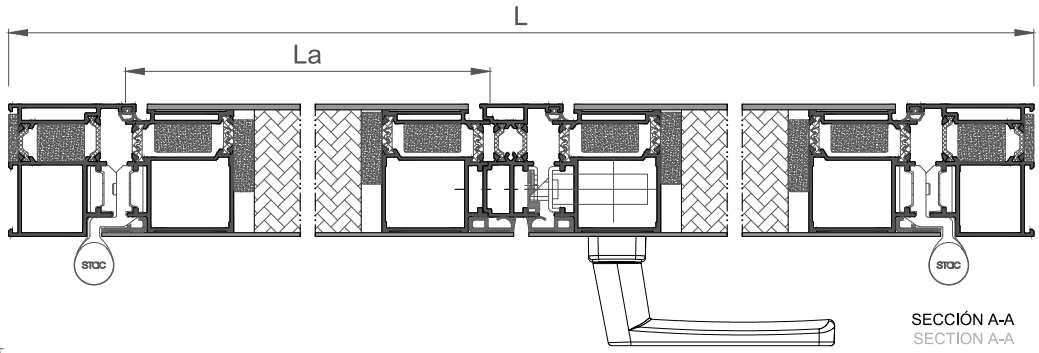

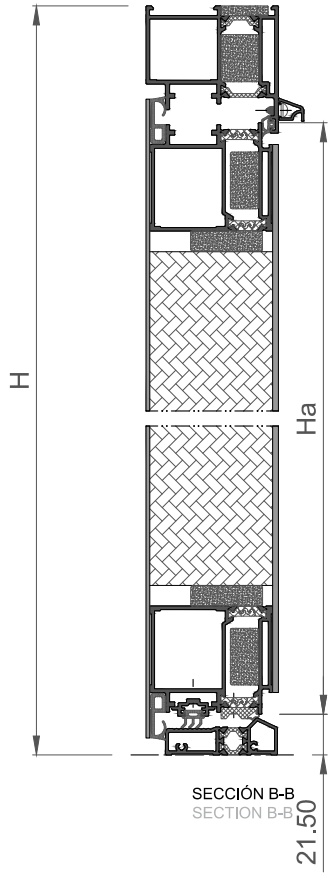

			mm
COR-7680*		x 1	L
		x 2	H
COR-7613*		x 4	La=L/2-78.3
		x 4	Ha=H-83.3
COR-7640		x 1	H - 114.1
COR-7664		x 1	L-82.6 (1)
COR-2849		x 1	L/2 - 101.3 (activa/active)
		x 1	L/2 - 77.3 (pasiva/passive)
COR-8296		x 1	L-50

*Posibilidad de marco y hoja sin espuma aislante, Cor-7630 y Cor-7611 respectivamente/Possibility of frame and sash without insulating foam, Cor-7630 and Cor-7611 respectively.

(1) Retestado con juego de fresas/Cross-cutting with miller set (307695)

	307630	x 2
	347635	x 2
	307620	x 8

	308302	x 1
	387622	x 6
	301052	x 1
	303656	x 1
	321811	x 2
	301060	x 1
	301265	x 2
	301007	x 1
	301006	x 1
	301005	x 1
	240287	x 1

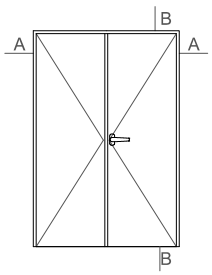

	307600	L
	357601	2L + 4H
	307623	L + 3H
	307000	2L + 4H
	320025	L + 2H
	307624	L/2 - 78.3 (activa/active)
		L/2 - 49 (pasiva/passive)

	317121	x 8
	258206	x 1
	307640	x 1

130 kg	La < 1500				
	Ha < 2600				

e=70mm	x 2	Panel interior	H - 58.3	L/2 - 53.3	
	x 2	Panel exterior	H - 106.3	L/2 - 101.3	

	238297	L/300+1

PUERTA MILLENNIUM PLUS
Secciones de despiece - MP70

MILLENNIUM PLUS DOOR
Cutting piece sections - MP70

Puerta panelada 1 hoja apertura exterior - MP 70 / 1 sash hinged panel door outward opening - MP 70

1:4

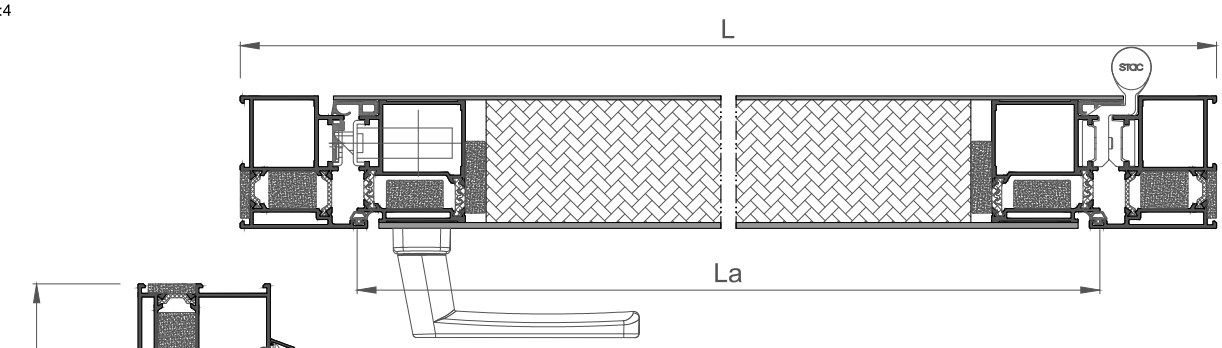

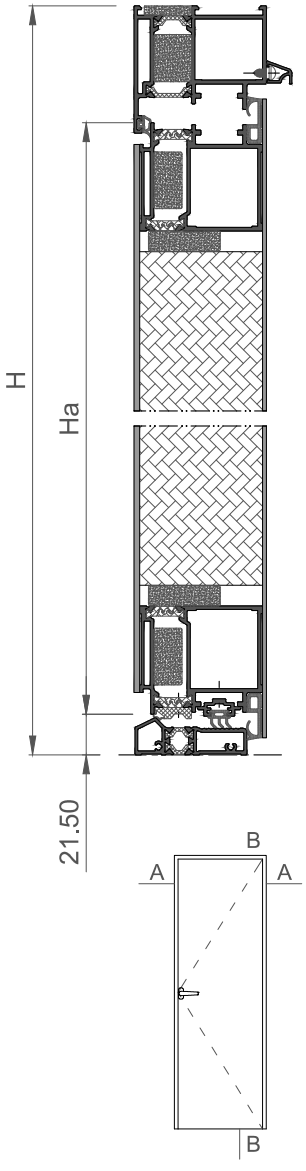

				mm
COR-7680*			x 1	L
			x 2	H
COR-7613*			x 2	La=L-123.6
			x 2	Ha=H-83.3
COR-7664			x 1	L-82.6 (1)
COR-2849			x 1	L - 146.6
COR-8296			x 1	L-50

*Posibilidad de marco y hoja sin espuma aislante, Cor-7630 y Cor-7611 respectivamente/Possibility of frame and sash without insulating foam, Cor-7630 and Cor-7611 respectively.
(1) Retestado con juego de fresas/Cross-cutting with miller set (307695)

	307630	x 2
	347635	x 2
	307620	x 4

	308302	x 1
	387622	x 3
	301052	x 1
	303656	x 1
	321811	x 2
	301060	x 1
	301265	x 2

	307600	L
	357601	2L + 2H
	307623	L + 2H
	307000	2L + 2H
	320025	L + 2H
	307624	L - 123.6

	317121	x 4
	258206	x 1

	238297	L/300+1

130 kg	La < 1500	
	Ha < 2600	

	e=70mm	x 1	Panel interior	H - 106.3	L - 146.6
		x 1	Panel exterior	H - 58.3	L - 98.6

PUERTA MILLENNIUM PLUS
Secciones de despiece - MP70

MILLENNIUM PLUS DOOR
Cutting piece sections - MP70

Puerta panelada 2 hojas apertura exterior - MP 70 / 2 sash hinged panel door outward opening - MP 70

1:4

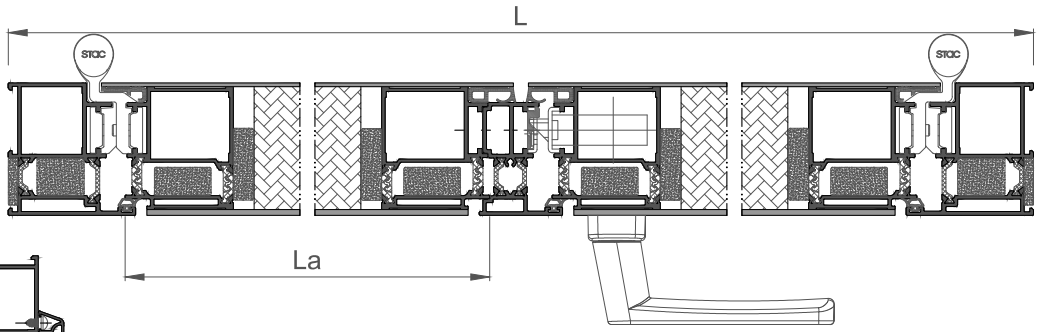

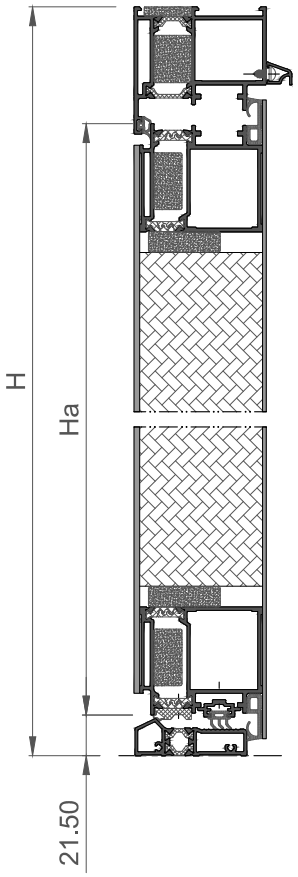

			mm
COR-7680*		x 1	L
		x 2	H
COR-7613*		x 4	La=L/2-78.3
		x 4	Ha=H-83.3
COR-7640		x 1	H - 114.1
COR-7664		x 1	L-82.6 (1)
COR-2849		x 1	L/2 - 101.3 (activa/active)
		x 1	L/2 - 77.3 (pasiva/passive)
COR-8296		x 1	L-50

*Posibilidad de marco y hoja sin espuma aislante, Cor-7630 y Cor-7611 respectivamente/Possibility of frame and sash without insulating foam, Cor-7630 and Cor-7611 respectively.

(1) Retestado con juego de fresas/Cross-cutting with miller set (307695)

	307630	x 2
	347635	x 2
	307620	x 8

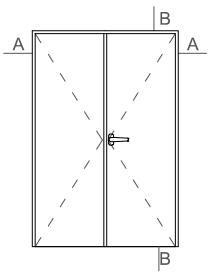

	308302	x 1
	387622	x 6
	301052	x 1
	303656	x 1
	321811	x 2
	301060	x 1
	301265	x 2
	301007	x 1
	301006	x 1
	301005	x 1
	240287	x 1

	307600	L
	357601	2L + 4H
	307623	L + 3H
	307000	2L + 4H
	320025	L + 2H
	307624	L/2 - 78.3 (activa/active)
		L/2 - 49 (pasiva/passive)

	317121	x 8
	258206	x 1
	307640	x 1

	238297	L/300+1

130 kg	La < 1500
	Ha < 2600

	e=70mm	x 2	Panel interior	H - 106.3	L/2 - 101.3
		x 2	Panel exterior	H - 58.3	L/2 - 53.3

PUERTA MILLENNIUM PLUS
MILLENNIUM PLUS DOOR

6. MILLENNIUM PLUS 80
6.1 NUDOS CONSTRUCTIVOS / CONSTRUCTIVE SECTIONS

IMPORTANTE

ALUMINIOS CORTIZO S.A.U. se reserva el derecho de modificar o eliminar cualquiera de sus perfiles, accesorios o juntas del sistema sin previo aviso.

ALUMINIOS CORTIZO S.A.U. no se hace responsable de las posibles erratas tipográficas de este catálogo y recomienda encarecidamente al cliente que, antes de la formalización de cualquier pedido, verifique que las referencias aparecidas en el mismo son las correctas.

IMPORTANT

ALUMINIOS CORTIZO S.A.U. reserves the right to modify or remove any of its system profiles, accessories or gaskets without prior notification.

ALUMINIOS CORTIZO S.A.U. will not be responsible for any possible typographical errors in this catalogue and strongly recommends to the client that, before formalising any order, to check that the references that appear in this catalogue are correct.

PUERTAS/DOORS

Ap. Interior/Inside opening

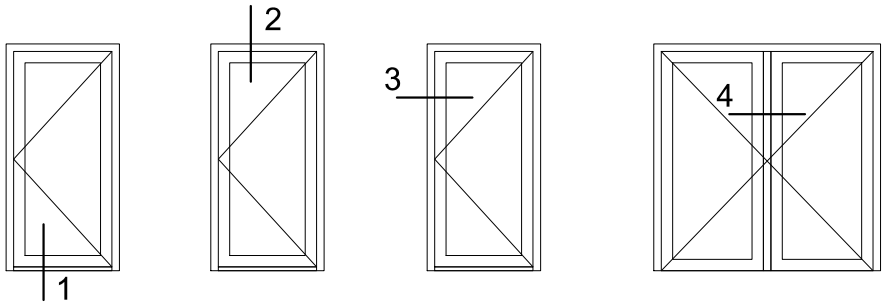

Ap. Interior/Inside opening

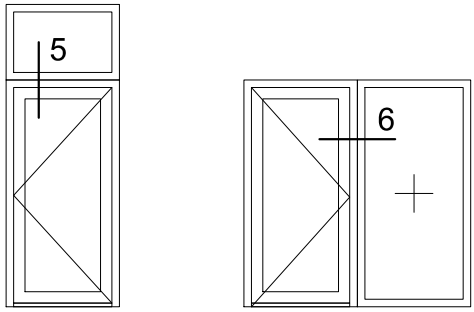

Ap. Interior/inside opening

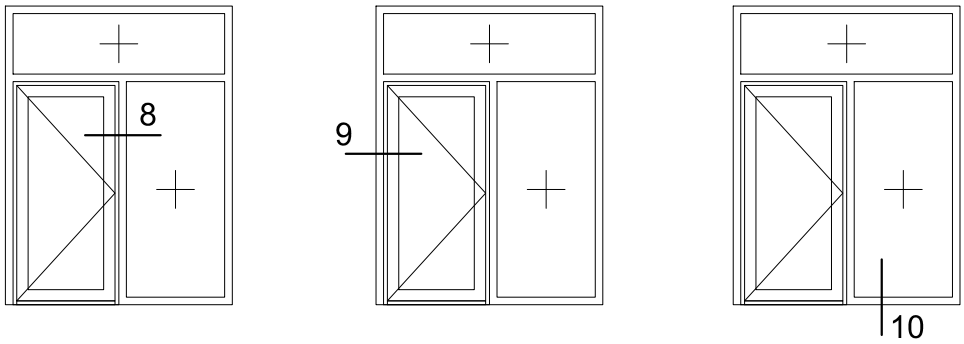

Ap. Interior/inside opening

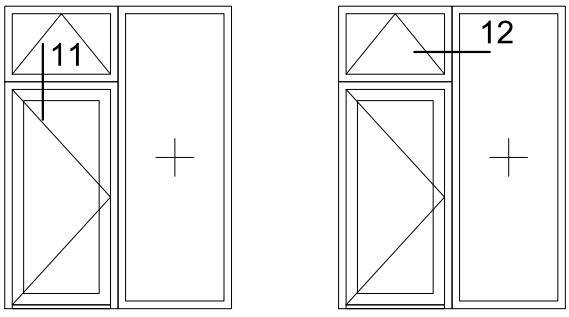

PUERTAS/DOORS

Ap. Exterior/outside opening



Ap. Exterior/outside opening

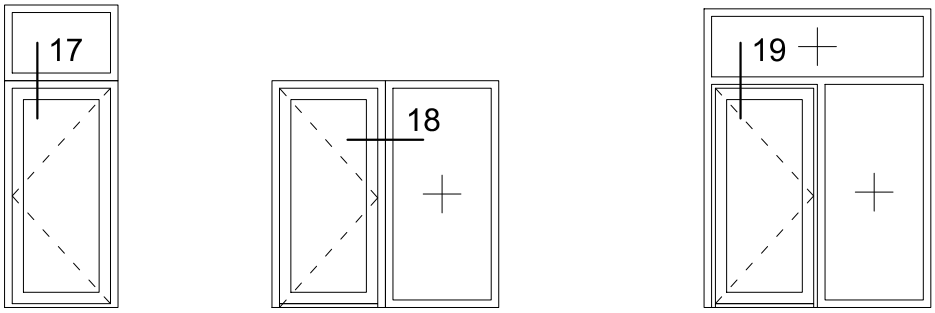

Ap. Exterior/outside opening

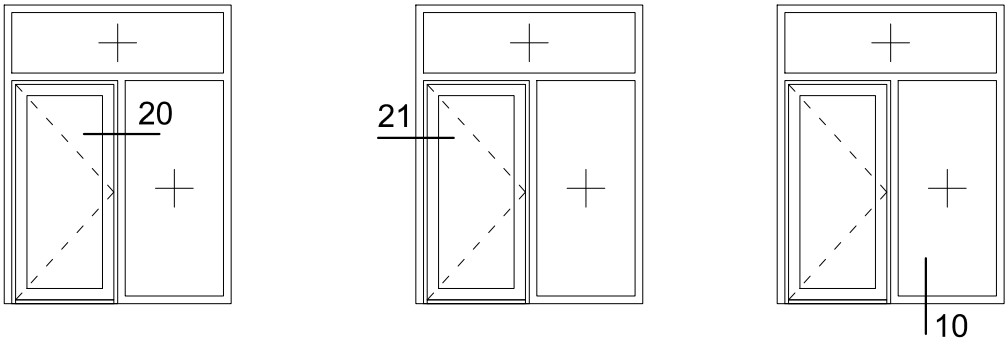

Ap. Exterior/outside opening

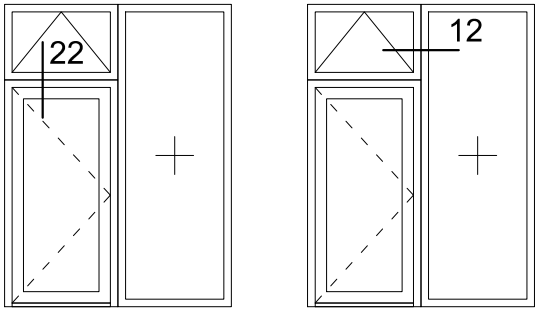

PUERTAS PANELADAS / PANEL DOORS
Ap. Interior/inside opening

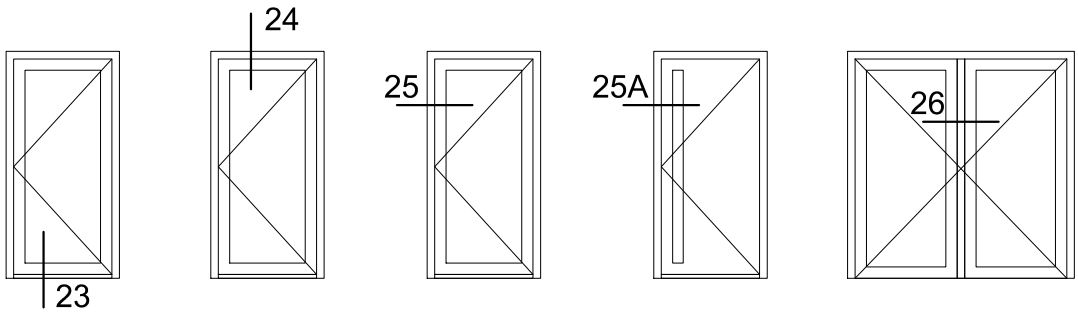

PUERTAS PANELADAS / PANEL DOORS
Ap. Exterior/outside opening

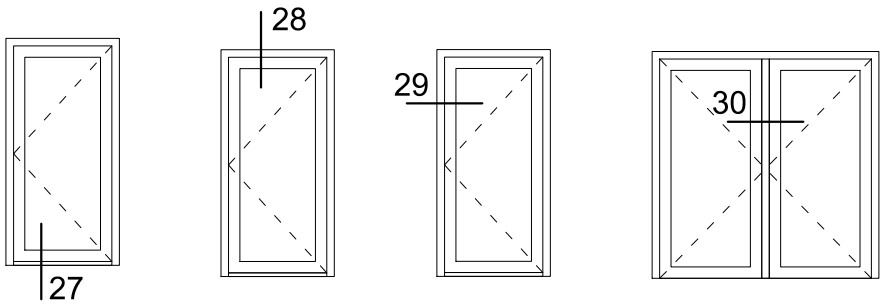

FIJOS/FIXED

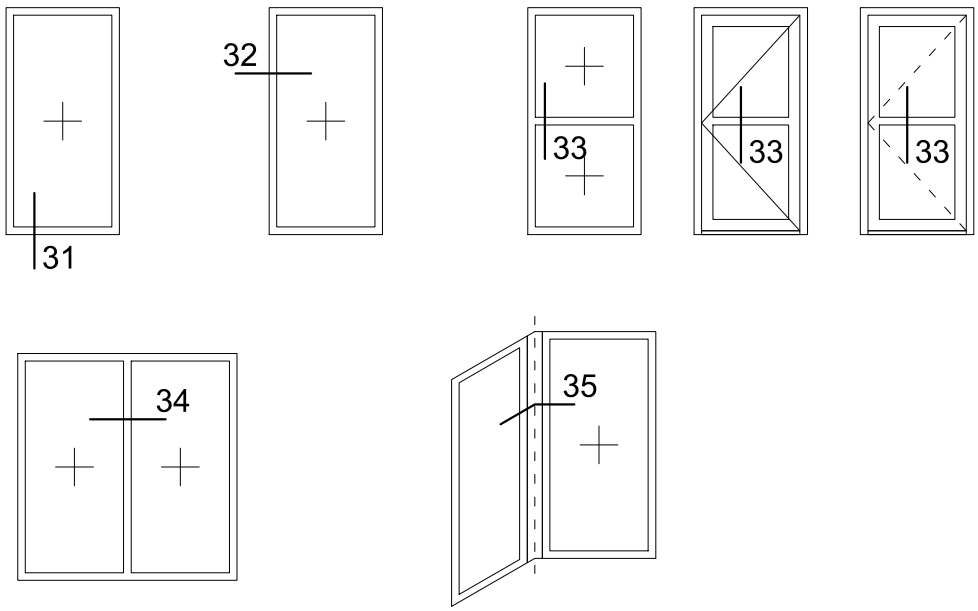

1:1

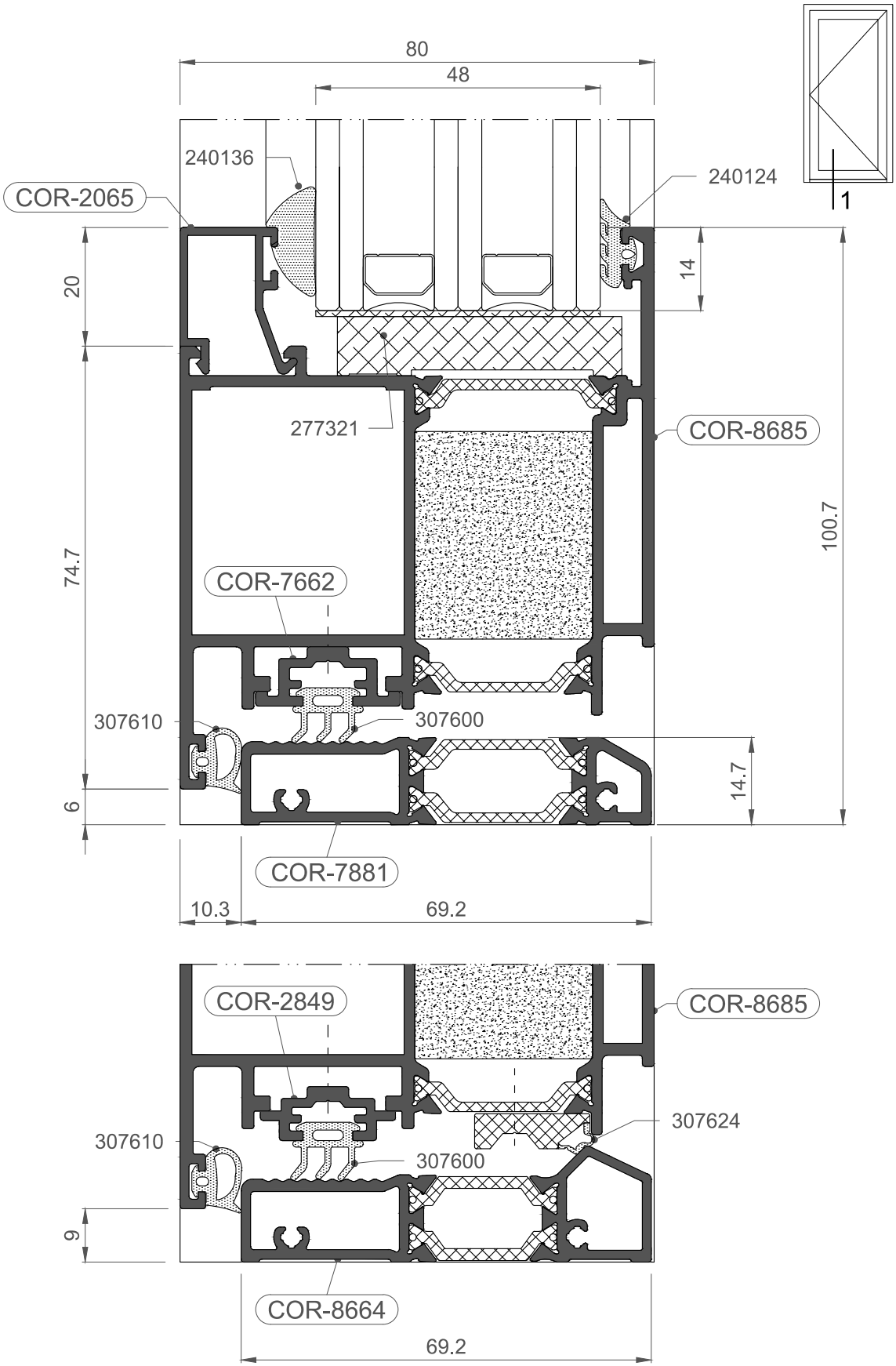
80
48
240136
240124
COR-2065
1
20
14
277321
COR-8685
74.7
100.7
COR-7662
307610
307600
14.7
6
COR-7881
10.3
69.2
COR-2849
COR-8685
307624
307610
307600
9
COR-8664
69.2

1:1

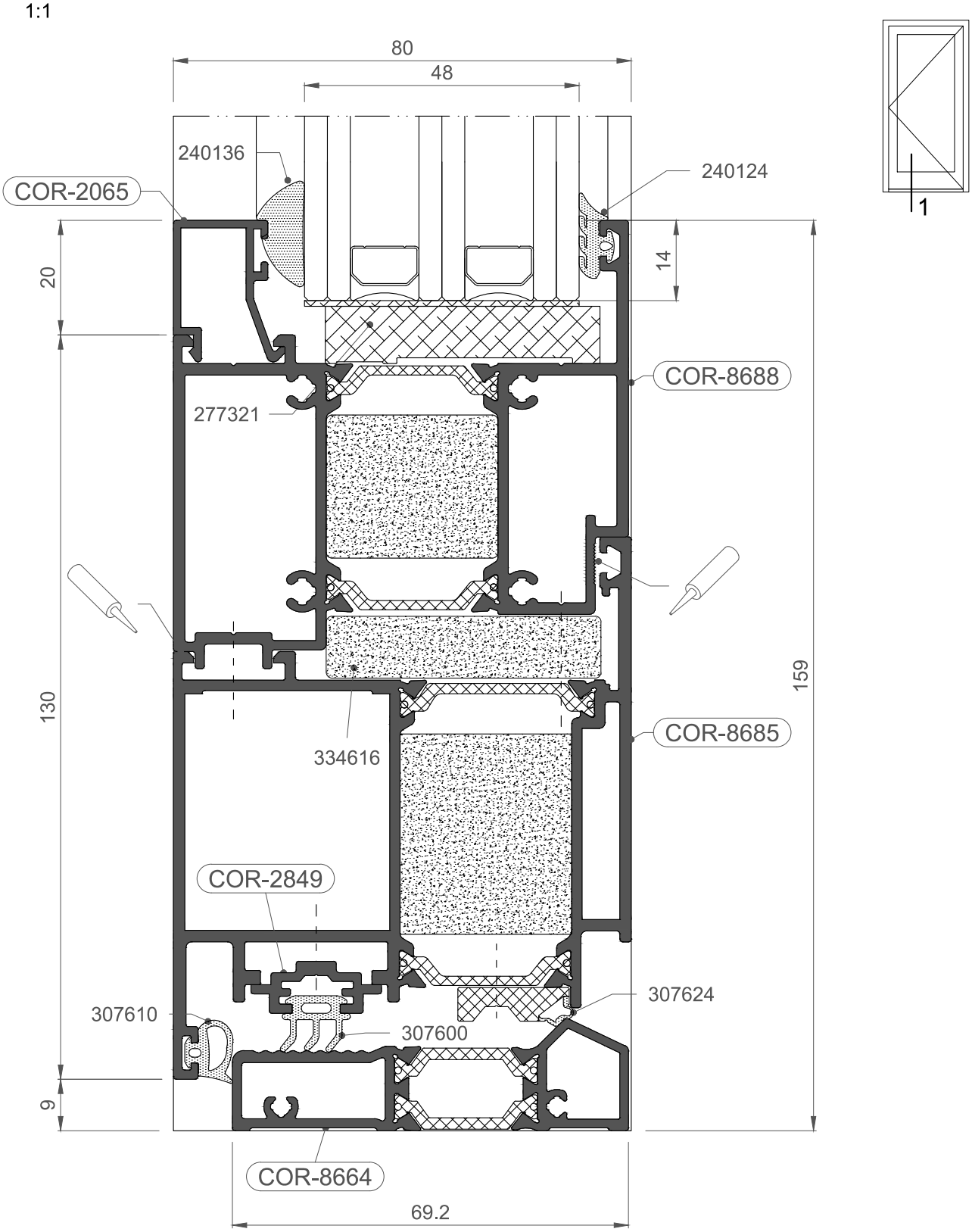
80
48
240136
240124
COR-2065
20
14
COR-8688
277321
130
159
334616
COR-8685
COR-2849
307624
307610
307600
9
COR-8664
69.2
1

1:1

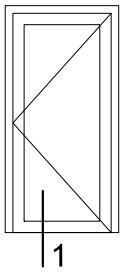
1

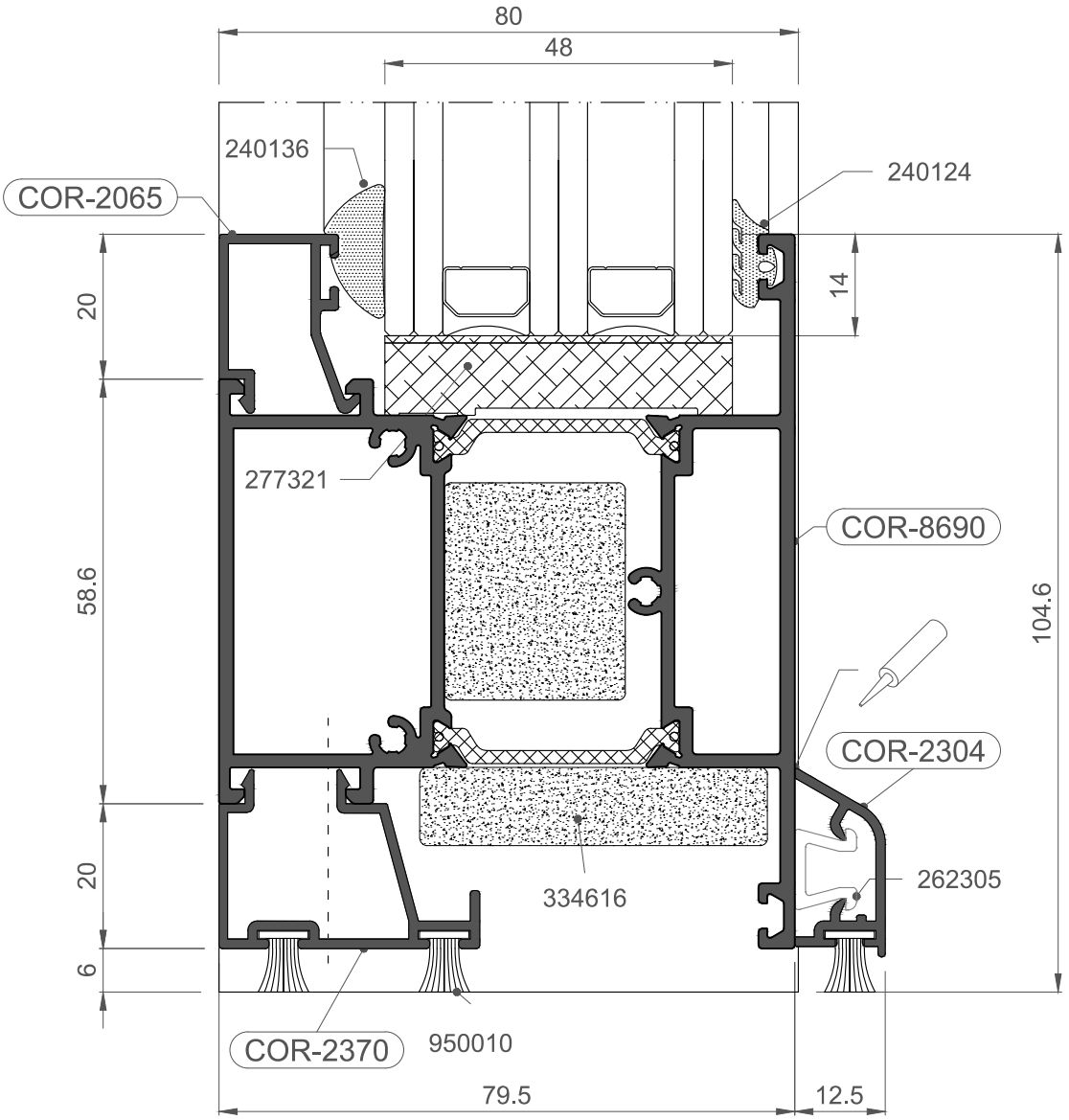
80
48
240136
240124
COR-2065
14
20
277321
COR-8690
58.6
104.6
COR-2304
262305
334616
20
6
COR-2370
950010
79.5
12.5

1:1

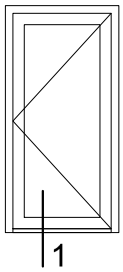
1

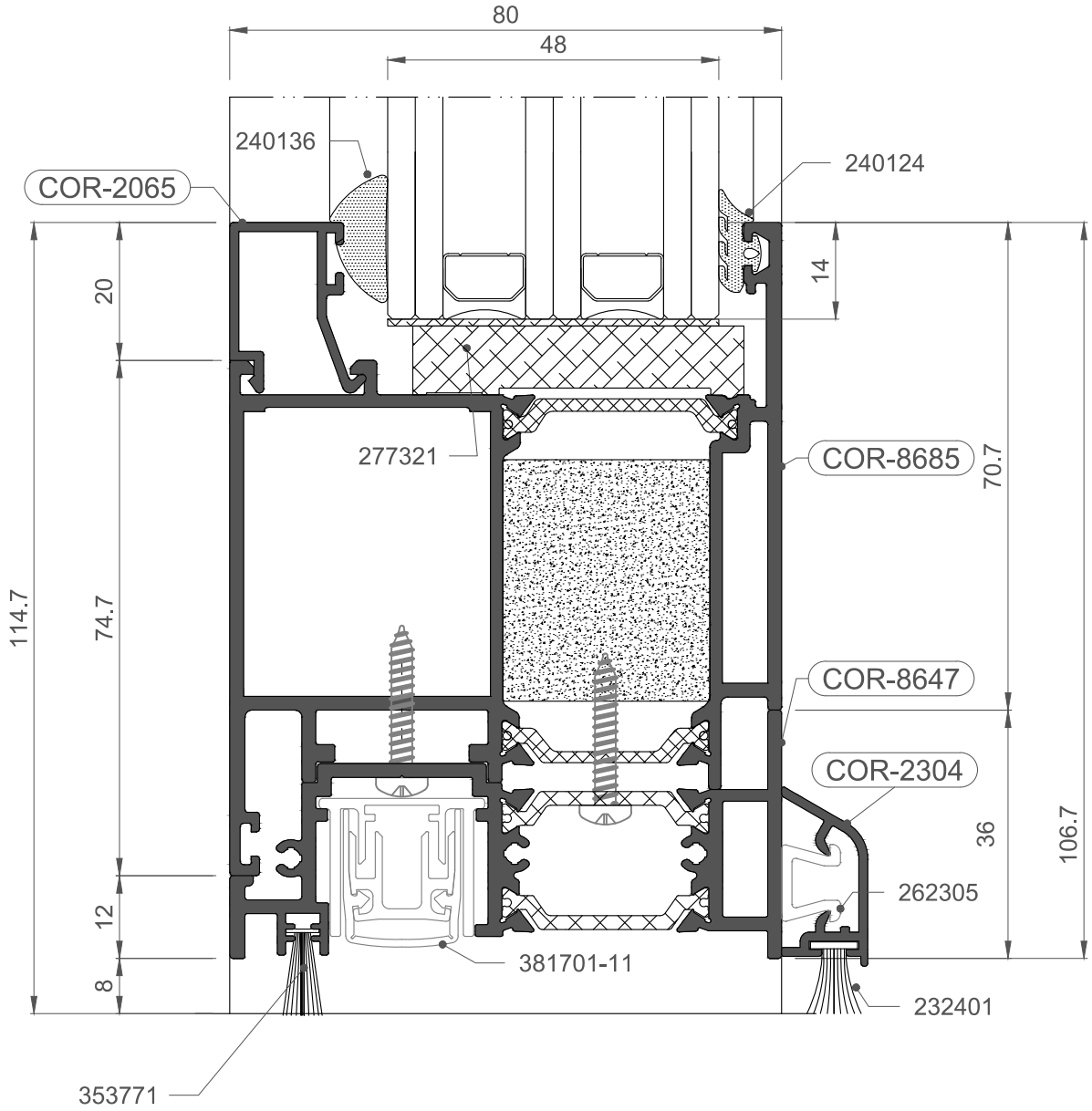
80
48
240136
240124
COR-2065
20
14
277321
COR-8685
70.7
114.7
74.7
COR-8647
COR-2304
36
106.7
262305
12
381701-11
8
232401
353771

PUERTA MILLENNIUM PLUS
Nudos constructivos MP80

MILLENNIUM PLUS DOOR
Constructive sections MP80

1:1

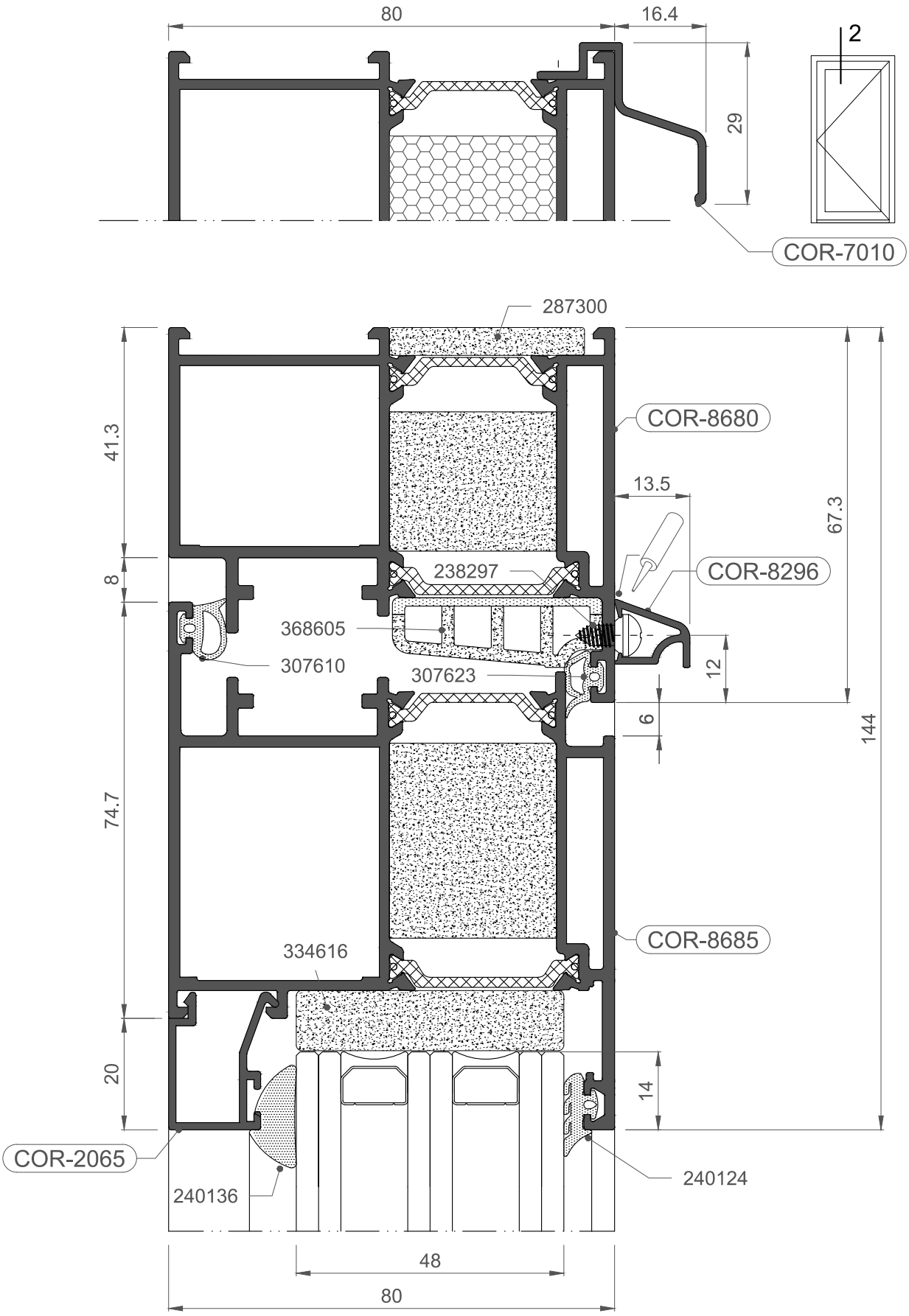

1:1

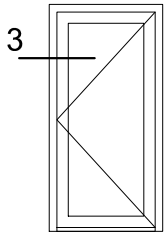
3

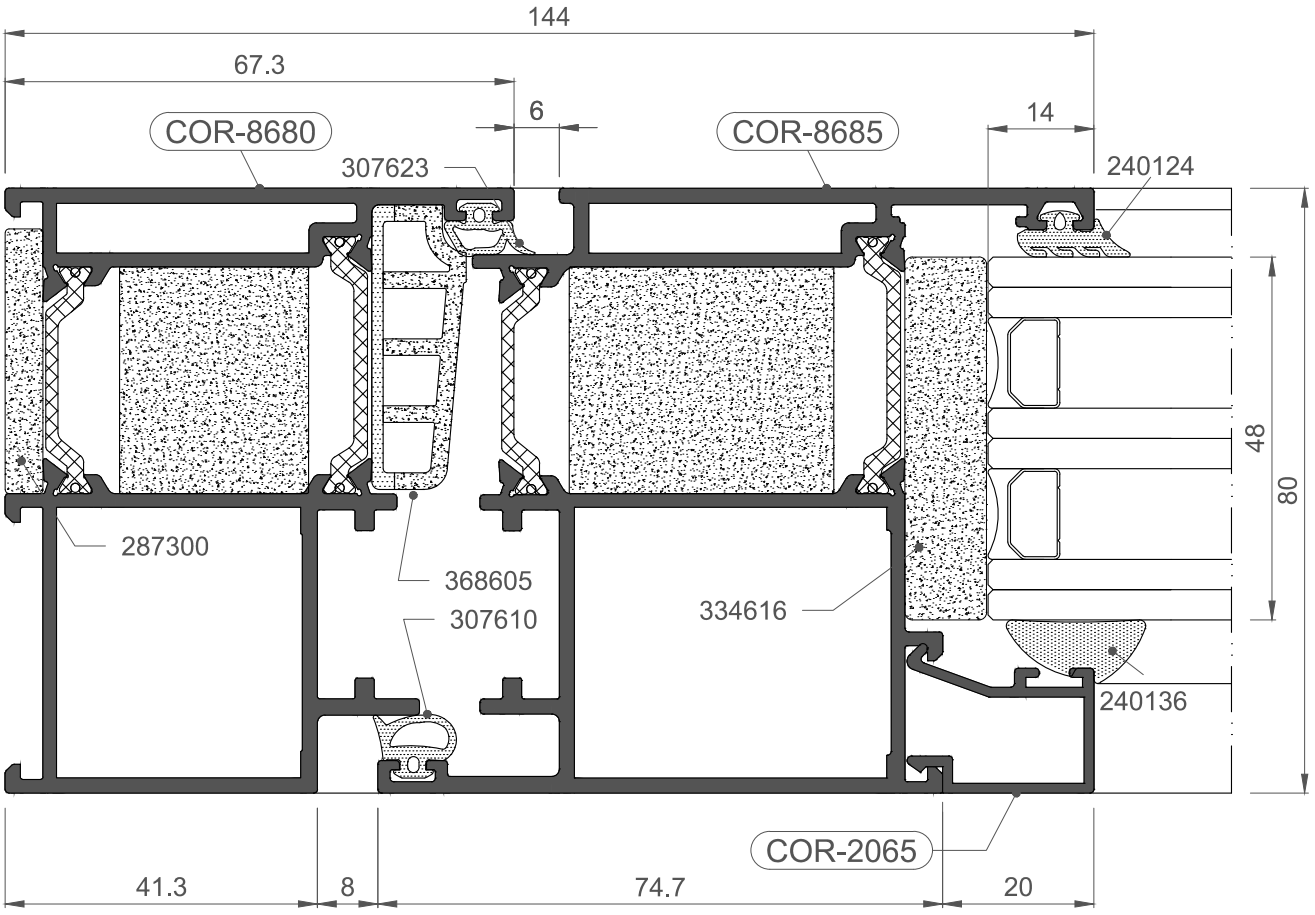
144
67.3
6
14
COR-8680
307623
COR-8685
240124
48
80
287300
368605
307610
334616
240136
COR-2065
41.3
8
74.7
20

PUERTA MILLENNIUM PLUS
Nudos constructivos MP80

MILLENNIUM PLUS DOOR
Constructive sections MP80

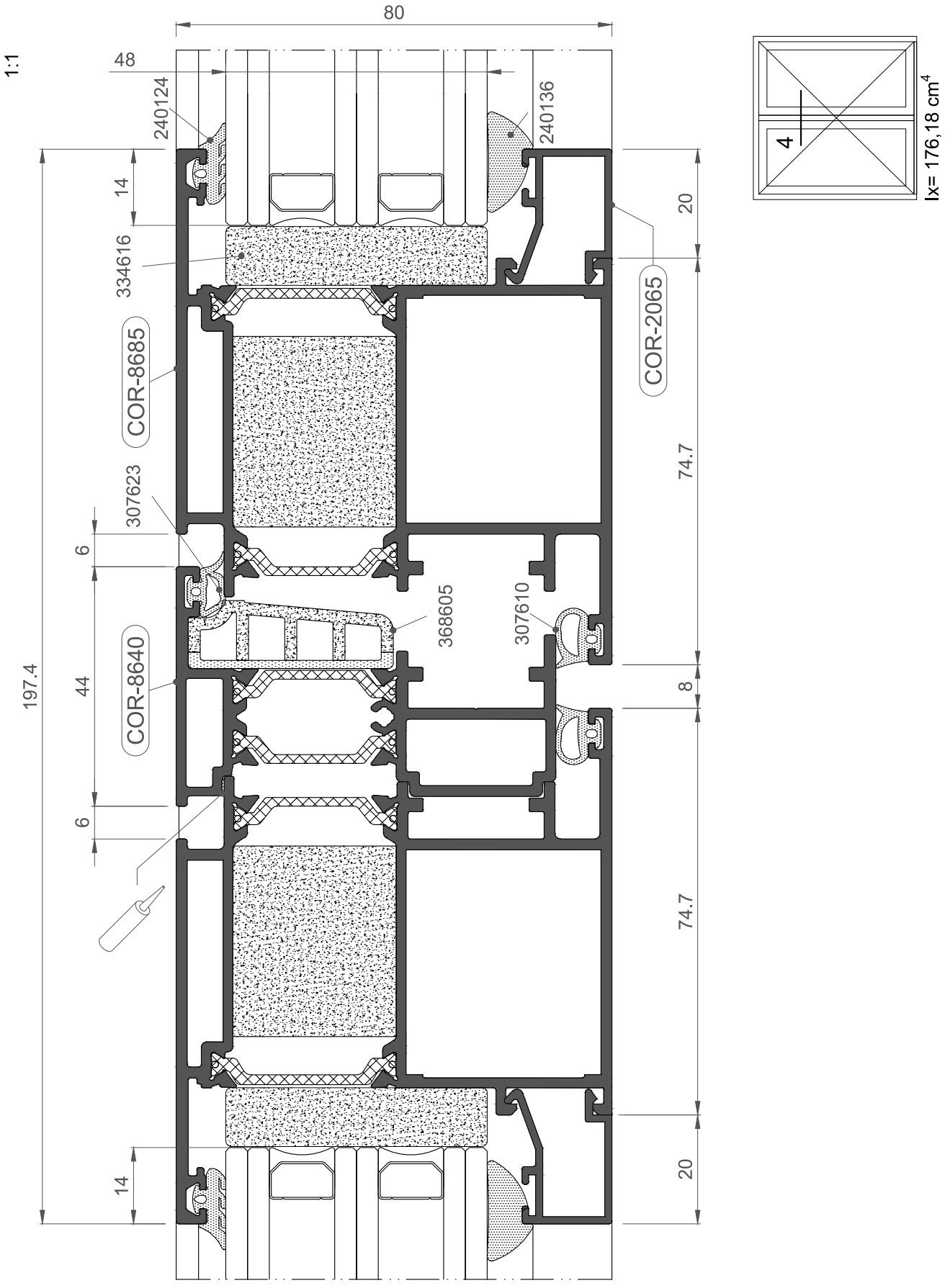

PUERTA MILLENNIUM PLUS
Nudos constructivos MP80

MILLENNIUM PLUS DOOR
Constructive sections MP80

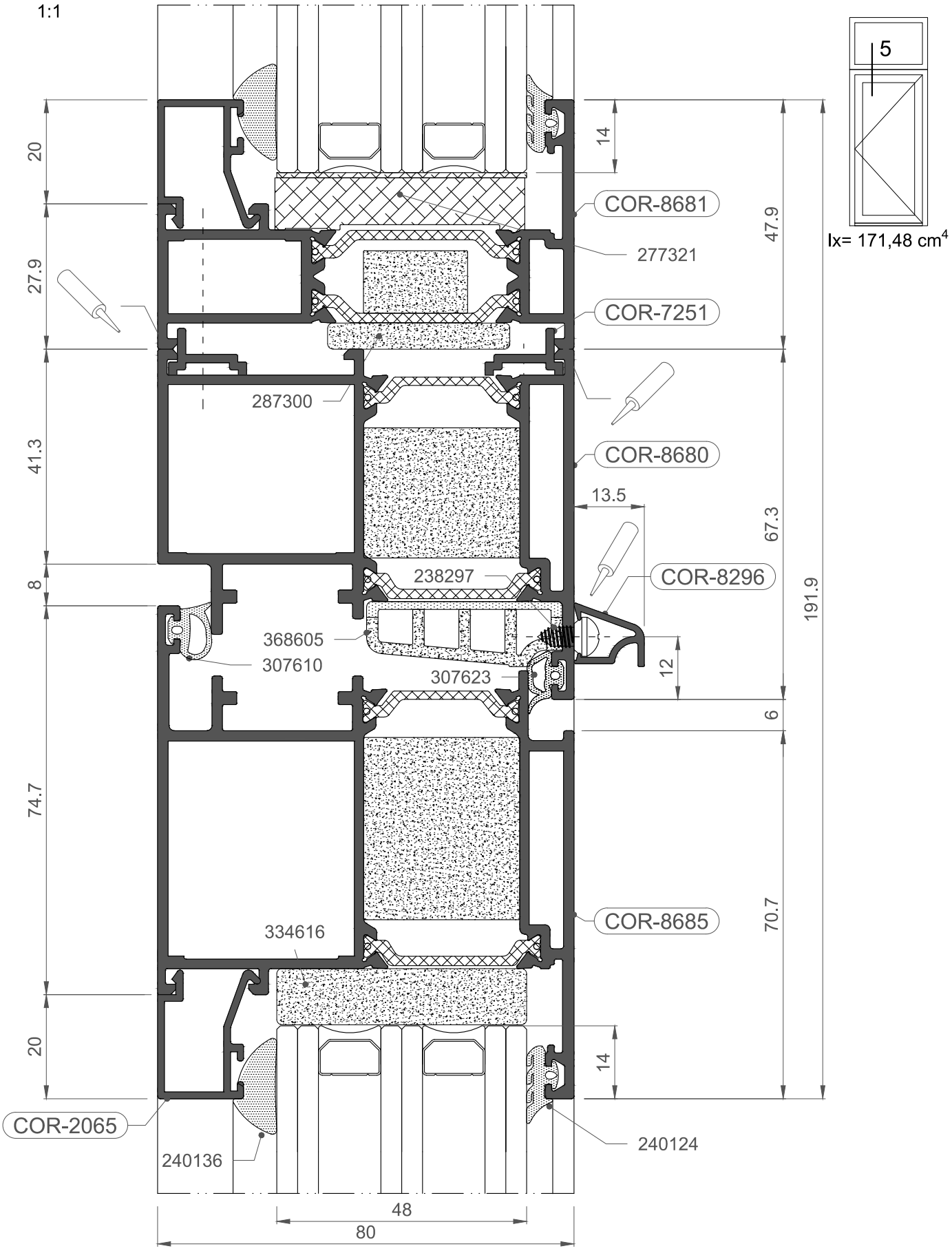

PUERTA MILLENNIUM PLUS
Nudos constructivos MP80

MILLENNIUM PLUS DOOR
Constructive sections MP80

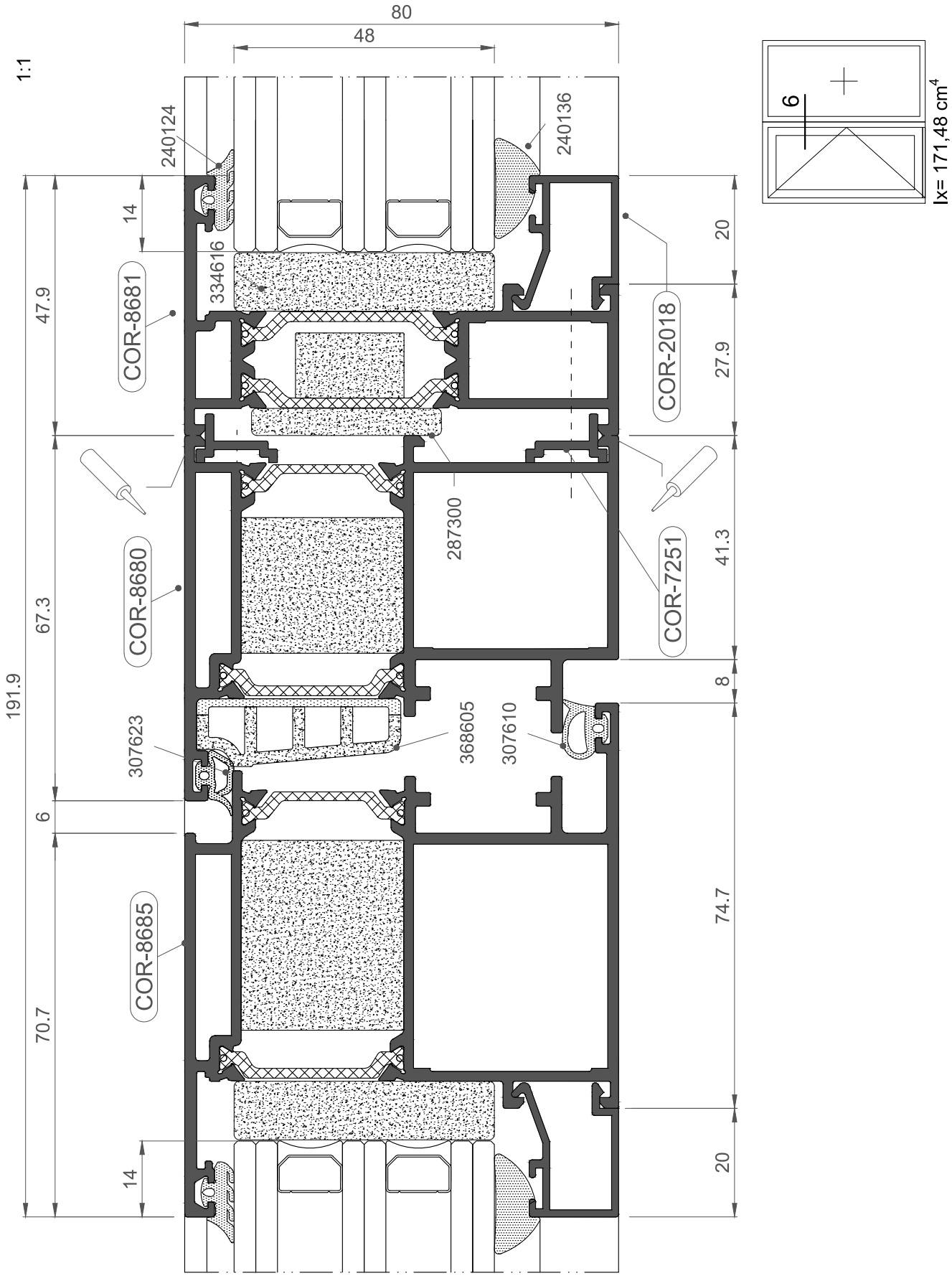

PUERTA MILLENNIUM PLUS
Nudos constructivos MP80

MILLENNIUM PLUS DOOR
Constructive sections MP80

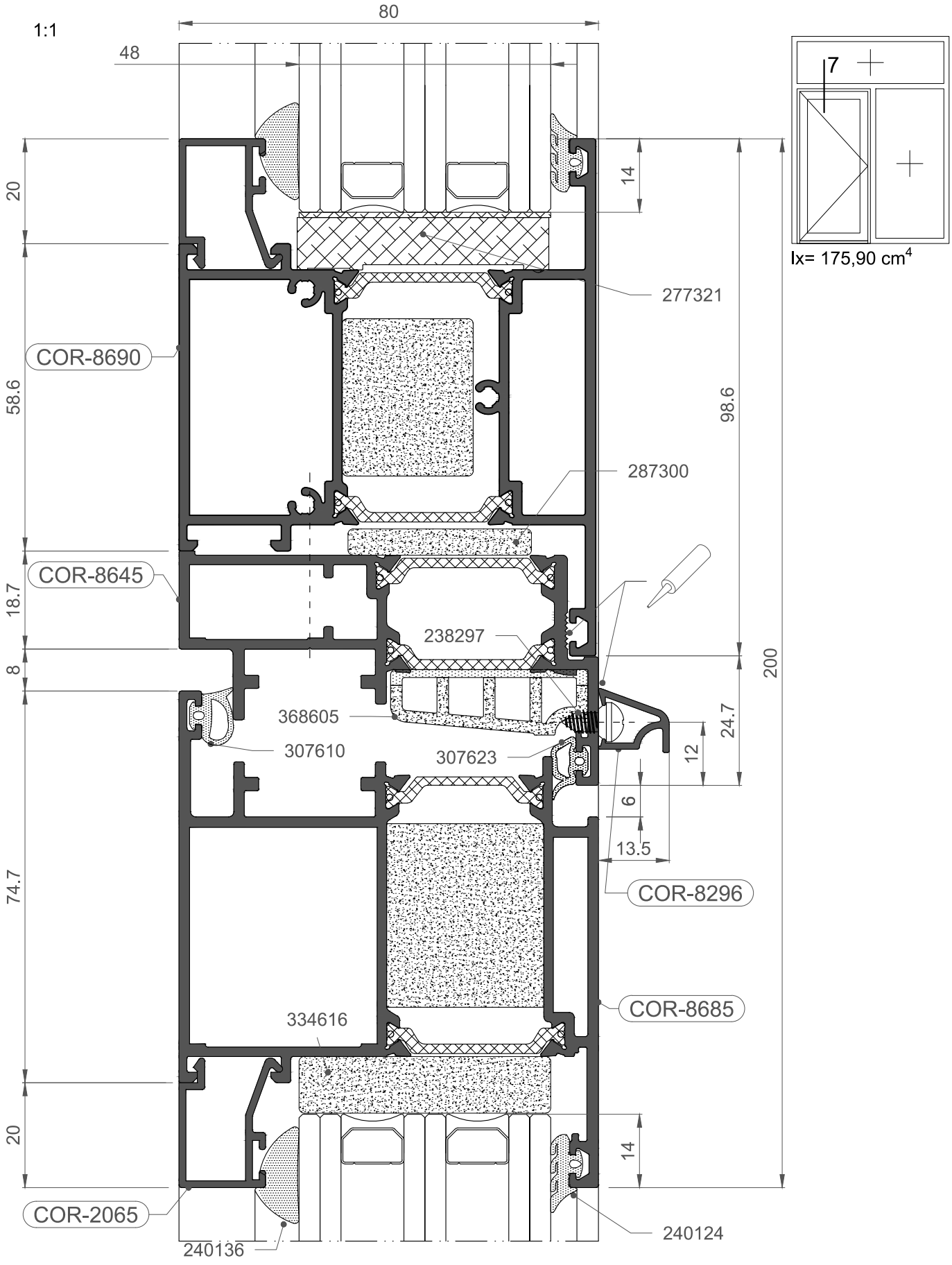

PUERTA MILLENNIUM PLUS
Nudos constructivos MP80

MILLENNIUM PLUS DOOR
Constructive sections MP80

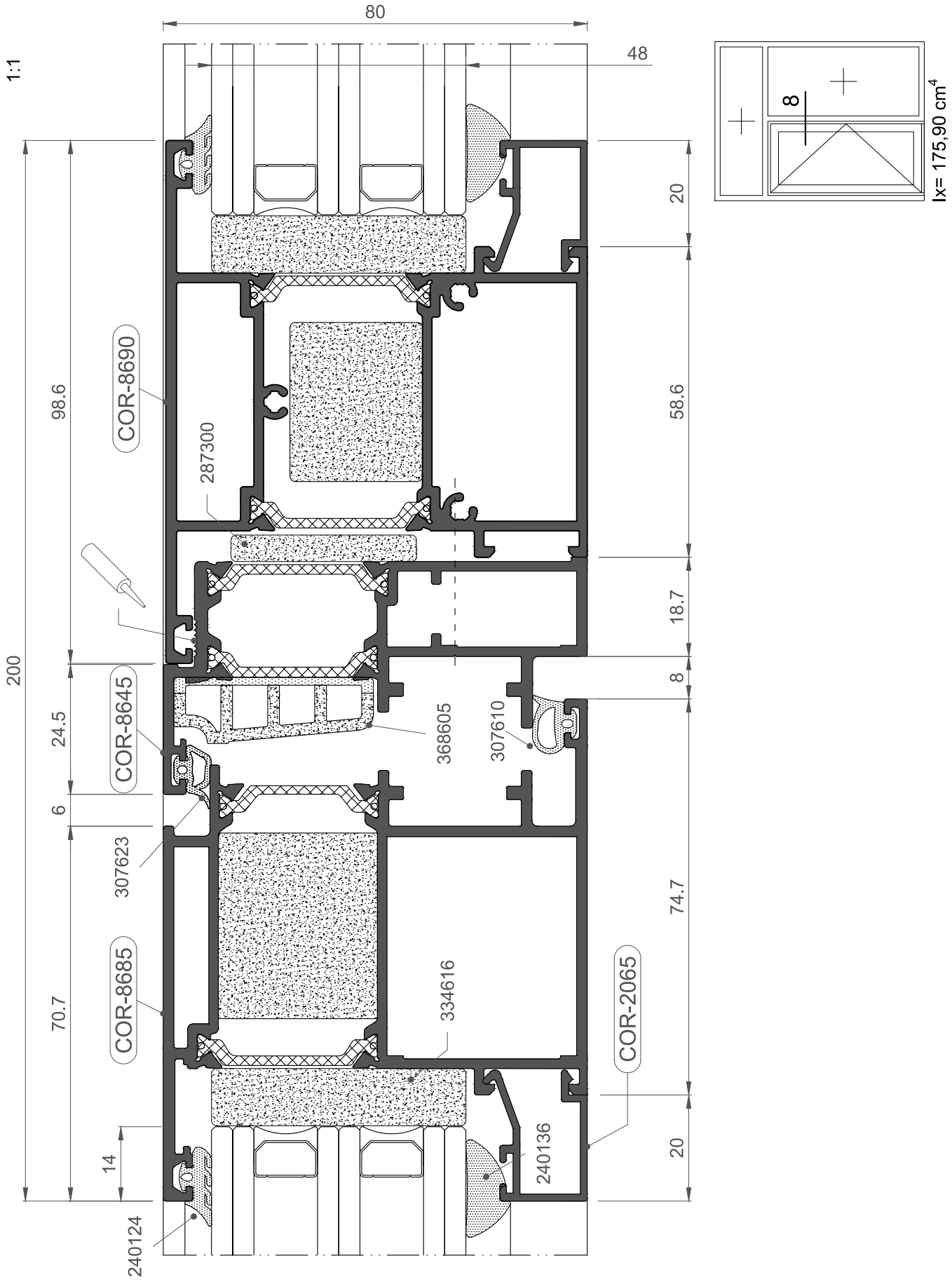

1:1

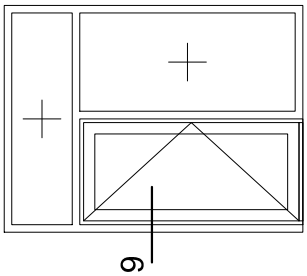
9

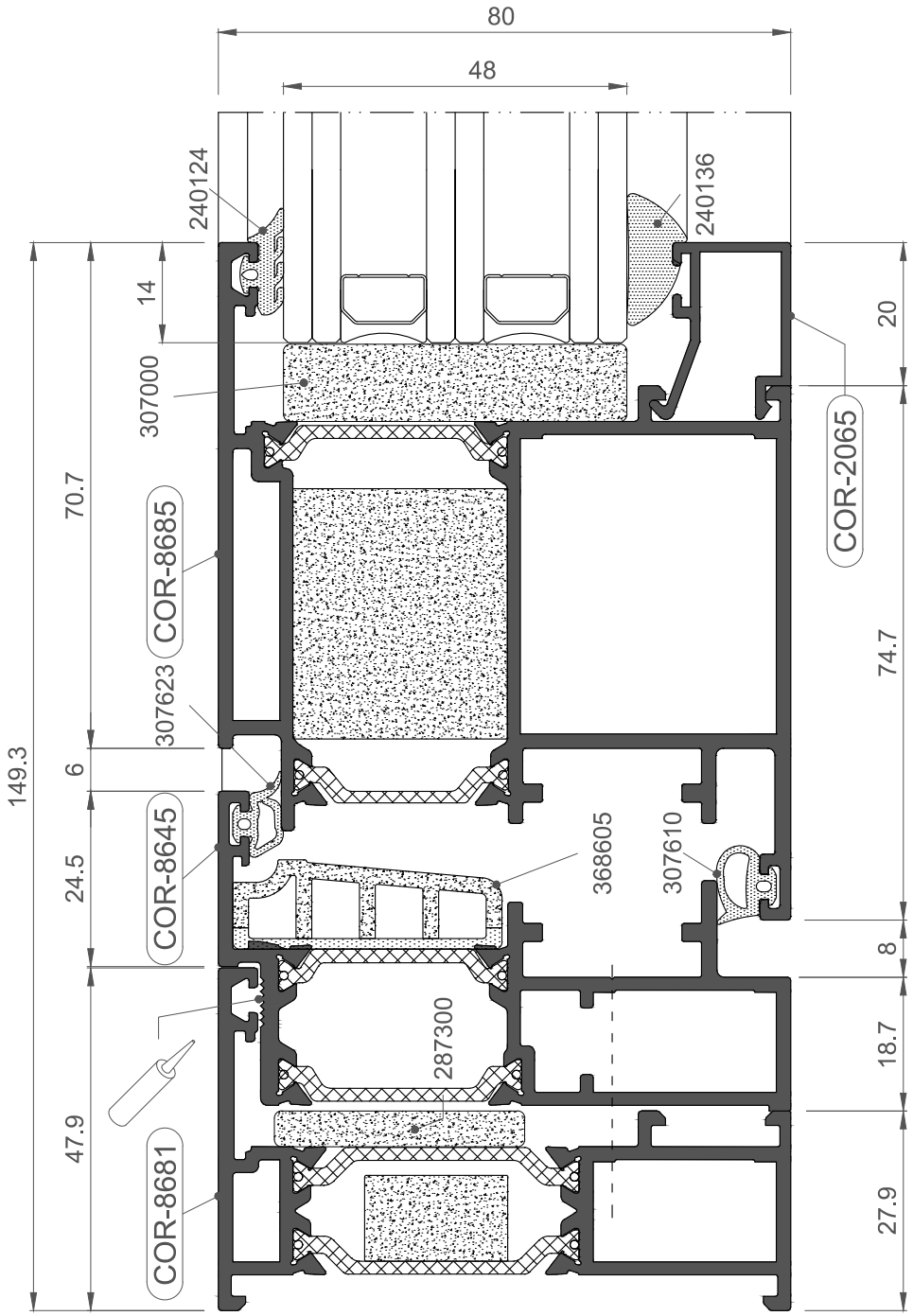
80
48
240124
240136
14
307000
70.7
COR-8685
307623
149.3
6
24.5
COR-8645
47.9
COR-8681
368605
307610
287300
20
COR-2065
74.7
8
18.7
27.9

1:1

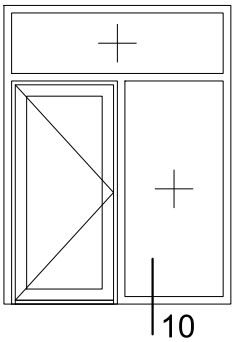
10

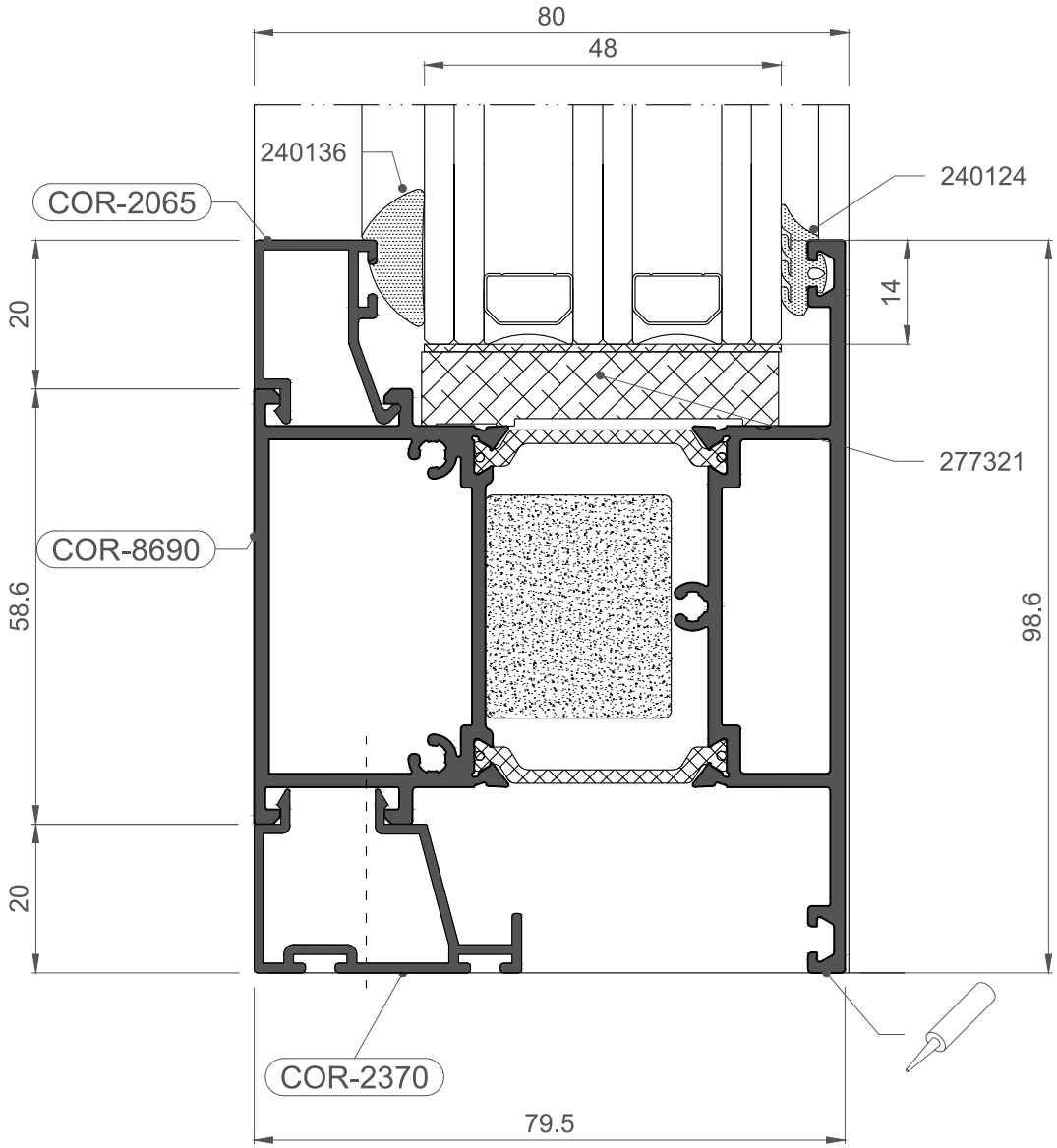
80
48
240136
240124
COR-2065
20
14
277321
COR-8690
58.6
98.6
20
COR-2370
79.5

1:1

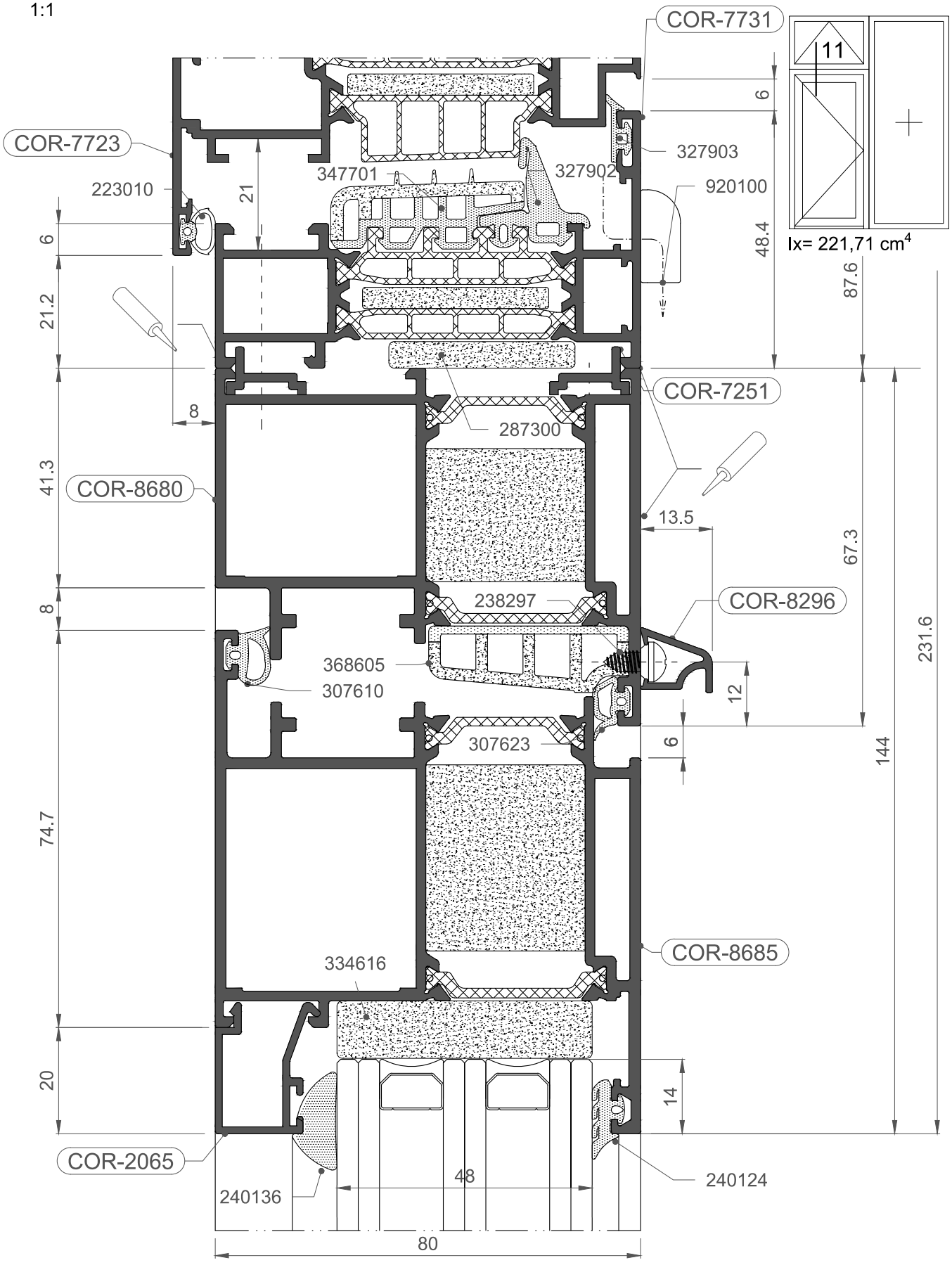
COR-7731
COR-7723
COR-7251
COR-8680
COR-8296
COR-8685
COR-2065
223010
347701
327902
327903
920100
287300
238297
368605
307610
307623
334616
240136
240124
11
Ix= 221,71 cm4
6
21
21.2
41.3
8
74.7
20
48.4
87.6
67.3
231.6
144
13.5
12
14
48
80

1:1

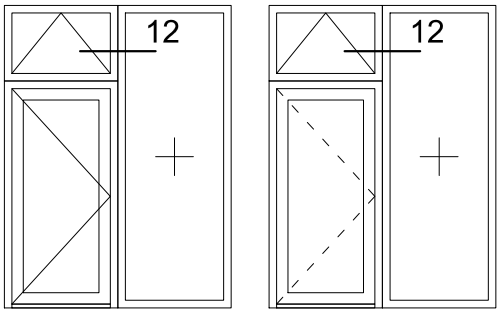

Ix= 133,79 cm^4

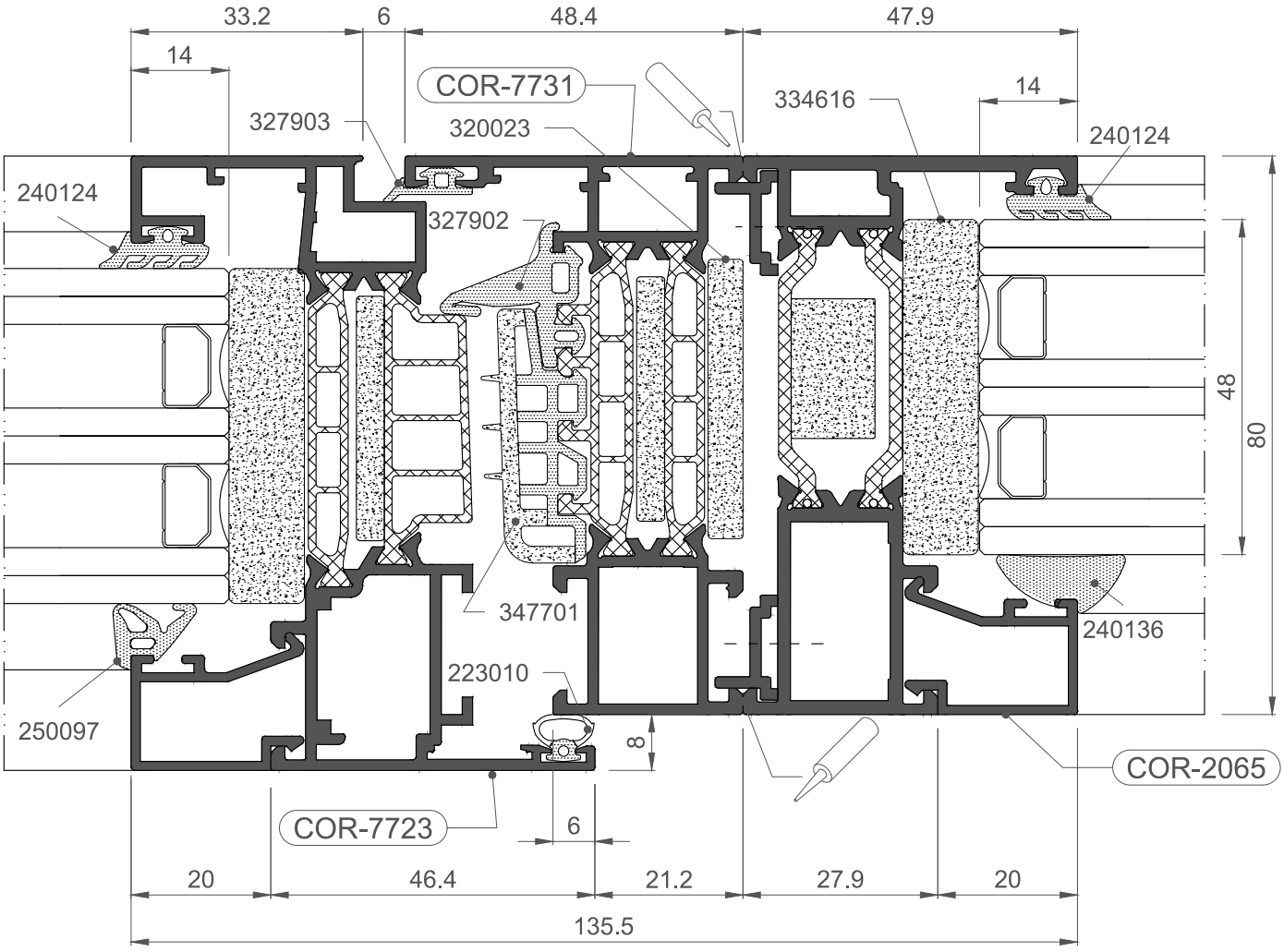

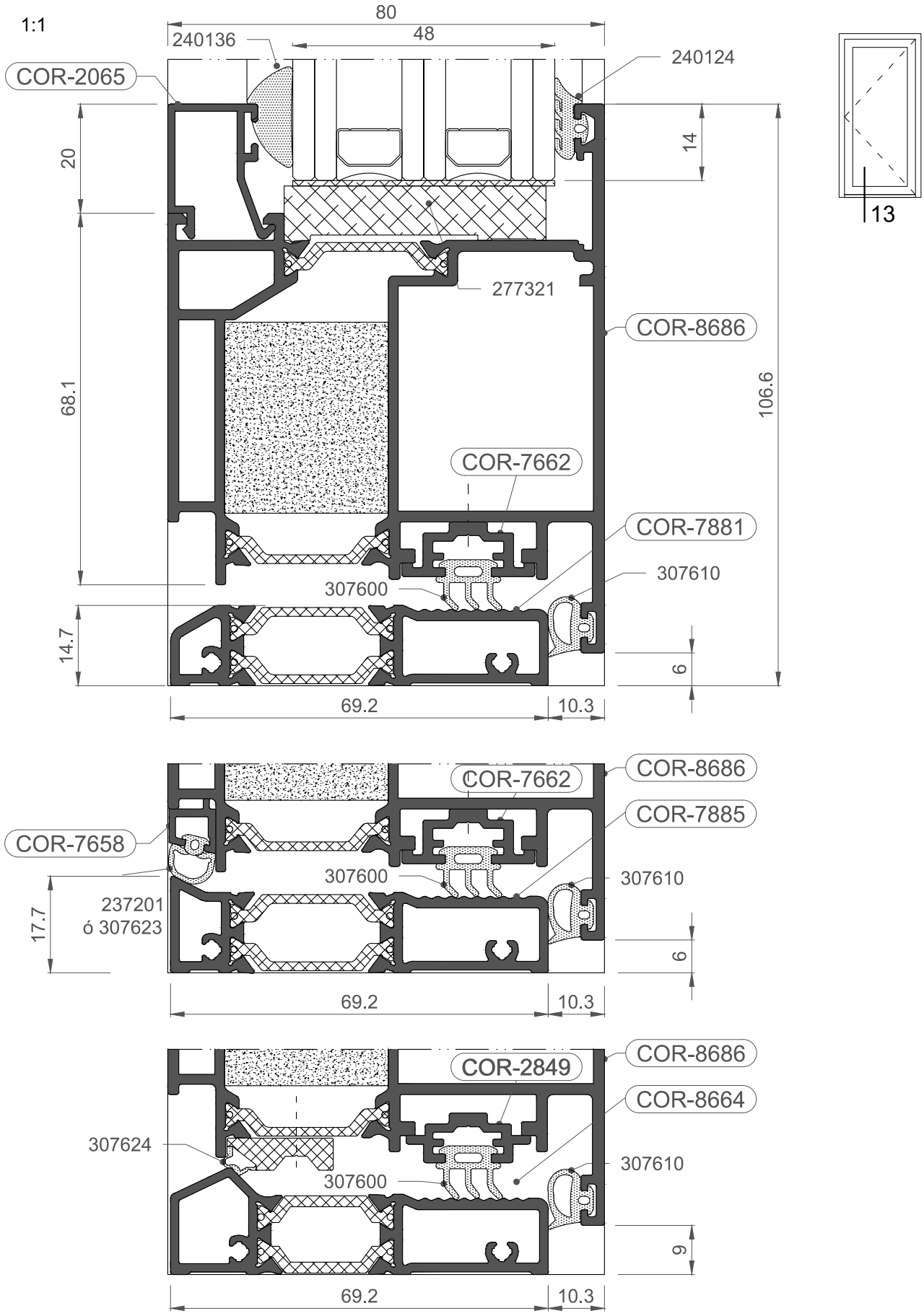
1:1
80
48
240136
240124
COR-2065
20
14
68.1
106.6
277321
COR-8686
COR-7662
COR-7881
307610
307600
14.7
6
69.2
10.3
13
COR-8686
COR-7662
COR-7885
COR-7658
307600
307610
237201
ó 307623
17.7
6
69.2
10.3
COR-8686
COR-2849
COR-8664
307624
307610
307600
9
69.2
10.3

1:1

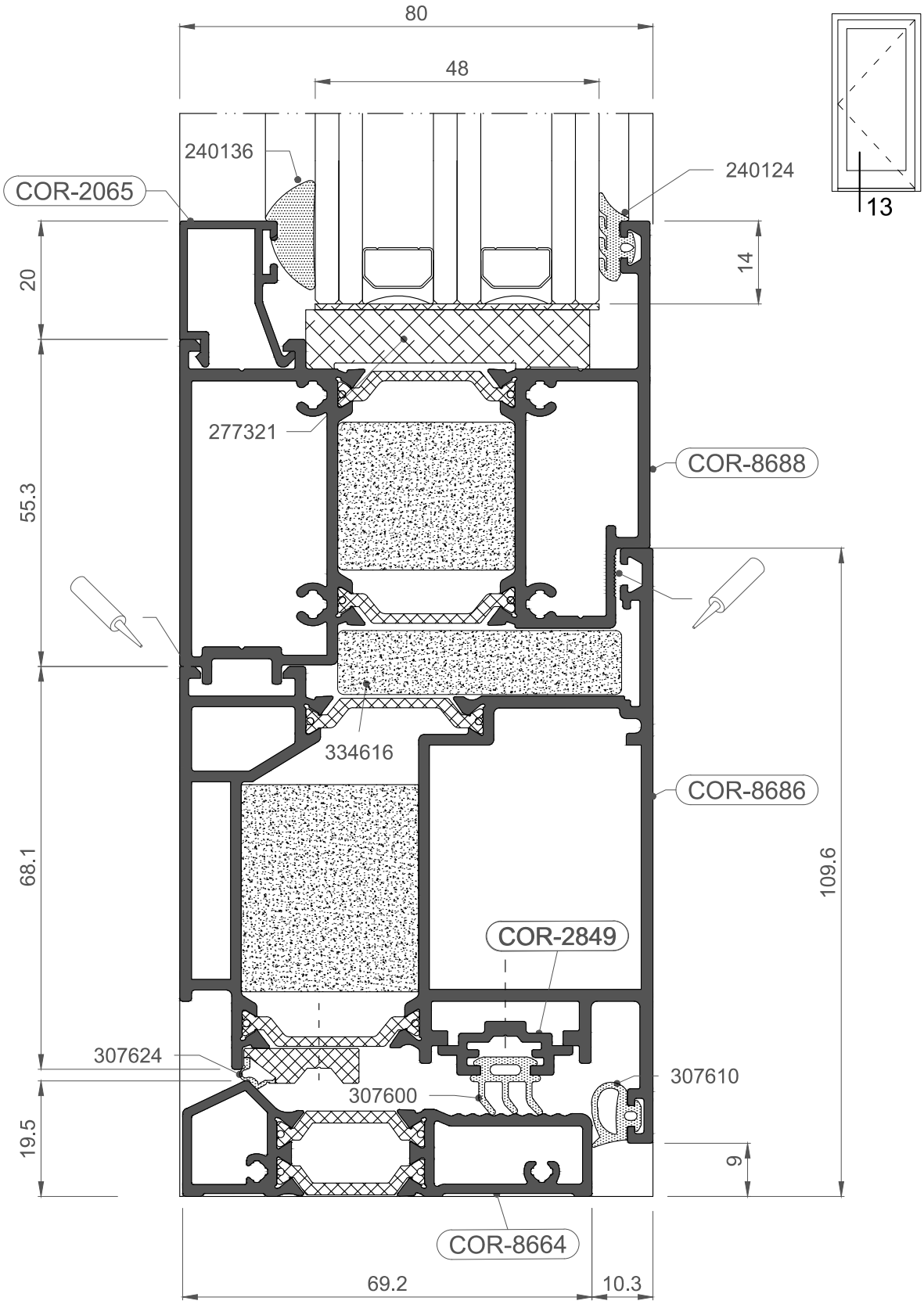
80
48
240136
240124
COR-2065
13
20
14
277321
COR-8688
55.3
334616
COR-8686
68.1
109.6
COR-2849
307624
307610
307600
19.5
9
COR-8664
69.2
10.3

1:1

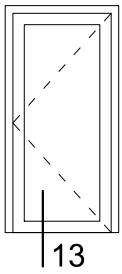
13

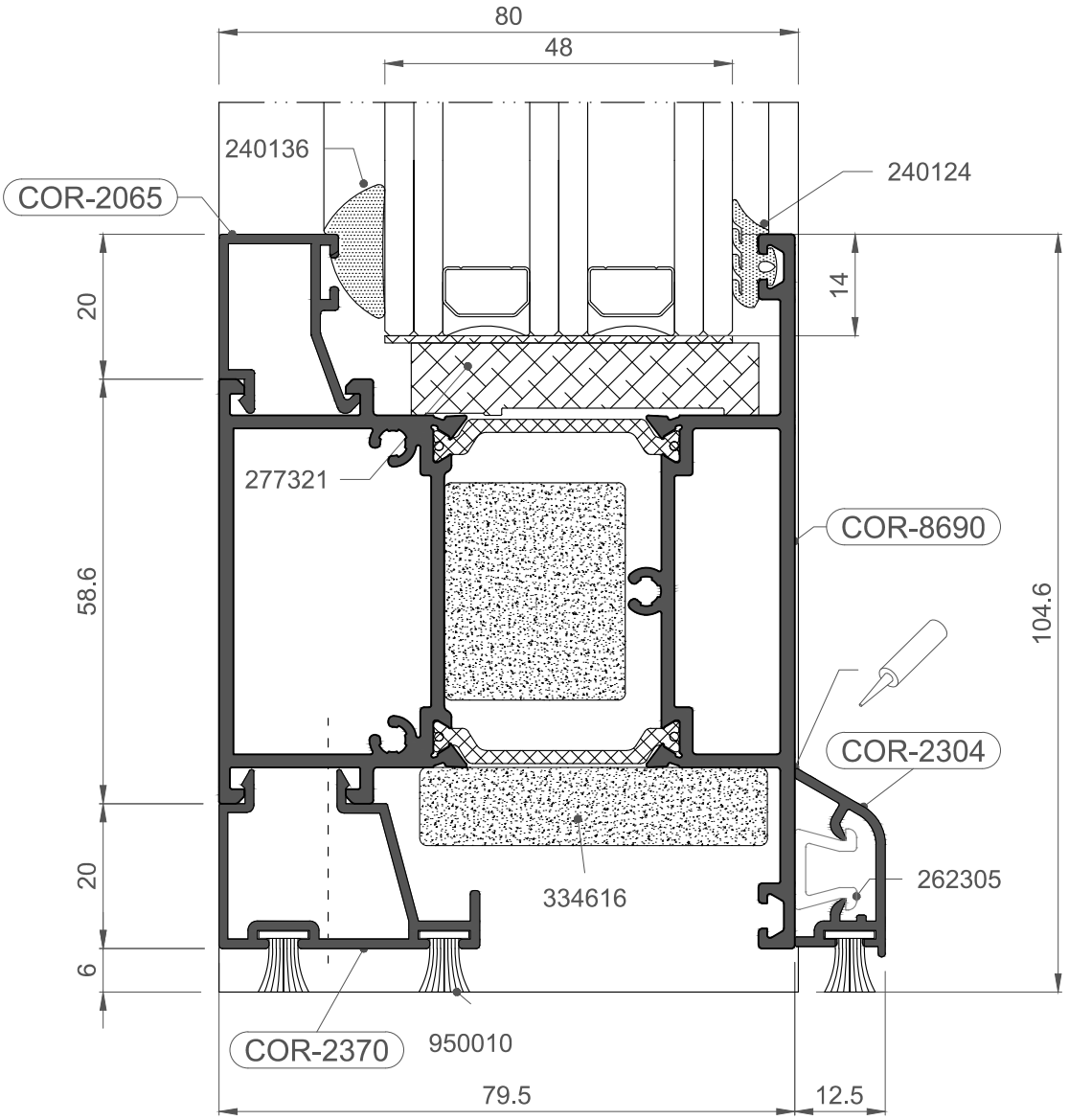
80
48
240136
240124
COR-2065
20
14
277321
COR-8690
58.6
104.6
COR-2304
20
262305
334616
6
COR-2370
950010
79.5
12.5

1:1

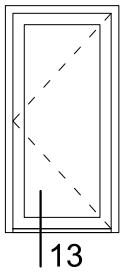
13

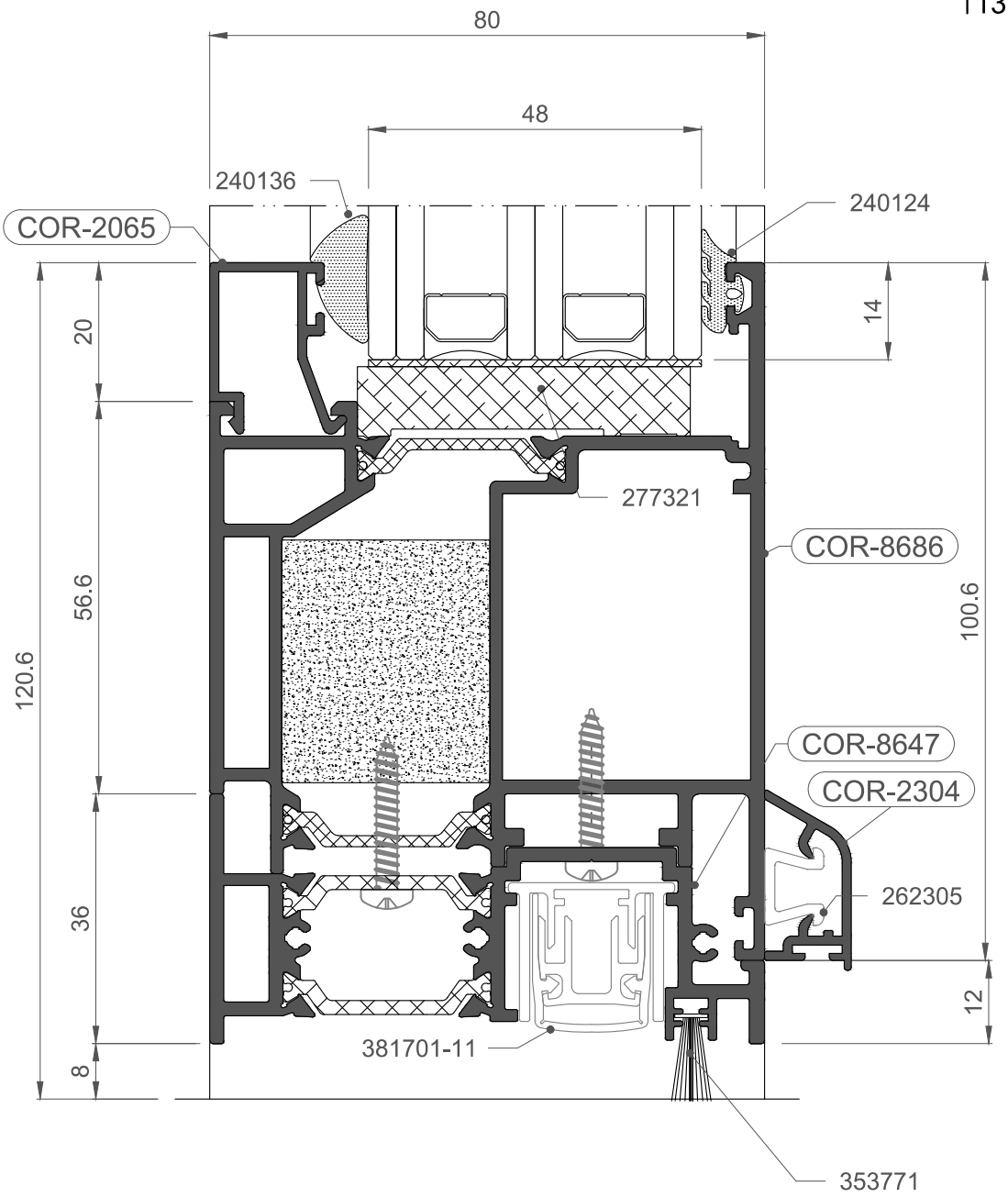
80
48
240136
240124
COR-2065
20
14
277321
COR-8686
56.6
100.6
120.6
COR-8647
COR-2304
262305
36
12
381701-11
8
353771

PUERTA MILLENNIUM PLUS
Nudos constructivos MP80

MILLENNIUM PLUS DOOR
Constructive sections MP80

1:1

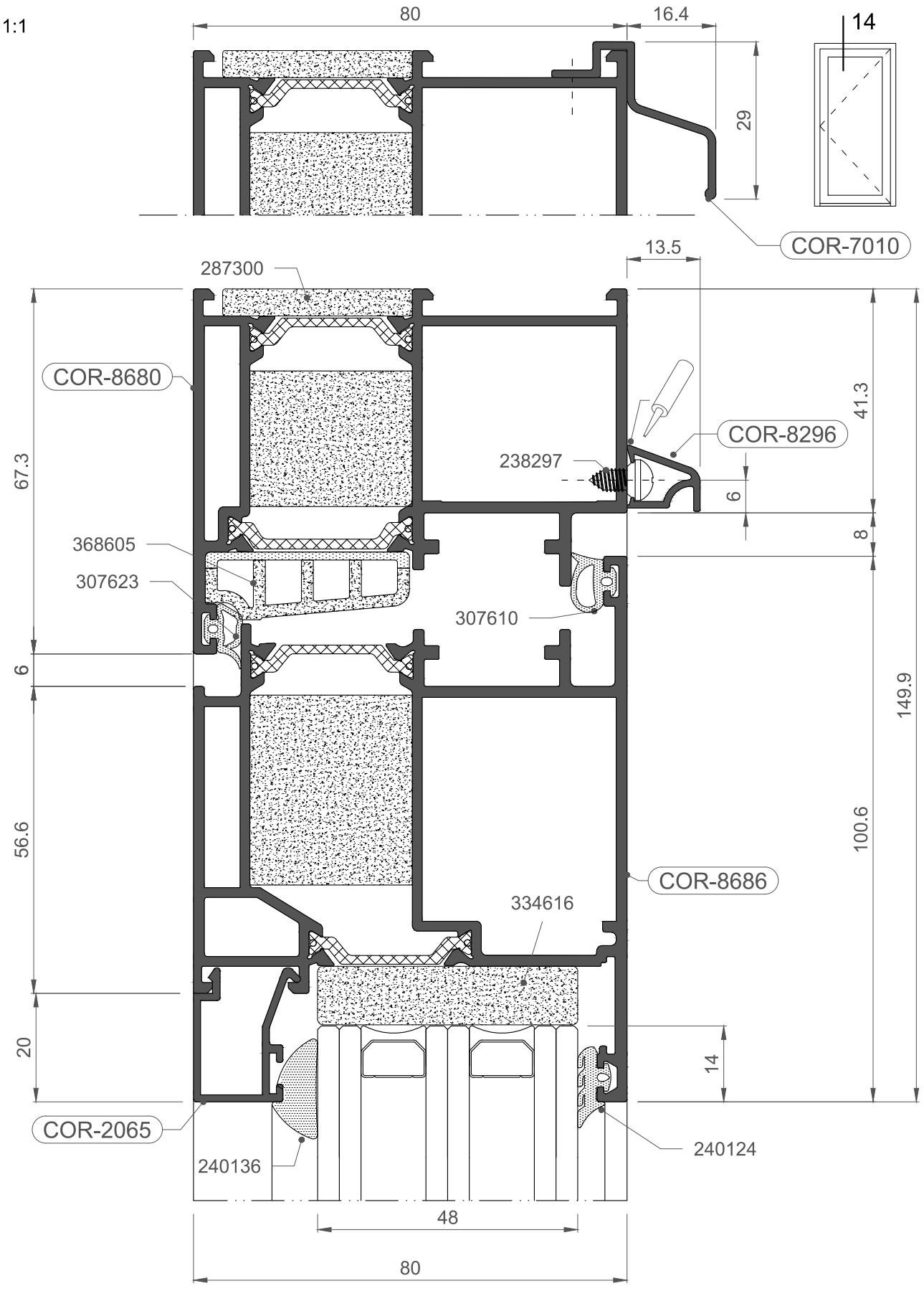

1:1

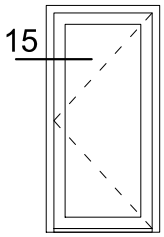
15

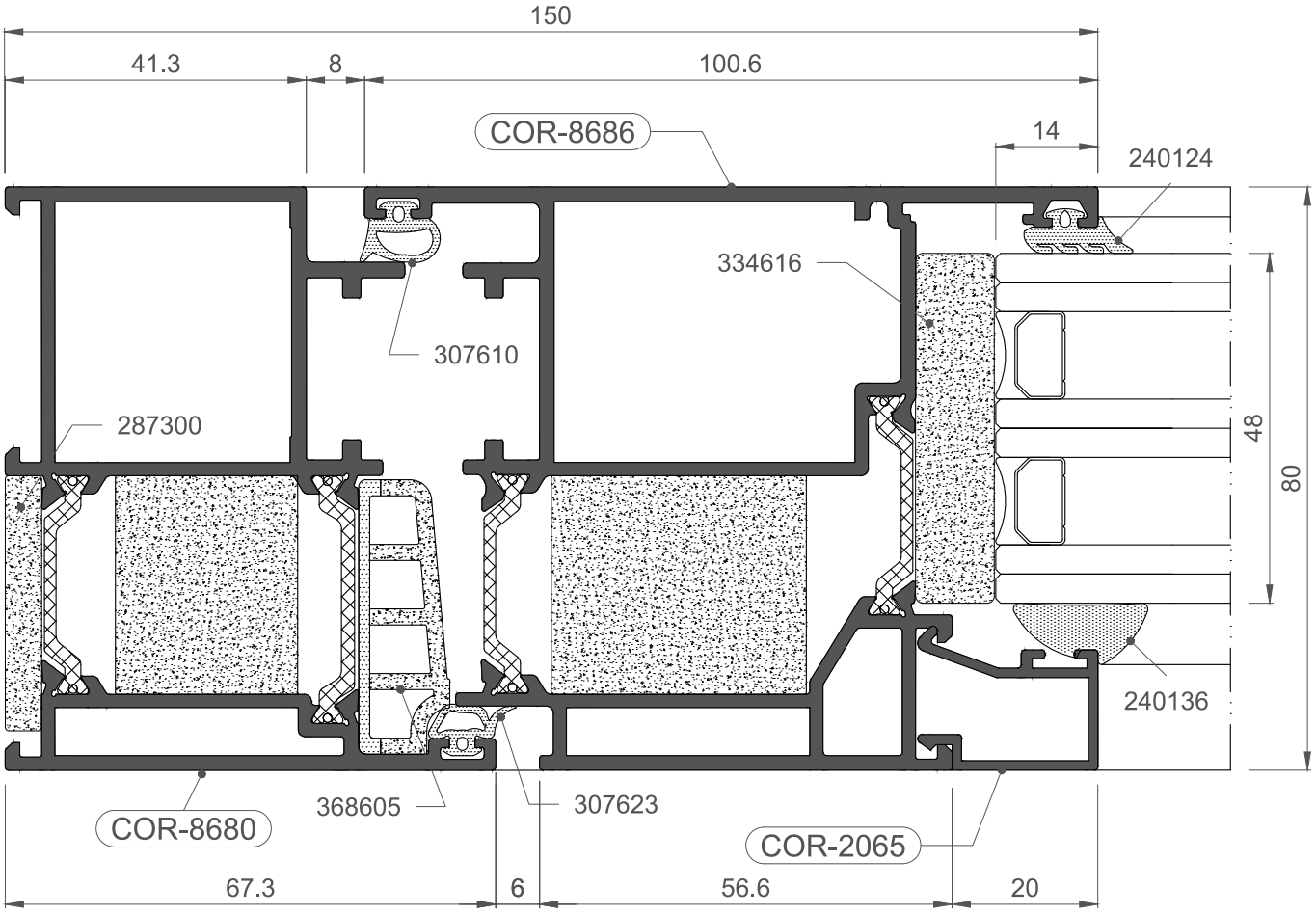
150
41.3
8
100.6
COR-8686
14
240124
334616
307610
287300
48
80
240136
368605
307623
COR-8680
COR-2065
67.3
6
56.6
20

PUERTA MILLENNIUM PLUS
Nudos constructivos MP80

MILLENNIUM PLUS DOOR
Constructive sections MP80

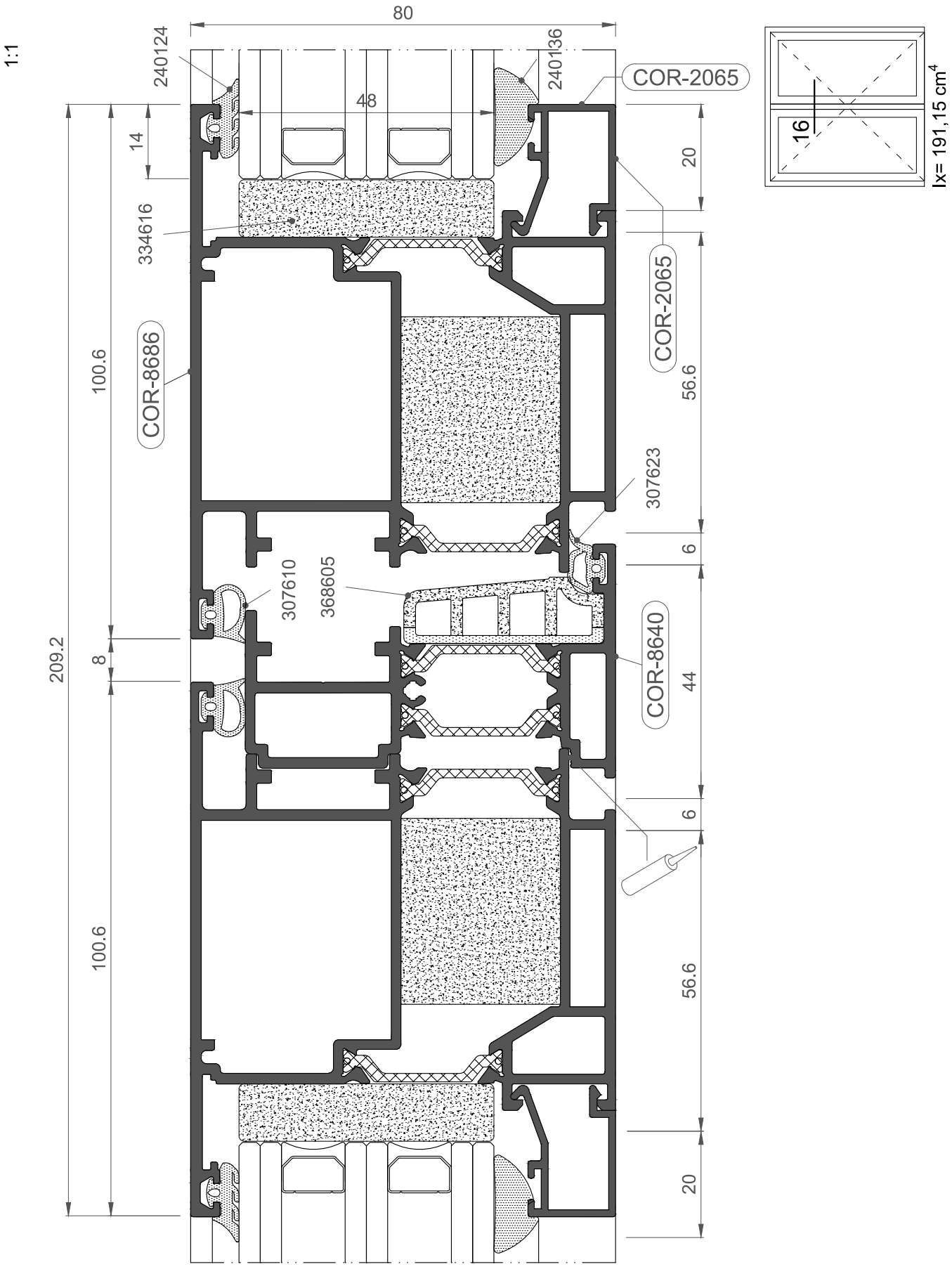

PUERTA MILLENNIUM PLUS
Nudos constructivos MP80

MILLENNIUM PLUS DOOR
Constructive sections MP80

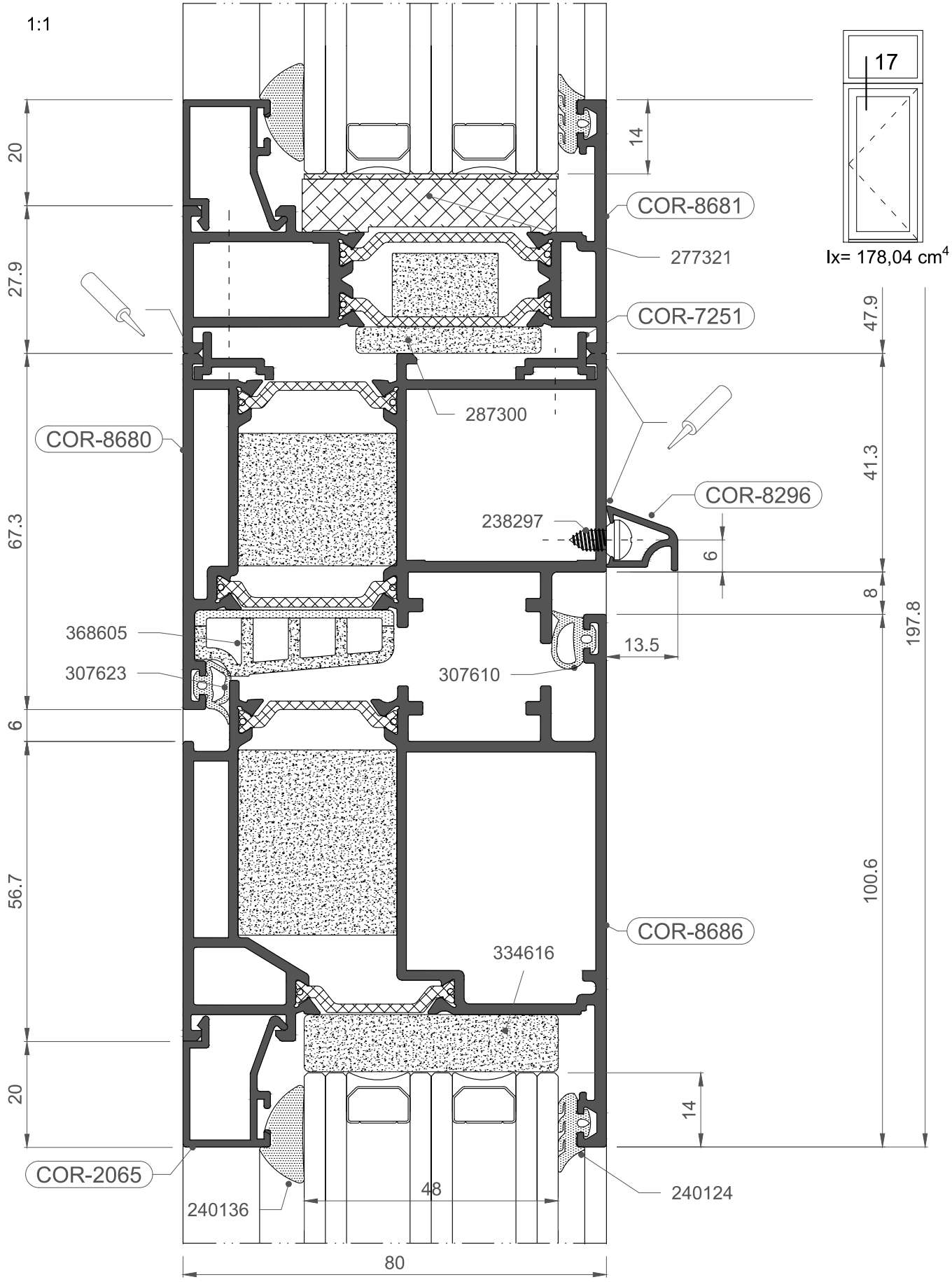

PUERTA MILLENNIUM PLUS
Nudos constructivos MP80

MILLENNIUM PLUS DOOR
Constructive sections MP80

1:1

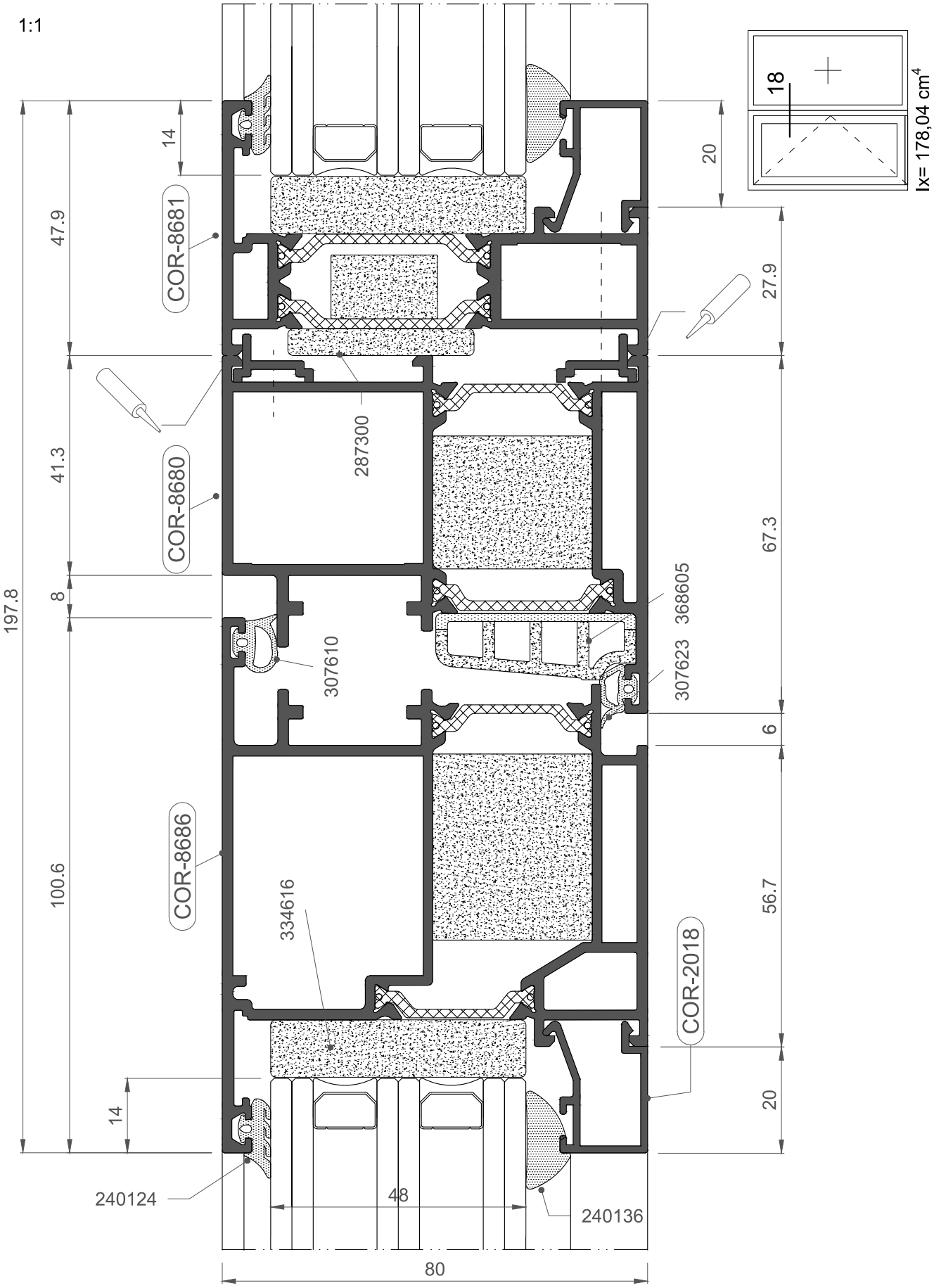

PUERTA MILLENNIUM PLUS
Nudos constructivos MP80

MILLENNIUM PLUS DOOR
Constructive sections MP80

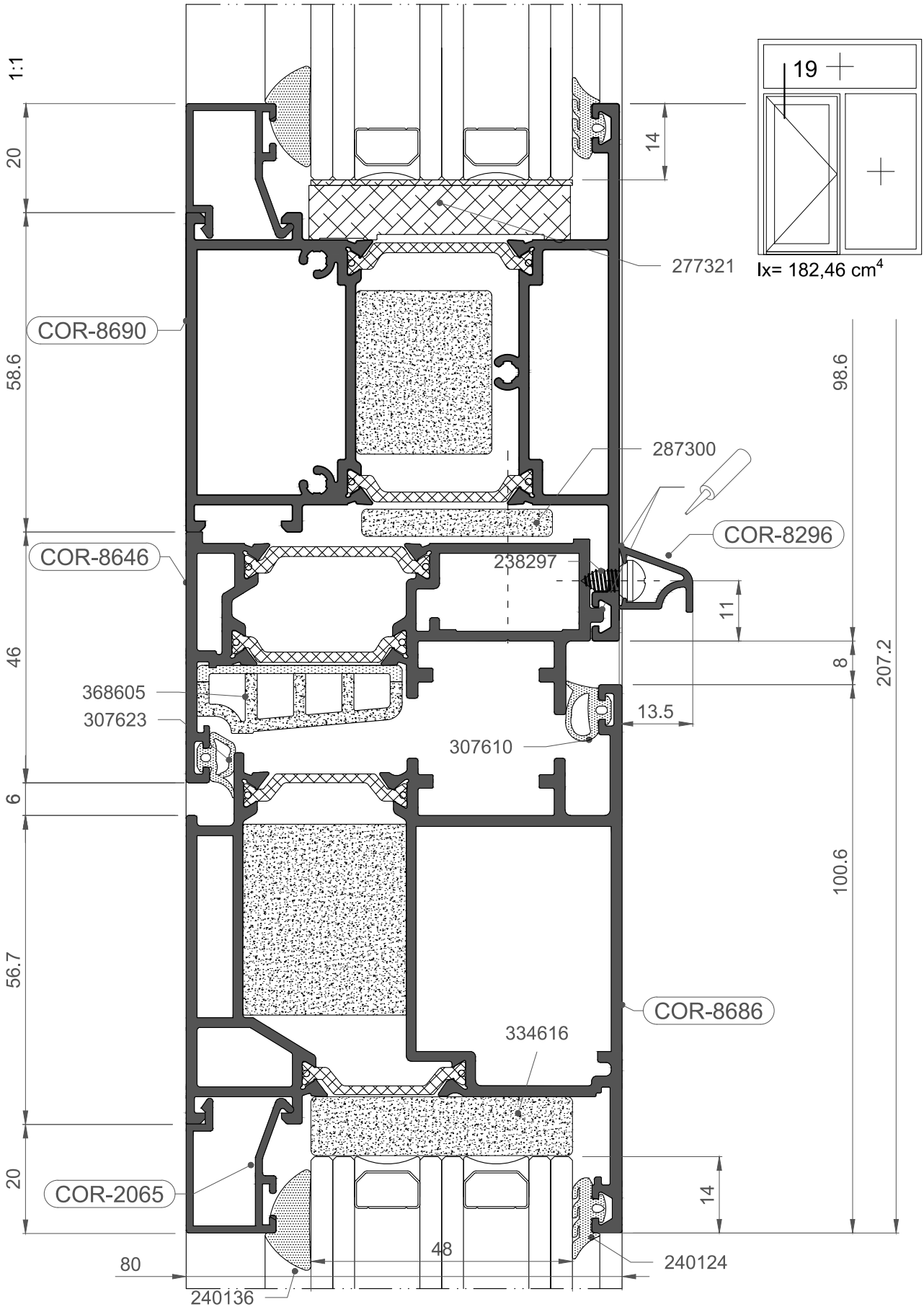

PUERTA MILLENNIUM PLUS
Nudos constructivos MP80

MILLENNIUM PLUS DOOR
Constructive sections MP80

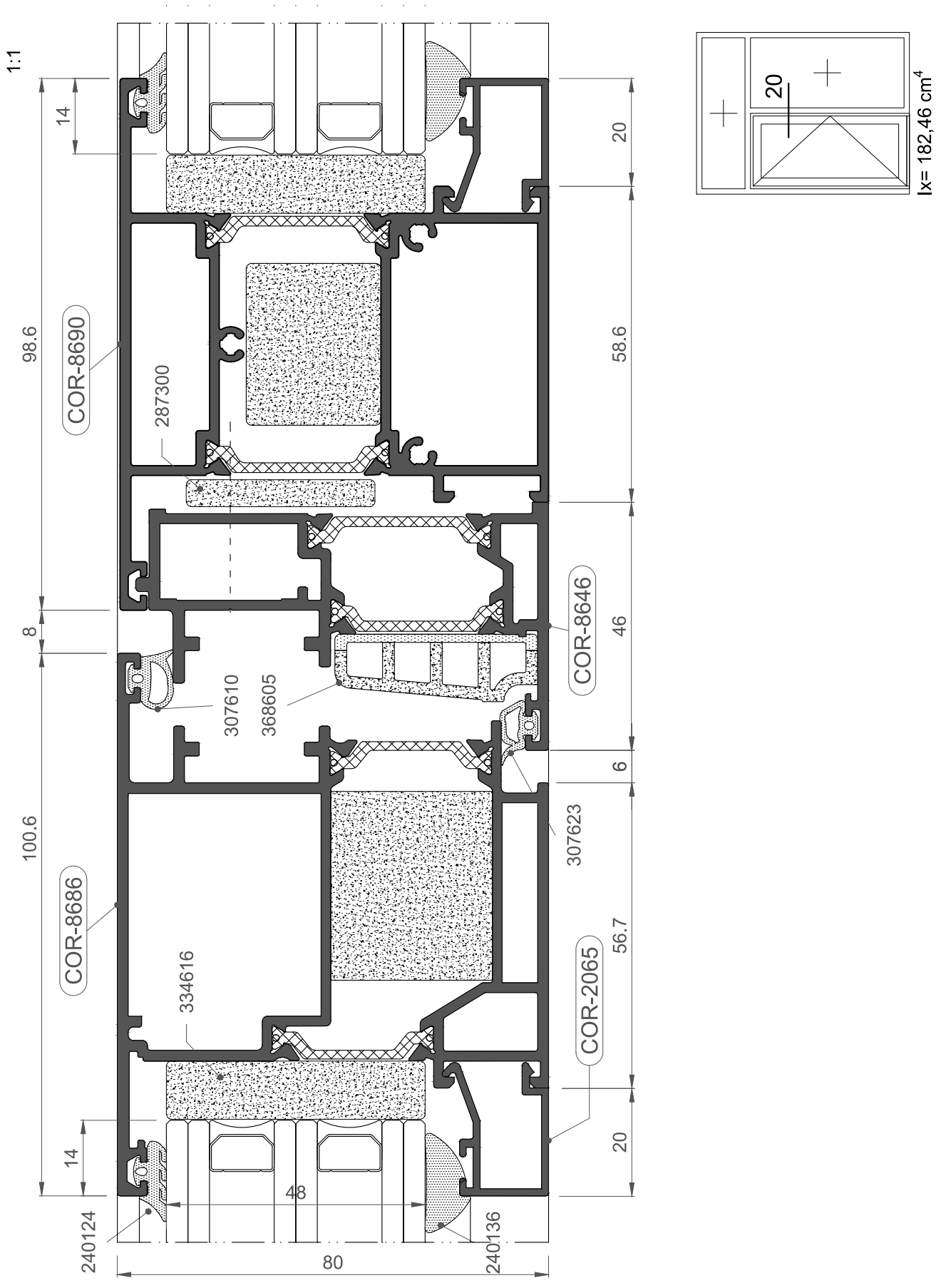

1:1

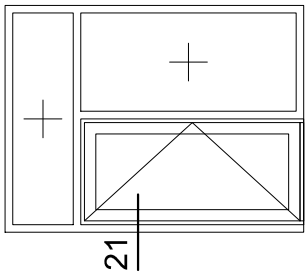
21

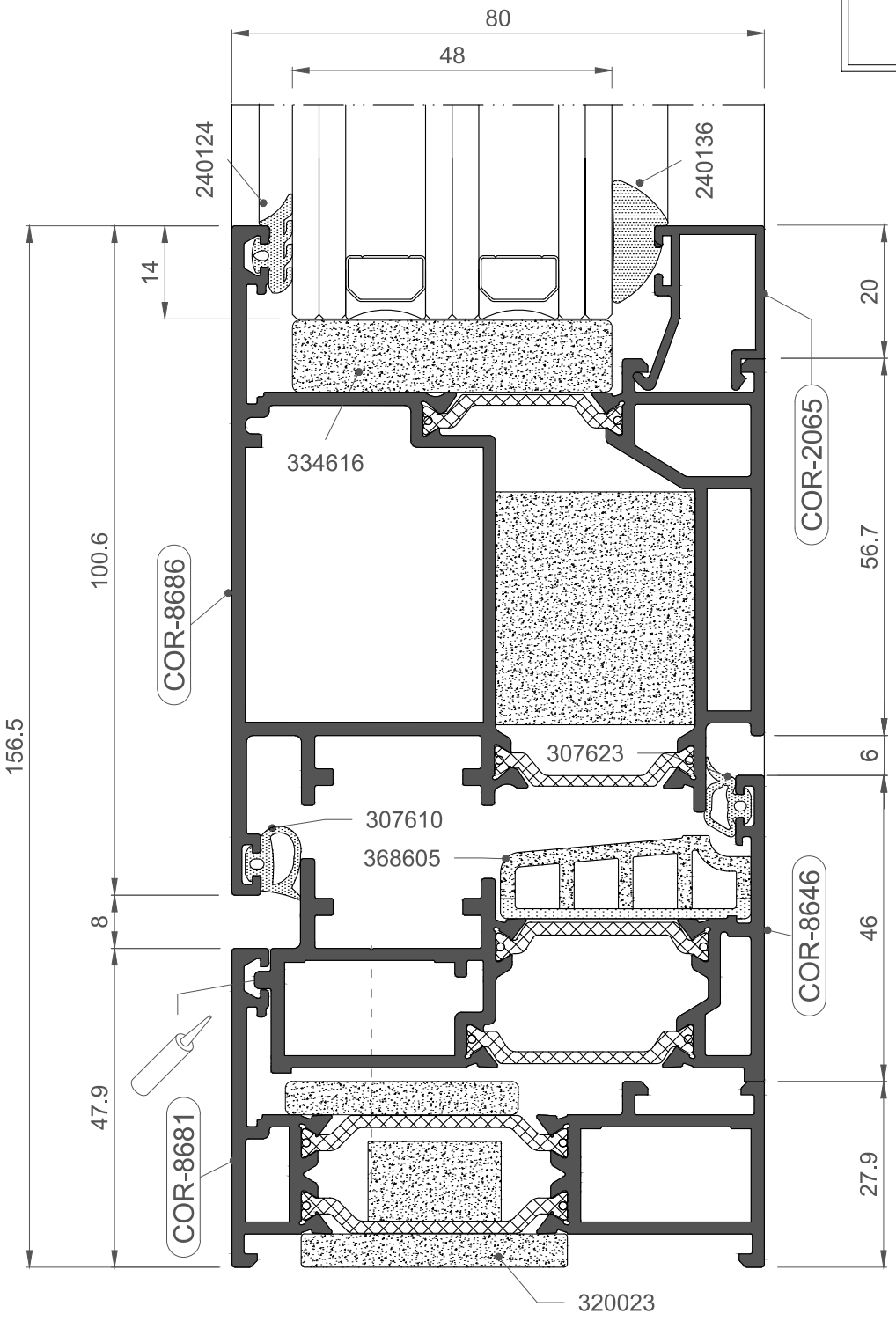
80
48
240124
240136
14
20
334616
COR-2065
COR-8686
100.6
56.7
156.5
307623
6
307610
368605
8
COR-8646
46
47.9
COR-8681
27.9
320023

1:1

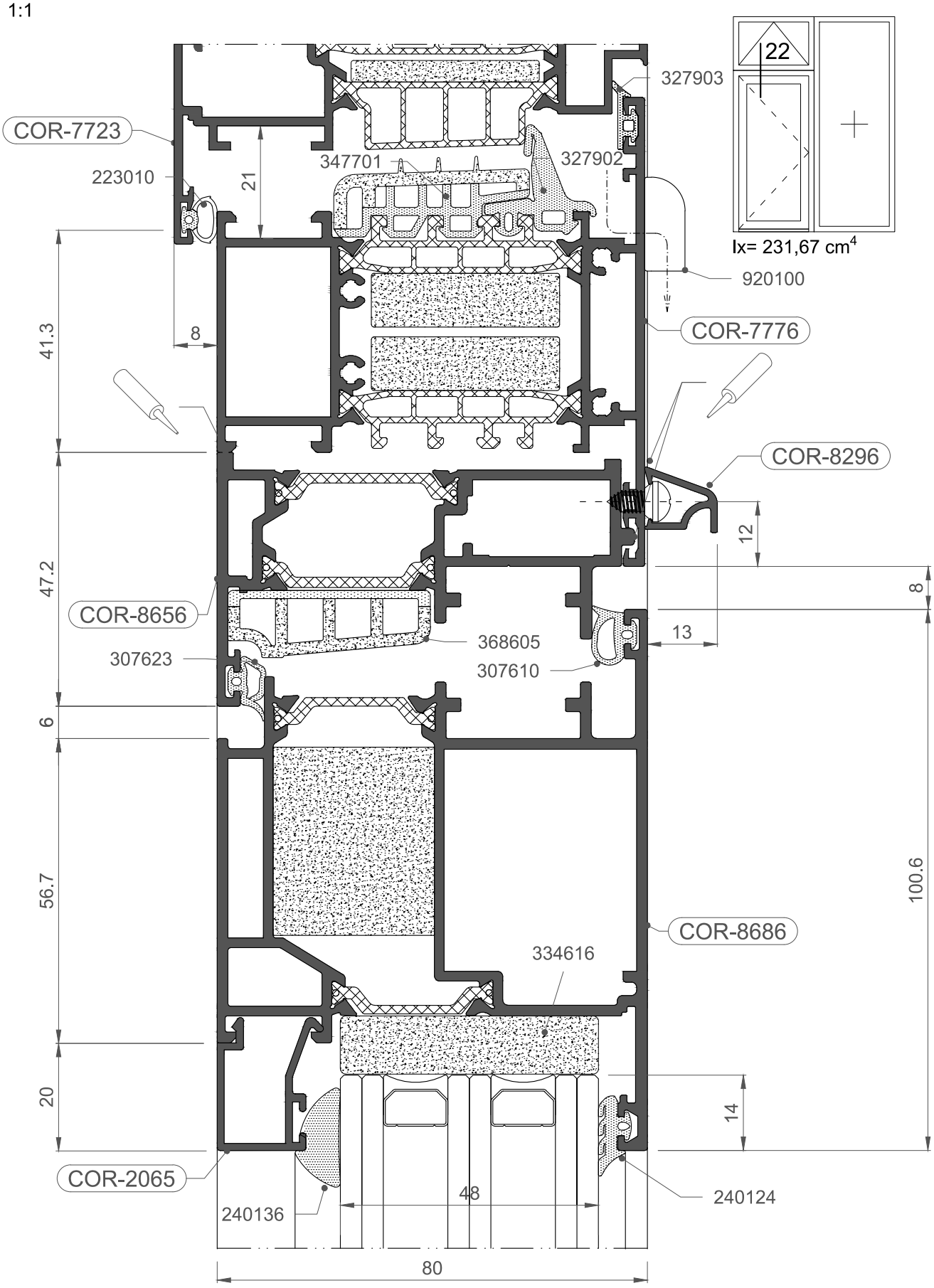
22
Ix= 231,67 cm4
COR-7723
223010
21
347701
327903
327902
920100
COR-7776
8
41.3
COR-8296
12
47.2
8
COR-8656
13
368605
307623
307610
6
56.7
100.6
COR-8686
334616
20
14
COR-2065
48
240124
240136
80

1:1

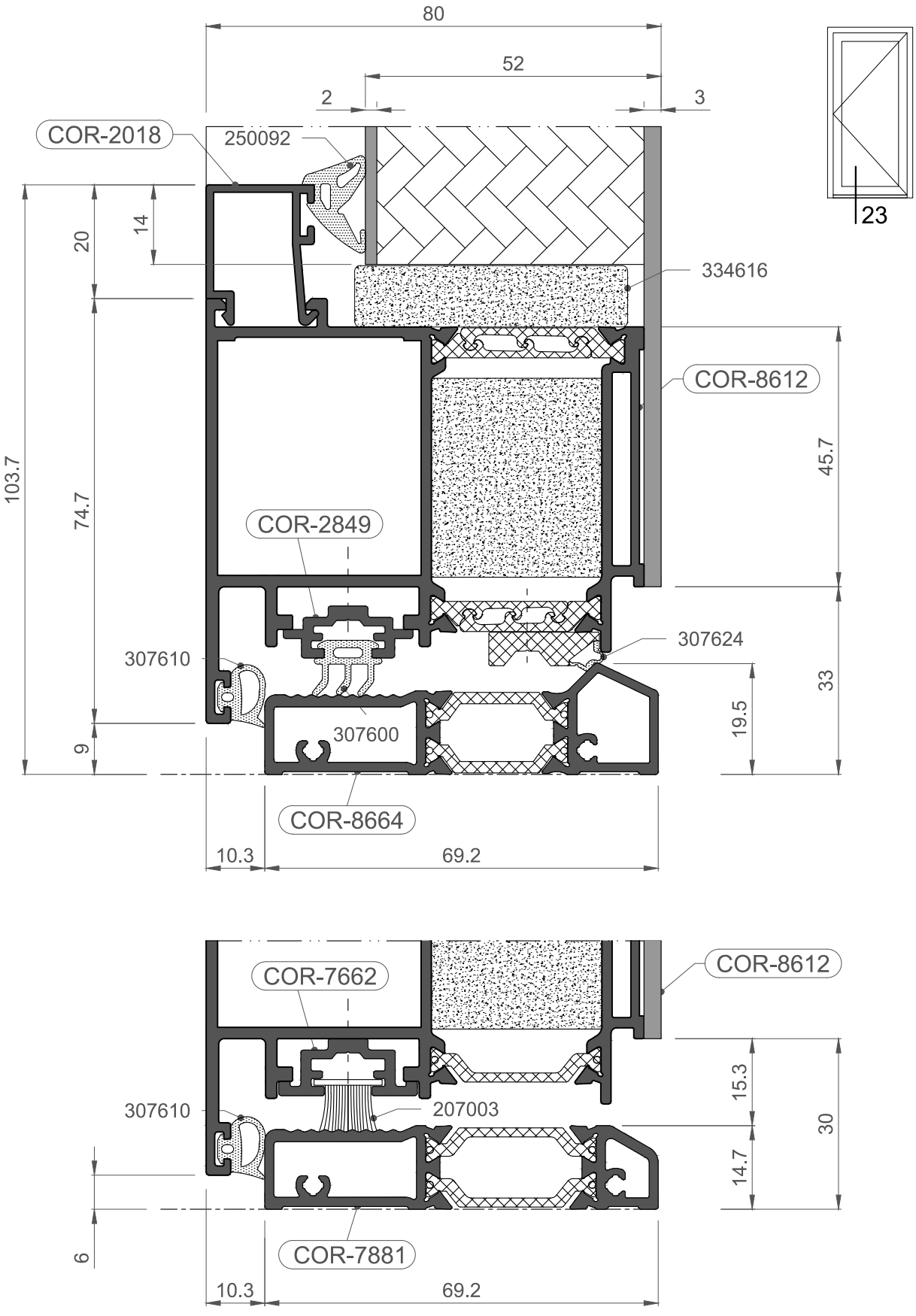
80
52
2
3
COR-2018
250092
334616
COR-8612
COR-2849
307624
307610
307600
COR-8664
COR-7662
COR-8612
307610
207003
COR-7881
10.3
69.2
103.7
74.7
20
14
9
45.7
33
19.5
15.3
30
14.7
6
23

1:1

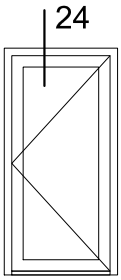
24

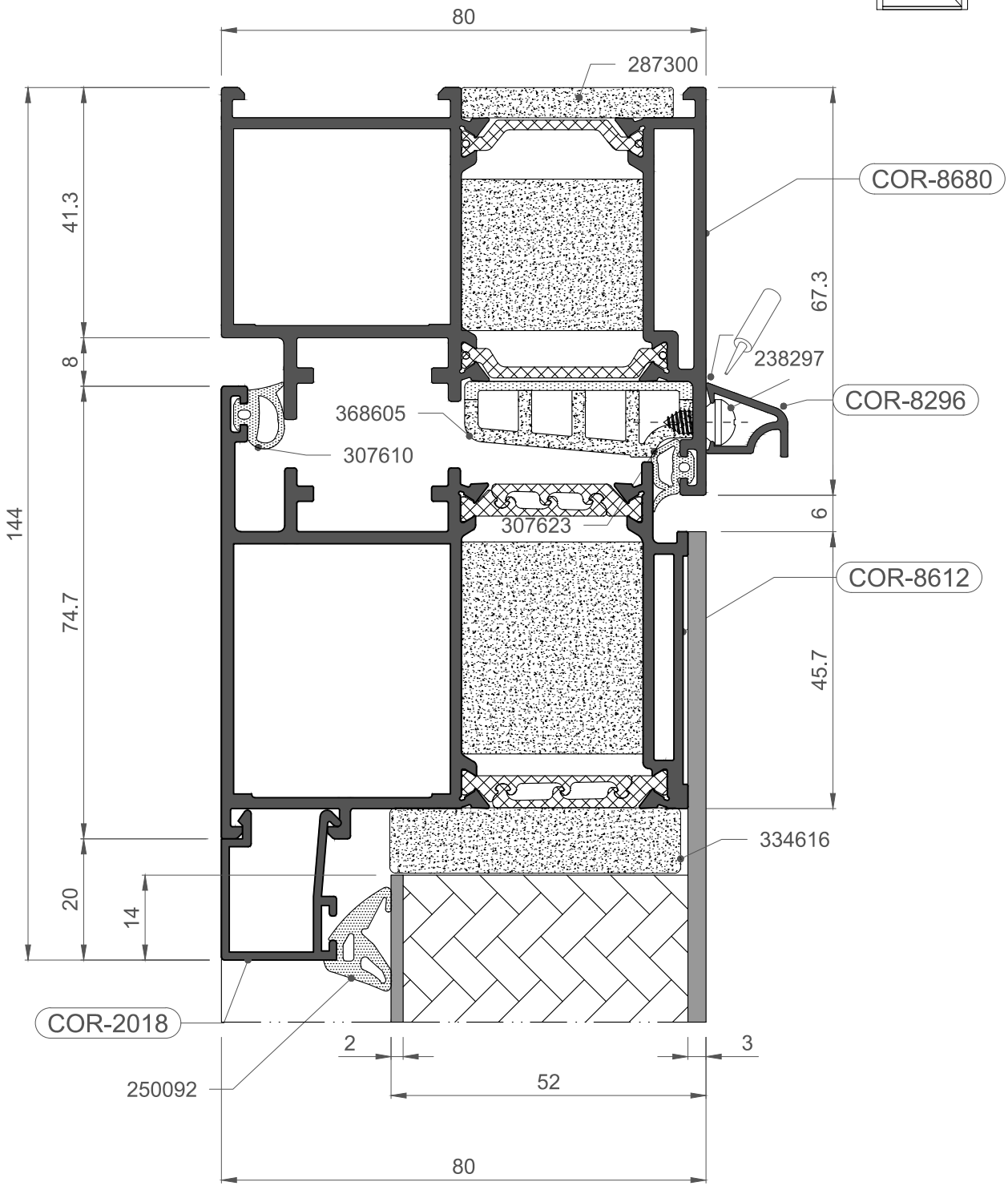
80
287300
COR-8680
41.3
67.3
8
238297
COR-8296
368605
307610
144
307623
6
COR-8612
74.7
45.7
334616
20
14
COR-2018
2
3
250092
52
80

1:1

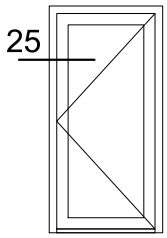
25

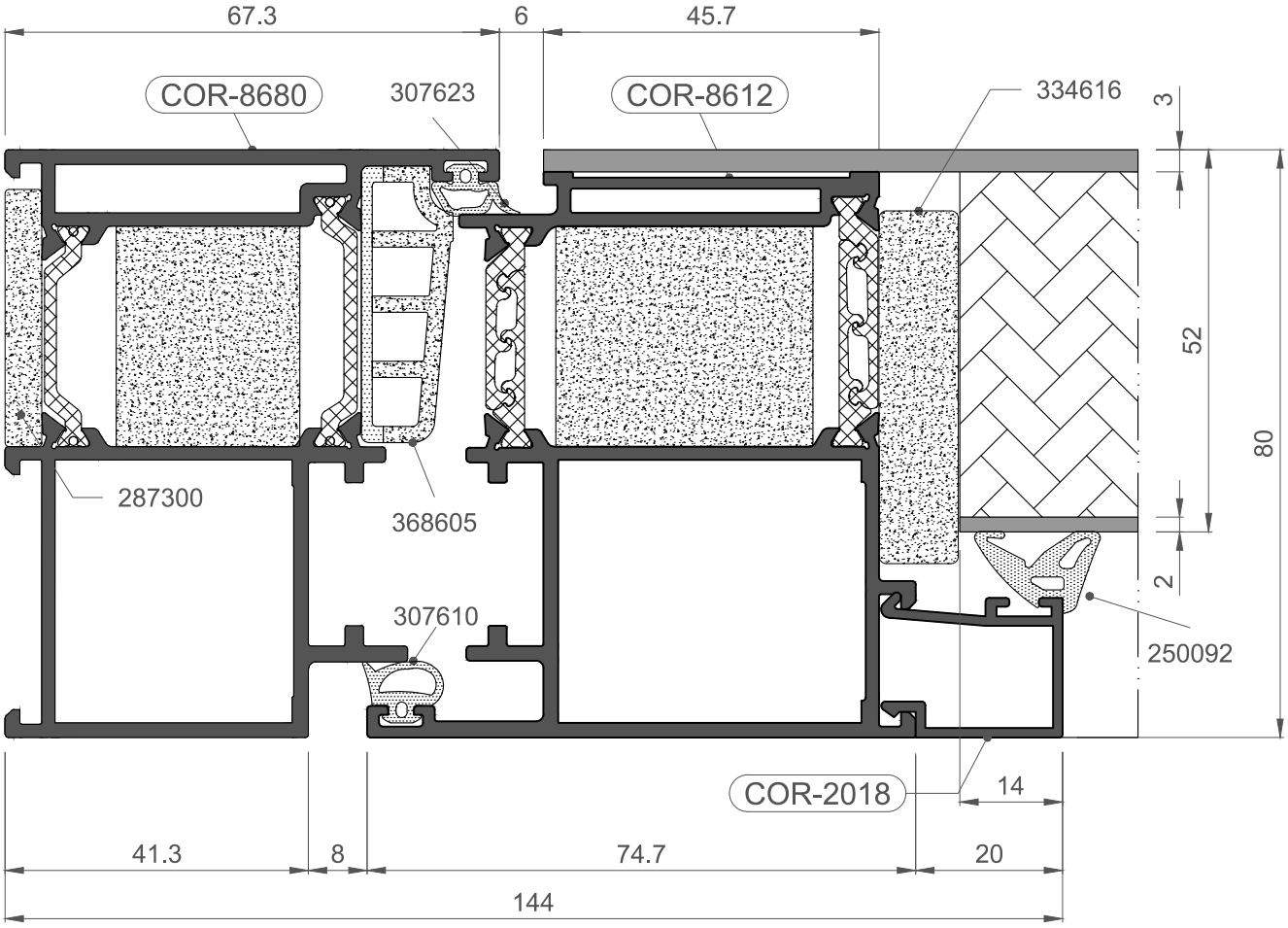
67.3
6
45.7
COR-8680
307623
COR-8612
334616
3
52
80
2
287300
368605
307610
250092
COR-2018
14
41.3
8
74.7
20
144

PUERTA MILLENNIUM PLUS
Nudos constructivos MP80

MILLENNIUM PLUS DOOR
Constructive sections MP80

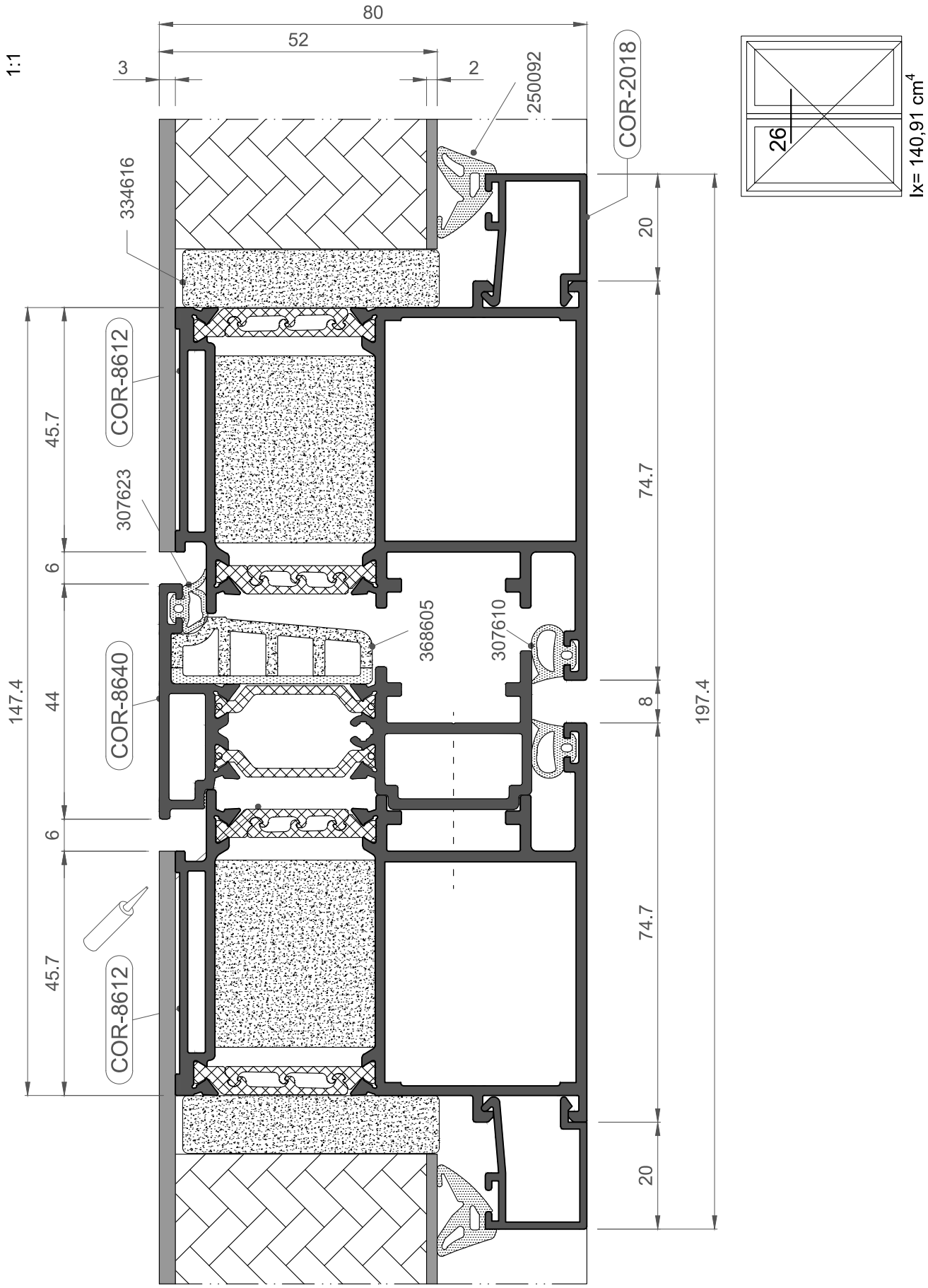

1:1

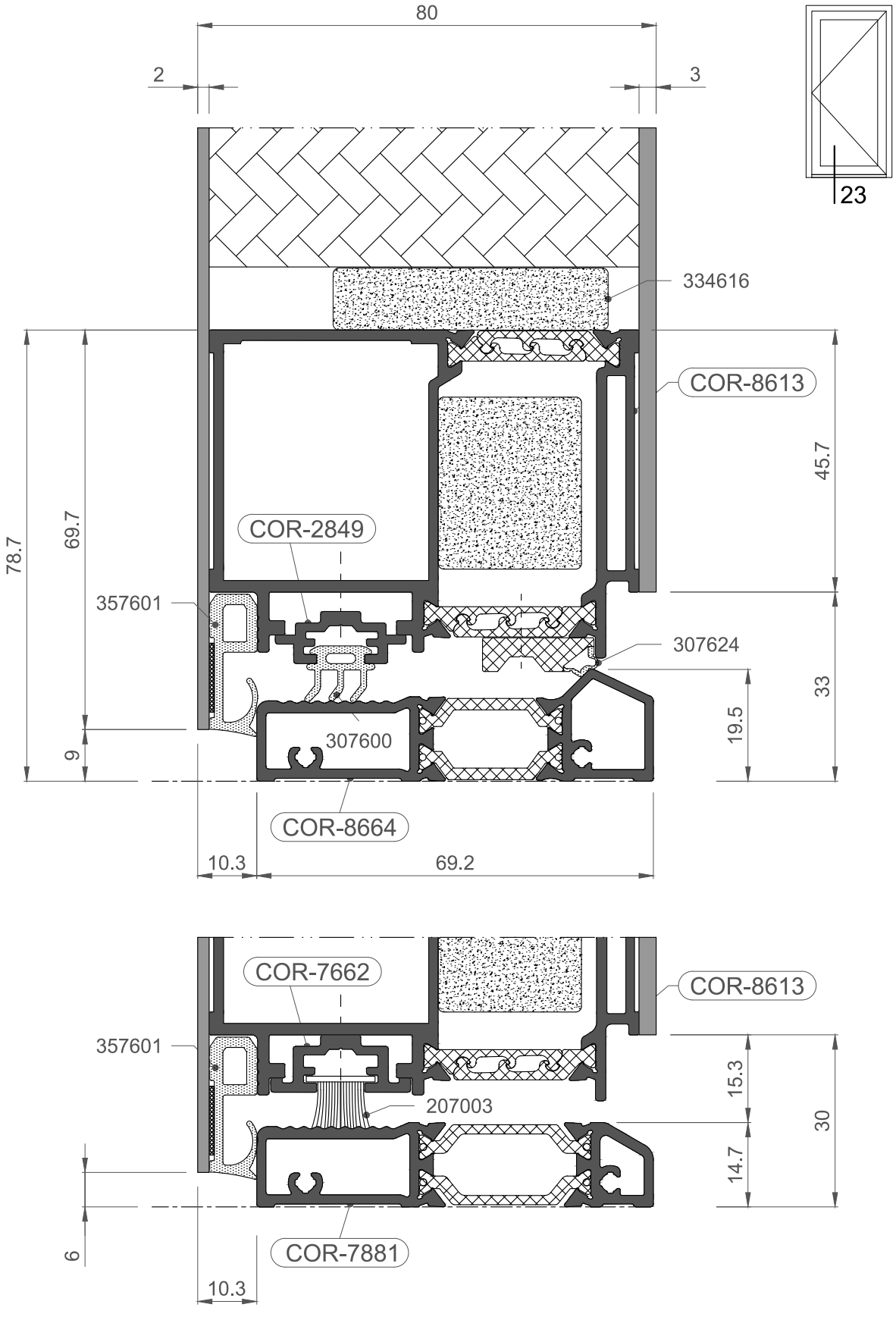
80
2
3
23
334616
COR-8613
45.7
78.7
69.7
COR-2849
357601
307624
33
19.5
307600
9
COR-8664
10.3
69.2
COR-7662
COR-8613
357601
15.3
207003
30
14.7
6
COR-7881
10.3

1:1

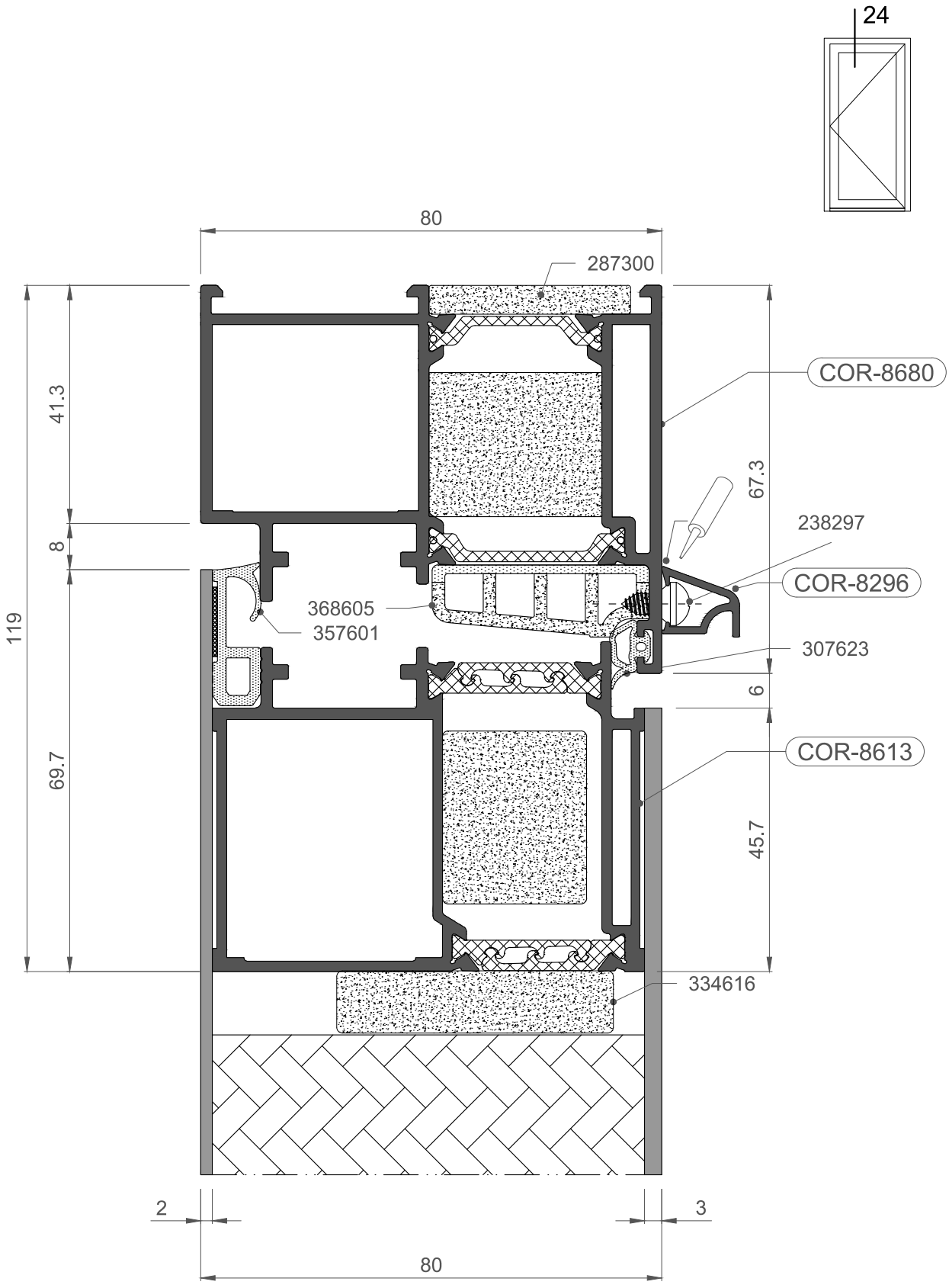
24
80
287300
COR-8680
41.3
67.3
8
238297
COR-8296
368605
357601
119
307623
6
COR-8613
69.7
45.7
334616
2
3
80

1:1

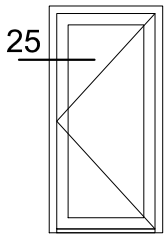
25

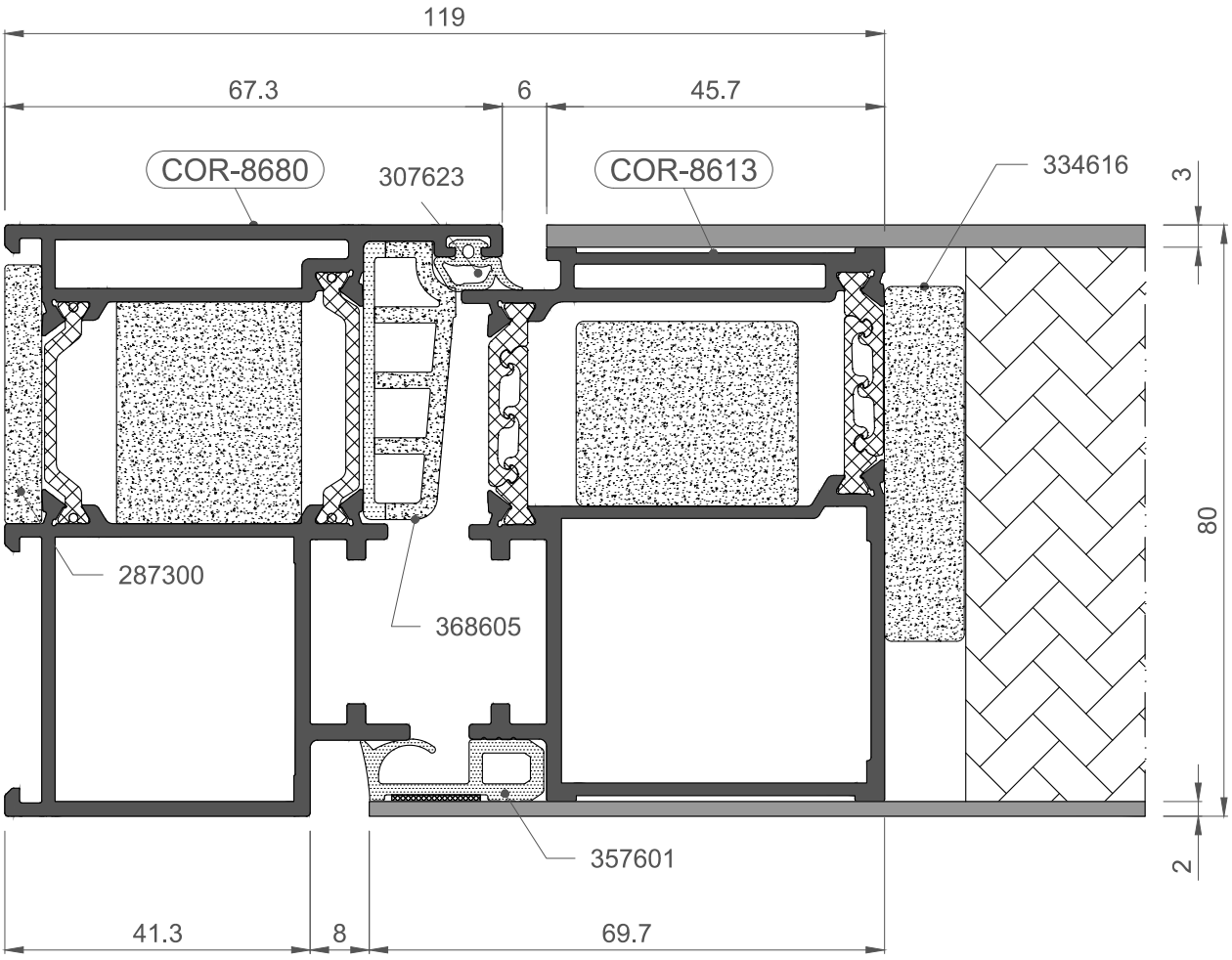
119
67.3
6
45.7
COR-8680
307623
COR-8613
334616
3
80
2
287300
368605
357601
41.3
8
69.7

1:1

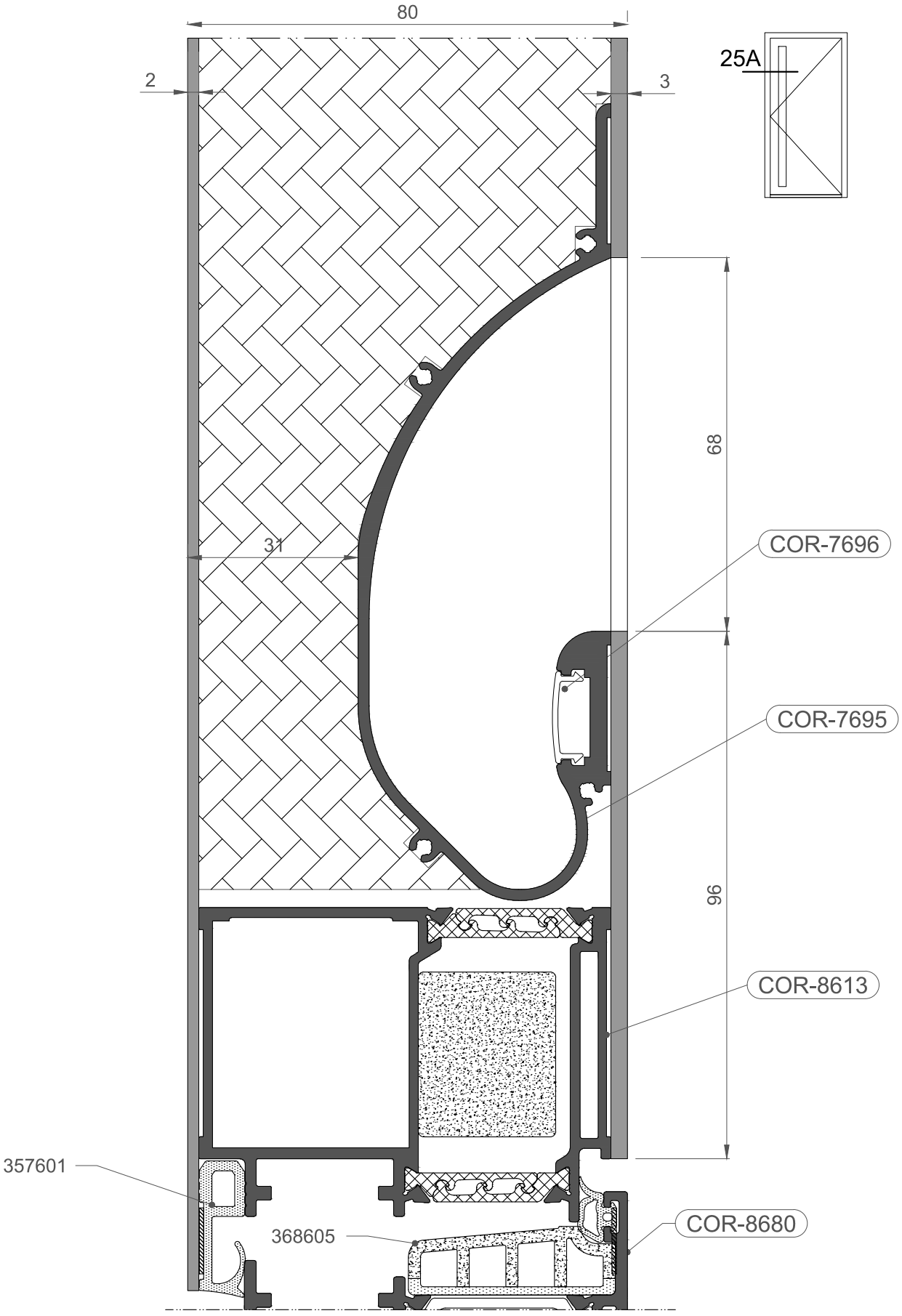
80
2
3
25A
68
31
COR-7696
COR-7695
96
COR-8613
357601
368605
COR-8680

PUERTA MILLENNIUM PLUS
Nudos constructivos MP80

MILLENNIUM PLUS DOOR
Constructive sections MP80

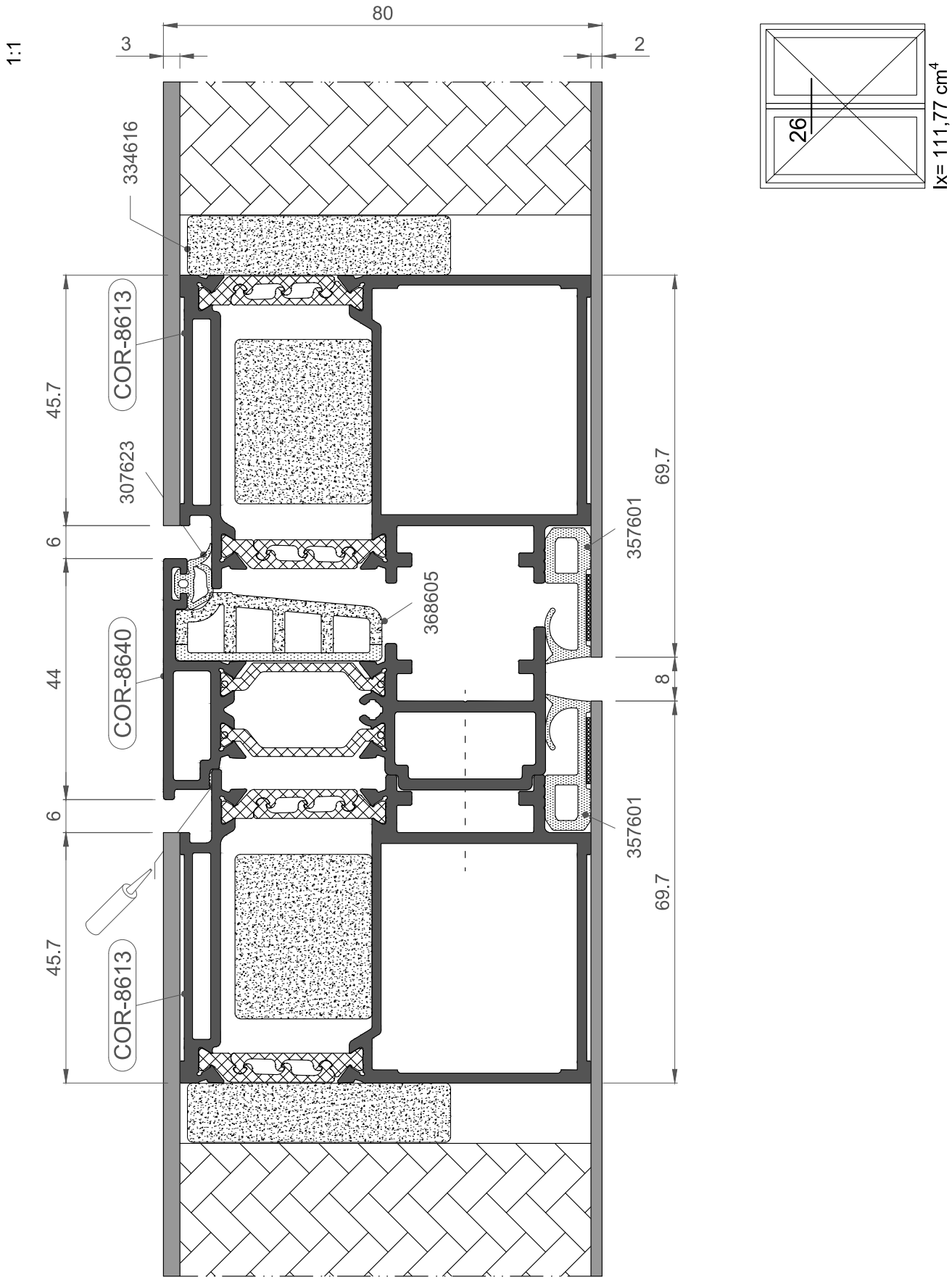

PUERTA MILLENNIUM PLUS
Nudos constructivos MP80

MILLENNIUM PLUS DOOR
Constructive sections MP80

1:1

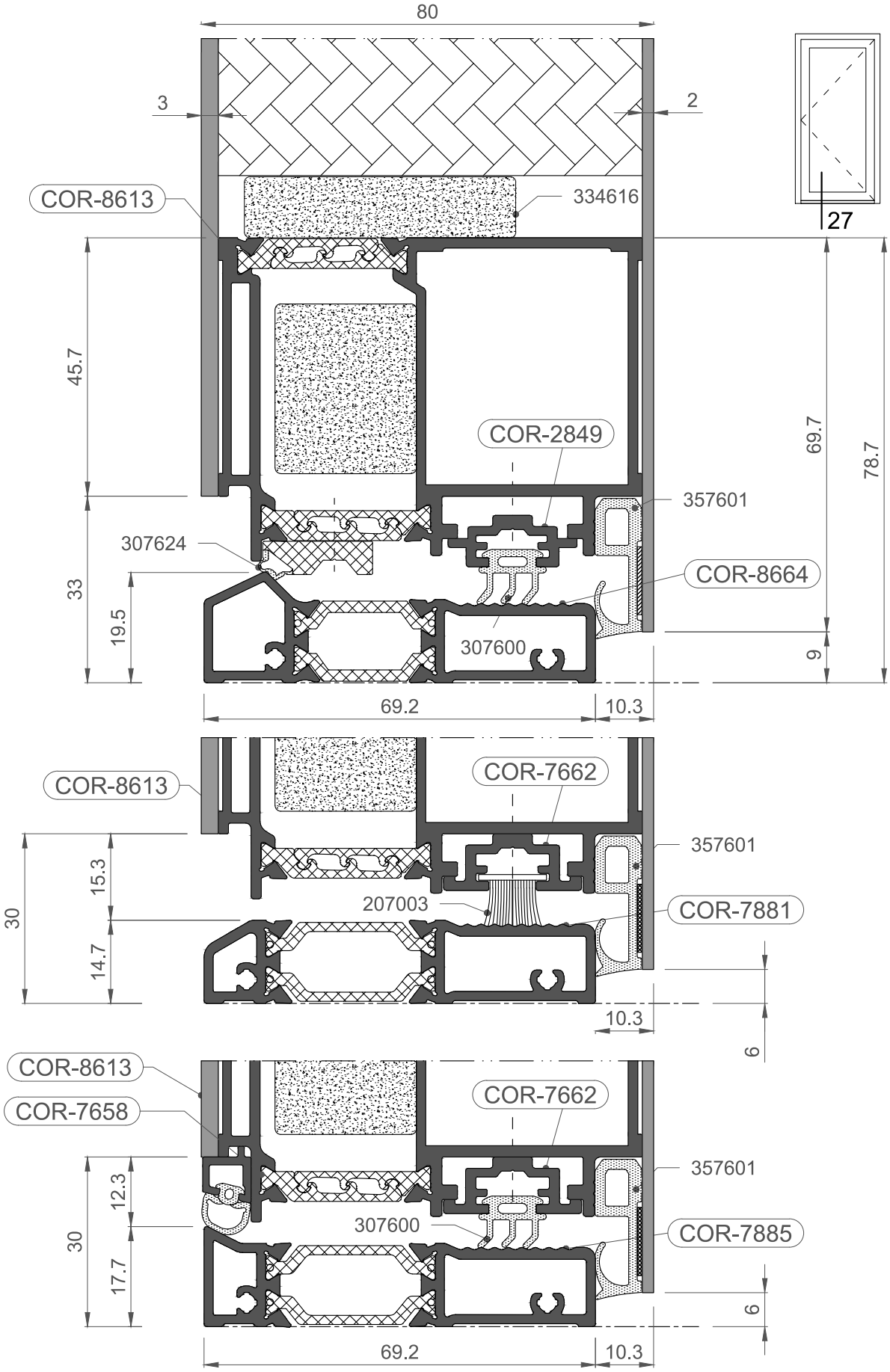

1:1

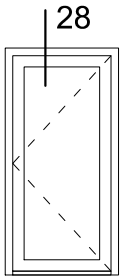
28

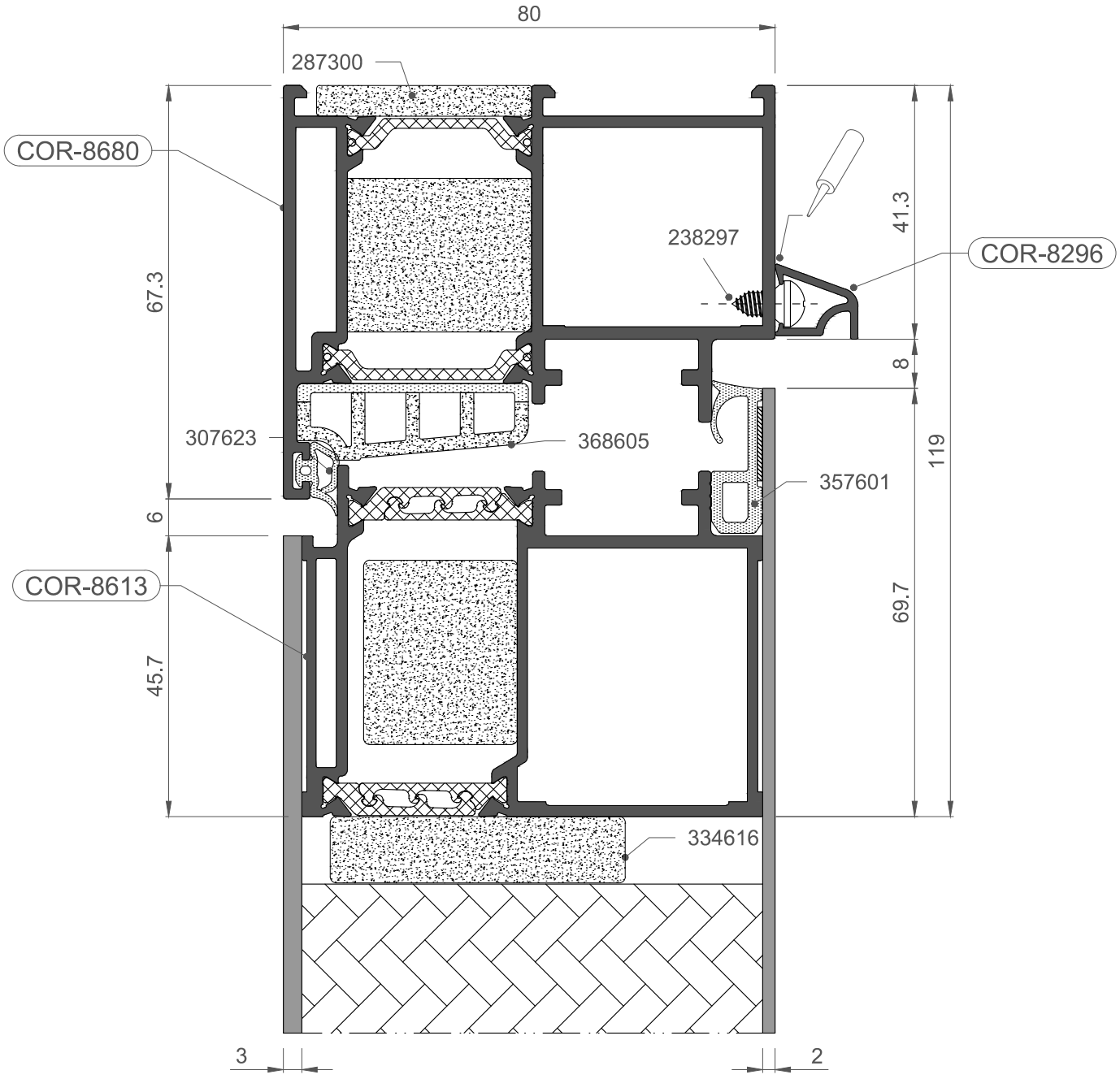
80
287300
COR-8680
COR-8296
COR-8613
238297
307623
368605
357601
334616
67.3
41.3
8
119
6
45.7
69.7
3
2

1:1

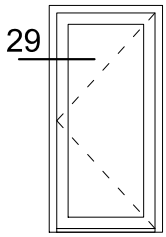
29

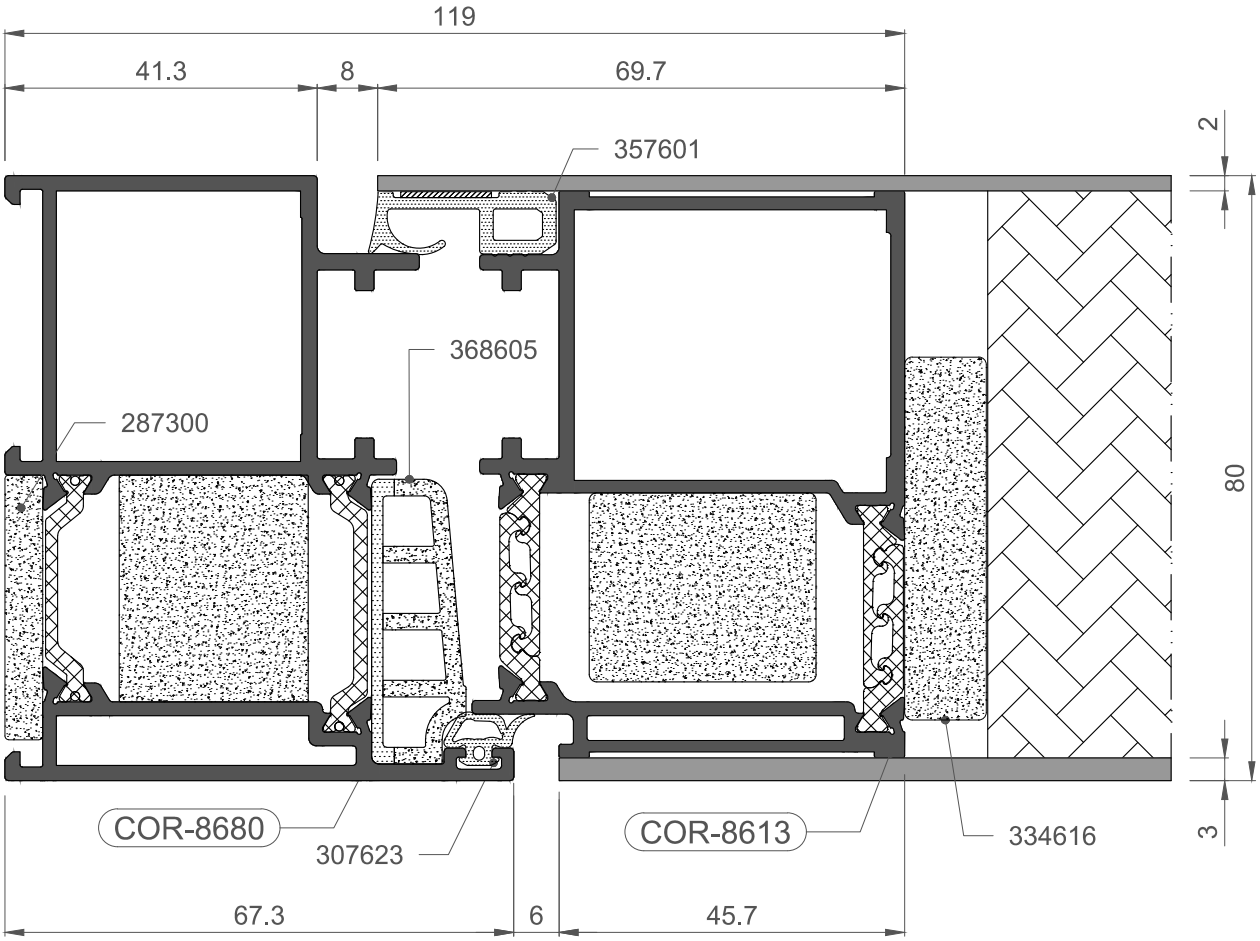
119
41.3
8
69.7
2
357601
368605
287300
80
COR-8680
307623
COR-8613
334616
3
67.3
6
45.7

PUERTA MILLENNIUM PLUS
Nudos constructivos MP80

MILLENNIUM PLUS DOOR
Constructive sections MP80

1:1

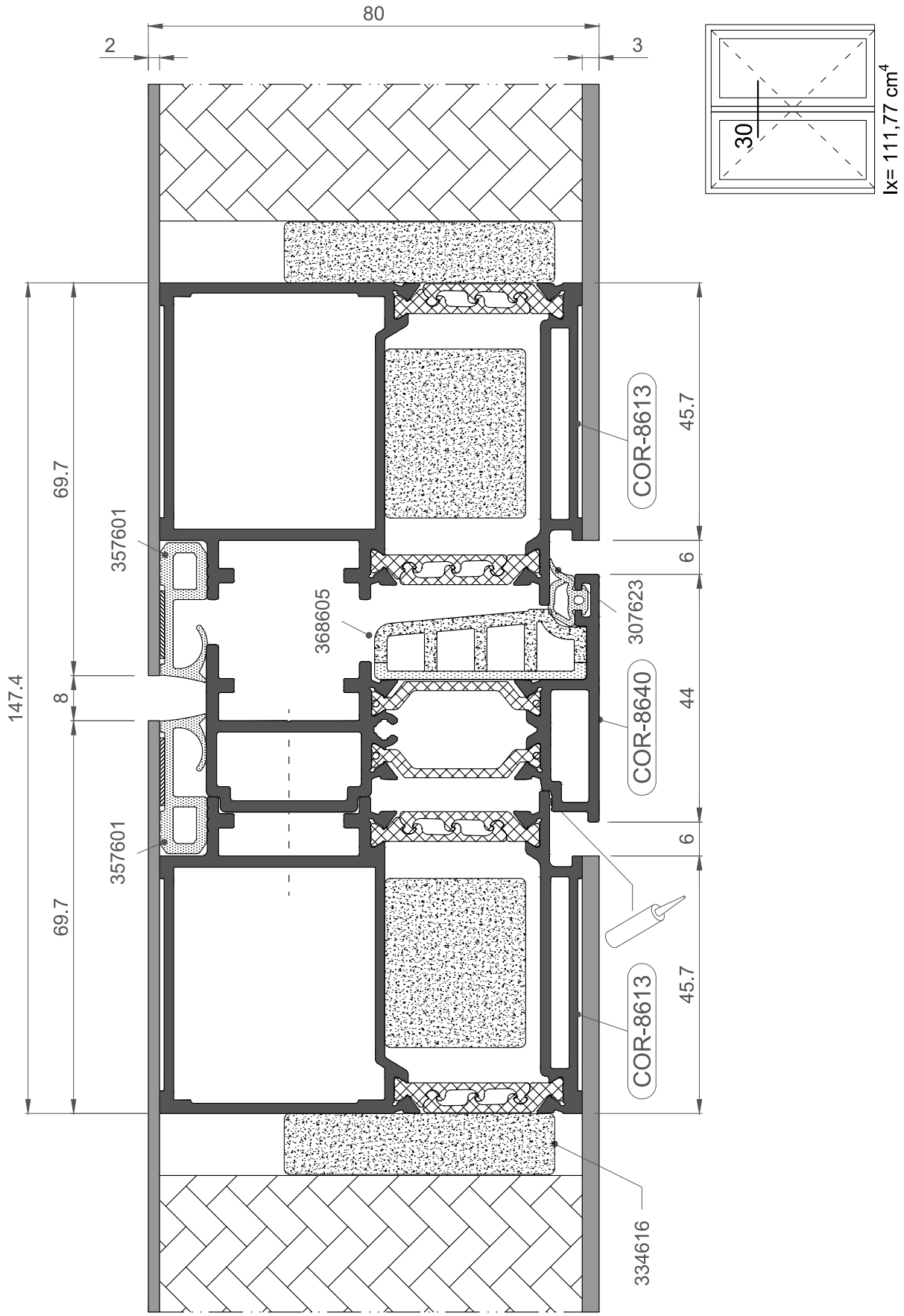

1:1

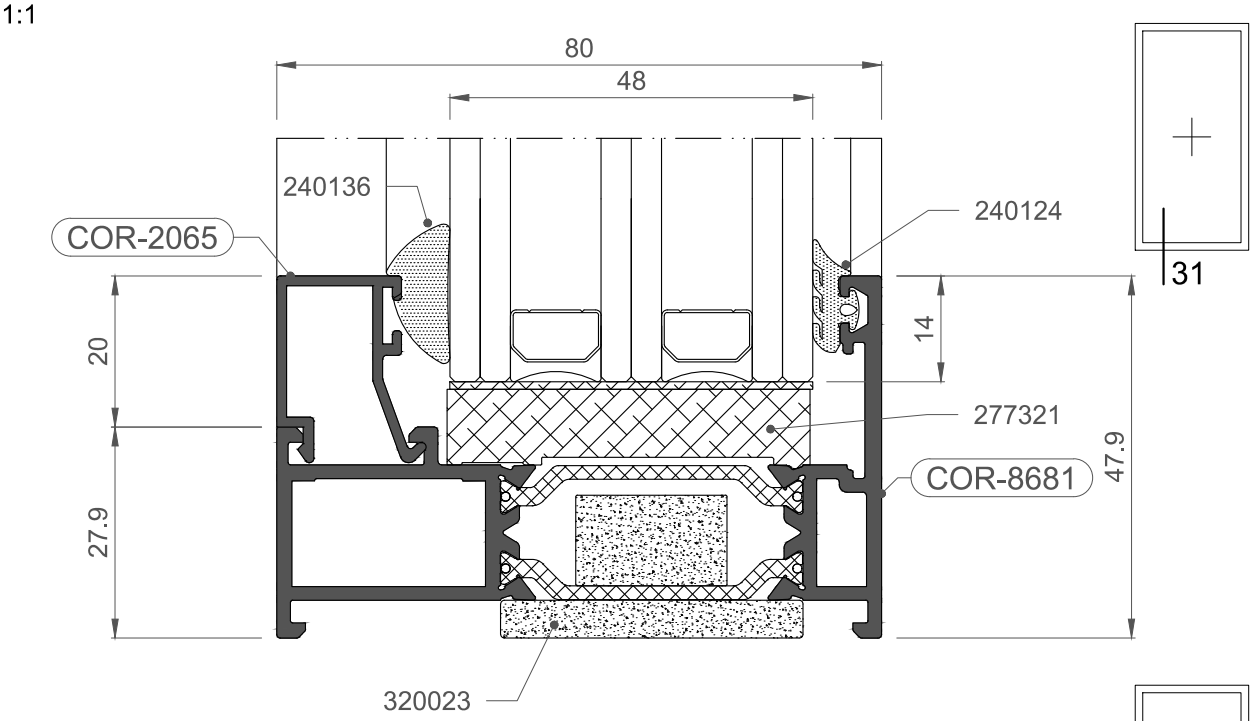
80
48
240136
240124
COR-2065
31
20
14
277321
47.9
COR-8681
27.9
320023

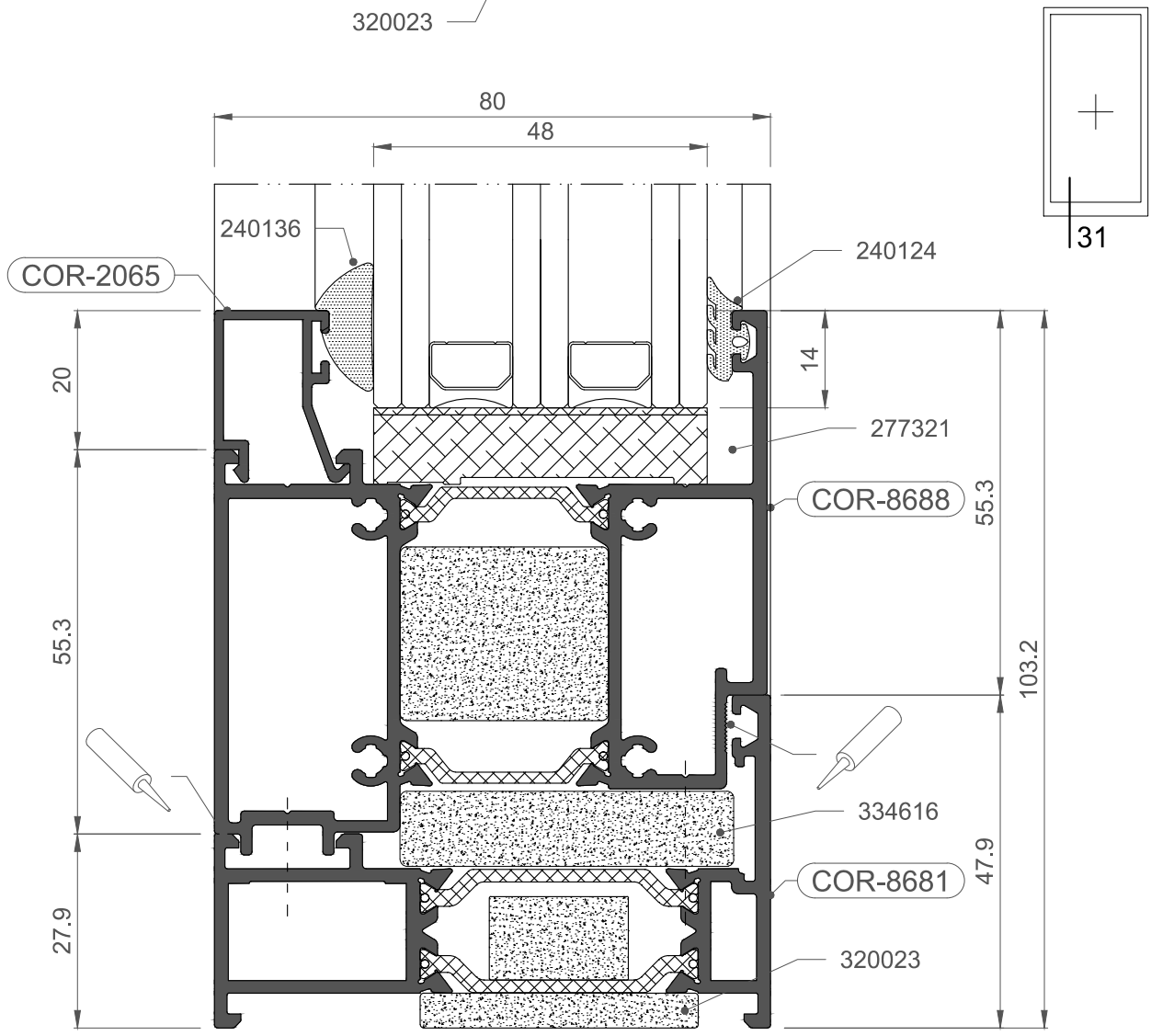
80
48
240136
240124
COR-2065
31
20
14
277321
COR-8688
55.3
55.3
103.2
334616
47.9
COR-8681
27.9
320023

1:1

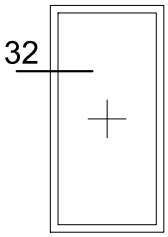
32

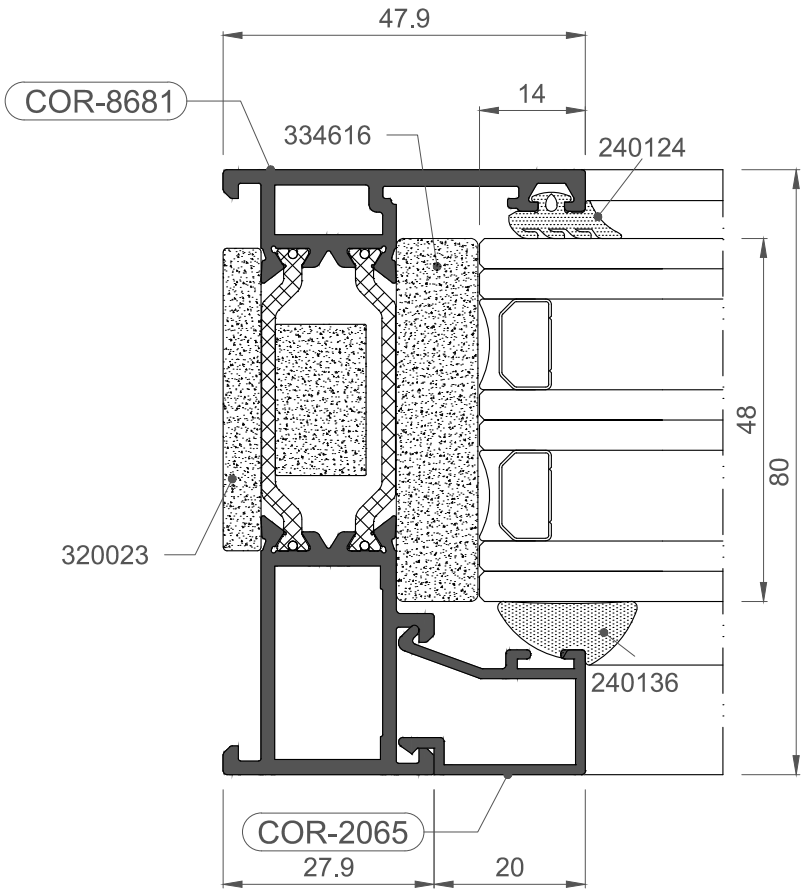
47.9
14
COR-8681
334616
240124
48
80
320023
240136
COR-2065
27.9
20

1:1


33
33
33

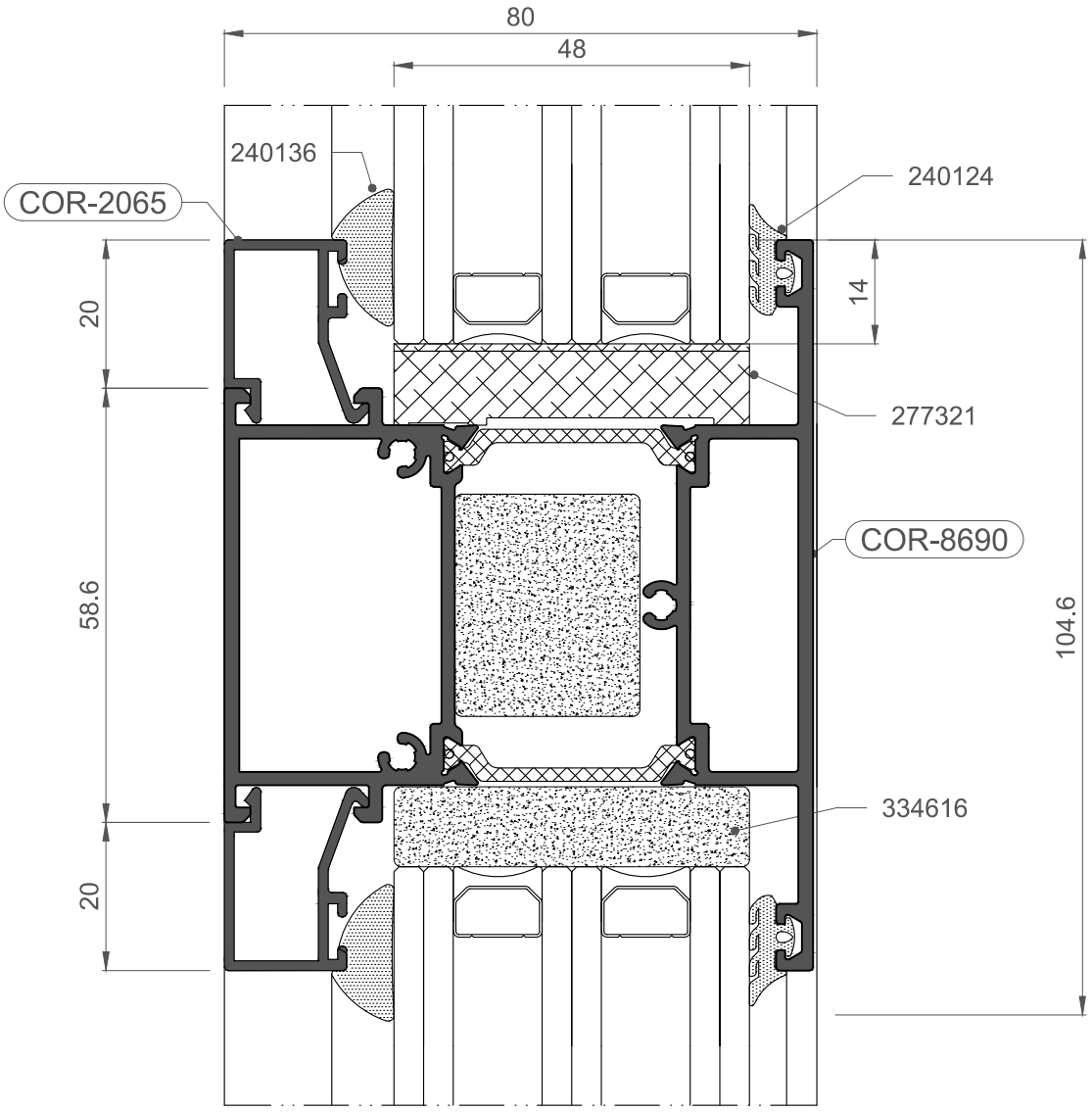
80
48
240136
COR-2065
240124
20
14
277321
58.6
COR-8690
104.6
334616
20

1:1

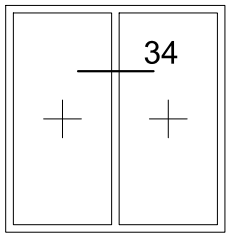
34

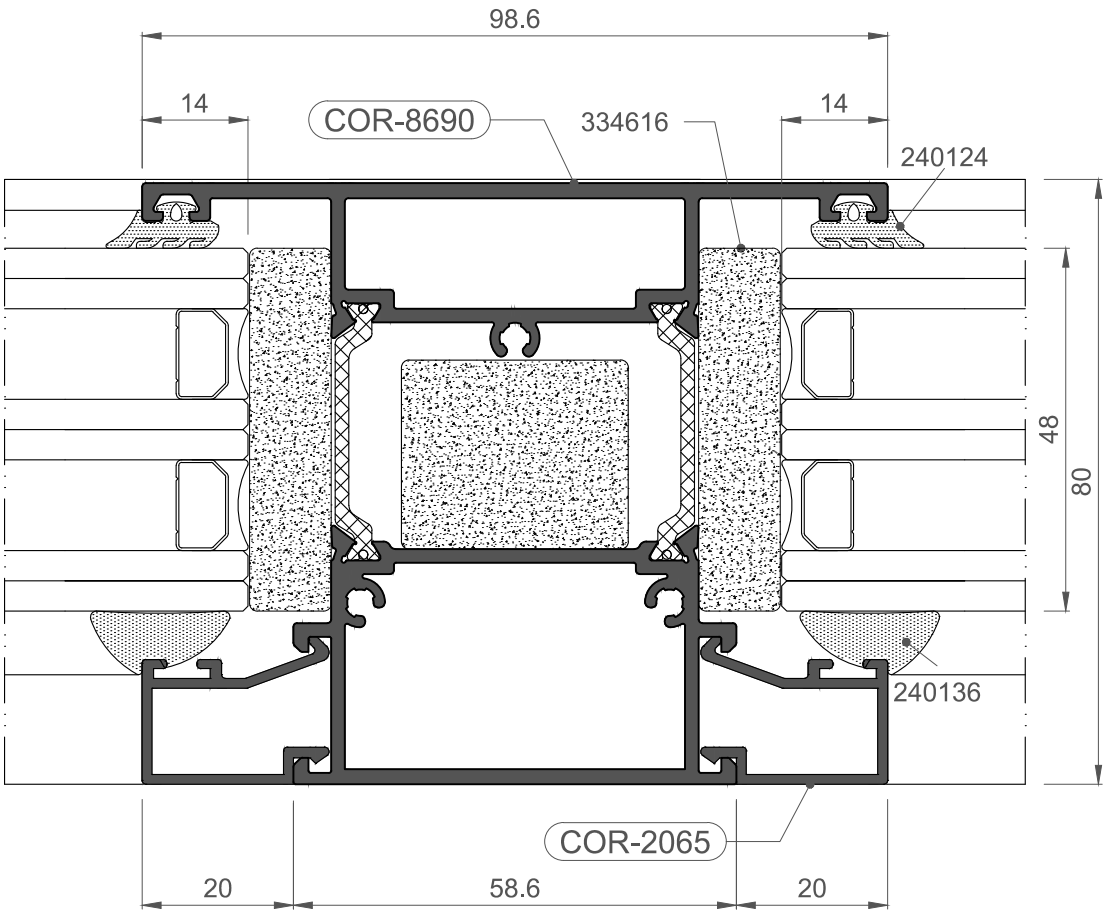
98.6
14
COR-8690
334616
14
240124
48
80
240136
COR-2065
20
58.6
20

1:1

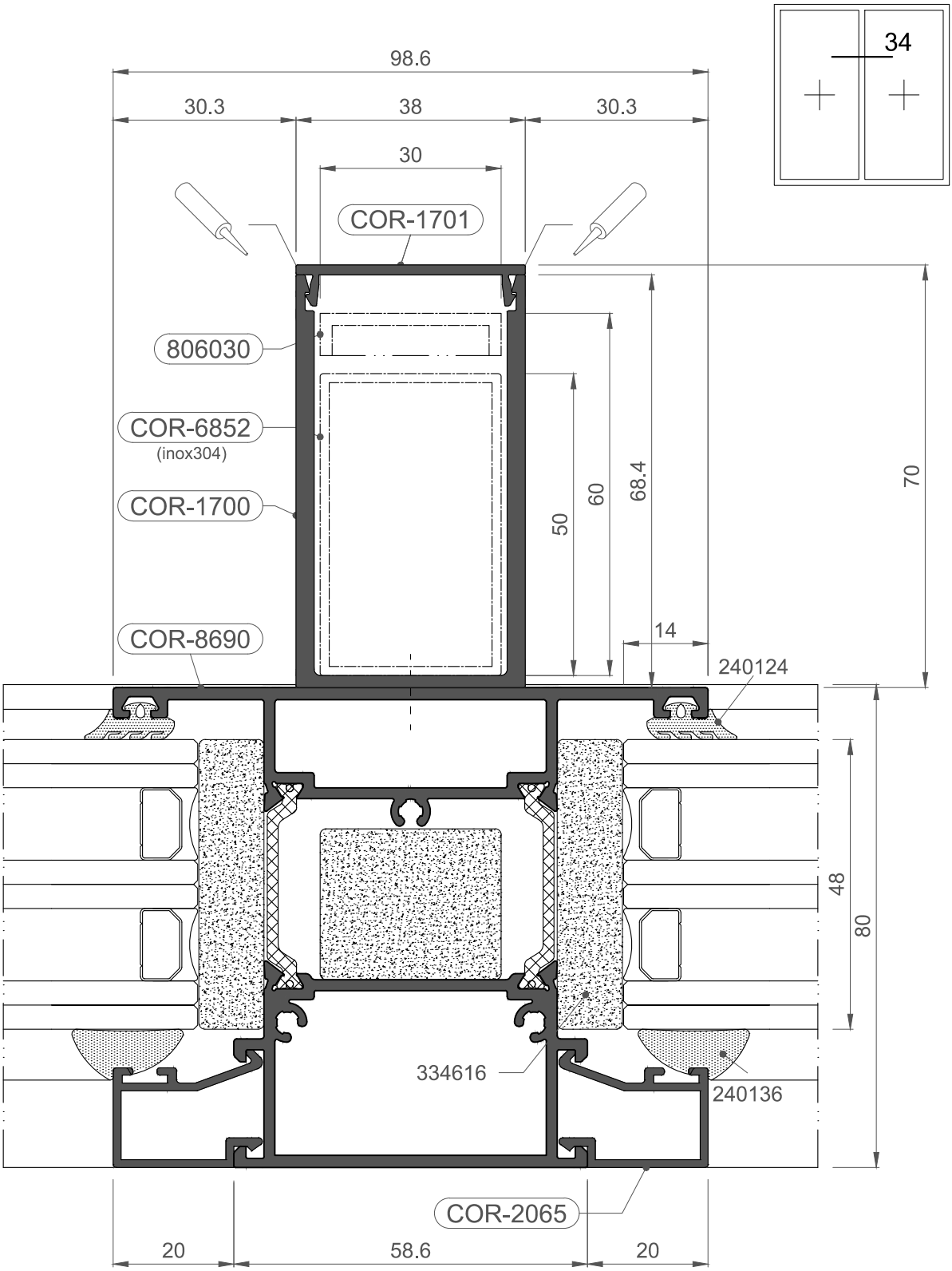
34
98.6
30.3
38
30.3
30
COR-1701
806030
COR-6852
(inox304)
COR-1700
COR-8690
50
60
68.4
70
14
240124
48
80
334616
240136
COR-2065
20
58.6
20

1:1

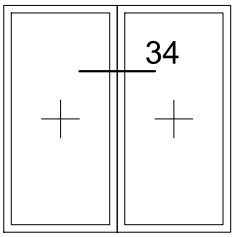
34

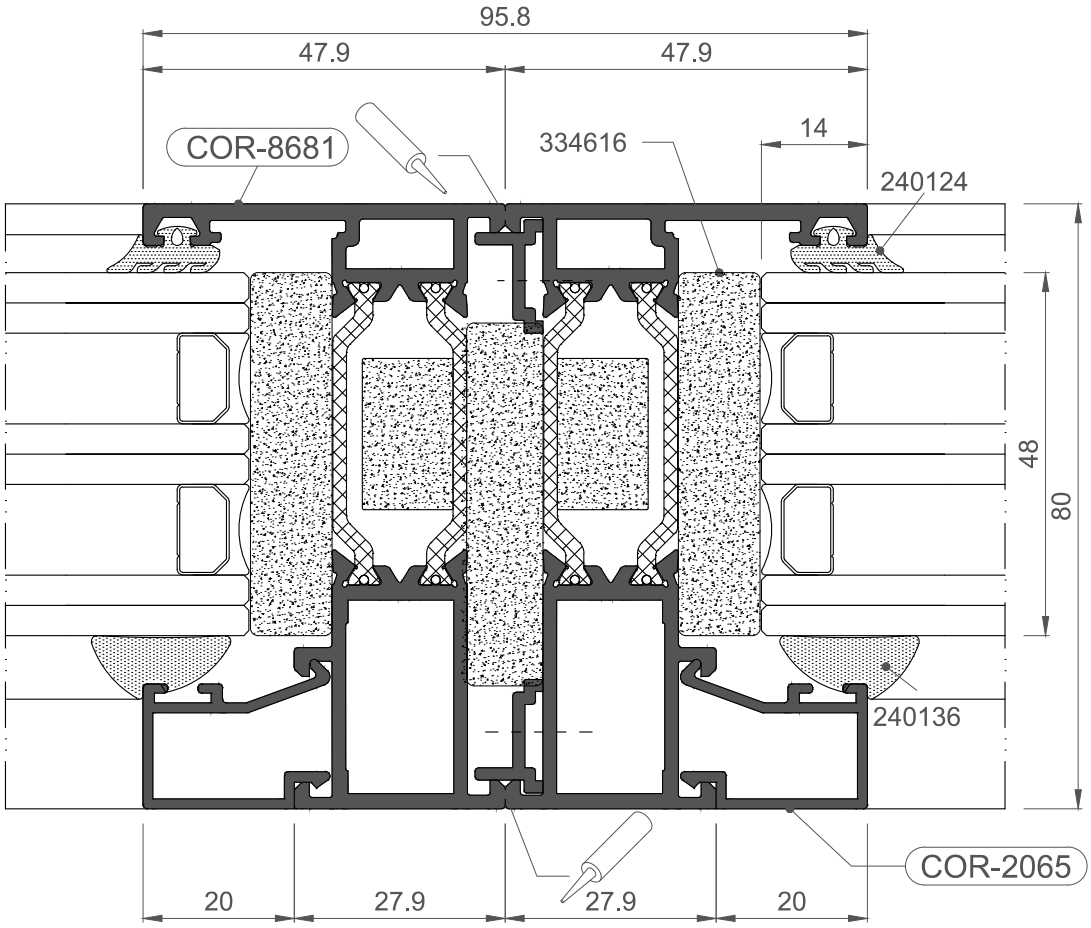
95.8
47.9
47.9
COR-8681
334616
14
240124
48
80
240136
COR-2065
20
27.9
27.9
20

1:1

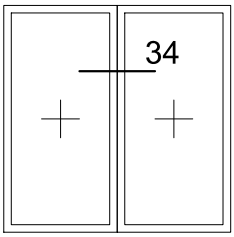
34

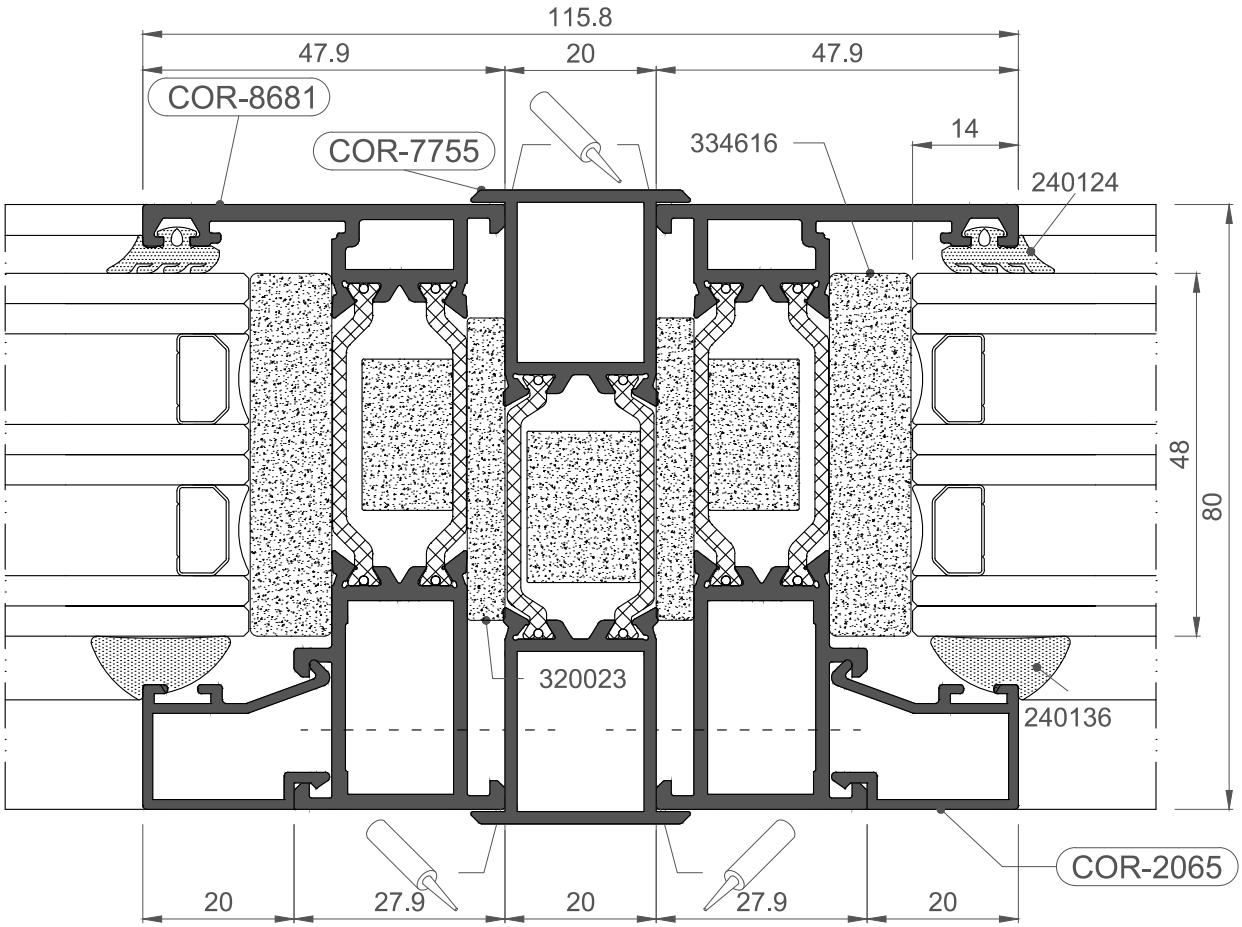
115.8
47.9
20
47.9
COR-8681
COR-7755
334616
14
240124
48
80
320023
240136
COR-2065
20
27.9
20
27.9
20

1:1

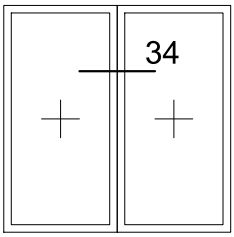
34

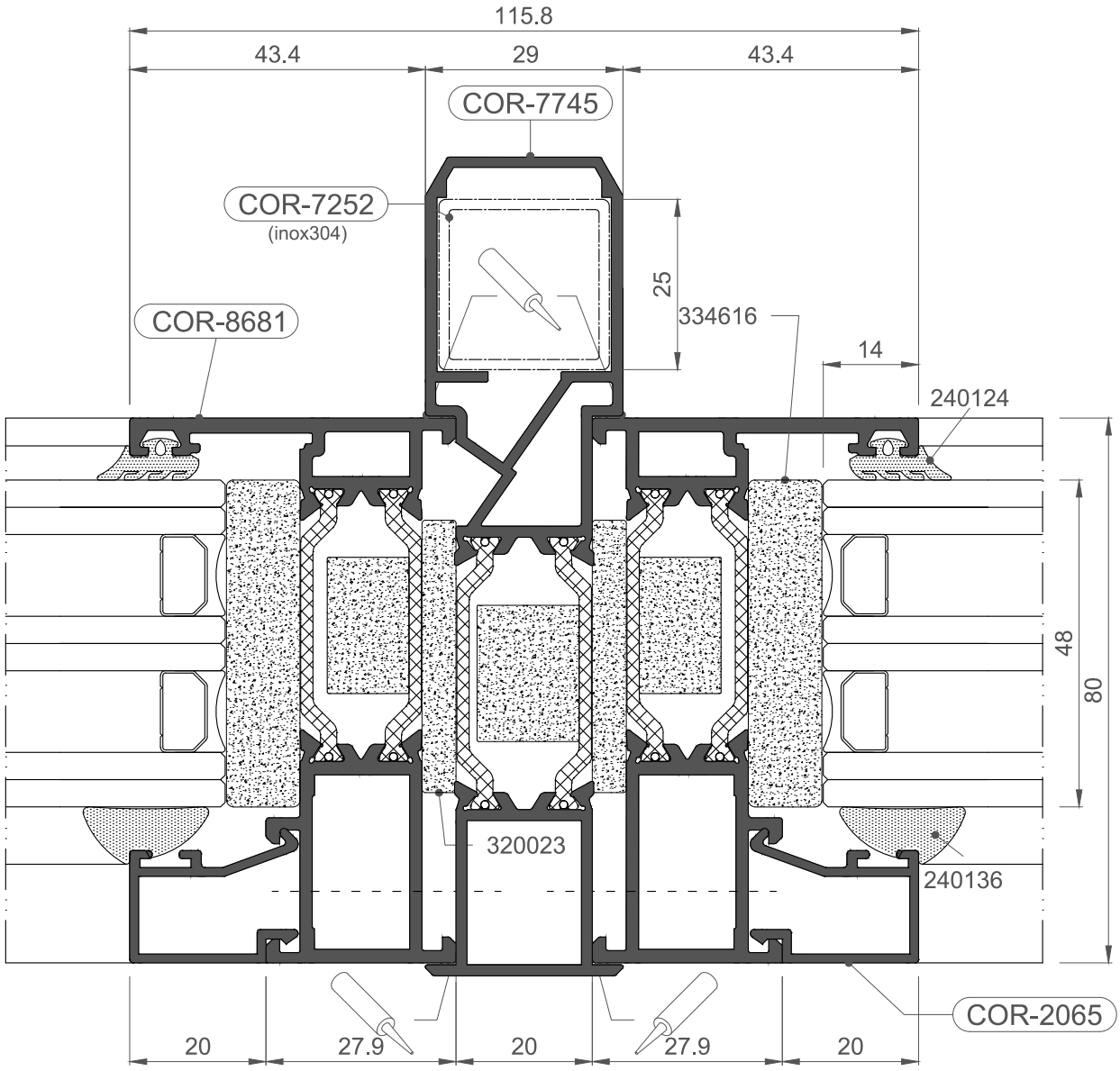
115.8
43.4
29
43.4
COR-7745
COR-7252
(inox304)
COR-8681
25
334616
14
240124
48
80
320023
240136
COR-2065
20
27.9
20
27.9
20

1:1

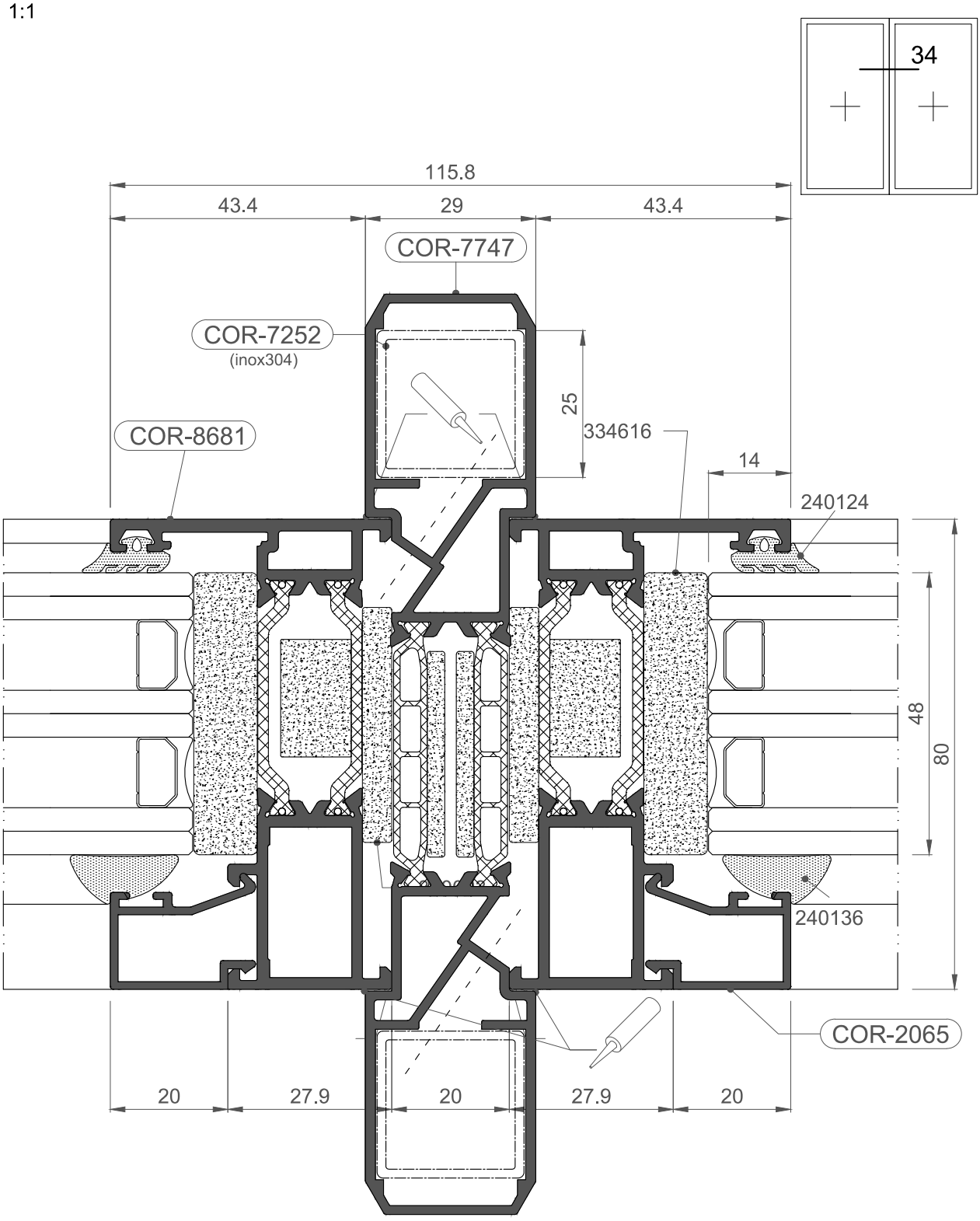
34
115.8
43.4
29
43.4
COR-7747
COR-7252
(inox304)
25
334616
COR-8681
14
240124
48
80
240136
COR-2065
20
27.9
20
27.9
20

PUERTA MILLENNIUM PLUS
Nudos constructivos MP80

MILLENNIUM PLUS DOOR
Constructive sections MP80

1:1

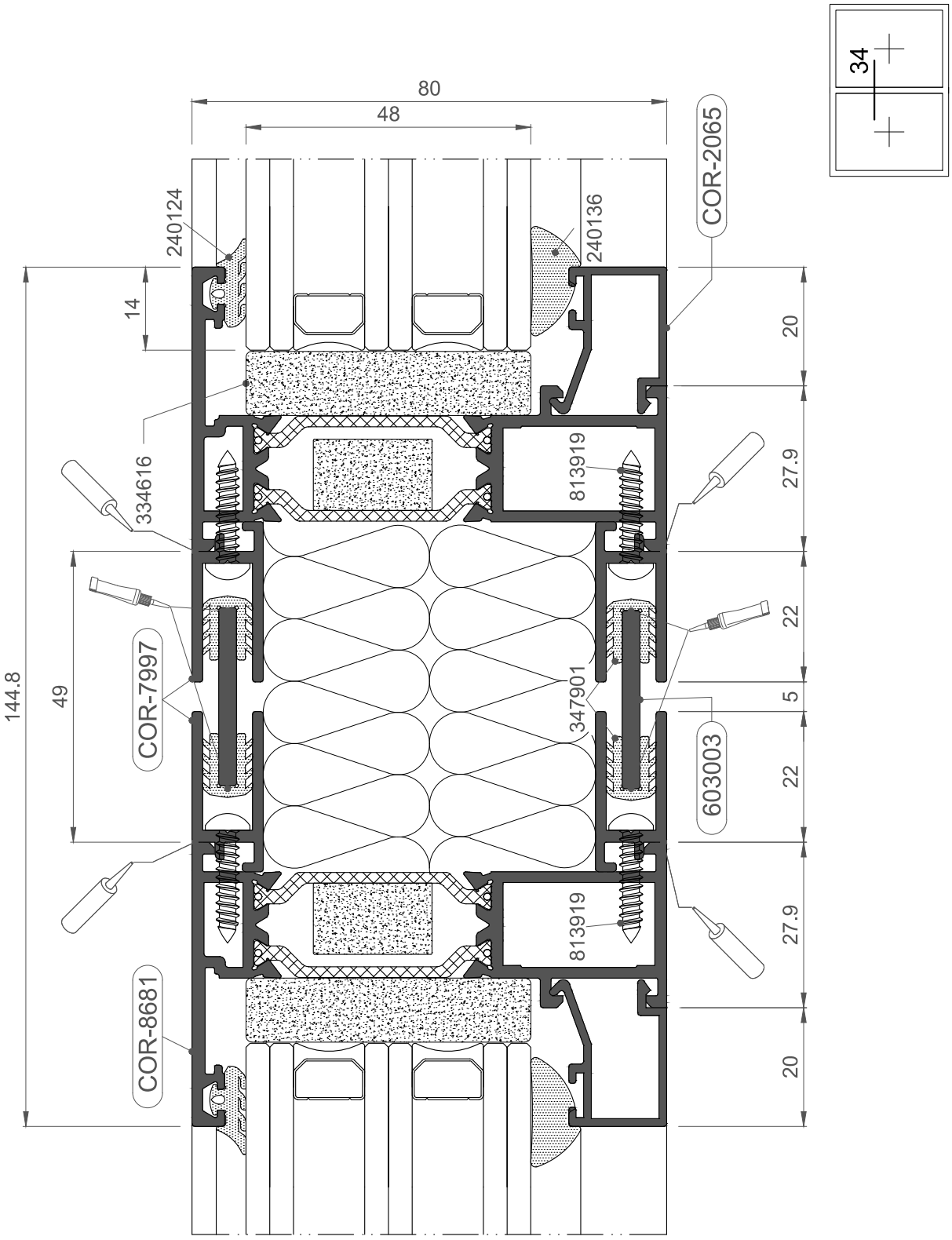

1:1

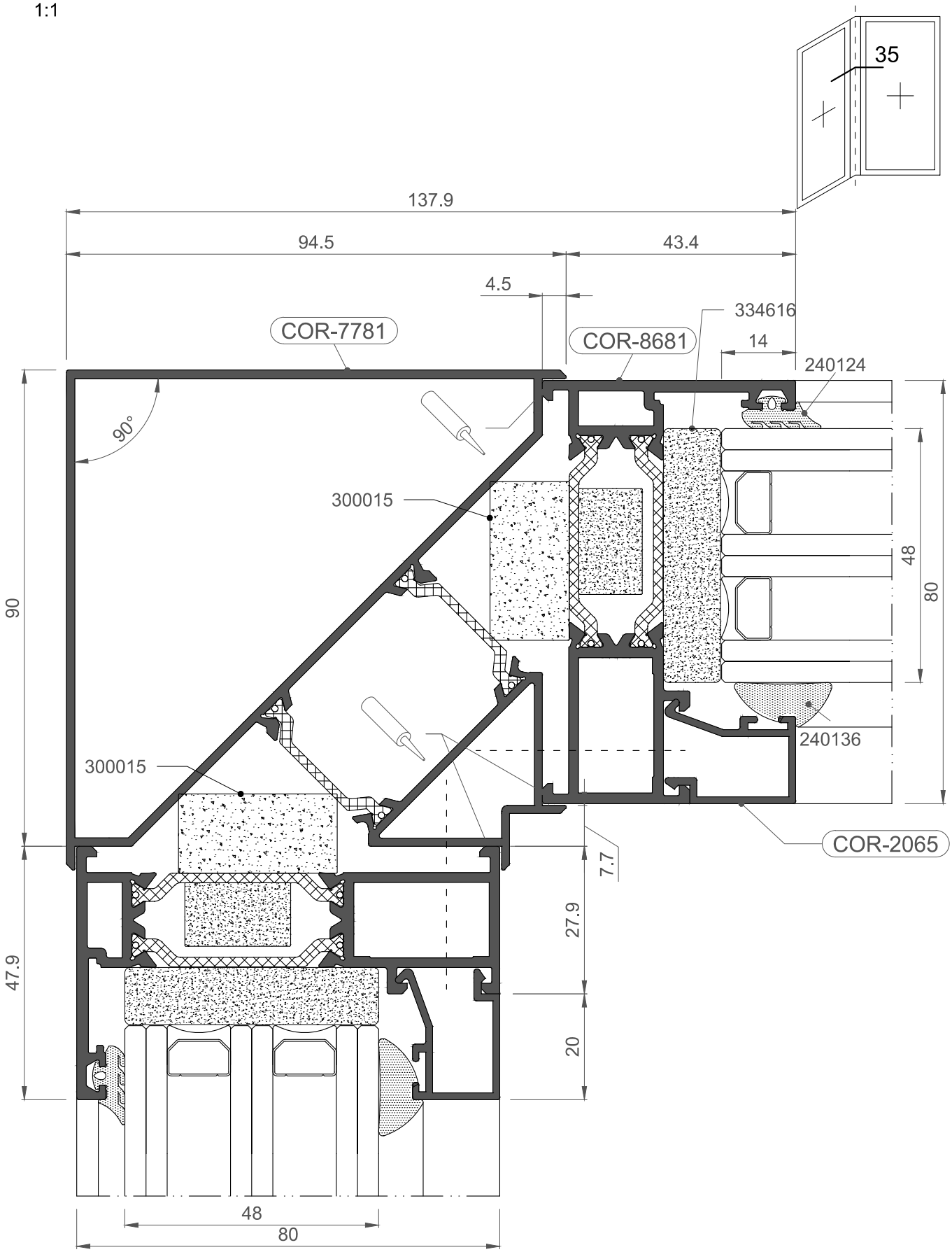
35
137.9
94.5
43.4
4.5
334616
COR-7781
COR-8681
14
240124
90°
300015
48
80
90
240136
300015
COR-2065
7.7
27.9
47.9
20
48
80

PUERTA MILLENNIUM PLUS
Nudos constructivos MP80

MILLENNIUM PLUS DOOR
Constructive sections MP80

1:1

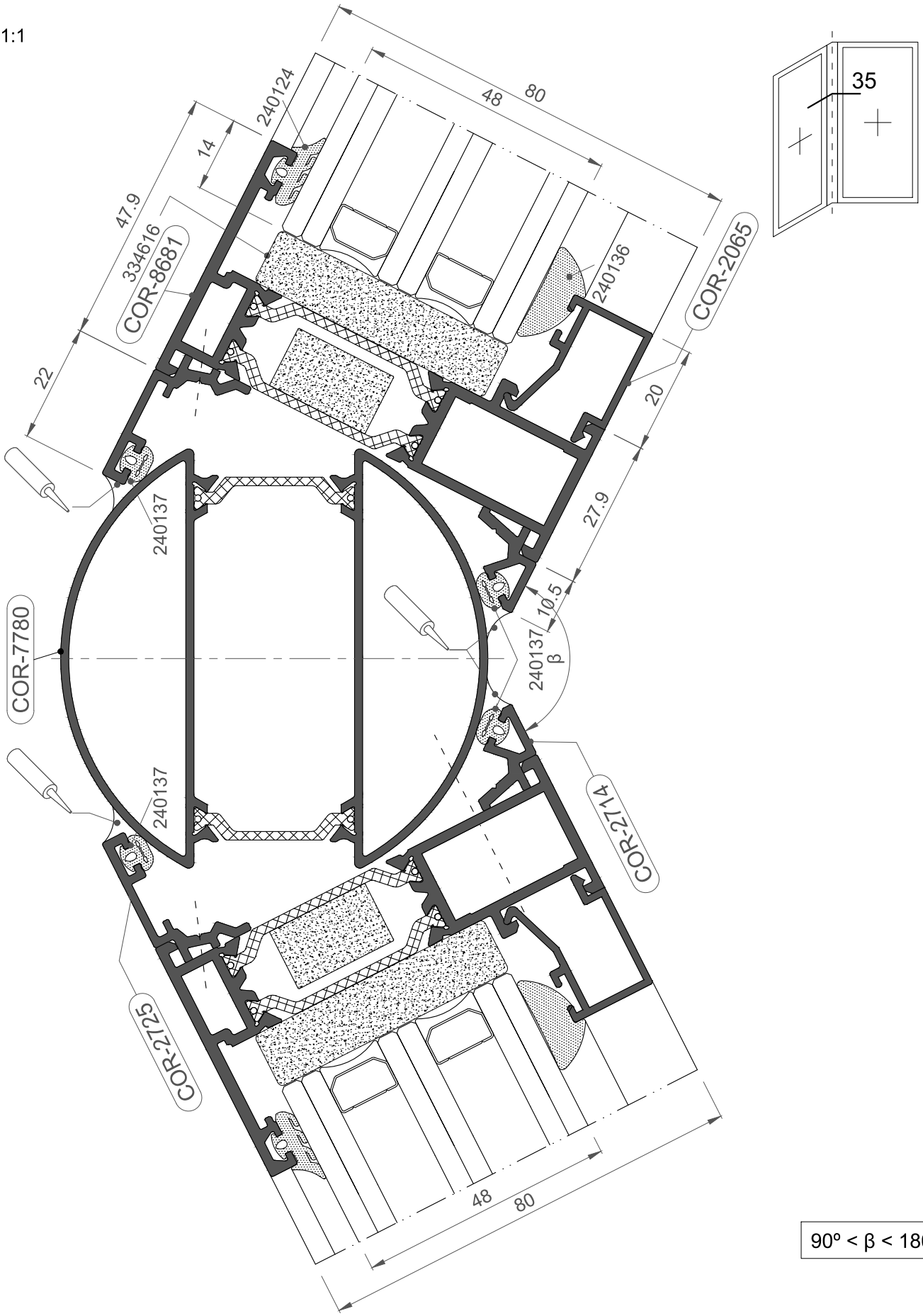

PUERTA MILLENNIUM PLUS
MILLENNIUM PLUS DOOR

6. MILLENNIUM PLUS 80
6.2 ACRISTALAMIENTO / GLAZING

IMPORTANTE

ALUMINIOS CORTIZO S.A.U. se reserva el derecho de modificar o eliminar cualquiera de sus perfiles, accesorios o juntas del sistema sin previo aviso.

ALUMINIOS CORTIZO S.A.U. no se hace responsable de las posibles erratas tipográficas de este catálogo y recomienda encarecidamente al cliente que, antes de la formalización de cualquier pedido, verifique que las referencias aparecidas en el mismo son las correctas.

IMPORTANT

ALUMINIOS CORTIZO S.A.U. reserves the right to modify or remove any of its system profiles, accessories or gaskets without prior notification.

ALUMINIOS CORTIZO S.A.U. will not be responsible for any possible typographical errors in this catalogue and strongly recommends to the client that, before formalising any order, to check that the references that appear in this catalogue are correct.

TABLA DE ACRISTALAMIENTO
GLAZING TABLES

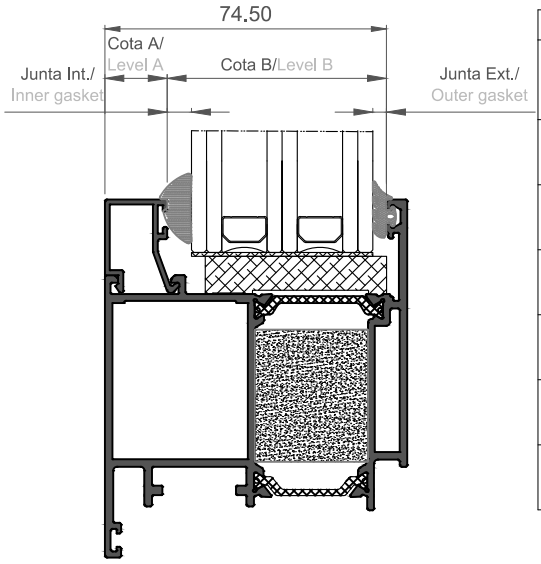

INTERIORES/INTERIORS		
Referencia/ Reference	Espesor (mm) Thickness (mm)	Dibujo/ Design
240135	4	
242701	5	
240136	6	
250097	7	
250098	8	
250092	9	

EXTERIORES/EXTERIORS		
Referencia/ Reference	Espesor (mm) Thickness (mm)	Dibujo/ Design
240124	3.60	

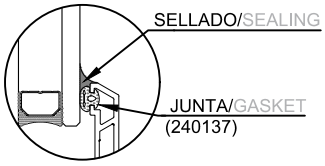

Notas:
- Existen 2 juntas exteriores adicionales, con referencias 240125 y 240126, de 4.60 y 8.60 mm de espesor respectivamente.
- Existe junta para sellado exterior (Ref. 240137). Acristalamiento equivalente a junta exterior Ref. 240124.

Notes:
- There are 2 additional outer gaskets, with reference numbers 240125 and 240126, of 4.60 and 8.60 mm of thickness each.
- There is a gasket for outer sealing (Ref. 240137). Glazing equal to outer gasket Ref. 240124.

ACRISTALAMIENTO EN PERFILES/ PROFILE GLAZING

COR-8620, 8621, 8635, 8637, 8670, 8681, 8685, 8686, 8687, 8690

Junquillo recto/ Straight glazing bead	Cota A/ Level A	Cota B/ Level B	Vidrio/ Glass	Junta Interior/ Inner Gasket	Junta Exterior/ Outer Gasket
2023	2,50	72,00	**64**	4,00	3,60
			63	5,00	
			62	6,00	
			61	7,00	
			60	8,00	
			59	9,00	
2093	8,00	66,50	**59**	4,00	3,60
			58	5,00	
			57	6,00	
			56	7,00	
			55	8,00	
			54	9,00	
2019	12,00	62,50	**55**	4,00	3,60
			54	5,00	
			53	6,00	
			52	7,00	
			51	8,00	
			50	9,00	
2065	16,50	58,00	**50**	4,00	3,60
			49	5,00	
			48	6,00	
			47	7,00	
			46	8,00	
			45	9,00	
2018	19,00	55,50	**48**	4,00	3,60
			47	5,00	
			46	6,00	
			45	7,00	
			44	8,00	
			43	9,00	

Junquillo recto/ Straight glazing bead	Cota A/ Level A	Cota B/ Level B	Vidrio/ Glass	Junta Interior/ Inner Gasket	Junta Exterior/ Outer Gasket
2117	22,00	52,50	**45**	4,00	3,60
			44	5,00	
			43	6,00	
			42	7,00	
			41	8,00	
			40	9,00	
2015	26,00	48,50	**41**	4,00	3,60
			40	5,00	
			39	6,00	
			38	7,00	
			37	8,00	
			36	9,00	
2017	33,00	41,50	**34**	4,00	3,60
			33	5,00	
			32	6,00	
			31	7,00	
			30	8,00	
			29	9,00	
2016	38,00	36,50	**29**	4,00	3,60
			28	5,00	
			27	6,00	
			26	7,00	
			25	8,00	
			24	9,00	

HUECOS LIBRES - JUNQUILLOS RECTOS
EMPTY SLOTS - STRAIGHT GLAZING BEADS

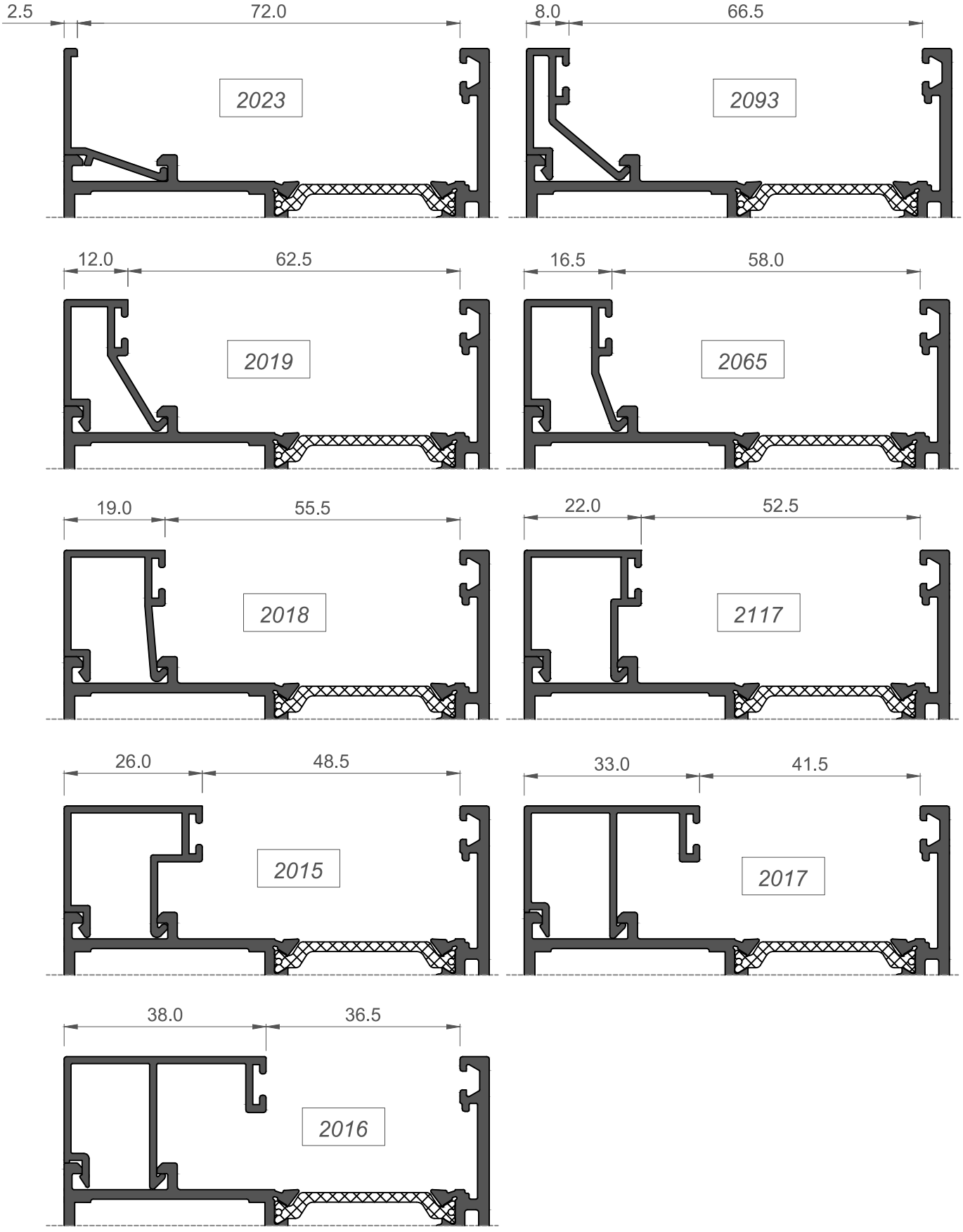

RECOMENDACIONES DE ACRISTALAMIENTO
GLAZING RECOMMENDATIONS

En primer lugar se ha de colocar la junta exterior sobre la hoja, luego se ha de calzar correctamente el vidrio, para transmitir convenientemente su carga a la perfilería y herraje. Una vez calzado y asentado el vidrio se ajunquillará para evitar su salida hacia el exterior/interior mediante junquillo clip perimetralmente. En la cara interior se colocará la junta adecuada para ofrecer una correcta presión y sujeción del acristalamiento. Finalmente se aplicará un sellado de silicona sobre la junta exterior. En caso de utilizar la junta exterior 240124, no sería necesario este sellado.

In first place the outer gasket must be placed on the sash, then the glass must be wedged correctly, to conveniently transmit its load to the profiles and the hardware. Once the glass is wedged and settled it must be fixed to avoid any projection to the exterior with a perimeter clip glazing bead. In the inner side an adequate gasket must be fitted to offer a correct pressure and fastening for the glass. Finally, a silicone sealing must be applied on the outer gasket. In case of using the outer gasket 240124, this sealing would not be necessary.

* LA JUNTA DE ACRISTALAMIENTO EXTERIOR (240137) IRÁ ACOMPAÑADA DE UN CORDÓN DE SILICONA QUE ESTABLECERÁ EL SELLADO EXTERIOR DEL CRISTAL.

* THE OUTER GLAZING GASKET (240137) MUST HAVE A SILICONE CORD THAT SHALL ESTABLISH THE OUTER SEALING OF THE GLASS.

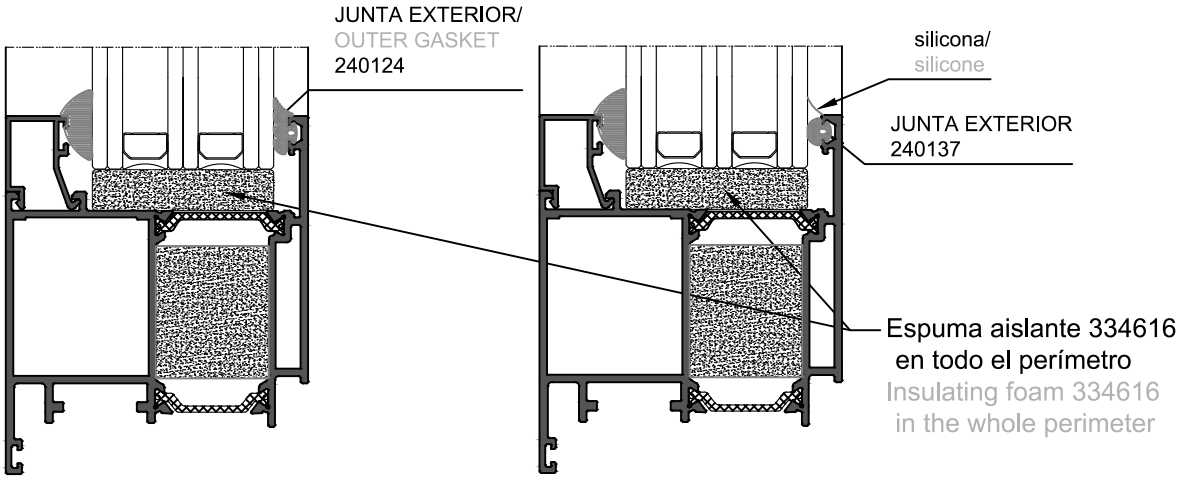

POSICIONAMIENTO RECOMENDABLE DE LOS CALZOS, SEGÚN SU APLICACIÓN
ADVISABLE LAYOUT FOR THE WEDGES, IN ACCORDANCE TO ITS USE

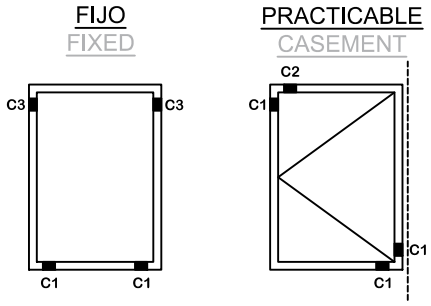

Nota/Note:
Interrumpir la espuma 334616 en la zona de colocación del calzo
Interrupt foam 334616 in the collocation area of the wedge

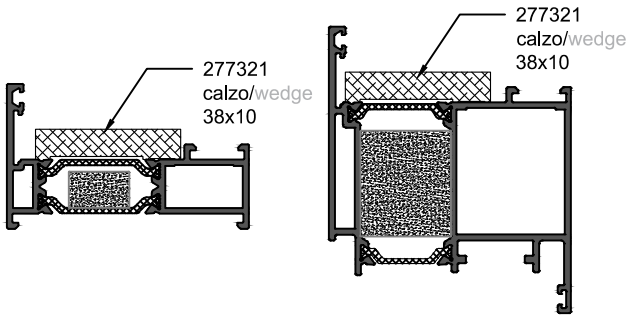

Nomenclatura de los Calzos:
C1 = CALZO DE APOYO.
C2 = CALZO PERIMETRAL.
C3 = CALZO DE SEGURIDAD.

Name of the wedges:
C1 = SUPPORT WEDGE.
C2 = PERIMETER WEDGE.
C3 = SECURITY WEDGE.

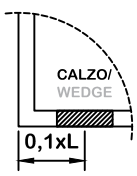

Notas:
- Los calzos deben colocarse necesariamente como preven los croquis arriba indicados, sin añadir otros calzos en otras situaciones.
- La distancia entre el eje de los calzos y el borde del vidrio, será aprox. L/10 (L = longitud de vidrio).

Notes:
- The wedges must be placed as shown in the sketch above, without adding any wedges in other locations.
- The distance between the axis of the wedges and the edge of the glass, will be approx. L/10 (L = length of the glass).

TABLA DE ACRISTALAMIENTO - PUERTA PANELADA
GLAZING TABLES - PANEL DOOR

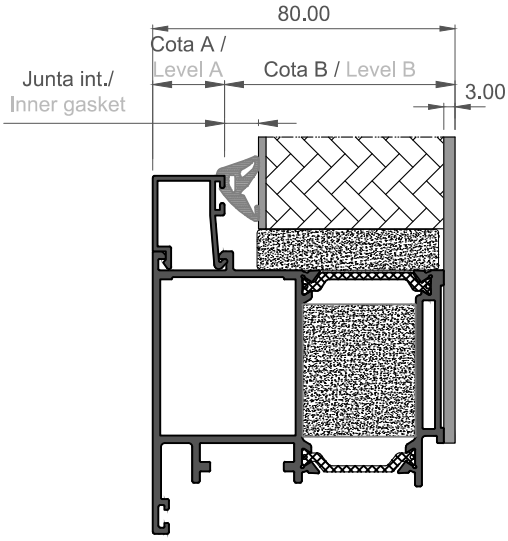

INTERIORES/INTERIORS		
Referencia/ Reference	Espesor (mm) Thickness (mm)	Dibujo/ Design
240135	4	
242701	5	
240136	6	
250097	7	
250098	8	
250092	9	

ACRISTALAMIENTO EN PERFILES/ PROFILE GLAZING COR-8610, 8612

Junquillo recto/ Straight glazing bead	Cota A/ Level A	Cota B/ Level B	Espesor Panel/ Panel Thickness	Junta Interior/ Inner Gasket
2023	2,50	77,50	**74**	4,00
			73	5,00
			72	6,00
			71	7,00
			70	8,00
			69	9,00
2093	8,00	72,00	**68**	4,00
			67	5,00
			66	6,00
			65	7,00
			64	8,00
			63	9,00
2019	12,00	68,00	**64**	4,00
			63	5,00
			62	6,00
			61	7,00
			60	8,00
			59	9,00
2065	16,50	63,50	**60**	4,00
			59	5,00
			58	6,00
			57	7,00
			56	8,00
			55	9,00
2018	19,00	61,00	**57**	4,00
			56	5,00
			55	6,00
			54	7,00
			53	8,00
			52	9,00

Junquillo recto/ Straight glazing bead	Cota A/ Level A	Cota B/ Level B	Espesor Panel/ Panel Thickness	Junta Interior/ Inner Gasket
2117	22,00	58,00	**54**	4,00
			53	5,00
			52	6,00
			51	7,00
			50	8,00
			49	9,00
2015	26,00	54,00	**50**	4,00
			49	5,00
			48	6,00
			47	7,00
			46	8,00
			45	9,00
2017	33,00	47,00	**43**	4,00
			42	5,00
			41	6,00
			40	7,00
			39	8,00
			38	9,00
2016	38,00	42,00	**38**	4,00
			37	5,00
			36	6,00
			35	7,00
			34	8,00
			33	9,00

PUERTA MILLENNIUM PLUS
MILLENNIUM PLUS DOOR

6. MILLENNIUM PLUS 80
6.3 SECCIONES DE DESPIECE / CUTTING PIECE SECTIONS

IMPORTANTE

ALUMINIOS CORTIZO S.A.U. se reserva el derecho de modificar o eliminar cualquiera de sus perfiles, accesorios o juntas del sistema sin previo aviso.

ALUMINIOS CORTIZO S.A.U. no se hace responsable de las posibles erratas tipográficas de este catálogo y recomienda encarecidamente al cliente que, antes de la formalización de cualquier pedido, verifique que las referencias aparecidas en el mismo son las correctas.

IMPORTANT

ALUMINIOS CORTIZO S.A.U. reserves the right to modify or remove any of its system profiles, accessories or gaskets without prior notification.

ALUMINIOS CORTIZO S.A.U. will not be responsible for any possible typographical errors in this catalogue and strongly recommends to the client that, before formalising any order, to check that the references that appear in this catalogue are correct.

PUERTA MILLENNIUM PLUS
Secciones de despiece - MP80

MILLENNIUM PLUS DOOR
Cutting piece sections - MP80

Puerta 1 hoja practicable - MP 80 / 1 sash hinged door - MP 80

1:4

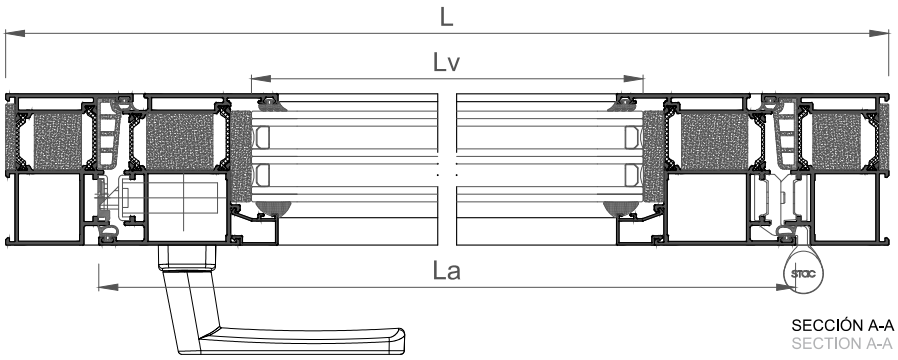

SECCIÓN A-A
SECTION A-A

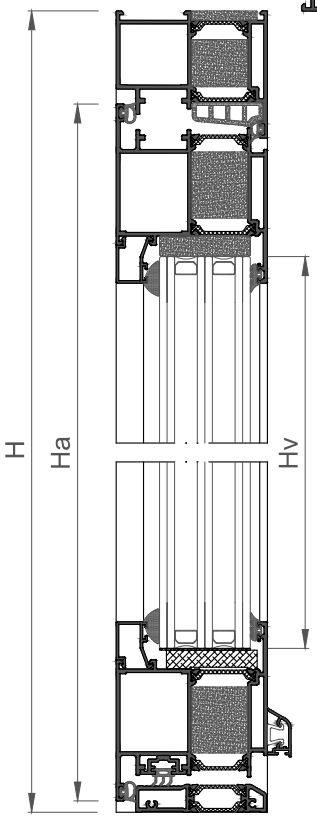

SECCIÓN B-B
SECTION B-B

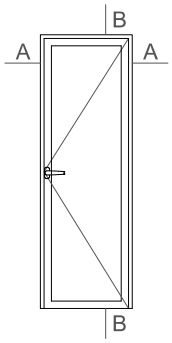

				mm
COR-8680*			x 1	L
			x 2	H
COR-8685*			x 2	La=L-98.6
			x 2	Ha=H-55.3
COR-7881			x 1	L-134.4 (1)
			x 1	L-82.6 (2)
COR-7662			x 1	L - 146.6
COR-2065			x 2	L - 248
			x 2	H - 244.7
COR-2304			x 1	L - 154.4

*Posibilidad de marco y hoja sin espuma aislante, Cor-8630 y Cor-8620 respectivamente/Possibility of frame and sash without insulating foam, Cor-8630 and Cor-8620 respectively.
(1) Con tapas laterales/With lateral end plates (308660)
(2) Retestado con juego de fresas/Cross-cutting with miller set (307695)

	307630	x 2
	347635	x 2
	307620	x 4
	347635	x 4
	287310	x 4

	308302	x 1
	387622	x 3
	301052	x 1
	363656	x 1
	321811	x 2
	301060	x 1
	301265	x 2

	307600	L
	307610	2L + 2H
	307623	L + 2H
	334616	2L + 2H
	287300	L + 2H
	368605	L + 2H

	277321	x 4
	308660	x 1
	262304	x 1

	240124	2Lv + 2Hv
	240136	2Lv + 2Hv

	262305	L/200 + 1

	130 kg	La < 1500
		Ha < 2600

	e=48mm	x 1	Lv = L-260
			Hv = H-216.7

PUERTA MILLENNIUM PLUS
Secciones de despiece - MP80

MILLENNIUM PLUS DOOR
Cutting piece sections - MP80

Puerta 1 hoja practicable - MP 80 / 1 sash hinged door - MP 80

1:4

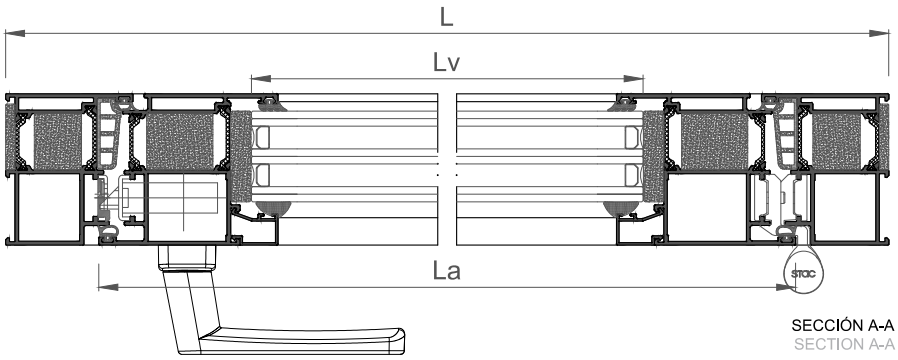

SECCIÓN A-A
SECTION A-A

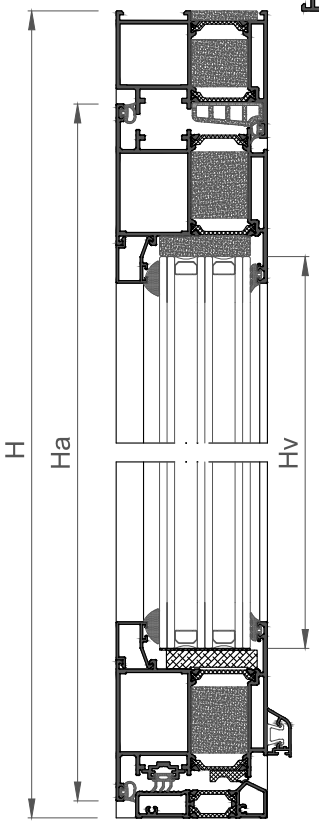

SECCIÓN B-B
SECTION B-B

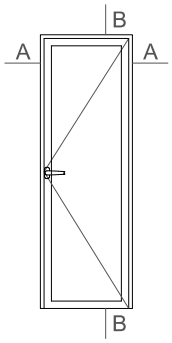

				mm
COR-8680*			x 1	L
			x 2	H
COR-8685*			x 2	La=L-98.6
			x 2	Ha=H-58.3
COR-8664			x 1	L-82.6 (1)
COR-2849			x 1	L - 146.6
COR-2065			x 2	L - 248
			x 2	H - 247.7
COR-2304			x 1	L - 154.4

*Posibilidad de marco y hoja sin espuma aislante, Cor-8630 y Cor-8620 respectivamente/Possibility of frame and sash without insulating foam, Cor-8630 and Cor-8620 respectively.
(1) Retestado con juego de fresas/Cross-cutting with miller set (307695)

	307630	x 2
	347635	x 2
	307620	x 4
	347635	x 4
	287310	x 4

	308302	x 1
	387622	x 3
	301052	x 1
	363656	x 1
	321811	x 2
	301060	x 1
	301265	x 2

	277321	x 4
	262304	x 1

	307600	L
	307610	2L + 2H
	307623	L + 2H
	334616	2L + 2H
	287300	L + 2H
	368605	L + 2H
	307624	L - 123.6

	240124	2Lv + 2Hv
	240136	2Lv + 2Hv

	262305	L/200 + 1

	130 kg	La < 1500	
		Ha < 2600	

	e=48mm	x 1	Lv = L-260
			Hv = H-219.7

PUERTA MILLENNIUM PLUS
Secciones de despiece - MP80

MILLENNIUM PLUS DOOR
Cutting piece sections - MP80

Puerta 1 hoja practicable sin umbral - MP 80 / 1 sash hinged door without threshold- MP 80

1:4

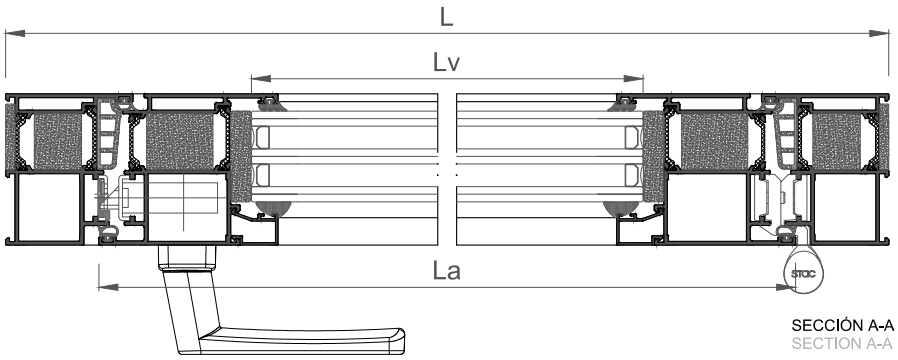

SECCIÓN A-A
SECTION A-A

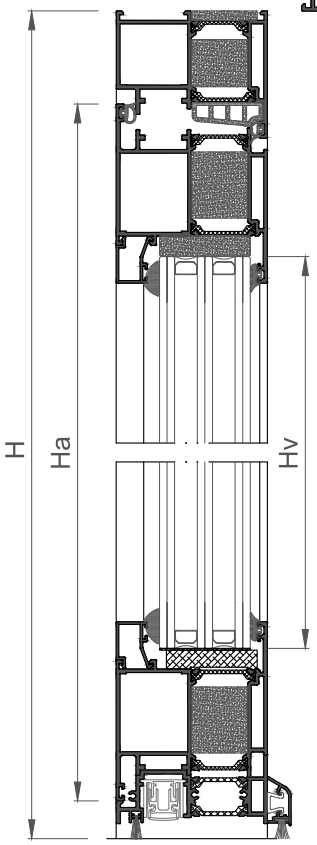

SECCIÓN B-B
SECTION B-B

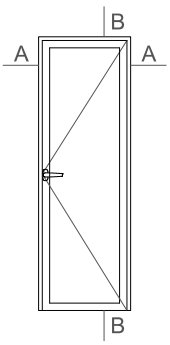

			mm
COR-8680*		x 1	L
		x 2	H
COR-8685*		x 2	La=L-98.6
		x 2	Ha=H-69.3
COR-8647		x 1	L - 100.6
COR-2065		x 2	L - 248
		x 2	H - 258.7
COR-2304		x 1	L - 154.4

*Posibilidad de marco y hoja sin espuma aislante, Cor-8630 y Cor-8620 respectivamente/Possibility of frame and sash without insulating foam, Cor-8630 and Cor-8620 respectivel.

	307630	x 2
	347635	x 2
	307620	x 4
	347635	x 4
	287310	x 4

	307610	L + 2H
	307623	L + 2H
	353771	L
	334616	2L + 2H
	287300	L + 2H
	368605	L + 2H

	240124	2Lv + 2Hv
	240136	2Lv + 2Hv

	262305	L/200 + 1

	308302	x 1
	387622	x 3
	301052	x 1
	363656	x 1
	321811	x 2
	301060	x 1
	301265	x 2

	277321	x 4
	262304	x 1
	398647	x 1
	398648	x 1
	397649	x 2
	398649	x 2

	130 kg	La < 1500	
		Ha < 2600	

	e=48mm	x 1	Lv = L-260
			Hv = H-230.7

PUERTA MILLENNIUM PLUS
Secciones de despiece - MP80

MILLENNIUM PLUS DOOR
Cutting piece sections - MP80

Puerta 1 hoja practicable fijo lateral - MP 80 / 1 sash hinged door lateral fixed - MP 80

1:4

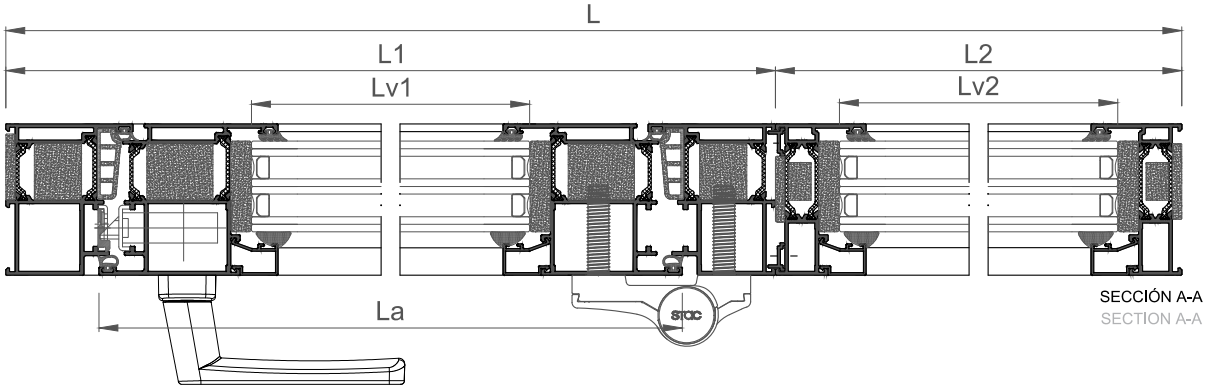

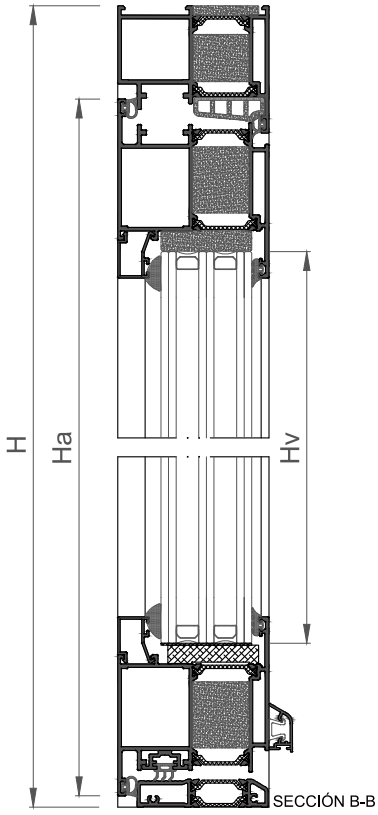

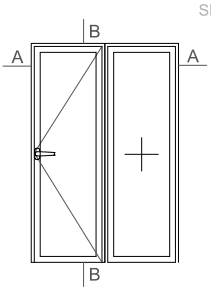

				mm
COR-8680*			x 1	L1
			x 2	H
COR-8685*			x 2	La=L1-98.6
			x 2	Ha=H-55.3
COR-8681*			x 2	L2
			x 2	H
COR-7881			x 1	L1-134.4 (1)
			x 1	L1-82.6 (2)
COR-7662			x 1	L1 - 146.6
COR-2065 (apertura)			x 2	L1 - 248
			x 2	H - 244.7
COR-2065 (fijo)			x 2	L2 - 55.8
			x 2	H - 95.8
COR-2304			x 1	L1 - 154.4
COR-7251			x 2	H

*Posibilidad de marco y hoja sin espuma aislante, Cor-8630 y Cor-8620 respectivamente/Possibility of frame and sash without insulating foam, Cor-8630 and Cor-8620 respectively.
(1) Con tapas laterales/With lateral end plates (308660)
(2) Retestado con juego de fresas/Cross-cutting with miller set (307695)

	307630	x 2
	347635	x 2
	307620	x 4
	347635	x 4
	287310	x 4
	920380	x 4
	287310	x 4

	308302	x 1
	320422	x 3
	320560	x 12
	301052	x 1
	363656	x 1
	321811	x 2
	301060	x 1
	301265	x 2

	277321	x 8
	308660	x 1
	262304	x 1

	307600	L1
	307610	2L+ 2H
	307623	L + 2H
	334616	2L + 4H
	287300	L + 2H
	320023	2L2 + 2H
	368605	L1 + 2H

	262305	L/200 + 1

	240124	2Lv+ 4Hv
	240136	2L + 4H

160 kg	La < 1700	
	Ha < 3000	

e=48mm	Apertura/ Opening	H-216.7	L1-260
	Fijo/ Fixed	H-67.8	L2-67.8

PUERTA MILLENNIUM PLUS
Secciones de despiece - MP80

MILLENNIUM PLUS DOOR
Cutting piece sections - MP80

Puerta 1 hoja practicable fijo superior - MP 80 / 1 sash hinged door top fixed - MP 80

1:4

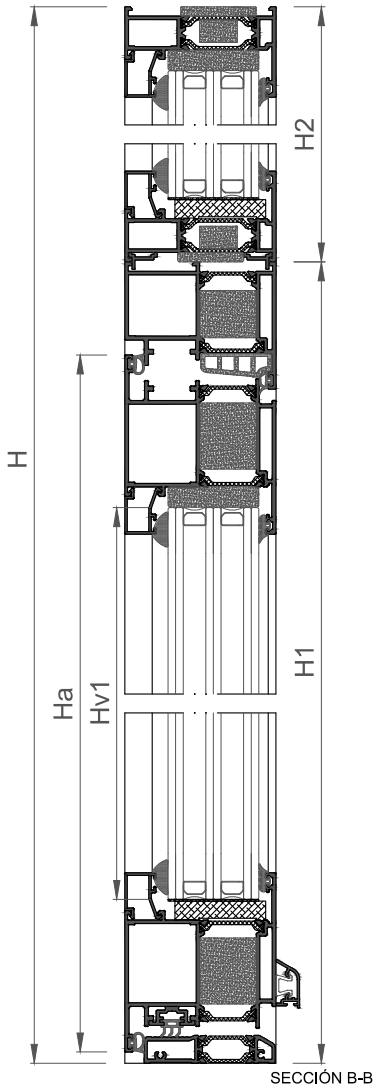

SECCIÓN B-B
SECTION B-B

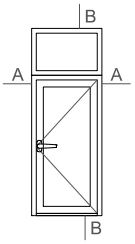

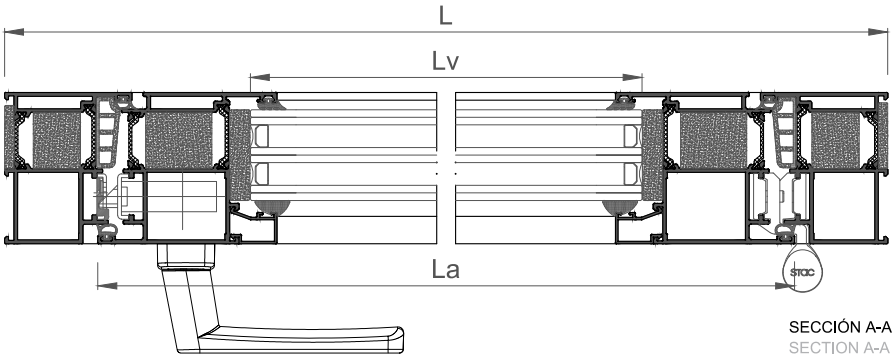

SECCIÓN A-A
SECTION A-A

			mm
COR-8680*		x 1	L
		x 2	H1
COR-8685*		x 2	La=L-98.6
		x 2	Ha=H1-55.3
COR-8681*		x 2	L
		x 2	H2
COR-7881		x 1	L-134.4 (1)
		x 1	L-82.6 (2)
COR-7662		x 1	L - 146.6
COR-2065 (apertura)		x 2	L - 248
		x 2	H1 - 244.7
COR-2065 (fijo)		x 2	L - 55.8
		x 2	H2 - 95.8
COR-2304		x 1	L - 154.4
COR-7251		x 2	L

*Posibilidad de marco y hoja sin espuma aislante, Cor-8630 y Cor-8620 respectivamente/Possibility of frame and sash without insulating foam, Cor-8630 and Cor-8620 respectively.
(1) Con tapas laterales/With lateral end plates (308660)
(2) Retestado con juego de fresas/Cross-cutting with miller set (307695)

	307630	x 2
	347635	x 2
	307620	x 4
	347635	x 4
	287310	x 4
	920380	x 4
	287310	x 4

	308302	x 1
	387622	x 3
	301052	x 1
	363656	x 1
	321811	x 2
	301060	x 1
	301265	x 2

	277321	x 8
	308660	x 1
	262304	x 1

	130 kg	La < 1500
		Ha < 2600

	e=48mm	Apertura/ Opening	H1-216.7	L-260
		Fijo/ Fixed	H2-67.8	L-67.8

	240124	4Lv + 2Hv
	240136	4Lv + 2Hv

	262305	L/200 + 1

	307600	L
	307610	2L + 2H
	307623	L + 2H
	334616	4L + 2H
	287300	L + 2H
	320023	2L + 2H2
	368605	L + 2H1

PUERTA MILLENNIUM PLUS
Secciones de despiece - MP80

MILLENNIUM PLUS DOOR
Cutting piece sections - MP80

Puerta 2 hojas practicable apertura interior - MP 80 / 2 sash hinged door inwards opening - MP 80

1:4

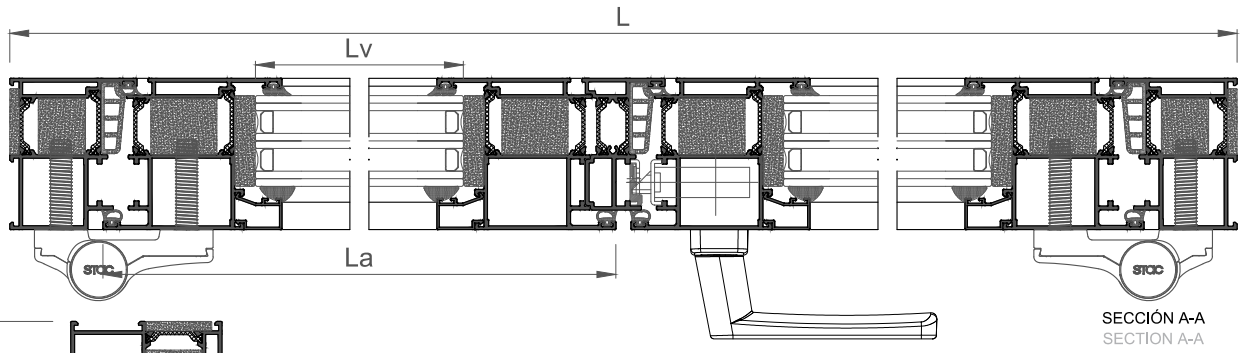

SECCIÓN A-A
SECTION A-A

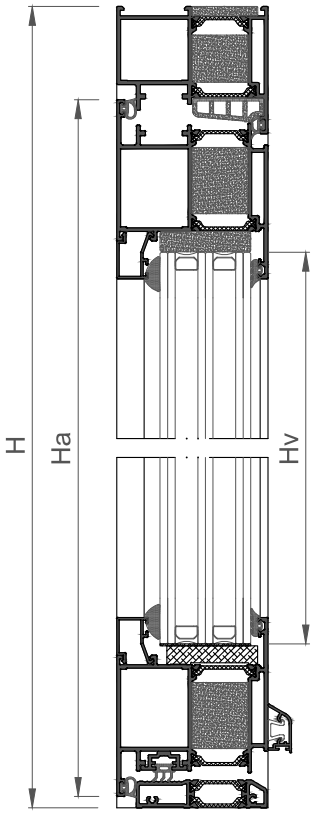

SECCIÓN B-B
SECTION B-B

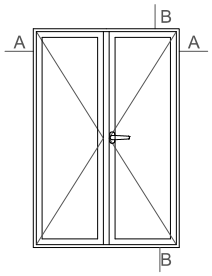

COR-8680*			x 1	L
			x 2	H
COR-8685*			x 4	La=L/2-53.3
			x 4	Ha=H-55.3
COR-8640			x 1	H - 111.1
COR-7881			x 1	L-134.4 (1)
			x 1	L-82.6 (2)
COR-7662			x 1	L/2 - 101.3 (activa/active)
			x 1	L/2 - 77.3 (pasiva/passive)
COR-2065			x 4	L/2 - 202.7
			x 4	H - 244.7
COR-2304			x 1	L/2 - 109 (activa/active)
			x 1	L/2 - 60 (pasiva/passive)

*Posibilidad de marco y hoja sin espuma aislante, Cor-8630 y Cor-8620 respectivamente/Possibility of frame and sash without insulating foam, Cor-8630 and Cor-8620 respectively.
(1) Con tapas laterales/With lateral end plates (308660)
(2) Retestado con juego de fresas/Cross-cutting with miller set (307695)

	307630	x 2
	347635	x 2
	307620	x8
	347635	x 8
	287310	x 8

	308302	x 1
	320422	x 6
	320560	x 24
	301052	x 1
	363656	x 1
	321811	x 2
	301060	x 1
	301265	x 2
	301007	x 1
	301006	x 1
	301005	x 1
	240287	x 1

	277321	x 8
	308660	x 1
	262304	x 2
	308640	x 1

	307600	L
	307610	2L + 4H
	307623	L + 3H
	334616	2L + 4H
	287300	L + 2H
	368605	L + 3H

	240124	4Lv + 4Hv
	240136	4Lv + 4Hv

	262305	L/200 + 1

	160 kg	La < 1700	
		Ha < 3000	

	e=48mm	x 2	Lv=L/2-214.7
			Hv=H-216.7

PUERTA MILLENNIUM PLUS
Secciones de despiece - MP80

MILLENNIUM PLUS DOOR
Cutting piece sections - MP80

Puerta 2 hojas practicable apertura interior - MP 80 / 2 sash hinged door inwards opening - MP 80

1:4

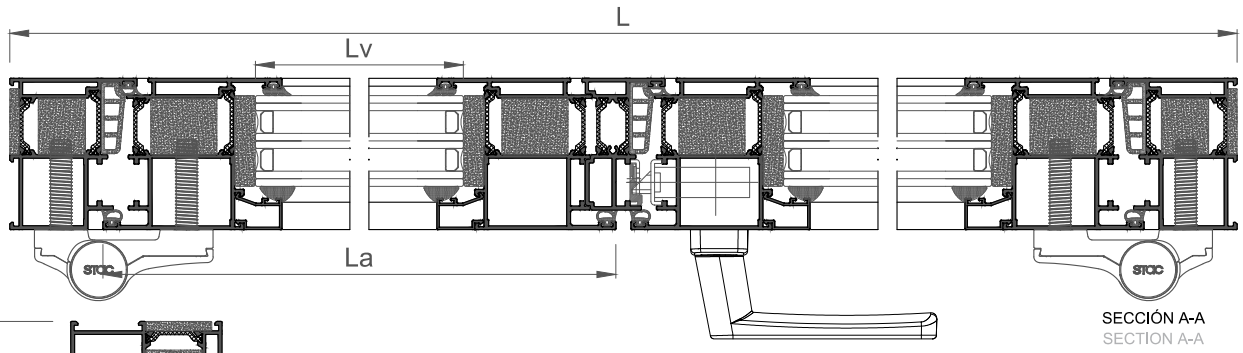

SECCIÓN A-A
SECTION A-A

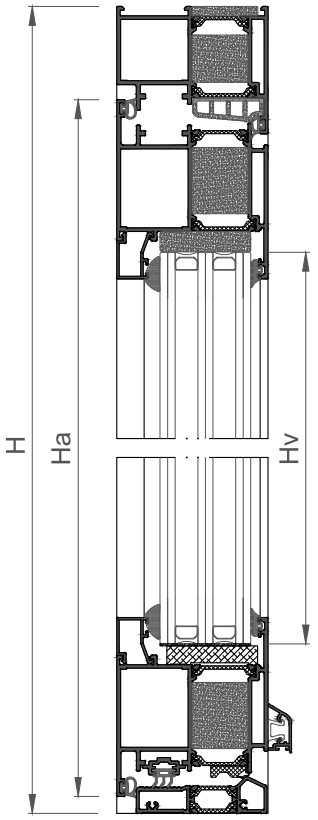

SECCIÓN B-B
SECTION B-B

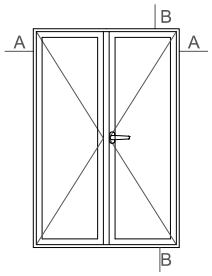

				mm
COR-8680*			x 1	L
			x 2	H
COR-8685*			x 4	La=L/2-53.3
			x 4	Ha=H-58.3
COR-8640			x 1	H - 114.1
COR-8664			x 1	L-82.6 (1)
COR-2849			x 1	L/2 - 101.3 (activa/active)
			x 1	L/2 - 77.3 (pasiva/passive)
COR-2065			x 4	L/2 - 202.7
			x 4	H - 247.7
COR-2304			x 1	L/2 - 109 (activa/active)
			x 1	L/2 - 60 (pasiva/passive)

*Posibilidad de marco y hoja sin espuma aislante, Cor-8630 y Cor-8620 respectivamente/Possibility of frame and sash without insulating foam, Cor-8630 and Cor-8620 respectively.
(1) Retestado con juego de fresas/Cross-cutting with miller set (307695)

	307630	x 2
	347635	x 2
	307620	x8
	347635	x 8
	287310	x 8

	308302	x 1
	320422	x 6
	320560	x 24
	301052	x 1
	363656	x 1
	321811	x 2
	301060	x 1
	301265	x 2
	301007	x 1
	301006	x 1
	301005	x 1
	240287	x 1

	277321	x 8
	262304	x 2
	308640	x 1

	307600	L
	307610	2L + 4H
	307623	L + 3H
	334616	2L + 4H
	287300	L + 2H
	368605	L + 3H
	307624	L/2 - 78.3 (activa/active)
		L/2 - 49 (pasiva/passive)

	240124	4Lv + 4Hv
	240136	4Lv + 4Hv

	262305	L/200 + 1

	160 kg	La < 1700
		Ha < 3000

	e=48mm	x 2	Lv=L/2-214.7
			Hv=H-219.7

PUERTA MILLENNIUM PLUS
Secciones de despiece - MP80

MILLENNIUM PLUS DOOR
Cutting piece sections - MP80

Puerta 2 hojas practicable con fijos superiores y laterales - MP 80 / 2 sash hinged door with lateral and top fixed - MP 80

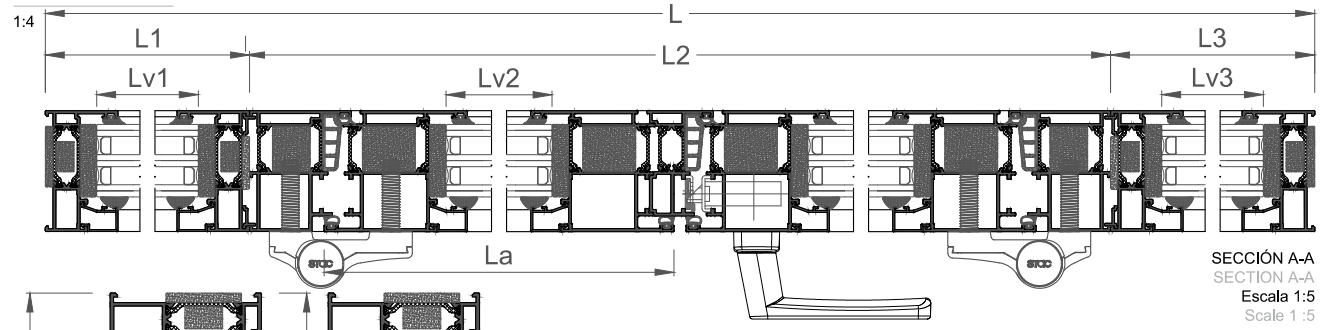

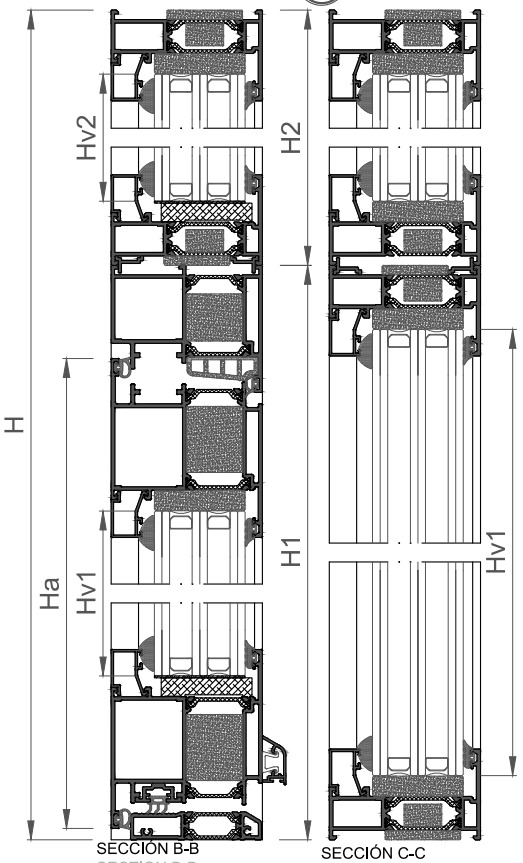

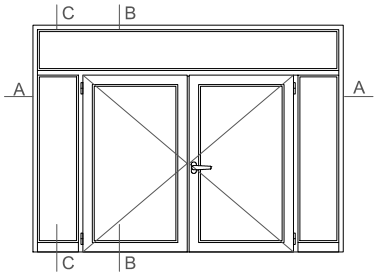

COR-8680*			x 1	L2
			x 2	H1
COR-8685*			x 4	La=L2/2-53.3
			x 4	Ha=H1-55.3
COR-8681*			x 2	L
			x 2	L1
			x 2	L3
			x 4	H1
			x 2	H2
COR-8640			x 1	H1 - 111.1
COR-7881			x 1	L2-134.4(1)
			x 1	L2-82.6 (2)
COR-7662			x 1	L2/2 - 101.3 (activa/active)
			x 1	L2/2 - 77.3 (pasiva/passive)
COR-2065 (apertura/opening)			x 4	L2/2 - 202.7
			x 4	H1 - 244.7
COR-2065 (fijo/fixed)			x 2	L - 55.8
			x 2	H2 - 95.8
			x 2	L1 - 55.8
			x 2	L3 - 55.8
			x 4	H1 - 95.8
COR-2304			x 1	L2/2 - 109 (activa/active)
			x 1	L2/2 - 60 (pasiva/passive)
COR-7251			x 2	L
			x 4	H1

	307630	x 2
	347635	x 2
	307620	x8
	347635	x 8
	287310	x 8
	920380	x 12
	287310	x 12
	308302	x 1
	320422	x 6
	320560	x 24
	301052	x 1
	363656	x 1
	321811	x 2
	301060	x 1
	301265	x 2
	301007	x 1
	301006	x 1
	301005	x 1
	240287	x 1
	277321	x 20
	308660	x 1
	262304	x 2
	308640	x 1

*Posibilidad de marco y hoja sin espuma aislante, Cor-8630 y Cor-8620 respectivamente/Possibility of frame and sash without insulating foam, Cor-8630 and Cor-8620 respectively.
(1) Con tapas laterales/With lateral end plates (308660)
(2) Retestado con juego de fresas/Cross-cutting with miller set (307695)

	307600	L2
	307610	2L2 + 4H1
	307623	L2 + 3H1
	334616	4L + 8H
	287300	L+2H1
	320023	2L+4H
	368605	L + 3H

	e=48mm	x 2	Apertura/ Opening	Hv2=H1-216.7	Lv2=L2/2-214.7
		x 1	Fijo lateral/ Lateral fixed	Hv1=H1-67.8	Lv1=L1-67.8
		x 1		Hv3=H1-67.8	Lv3=L3-67.8
		x 1	Fijo superior/ Top fixed	Hv4=H2-67.8	Lv4=L-67.8

	240124	4L + 8H
	240136	4L + 8H
	262305	L2/200 + 1

	160 kg
La < 1700	
Ha < 3000	

PUERTA MILLENNIUM PLUS
Secciones de despiece - MP80

MILLENNIUM PLUS DOOR
Cutting piece sections - MP80

Puerta 1 hojas practicable apertura exterior - MP 80 / 1 sash hinged door outwards opening - MP 80

1:4

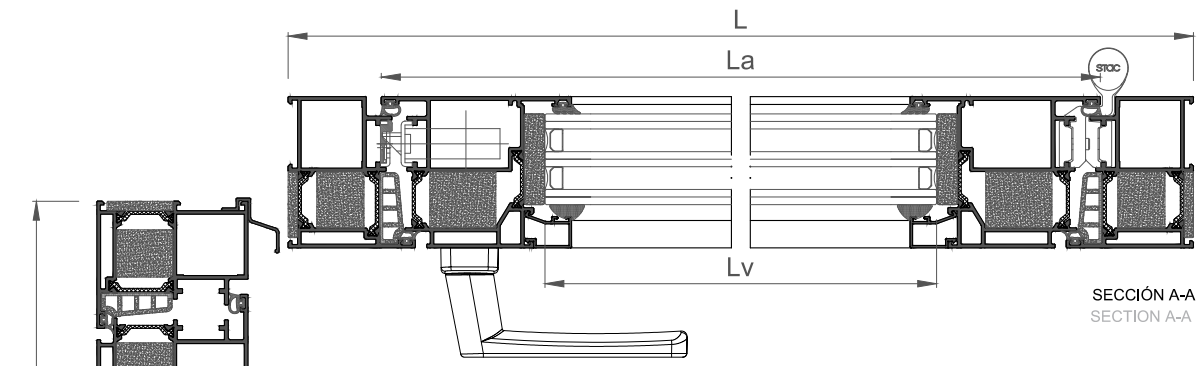

SECCIÓN A-A
SECTION A-A

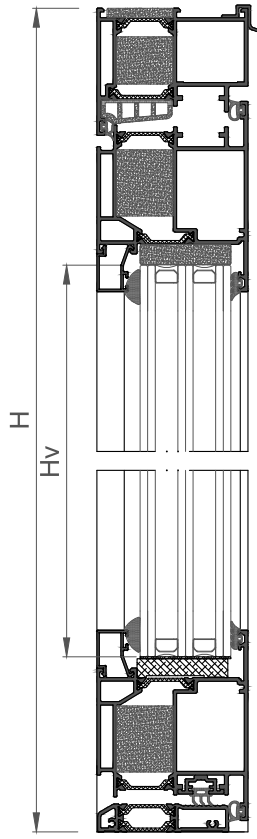

SECCIÓN B-B
SECTION B-B

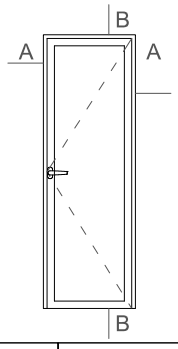

				mm
COR-8680*			x 1	L
			x 2	H
COR-8686*			x 2	La=L-98.6
			x 2	Ha=H-55.3
COR-7881			x 1	L-134.4 (1)
			x 1	L-82.6 (2)
COR-7662			x 1	L - 146.6
COR-2065			x 2	L - 259.8
			x 2	H - 256.5
COR-7010			x 1	L

*Posibilidad de marco y hoja sin espuma aislante, Cor-8630 y Cor-8621 respectivamente/Possibility of frame and sash without insulating foam, Cor-8630 and Cor-8620 respectively.
(1) Con tapas laterales/With lateral end plates (308660)
(2) Retestado con juego de fresas/Cross-cutting with miller set (307695)

	307630	x 2
	347635	x 2
	307620	x 4
	347635	x 4
	287310	x 4

	318302	x 1
	387622	x 3
	301052	x 1
	363656	x 1
	321811	x 2
	301061	x 1
	301265	x 2

	277321	x 4
	308660	x 1

	307600	L
	307610	2L + 2H
	307623	L + 2H
	334616	2L + 2H
	287300	L + 2H
	368605	L + 2H

	240124	2Lv + 2Hv
	240136	2Lv + 2Hv

130 kg	La < 1500	
	Ha < 2600	

e=48mm	x 1	Lv = L-271.8
		Hv = H-228.5

PUERTA MILLENNIUM PLUS
Secciones de despiece - MP80

MILLENNIUM PLUS DOOR
Cutting piece sections - MP80

Puerta 1 hoja practicable apertura exterior con fijo lateral - MP 80 / 1 sash hinged door outwards opening with lateral fixed - MP 80

1:4

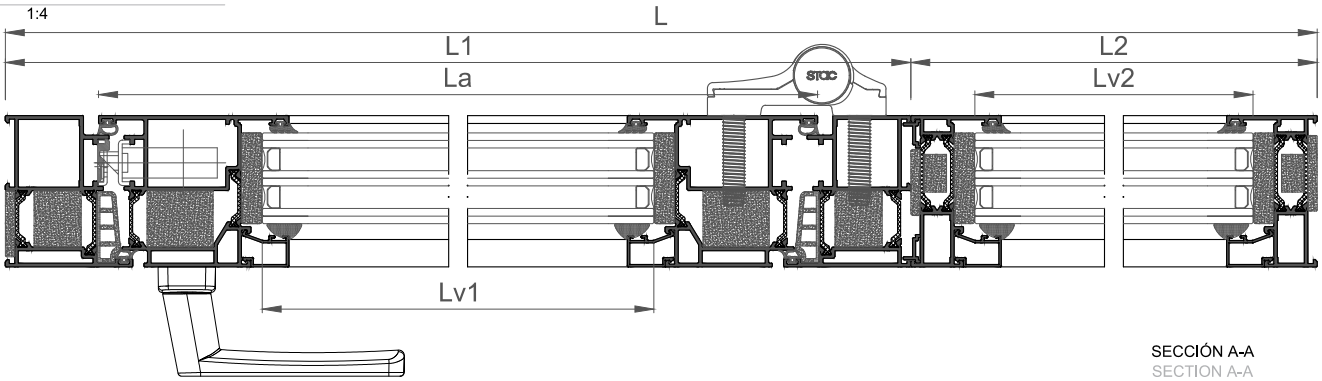

SECCIÓN A-A
SECTION A-A

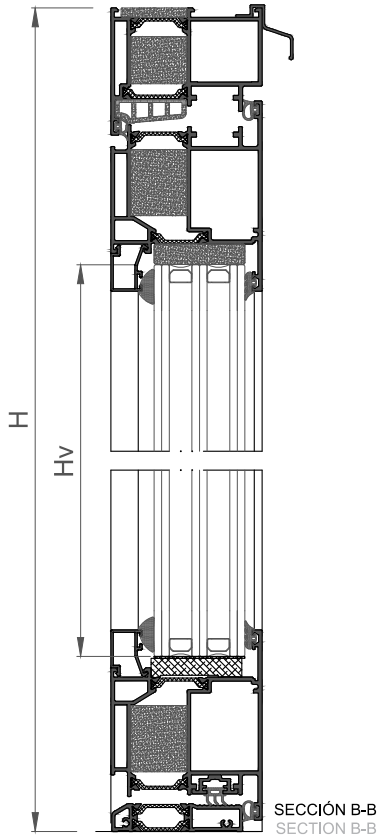

SECCIÓN B-B
SECTION B-B

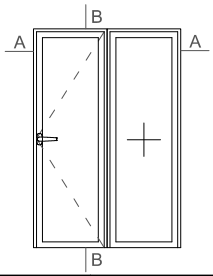

				mm
COR-8680*			x 1	L1
			x 2	H
COR-8686*			x 2	La=L1-98.6
			x 2	Ha=H-55.3
COR-8681*			x 2	L2
			x 2	H
COR-7881			x 1	L1-134.4 (1)
			x 1	L1-82.6 (2)
COR-7662			x 1	L1 - 146.6
COR-2065 (apertura)			x 2	L1 - 259.8
			x 2	H - 256.5
COR-2065 (fijo)			x 2	L2 - 55.8
			x 2	H - 95.8
COR-7010			x 1	L1
COR-7251			x 2	H

*Posibilidad de marco y hoja sin espuma aislante, Cor-8630 y Cor-8621 respectivamente/Possibility of frame and sash without insulating foam, Cor-8630 and Cor-8620 respectively.
(1) Con tapas laterales/With lateral end plates (308660)
(2) Retestado con juego de fresas/Cross-cutting with miller set (307695)

	307630	x 2
	347635	x 2
	307620	x 4
	347635	x 4
	287310	x 4
	920380	x 4
	287310	x 4

	318302	x 1
	320422	x 3
	320560	x 12
	301052	x 1
	363656	x 1
	321811	x 2
	301061	x 1
	301265	x 2

	277321	x 8
	308660	x 1

	307600	L1
	307610	2L+ 2H
	307623	L + 2H
	334616	2L + 4H
	287300	L + 2H
	320023	2L2 + 2H
	368605	L + 2H

	240124	2Lv+ 4Hv
	240136	2L + 4H

	160 kg	La < 1700
		Ha < 3000

	e=48mm	Apertura/ Opening	Lv=H-228.5	Lv=L1-271.8
		Fijo/ Fixed	H-67.8	L2-67.8

PUERTA MILLENNIUM PLUS
Secciones de despiece - MP80

MILLENNIUM PLUS DOOR
Cutting piece sections - MP80

Puerta 1 hoja practicable apertura exterior con fijo superior - MP 80 / 1 sash hinged door outwards opening with top fixed - MP 80

1:4

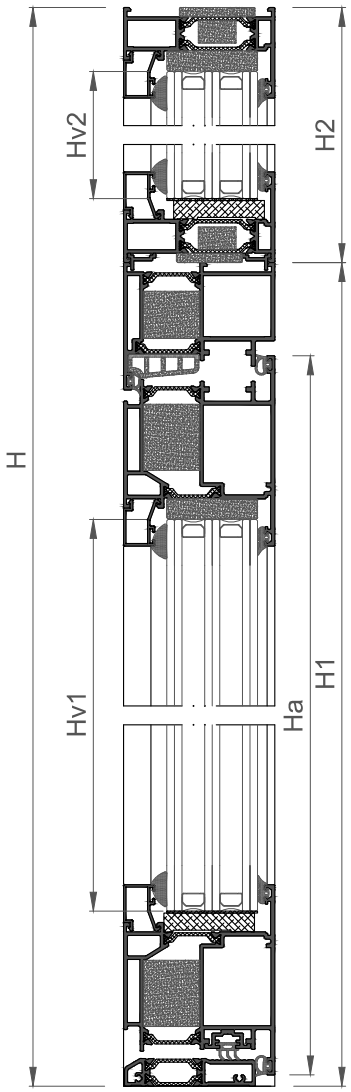

SECCIÓN B-B
SECTION B-B

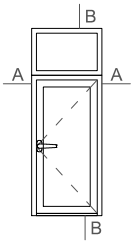

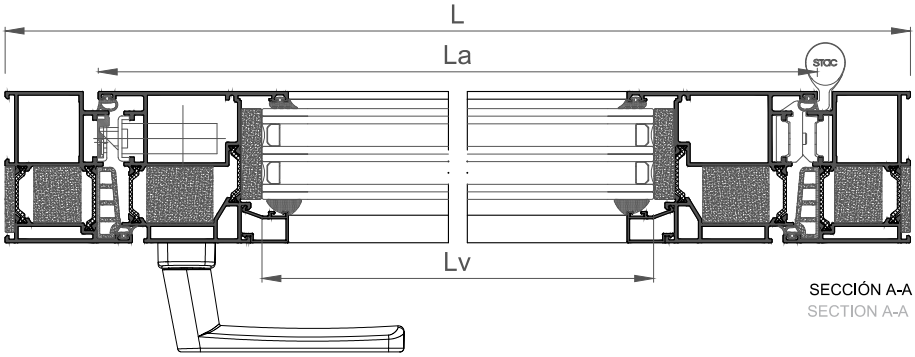

SECCIÓN A-A
SECTION A-A

				mm
COR-8680*			x 1	L
			x 2	H1
COR-8686*			x 2	La=L-98.6
			x 2	Ha=H1-55.3
COR-8681*			x 2	L
			x 2	H2
COR-7881			x 1	L-134.4 (1)
			x 1	L-82.6 (2)
COR-7662			x 1	L - 146.6
COR-2065 (apertura)			x 2	L - 259.8
			x 2	H1 - 256.5
COR-2065 (fijo)			x 2	L - 55.8
			x 2	H2 - 95.8
COR-8296			x 1	L-50
COR-7251			x 2	L

*Posibilidad de marco y hoja sin espuma aislante, Cor-8630 y Cor-8621 respectivamente/Possibility of frame and sash without insulating foam, Cor-8630 and Cor-8620 respectively.
(1) Con tapas laterales/With lateral end plates (308660)
(2) Retestado con juego de fresas/Cross-cutting with miller set (307695)

	307630	x 2
	347635	x 2
	307620	x 4
	347635	x 4
	287310	x 4
	920380	x 4
	287310	x 4

	318302	x 1
	387622	x 3
	301052	x 1
	363656	x 1
	321811	x 2
	301061	x 1
	301265	x 2

	277321	x 8
	308660	x 1
	258206	x 1

	307600	L
	307610	2L + 2H
	307623	L + 2H
	334616	4L + 2H
	287300	L + 2H
	320023	2L + 2H2
	368605	L + 2H

	240124	4Lv + 2Hv
	240136	4Lv + 2Hv

	238297	L/300+1

	130 kg	La < 1500		
		Ha < 2600		

	e=48mm	Apertura/ Opening	Hv=H1-228.5	Lv=L-271.8
		Fijo/ Fixed	H2-67.8	L-67.8

PUERTA MILLENNIUM PLUS
Secciones de despiece - MP80

MILLENNIUM PLUS DOOR
Cutting piece sections - MP80

Puerta 1 hoja practicable apertura exterior con ventana abatible - MP 80 / 1 sash hinged door with top tilt window - MP 80

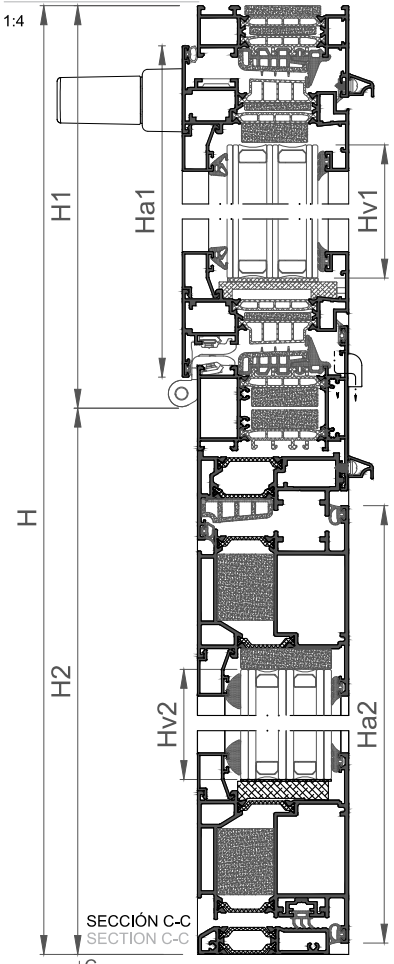

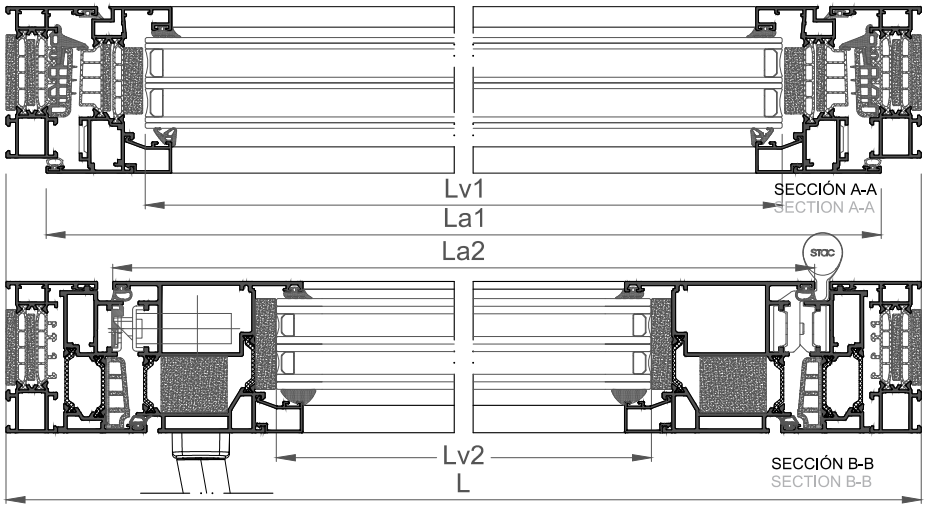

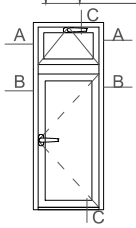

*Posibilidad de marco y hoja sin espuma aislante, Cor-7730, COR-7775 y Cor-7720 respectivamente/Possibility of frame and sash without insulating foam, Cor-7730, COR-7775 and Cor-7720 respectively.
(1) Con tapas laterales/With lateral end plates (308660)
(2) Retestado con juego de fresas/Cross-cutting with miller set (307695)

	70 Kgs.	1250 < La1 < 1800		
		800 < Ha1 < 1800		
	130 kg	La2 < 1500		
		Ha2 < 2600		
	e=48mm	Puerta/Door	Hv2=H2-230.8	Lv2=L-286
		Ventana/Window	Hv1=H1-142.2	Lv1=L-147.2

COR-7731*		x 1	L	
		x 2	H	
COR-8656		x 1	L - 54.4	
		x 2	H2 - 22.4	
COR-7776*		x 1	L - 44.4	
COR-8686*		x 2	La2=L-112.8	
		x 2	Ha2=H2-57.6	
COR-7723		x 2	La1=L - 43	
		x 2	Ha1=H1 - 38	
COR-7881		x 1	L-148.6 (1)	
		x 1	L-96.8 (2)	
COR-7662		x 1	L - 160.8	
COR-2065 Puerta/Door		x 2	L - 274	
		x 2	H2 - 258.8	
COR-2065 Ventana/Window		x 2	L - 135.2	
		x 2	H1 - 170.2	
COR-8296		x 2	L-50	

	347922	x 2
	327920	x 2
	296838	x 2
	307620	x 4
	347635	x 4
	287310	x 4
	347922	x 4
	327920	x 4
	296838	x 4
	920135	x 4
	920380	x 2
	296838	x 2
	920150	x 2
	327971	x 2

	318302	x 1
	387622	x 3
	301052	x 1
	363656	x 1
	321811	x 2
	301061	x 1
	301265	x 2
	253060	x 2
	253073	x 2
	254111	x 3
	253066	x 4
	307302	x 1

	277321	x 4
	308660	x 1
	258206	x 2
	920100	x 2
	347781	x 8
	357702	x 4
	238297	2x L/300+1
	282130	

Ver medidas de corte de pletina en esquemas de herraje.
See measures for cutting the plates in hardware schemes.

	307600	L
	307610	2L + 2H2
	307623	L + 2H2
	223010	2L + 2H1
	327903	2L + 2H1
	347701	2L + 2H1

	327902	2L + 2H1
	240124	4L + 2H
	240136	2L + 2H2
	250097	2L + 2H1
	334616	6L + 2H
	320023	L + 2H1
	368605	L + 2H

PUERTA MILLENNIUM PLUS
Secciones de despiece - MP80

MILLENNIUM PLUS DOOR
Cutting piece sections - MP80

Puerta 2 hojas practicables apertura exterior - MP 80 / 2 sash hinged door outwards opening - MP 80

1:4

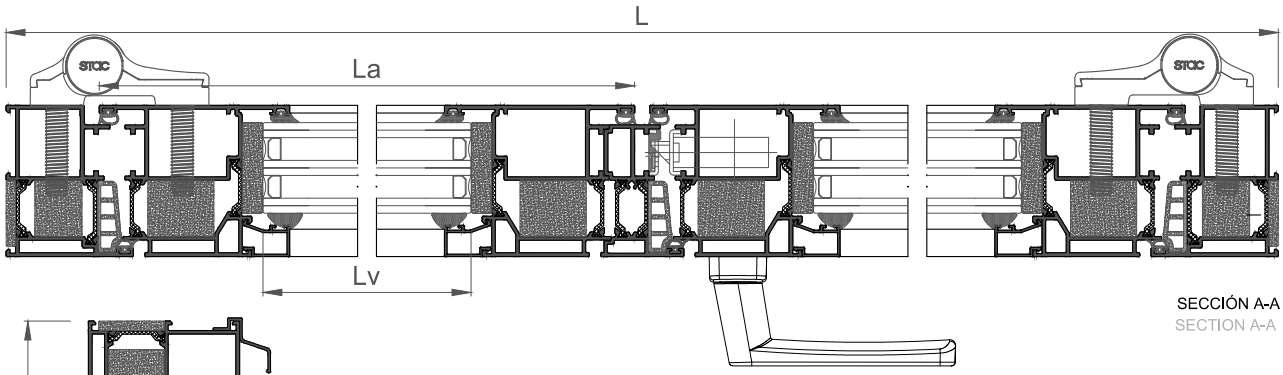

SECCIÓN A-A
SECTION A-A

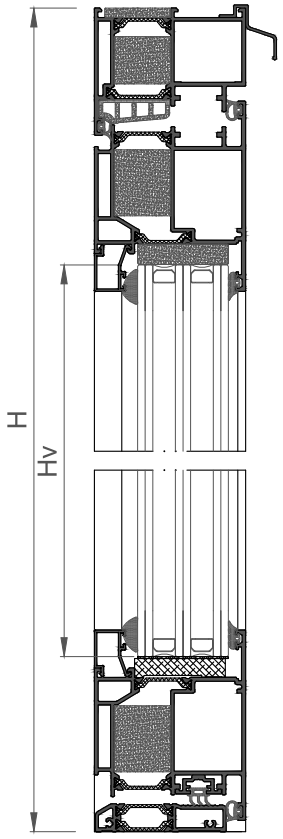

SECCIÓN B-B
SECTION B-B

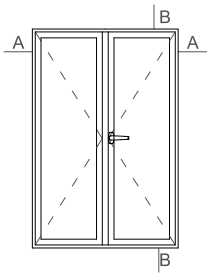

COR-8680*			x 1	L
			x 2	H
COR-8686*			x 4	La=L/2-53.3
			x 4	Ha=H-55.3
COR-8640			x 1	H - 111.1
COR-7881			x 1	L-134.4 (1)
			x 1	L-82.6 (2)
COR-7662			x 1	L/2 - 101.3 (activa/active)
			x 1	L/2 - 77.3 (pasiva/passive)
COR-2065			x 4	L/2 - 214.5
			x 4	H - 256.5
COR-7010			x 1	L

*Posibilidad de marco y hoja sin espuma aislante, Cor-8630 y Cor-8621 respectivamente/Possibility of frame and sash without insulating foam, Cor-8630 and Cor-8620 respectively.
(1) Con tapas laterales/With lateral end plates (308660)
(2) Retestado con juego de fresas/Cross-cutting with miller set (307695)

	307630	x 2
	347635	x 2
	307620	x 8
	347635	x 8
	287310	x 8

	318302	x 1
	320422	x 6
	320560	x 24
	301052	x 1
	363656	x 1
	321811	x 2
	301061	x 1
	301265	x 2
	301007	x 1
	301006	x 1
	301005	x 1
	240287	x 1

	307600	L
	307610	2L + 4H
	307623	L + 3H
	334616	2L + 4H
	287300	L + 2H
	368605	L + 3H

	277321	x 8
	308660	x 1
	308640	x 1

	160 kg	La < 1700	
		Ha < 3000	

	e=48mm	x 2	Lv=L/2-226.5
			Hv=H-228.5

	240124	4Lv + 4Hv
	240136	4Lv + 4Hv

PUERTA MILLENNIUM PLUS
Secciones de despiece - MP80

MILLENNIUM PLUS DOOR
Cutting piece sections - MP80

Puerta 2 hojas practicables apertura exterior con ventanas superiores abatibles - MP 80 / 2 sash hinged door outwards opening with top tilt windows - MP 80

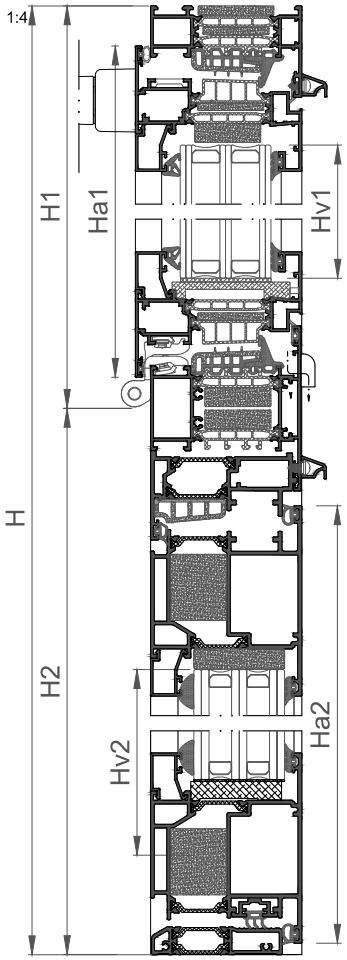

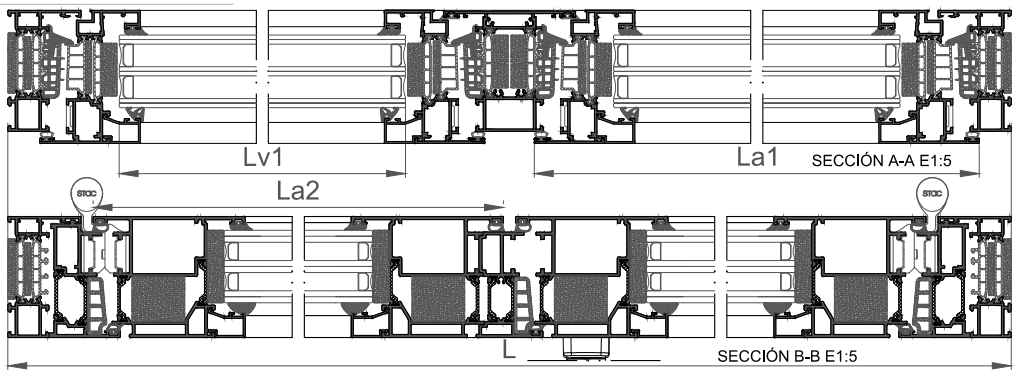

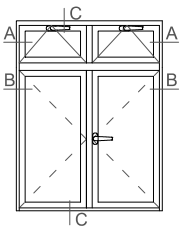

*Posibilidad de marco y hoja sin espuma aislante, Cor-7730, COR-7776 y Cor-7720 respectivamente/Possibility of frame and sash without insulating foam, Cor-7730, COR-7775 and Cor-7720 respectively.
(1) Con tapas laterales/With lateral end plates (308660)
(2) Retestado con juego de fresas/Cross-cutting with miller set (307695)

	70 Kgs.	1250 < La1 < 1800	
		800 < Ha1 < 1800	
	130 kg	La2 < 1500	
		Ha2 < 2600	
	e=48mm	Puerta/Door	Hv2=H2-230.8 / Lv2=L-286
		Ventana/Window	Hv1=H1-142.2 / Lv1=L-147.2

307600	L
307610	2L + 2H2
307623	L + 2H2
223010	2L + 2H1
327903	2L + 2H1
347701	2L + 2H1

327902	2L + 2H1
240124	4L + 2H
240136	2L + 2H2
250097	2L + 2H1
334616	6L + 2H
320023	L + 2H1
368605	L + 3H

			mm	
COR-7731*		x 1	L	
		x 2	H	
COR-8656		x 1	L - 54.4	
		x 2	H2 - 22.4	
COR-7776*		x 1	L - 44.4	
		x 1	H1-39.6	
COR-8686*		x 4	La2=L/2-60.4	
		x 4	Ha2=H2-57.6	
COR-8640		x 1	H2 - 113.4	
COR-7723		x 4	La1=L/2-37.6	
		x 4	Ha1=H1 - 38	
COR-7881		x 1	L-148.6 (1)	
		x 1	L-96.8 (2)	
COR-7662		x 1	L/2 - 108.4 (activa/active)	
		x 1	L/2 - 79.6 (pasiva/passive)	
COR-2065 Puerta/Door		x 4	L/2 - 221.6	
		x 4	H2 - 258.8	
COR-2065 Ventana/Window		x 4	L/2 - 129.8	
		x 4	H1 - 170.2	
COR-8296		x 2	L-50	

277321	x 8
308660	x 1
258206	x 2
308640	x 1
920100	x 4
347781	x 16
357702	x 8
238297	2x L/300+1
282130	

347922	x 2
327920	x 2
296838	x 2
307620	x 8
347635	x 8
287310	x 8
347922	x 8
327920	x 8
296838	x 8
920135	x 8
920380	x 2
296838	x 2
920150	x 4
327971	x 4

318302	x 1
387622	x 6
301052	x 1
363656	x 1
321811	x 2
301061	x 1
301265	x 2
301007	x 1
301006	x 1
301005	x 1
240287	x 1
253060	x 4
253073	x 4
254111	x 6
253066	x 8
307302	x 2

Ver medidas de corte de pletina en esquemas de herraje.
See measures for cutting the plates in hardware schemes.

PUERTA MILLENNIUM PLUS
Secciones de despiece - MP80

MILLENNIUM PLUS DOOR
Cutting piece sections - MP80

Puerta 2 hojas practicables apertura exterior con fijos laterales y superior - MP 80 / 2 sash hinged door outwards opening with lateral and top fixed - MP 80

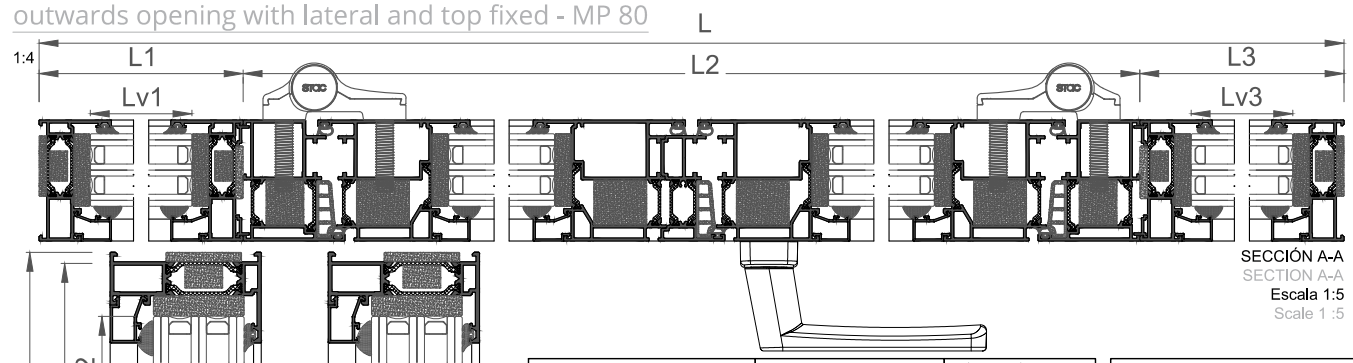

SECCIÓN A-A
SECTION A-A
Escala 1:5
Scale 1 :5

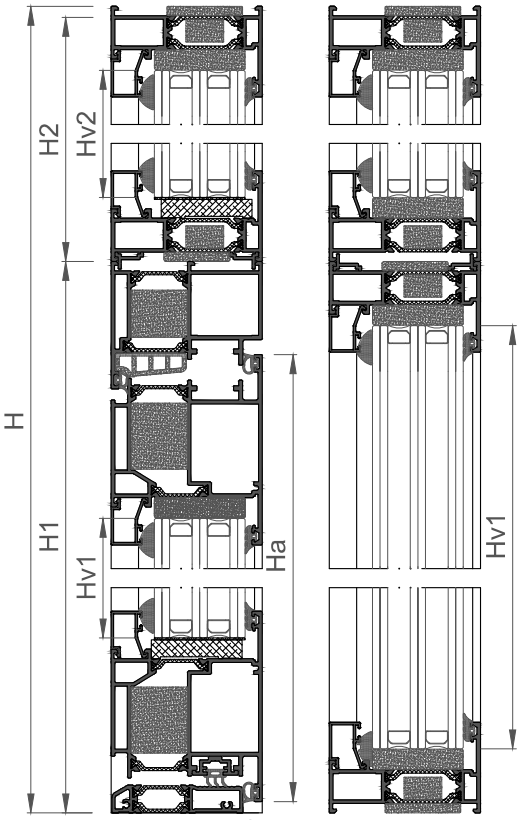

SECCIÓN B-B
SECTION B-B

SECCIÓN C-C
SECTION C-C

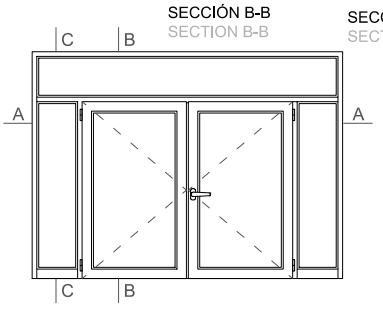

				mm			
COR-8680*			x 1	L2		307630	x 2
			x 2	H1		347635	x 2
COR-8686*			x 4	La=L2/2-53.3		307620	x 8
			x 4	Ha=H1-55.3		347635	x 8
COR-8681*			x 2	L		287310	x 8
			x 2	L1		920380	x 12
			x 2	L3		287310	x 12
			x 4	H1			
			x 2	H2			
COR-8640			x 1	H1 - 111.1		318302	x 1
COR-7881			x 1	L2-134.4 (1)		320422	x 6
			x 1	L2-82.6 (2)		320560	x 24
COR-7662			x 1	L2/2 - 101.3 (activa/active)		301052	x 1
			x 1	L2/2 - 77.3 (pasiva/passive)		363656	x 1
COR-2065 (apertura/opening)			x 4	L2/2 - 214.5		321811	x 2
			x 4	H1 - 256.5		301061	x 1
COR-2065 (fijo/fixed)			x 2	L - 55.8		301265	x 2
			x 2	H2 - 95.8		301007	x 1
			x 2	L1 - 55.8		301006	x 1
			x 2	L3 - 55.8		301005	x 1
			x 4	H1 - 95.8		240287	x 1
COR-8296			x 1	L2-50		277321	x 20
COR-7251			x 2	L		308660	x 1
			x 4	H1		308640	x 1
						258206	x 1

*Posibilidad de marco y hoja sin espuma aislante, Cor-8630 y Cor-8621 respectivamente/Possibility of frame and sash without insulating foam, Cor-8630 and Cor-8621 respectively.
(1) Con tapas laterales/With lateral end plates (308660)
(2) Retestado con juego de fresas/Cross-cutting with miller set (307695)

160 kg	La < 1700	
	Ha < 3000	
307600	L2	
307610	2L2 + 4H1	
307623	L2 + 3H1	
334616	4L + 8H	
287300	L+2H1	
320023	2L + 4H	
368605	L + 3H	

e=48mm	x 2	Apertura	Hv2=H1-228.5	Lv2=L2/2-226.5	240124	4L + 8H
	x 1	Fijo lateral	Hv1=H1-67.8	Lv1=L1-67.8	240136	4L + 8H
	x 1		Hv3=H1-67.8	Lv3=L3-67.8		
	x 1	Fijo superior	Hv4=H2-67.8	Lv4=L-67.8	238297	L/300+1

PUERTA MILLENNIUM PLUS
Secciones de despiece - MP80

MILLENNIUM PLUS DOOR
Cutting piece sections - MP80

Puerta panelada 1 hoja apertura interior - MP 80 / 1 sash hinged panel door inwards opening - MP 80

1:4

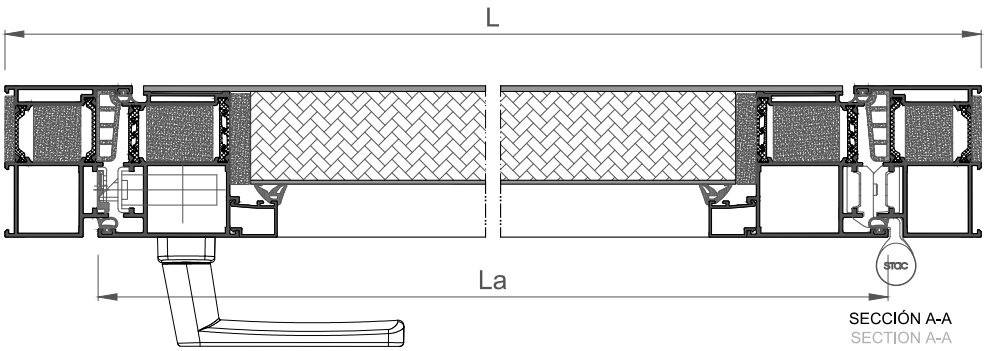

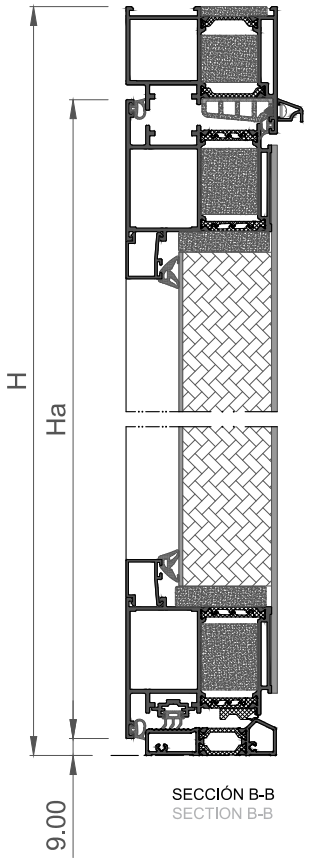

			mm
COR-8680*		x 1	L
		x 2	H
COR-8612*		x 2	La=L-98.6
		x 2	Ha=H-58.3
COR-8664		x 1	L-82.6 (1)
COR-2849		x 1	L - 146.6
COR-2018		x 2	L - 248
		x 2	H - 247.7
COR-8296		x 1	L-50

*Posibilidad de marco y hoja sin espuma aislante, Cor-8630 y Cor-8610 respectivamente/Possibility of frame and sash without insulating foam, Cor-8630 and Cor-8610 respectively.
(1) Retestado con juego de fresas/Cross-cutting with miller set (307695)

	307630	x 2
	347635	x 2
	307620	x 4

	308302	x 1
	387622	x 3
	301052	x 1
	363656	x 1
	321811	x 2
	301060	x 1
	301265	x 2

	277321	x 4
	258206	x 1

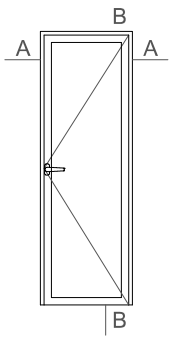

	307600	L
	307610	2L + 2H
	307623	L + 2H
	334616	2L + 2H
	287300	L + 2H
	368605	L + 2H
	307624	L - 123.6

	250092	2Lv + 2Hv

	238297	L/300+1

	130 kg			La < 1500	
				Ha < 2600	

	e=52mm	x 1	Panel interior	H - 219.7	L - 260
		x 1	Panel exterior	H - 106.3	L - 146.6

PUERTA MILLENNIUM PLUS
Secciones de despiece - MP80

MILLENNIUM PLUS DOOR
Cutting piece sections - MP80

Puerta panelada 2 hojas apertura interior - MP 80 / 2 sash hinged panel door inwards opening - MP 80

1:4

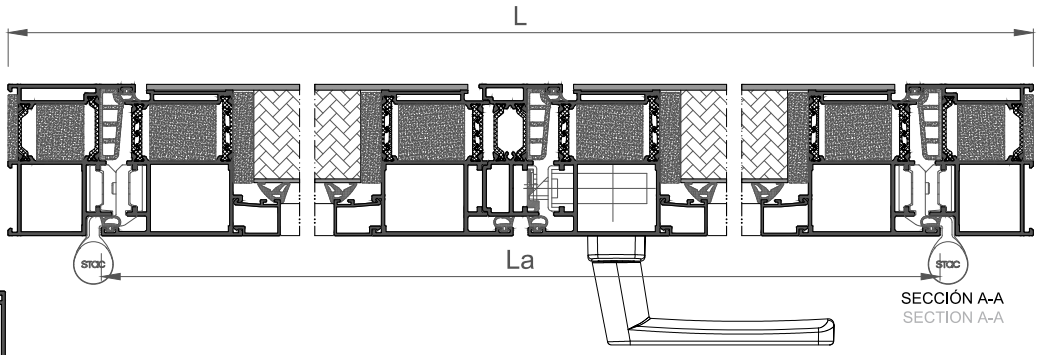

SECCIÓN A-A
SECTION A-A

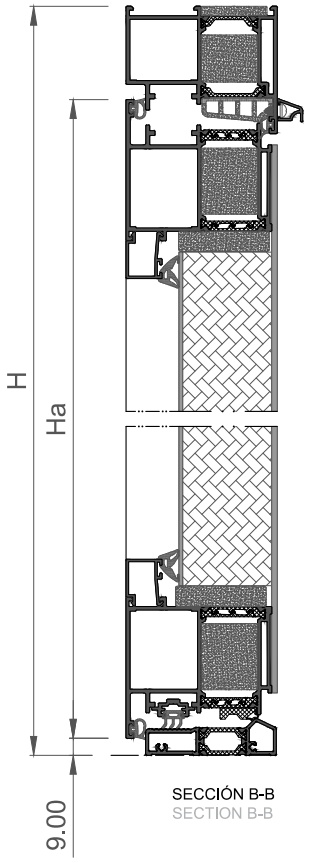

SECCIÓN B-B
SECTION B-B

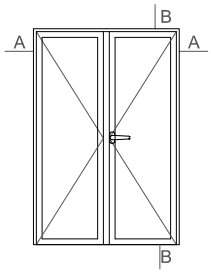

			mm
COR-8680*		x 1	L
		x 2	H
COR-8612*		x 4	La=L/2-53.3
		x 4	Ha=H-58.3
COR-8640		x 1	H - 114.1
COR-8664		x 1	L-82.6 (1)
COR-2849		x 1	L/2 - 101.3 (activa/active)
		x 1	L/2 - 77.3 (pasiva/passive)
COR-2018		x 4	L/2 - 202.7
		x 4	H - 247.7
COR-8296		x 1	L-50

*Posibilidad de marco y hoja sin espuma aislante, Cor-8630 y Cor-8610 respectivamente/Possibility of frame and sash without insulating foam, Cor-8630 and Cor-8610 respectively.

(1) Retestado con juego de fresas/Cross-cutting with miller set (307695)

	307630	x 2
	347635	x 2
	307620	x 8

	308302	x 1
	387622	x 6
	301052	x 1
	363656	x 1
	321811	x 2
	301060	x 1
	301265	x 2
	301007	x 1
	301006	x 1
	301005	x 1
	240287	x 1

	277321	x 8
	258206	x 1
	308640	x 1

	307600	L
	307610	2L + 4H
	307623	L + 3H
	334616	2L + 4H
	287300	L + 2H
	368605	L + 3H
	307624	L/2 - 78.3 (activa/active)
		L/2 - 49 (pasiva/passive)

	250092	2L + 4H

	238297	L/300+1

130 kg	La < 1500
	Ha < 2600

	e=52mm	x 2	Panel interior	H - 219.7	L/2 - 214.7
		x 2	Panel exterior	H - 106.3	L/2 - 101.3

PUERTA MILLENNIUM PLUS
Secciones de despiece - MP80

MILLENNIUM PLUS DOOR
Cutting piece sections - MP80

Puerta panelada 1 hoja apertura interior - MP 80 / 1 sash hinged panel door inwards opening - MP 80

1:4

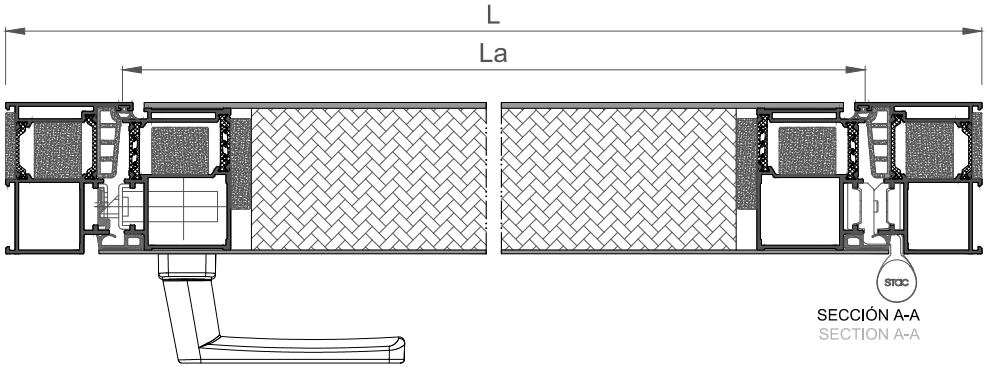

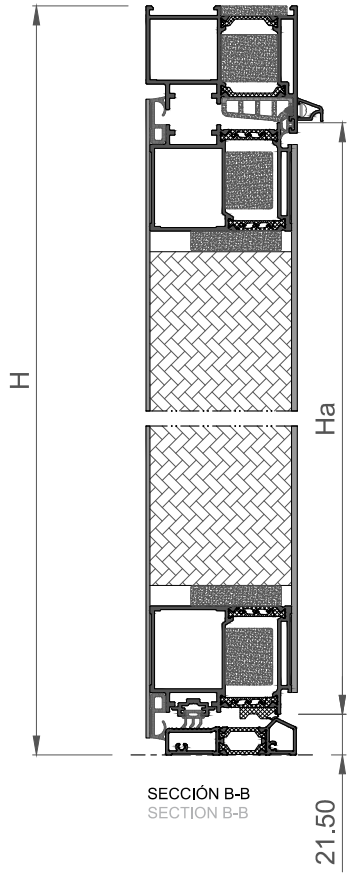

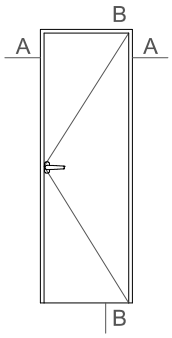

				mm
COR-8680*			x 1	L
			x 2	H
COR-8613*			x 2	La=L-123.6
			x 2	Ha=H-83.3
COR-8664			x 1	L-82.6 (1)
COR-2849			x 1	L - 146.6
COR-8296			x 1	L-50

*Posibilidad de marco y hoja sin espuma aislante, Cor-8630 y Cor-8611 respectivamente/Possibility of frame and sash without insulating foam, Cor-8630 and Cor-8611 respectively.

(1) Retestado con juego de fresas/Cross-cutting with miller set (307695)

	307630	x 2
	347635	x 2
	307620	x 4

	308302	x 1
	387622	x 3
	301052	x 1
	363656	x 1
	321811	x 2
	301060	x 1
	301265	x 2

	277321	x 4
	258206	x 1

	307600	L
	357601	2L + 2H
	307623	L + 2H
	334616	2L + 2H
	287300	L + 2H
	368605	L + 2H
	307624	L - 123.6

	238297	L/300+1

130 kg	La < 1500
	Ha < 2600

	e=80mm	x 1	Panel interior	H - 58.3	L - 98.6
		x 1	Panel exterior	H - 106.3	L - 146.6

PUERTA MILLENNIUM PLUS
Secciones de despiece - MP80

MILLENNIUM PLUS DOOR
Cutting piece sections - MP80

Puerta panelada 2 hojas apertura interior - MP 80 / 2 sash hinged panel door inwards opening - MP 80

1:4

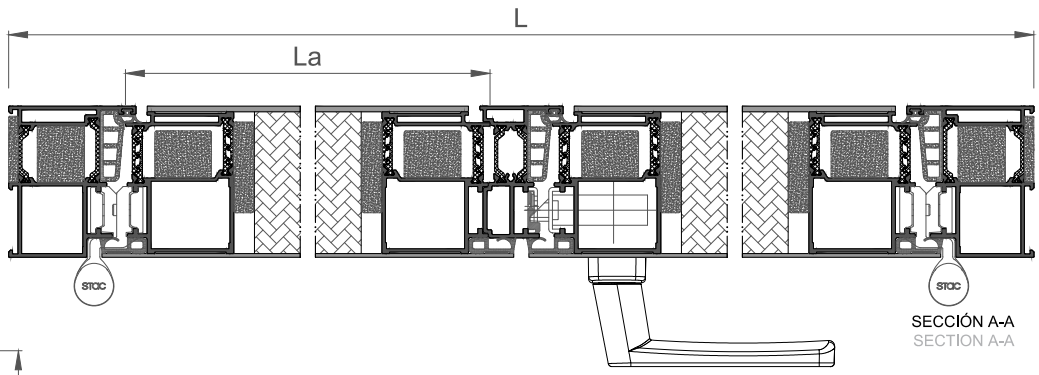

SECCIÓN A-A
SECTION A-A

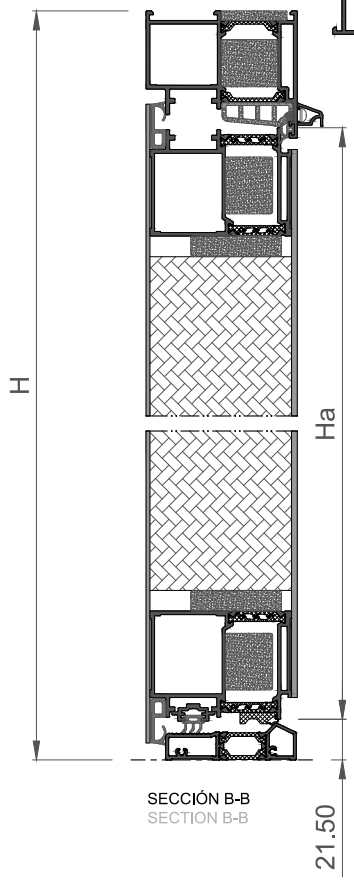

SECCIÓN B-B
SECTION B-B

			mm
COR-8680*		x 1	L
		x 2	H
COR-8613*		x 4	La=L/2-78.3
		x 4	Ha=H-83.3
COR-8640		x 1	H - 114.1
COR-8664		x 1	L-82.6 (1)
COR-2849		x 1	L/2 - 101.3 (activa/active)
		x 1	L/2 - 77.3 (pasiva/passive)
COR-8296		x 1	L-50

*Posibilidad de marco y hoja sin espuma aislante, Cor-8630 y Cor-8611 respectivamente/Possibility of frame and sash without insulating foam, Cor-8630 and Cor-8611 respectively.

(1) Retestado con juego de fresas/Cross-cutting with miller set (307695)

	307630	x 2
	347635	x 2
	307620	x 8

	308302	x 1
	387622	x 6
	301052	x 1
	363656	x 1
	321811	x 2
	301060	x 1
	301265	x 2
	301007	x 1
	301006	x 1
	301005	x 1
	240287	x 1

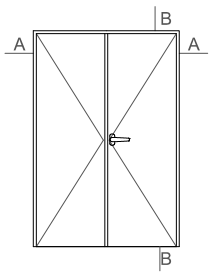

	307600	L
	357601	2L + 4H
	307623	L + 3H
	334616	2L + 4H
	287300	L + 2H
	368605	L + 3H
	307624	L/2 - 78.3 (activa/active)
		L/2 - 49 (pasiva/passive)

	277321	x 8
	258206	x 1
	308640	x 1

	238297	L/300+1

	130 kg

La < 1500
Ha < 2600

	e=80mm	x 2	Panel interior	H - 58.3	L/2 - 53.3
		x 2	Panel exterior	H - 106.3	L/2 - 101.3

PUERTA MILLENNIUM PLUS
Secciones de despiece - MP80

MILLENNIUM PLUS DOOR
Cutting piece sections - MP80

Puerta panelada 1 hoja apertura exterior - MP 80 / 1 sash hinged panel door outward opening - MP 80

1:4

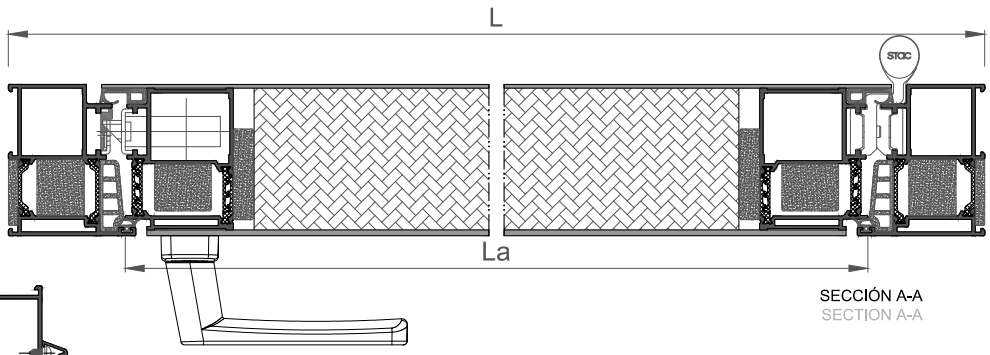

SECCIÓN A-A
SECTION A-A

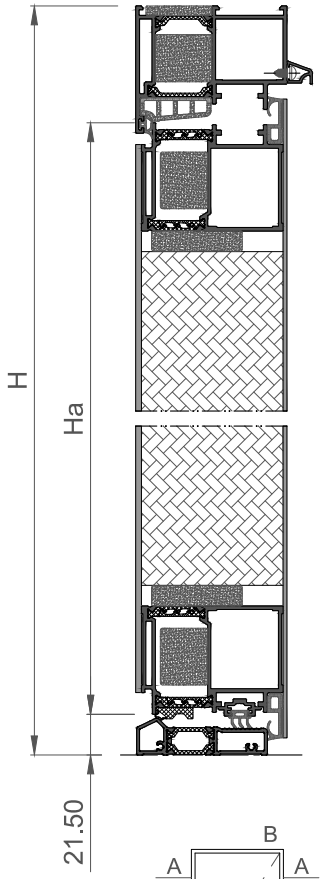

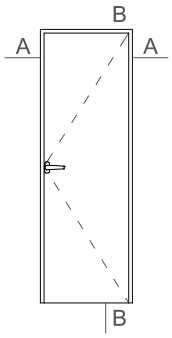

			mm
COR-8680*		x 1	L
		x 2	H
COR-8613*		x 2	La=L-123.6
		x 2	Ha=H-83.3
COR-8664		x 1	L-82.6 (1)
COR-2849		x 1	L - 146.6
COR-8296		x 1	L-50

*Posibilidad de marco y hoja sin espuma aislante, Cor-8630 y Cor-8611 respectivamente/Possibility of frame and sash without insulating foam, Cor-8630 and Cor-8610 respectively.
(1) Retestado con juego de fresas/Cross-cutting with miller set (307695)

	307630	x 2
	347635	x 2
	307620	x 4

	308302	x 1
	387622	x 3
	301052	x 1
	363656	x 1
	321811	x 2
	301060	x 1
	301265	x 2

	277321	x 4
	258206	x 1

	307600	L
	357601	2L + 2H
	307623	L + 2H
	334616	2L + 2H
	287300	L + 2H
	368605	L + 2H
	307624	L - 123.6

	238297	L/300+1

130 kg	La < 1500	
	Ha < 2600	

e=80mm	x 1	Panel interior	H - 106.3	L - 146.6
	x 1	Panel exterior	H - 58.3	L - 98.6

PUERTA MILLENNIUM PLUS
Secciones de despiece - MP80

MILLENNIUM PLUS DOOR
Cutting piece sections - MP80

Puerta panelada 2 hojas apertura exterior - MP 80 / 2 sash hinged panel door outward opening - MP 80

1:4

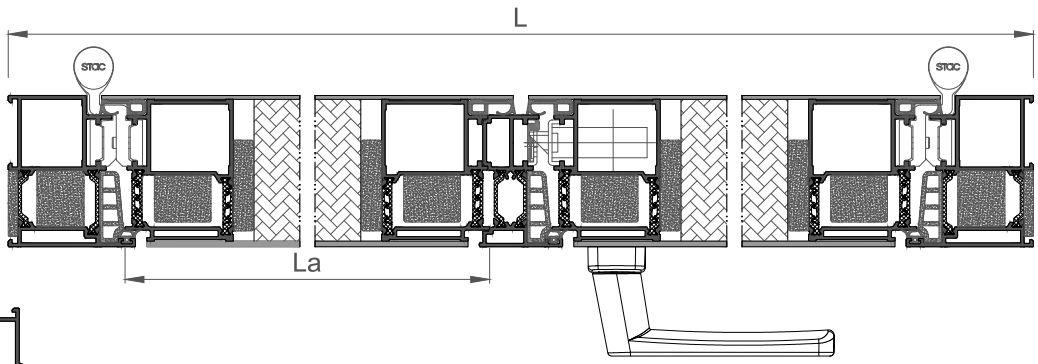

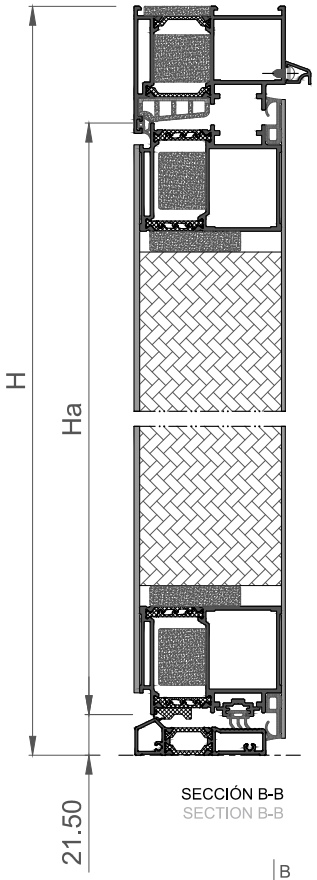

SECCIÓN B-B
SECTION B-B

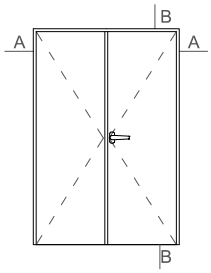

				mm
COR-8680*			x 1	L
			x 2	H
COR-8613*			x 4	La=L/2-78.3
			x 4	Ha=H-83.3
COR-8640			x 1	H - 114.1
COR-8664			x 1	L-82.6 (1)
COR-2849			x 1	L/2 - 101.3 (activa/active)
			x 1	L/2 - 77.3 (pasiva/passive)
COR-8296			x 1	L-50

*Posibilidad de marco y hoja sin espuma aislante, Cor-8630 y Cor-8611 respectivamente/Possibility of frame and sash without insulating foam, Cor-8630 and Cor-8611 respectively.

(1) Retestado con juego de fresas/Cross-cutting with miller set (307695)

	307630	x 2
	347635	x 2
	307620	x 8

	308302	x 1
	387622	x 6
	301052	x 1
	363656	x 1
	321811	x 2
	301060	x 1
	301265	x 2
	301007	x 1
	301006	x 1
	301005	x 1
	240287	x 1

	307600	L
	357601	2L + 4H
	307623	L + 3H
	334616	2L + 4H
	287300	L + 2H
	368605	L + 3H
	307624	L/2 - 78.3 (activa/active)
		L/2 - 49 (pasiva/passive)

	277321	x 8
	258206	x 1
	308640	x 1

	238297	L/300+1

	130 kg	La < 1500
		Ha < 2600

	e=80mm	x 2	Panel interior	H - 106.3	L/2 - 101.3
		x 2	Panel exterior	H - 58.3	L/2 - 53.3

PUERTA MILLENNIUM PLUS
MILLENNIUM PLUS DOOR

7. HERRAJE
7. HARDWARE

IMPORTANTE

ALUMINIOS CORTIZO S.A.U. se reserva el derecho de modificar o eliminar cualquiera de sus perfiles, accesorios o juntas del sistema sin previo aviso.

ALUMINIOS CORTIZO S.A.U. no se hace responsable de las posibles erratas tipográficas de este catálogo y recomienda encarecidamente al cliente que, antes de la formalización de cualquier pedido, verifique que las referencias aparecidas en el mismo son las correctas.

IMPORTANT

ALUMINIOS CORTIZO S.A.U. reserves the right to modify or remove any of its system profiles, accessories or gaskets without prior notification.

ALUMINIOS CORTIZO S.A.U. will not be responsible for any possible typographical errors in this catalogue and strongly recommends to the client that, before formalising any order, to check that the references that appear in this catalogue are correct.

DIMENSIONES PUERTA
DOOR DIMENSIONS

		DIMENSIONES DE LA HOJA/SASH DIMENSIONS		
		Lh ancho/width (mm)	Hh alto/height (mm)	peso máx por hoja/max weight per sash (kg)
PUERTA USO PRIVADO/ PRIVATE USE DOOR	mínimo/ minimum	650	1700 *	Hasta 220 kg. (según herraje) Up to 220 kg. (depending on hardware)
	máximo/ maximum	1800	3000	
PUERTA USO PÚBLICO/ PUBLIC USE DOOR, (ACCESO PERSONAS CON MOVILIDAD REDUCIDA/ ACCESS FOR PEOPLE WITH REDUCED MOBILITY)	mínimo/ minimum	840 (1)	2030	
	máximo/ maximum	1800	3000	
PUERTA USO SANITARIO/ SANITARY USE DOOR	mínimo/ minimum	1090 (2)	2030	
	máximo/ maximum	1800	3000	
PUERTA CON DISPOSITIVO EMERGENCIA - ANTIPÁNICO/ (3) DOOR WITH ANITPANIC-EMERGENCY DEVICE	mínimo/ minimum	840 (1)	2030	
	máximo/ maximum	1320	2500	

* Altura mínima para cerradura 3 puntos (391051/52). * Minimum height for three points lock (391051/52).

NOTAS:
La altura libre mínimo de paso = 2020 mm.
(1) Anchura libre mínimo de paso = 800 mm.
(2) Anchura libre mínimo de paso = 1050 mm.
(3) Puertas de apertura hacia el exterior; sentido de evacuación.
(Según normativa vigente.)

Ensayos para Puertas peatonales exteriores, (Marcado CE):
* Resistencia a la carga de viento (EN 12211:2000)
* Estanqueidad al agua (EN 1027:2000)
* Permeabilidad al aire (EN 1026:2000)
* Resistencia al impacto -puerta acristalada- (EN 13049:2003)
* Capacidad de desbloqueo -puertas con dispositivo de emergencia y/o antipánico (EN 179/A1/AC:2003, EN 1125, prEN 13633 ó prEN 13637)

NOTES:
Minimum height allowance = 2020 mm.
(1) Minimum width allowance = 800 mm.
(2) Minimum width allowance = 1050 mm.
(3) Outwards opening doors; towards evacuation.
(According to legislation.)

Tests for exterior pedestrian doors, (CE Marking):
* Windload resistance (EN 12211:2000)
* Watertightness (EN 1027:2000)
* Aire permeability (EN 1026:2000)
* Shock resistance -glass door- (EN 13049:2003)
* Unblocking capacity -doors with antipanic and/or emergency device (EN 179/A1/AC:2003, EN 1125, prEN 13633 or prEN 13637)

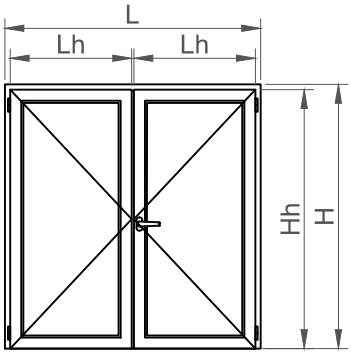

PUERTA SALIDA EMERGENCIA/ EMERGENCY EXIT DOOR (EN179)

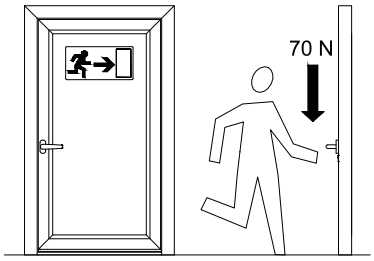

PUERTA CON SISTEMA ANTIPÁNICO/ DOOR WITH ANTIPANIC SYSTEM (EN1125)

PUERTA SIN CARGA/ DOOR WITHOUT LOAD

PUERTA CON CARGA 1000 N/ DOOR WITH 1000 N LOAD

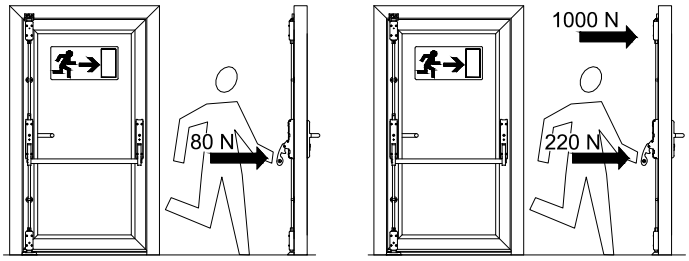

MANO DE LA PUERTA, SEGÚN DIN 107
Elección del herraje.
DOOR HANDLE, DEPENDING ON DIN 107
Hardware choice.

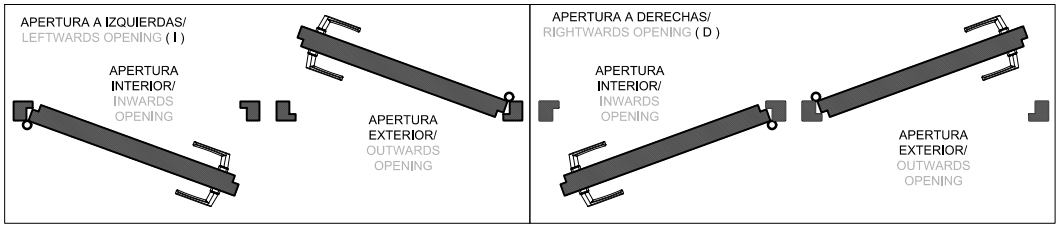

HERRAJE DE PUERTA - CIERRE MONOPUNTO / DOOR HARDWARE-SINGLE POINT LOCK

CERRADURA 1P

			AI / AE		AE		AI / AE		AE	
					EN 179				EN 179	
			D	I	D	I	D	I	D	I	D	I	D	I
	301050	(Mecánica)	1		1		×		1		1		×	
	321111	EN 179	×		×		1	×	×		×		1	×
	321112	EN 179	×		×		×	1	×		×		×	1
	301060		1	×	1	×	1	×	1	×	1	×	1	×
	301061		×	1	×	1	×	1	×	1	×	1	×	1
	301055		×		1		×		×		1		×	
	308302/01		1		1		×		1		1		×	
	308502/01				×						×			
	321231/32	EN 179	×		×		1		×		×		1	
	321116		×		×		1		×		×		1	
	321118		×		×		1		×		×		1	
	321271/72		×		×		1		×		×		1	
	318014/24/34/44/54		×		1 (opc.)		×		×		1 (opc.)		×	
	368080		×		1 (opc.)		×		×		1 (opc.)		×	
	303655/56	MP70	1		1		×		1		1		×	
	363655/56	MP80												
	327627/28	MP70	×		×		1		×		×		1	
	328627/28	MP80												
	321811/12	(**)	2		2		×		2		2		×	
	321211/12	(**)	×		×		2		×		×		2	
	301007		×		×		×		1		1		1	
	301006		×		×		×		1		1		1	
	301005		×		×		×		1		1		1	
	240287		×		×		×		1		1		1	

(2) Si la cerradura se bloquea con el cilindro, el sistema de portero deja de ser operativo.
(*) La cerradura ref. 321111/12 podrá disponerse con sistema de portero eléctrico sobre el cerradero del marco (ref. 301062 + 301063).
(**) Posibilidad de uso de protector de cilindro por el exterior (ref. 321010). En su caso se elimina el bocallaves exterior.
(***) Para más acabados ver tabla en accesorios.

(2) If the lock is blocked with the cylinder, the intercom is no longer operative.
(*) The lock ref. 321111/12 can be placed with the intercom system above the frame striker (ref. 301062 + 301063).
(**) Possibility of using a cylinder protector on the outside (ref. 321010). In this case the exterior keyhole will be nulified.
(***) See accessories table for more finishings.

NOTAS / NOTES:
- El eje de la manilla se sitúa a 1.050 mm sobre el frente de la hoja. A 1.056÷1.059 mm desde suelo, cota ± 0,00, según tipología del remate inferior de hoja empleado.
- The axis of the handle is placed at 1.050 over the front of the sash. At 1.056÷1.059 mm from the floor, level ± 0.00, depending on typology of bottom sash finishing used.

CERRADURA RESBALÓN ESTÁNDAR/ STANDARD LATCH LOCK

CERRADURA RESBALÓN DE RODILLO/ ROLLER LATCH LOCK

CERRADURA PORTERO ELÉCTRICO/ INTERCOM LOCK

CERRADURA SALIDA DE EMERGENCIA/ EMERGENCY EXIT LOCK (EN 179)

HERRAJE DE PUERTA - CIERRE MULTIPUNTO / DOOR HARDWARE-MULTIPOINT LOCK

CERRADURA 3P

			AI / AE		AE		AI / AE		AE	
					EN 179				EN 179	
			D	I	D	I	D	I	D	I	D	I	D	I
	301051/391051	(Mecánica)	1		1		×		1		1		×	
	301052/391052	(Automática) (1)			×		×				×		×	
	301053	(M) EN 179	×		×		1	×	×		×		1	×
	301054	(M) EN 179	×		×		×	1	×		×		×	1
	301060		1	×	1	×	×		1	×	1	×	×	
	301061		×	1	×	1	×		×	1	×	1	×	
	301066	(Mecánica)	2		2		×		2		2		×	
	301265	(Automática) (1)			×		×				×		×	
	301055		×		1		×		×		1		×	
	308302/01		1		1		×		1		1		×	
	308502/01				×						×			
	321231/32	EN 179	×		×		1		×		×		1	
	301158	(solo con 321231/32)	×		×		1		×		×		1	
	321271/72	(1)	1 (opc.)		×		1		×		×		1	
	318014/24/34/44/54		×		1 (opc.)		×		×		1 (opc.)		×	
	368080		×		1 (opc.)		×		×		1 (opc.)		×	
	303655/56	MP70	1		1		×		1		1		×	
	363655/56	MP80												
	327627/28	MP70	×		×		1		×		×		1	
	328627/28	MP80												
	321811/12	(**)	2		2		×		2		2		×	
	321211/12	(**)	×		×		2		×		×		2	
	301007		×		×		×		1		1		1	
	301006		×		×		×		1		1		1	
	301005		×		×		×		1		1		1	
	240287		×		×		×		1		1		1	

(1) Solo con la cerradura automática (ref. 301052). En este caso se recomienda el uso de pomo o tirador exterior en lugar de manilla.
(2) Si la cerradura se bloquea con el cilindro, el sistema de portero deja de ser operativo.
(*) Para más acabados ver tabla en accesorios.
(**) Posibilidad de uso de protector de cilindro por el exterior (ref. 321010). En su caso se elimina el bocallaves exterior
- Para bajar la posición en altura del pasador de palanca superior de la hoja pasiva, emplear la pletina con ref. 301008.

(1) Only with automatic lock (ref. 301052). In this case the use of a door knob or an handle on the outside is recommended.
(2) If the lock is blocked with the cylinder, the intercom system is no longer operative.
(*) See accessories table for more finishings.
(**) Possibility of using a cylinder protector on the outside (ref. 321010). In this case the exterior keyhole will be nulified.
- To lower the position in height of the top lever bolt of the passive sash, use the plate with ref. 301008.

(M) Versión de cerradura motorizada. Uso de maniobra exterior con pomo o tirador./ Motorized lock version. Use outside manoeuvres with knob or handle

CERRADURA RESBALÓN ESTÁNDAR/ STANDARD LATCH LOCK

CERRADURA RESBALÓN DE RODILLO/ ROLLER LATCH LOCK

CERRADURA PORTERO ELÉCTRICO/ INTERCOM LOCK

CERRADURA SALIDA DE EMERGENCIA/ EMERGENCY EXIT LOCK

HERRAJE DE PUERTA / DOOR HARDWARE

CERRADURA MOTORIZADA o PORTERO ELÉCTRICO

CERRADURA 1P 3P

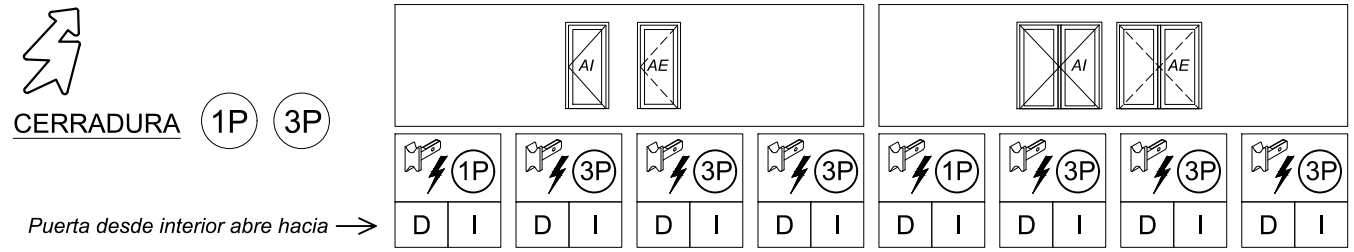

			1P		3P		3P		3P		1P		3P		3P		3P	
Puerta desde interior abre hacia →			D	I	D	I	D	I	D	I	D	I	D	I	D	I	D	I
	301050	(Mecánica)	1		×		×		×		1		×		×		×	
	301051	(Mecánica) (2)	×		1		×		×		×		1		×		×	
	301253	(Automática+motor)	×		×		1		×		×		×		1		×	
	301053	(opción) EN 179	×		×		×		1	×	×		×		×		1	×
	301054		×		×		×		×	1	×		×		×		×	1
	301060		1	×	1	×	1	×	×		1	×	1	×	1	×	×	
	301061		×	1	×	1	×	1	×		×	1	×	1	×	1	×	
	301066	(Mecánica)	×		2		×		×		×		2		×		×	
	301265	(Automática) (1)	×		×		2		×		×		×		2		×	
	301062		1		1		×		×		1		1		×		×	
	301063		1		1		×		×		1		1		×		×	
	401063	(3)	1 (opc.)		×		1 (opc.)		×		1 (opc.)		×		1 (opc.)		×	
	301272		×		×		1		×		×		×		1		×	
	308302/01		1		1		1		1		1		1		1		1	
	321231/32	EN 179	×		×		×				×		×		×			
	301158	(solo con 321231/32)	×		×		×		1		×		×		×		1	
	318014/24/34/44/54		1 (opc.)		1 (opc.)		1 (opc.)		×		1 (opc.)		1 (opc.)		1 (opc.)		×	
	368080		1 (opc.)		1 (opc.)		1 (opc.)		×		1 (opc.)		1 (opc.)		1 (opc.)		×	
	321271/72	(1)	×		×		×		1		×		×		×		1	
	303655/56	MP70	1		1		1		×		1		1		1		×	
	363655/56	MP80																
	327627/28	MP70	×		×		×		1		×		×		×		1	
	328627/28	MP80																
	321811/12	(**)	2		2		2		×		2		2		2		×	
	321211/12	(**)	×		×		×		2		×		×		×		2	
	301007		×		×		×		×		1		1		1		1	
	301006		×		×		×		×		1		1		1		1	
	301005		×		×		×		×		1		1		1		1	
	240287		×		×		×		×		1		1		1		1	

(1) Solo con la cerradura automática (ref. 301052). En este caso se recomienda el uso de pomo o tirador exterior en lugar de manilla. (2) Si la cerradura se bloquea con el cilindro, el sistema de portero deja de ser operativo.para apertura interior. (3) Bloqueador de palanca.

(1) Only with automatic lock (ref. 301052). In this case the use of a door knob or an handle on the outside is recommended. (2) If the lock is blocked with the cylinder, the intercom system is no longer operative. (3) Bolt stop.

(*) Para más acabados ver tabla en accesorios.
(**) Posibilidad de uso de protector de cilindro por el exterior (ref. 321010). En su caso se elimina el bocallaves exterior
- Para bajar la posición en altura del pasador de palanca superior de la hoja pasiva, emplear la pletina con ref. 301008.

(*) See accessories table for more finishings.
(**) Possibility of using a cylinder protector on the outside (ref. 321010). In this case the exterior keyhole will be nulified.
- To lower the position in height of the top lever bolt of the passive sash, use the plate with ref. 301008.

Importante!
Por el exterior de la hoja disponer de pomo o tirador. No es aplicable el montar manilla exterior.

Important!
Knob or puller on the outside of the sash. Outside handle not applicable.

HERRAJE DE PUERTA / DOOR HARDWARE

OPCIONALES

1	301253	(Automática+motor)

SKG

301053	EN 179	D
301054		I

Elementos en KIT

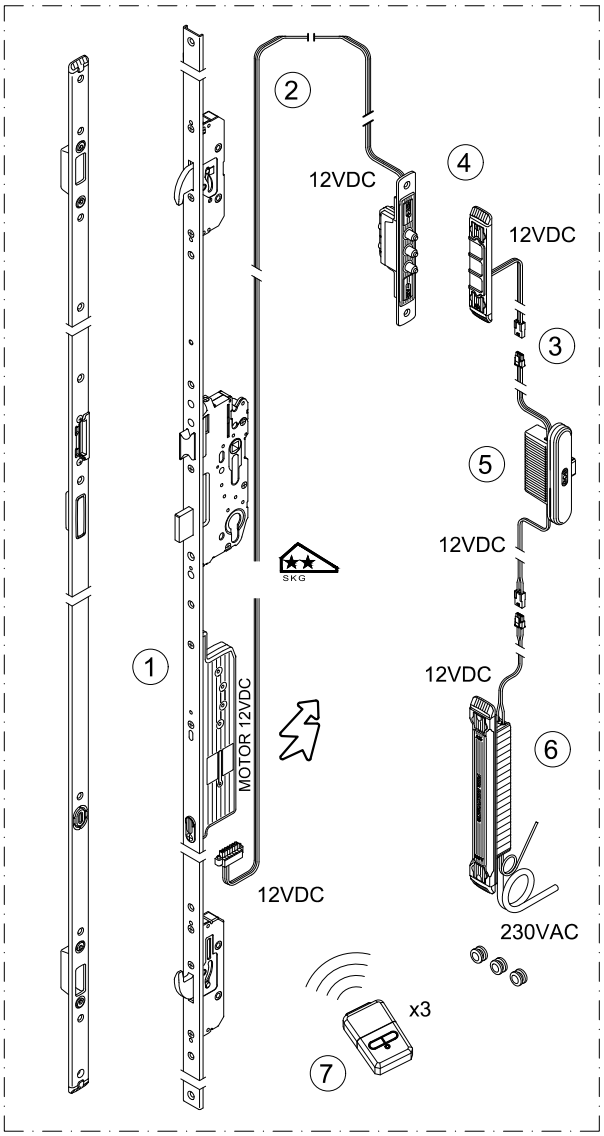

CERRADURA MOTORIZADA

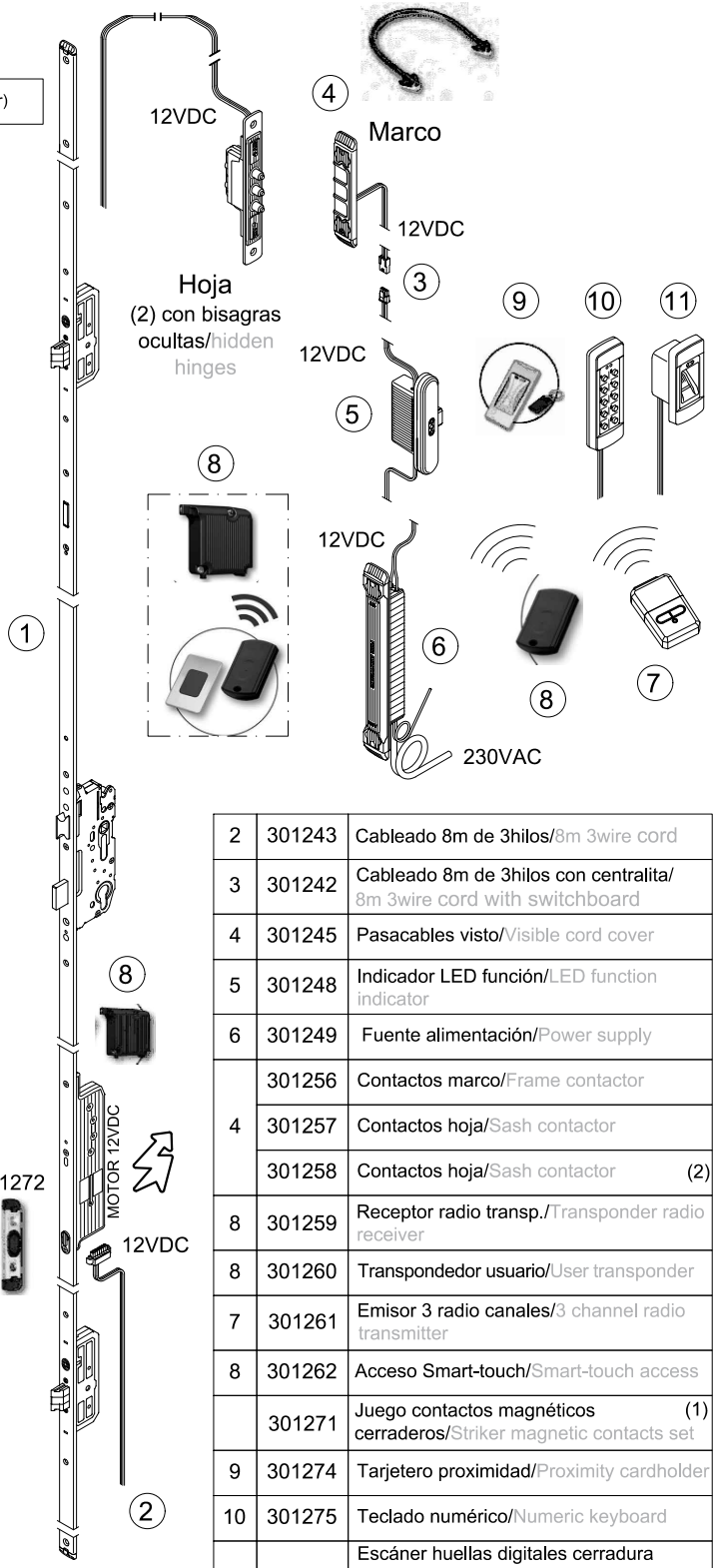

2	301243	Cableado 8m de 3hilos/8m 3wire cord
3	301242	Cableado 8m de 3hilos con centralita/ 8m 3wire cord with switchboard
4	301245	Pasacables visto/Visible cord cover
5	301248	Indicador LED función/LED function indicator
6	301249	Fuente alimentación/Power supply
4	301256	Contactos marco/Frame contactor
	301257	Contactos hoja/Sash contactor
	301258	Contactos hoja/Sash contactor (2)
8	301259	Receptor radio transp./Transponder radio receiver
8	301260	Transpondedor usuario/User transponder
7	301261	Emisor 3 radio canales/3 channel radio transmitter
8	301262	Acceso Smart-touch/Smart-touch access
	301271	Juego contactos magnéticos cerraderos/Striker magnetic contacts set (1)
9	301274	Tarjetero proximidad/Proximity cardholder
10	301275	Teclado numérico/Numeric keyboard
11	301075	Escáner huellas digitales cerradura electrónica/Electronic lock digital fingerprint scanner

(1) para los cerraderos tipo listón/ for bar-type strikers (ref. 301267/68)

CERRADURA RESBALÓN ESTÁNDAR/ STANDARD LATCH LOCK

CERRADURA RESBALÓN DE RODILLO/ ROLLER LATCH LOCK

CERRADURA PORTERO ELÉCTRICO/ INTERCOM LOCK

CERRADURA SALIDA DE EMERGENCIA/ EMERGENCY EXIT LOCK

BISAGRAS/HINGES

BISAGRAS DE CANAL/GROOVE HINGES

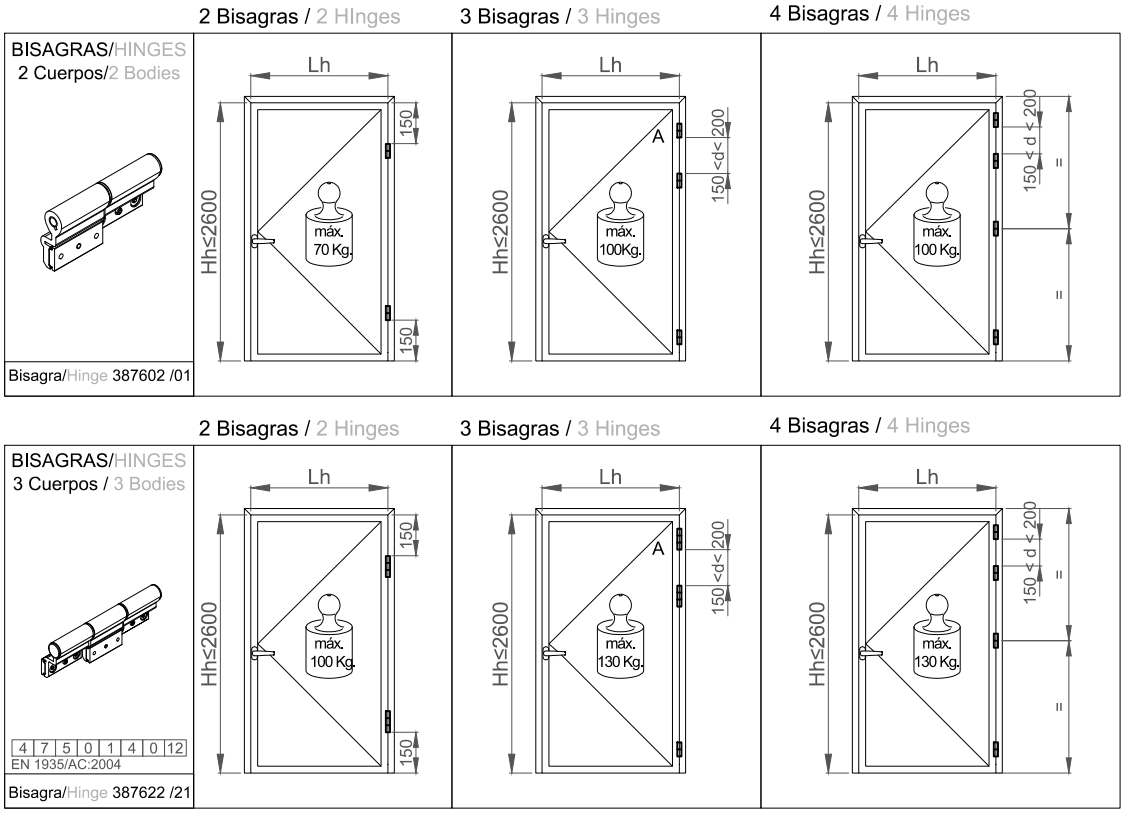

BISAGRAS / HINGES

Kit de regulación vertical 377600
Vertical regulation kit 377600

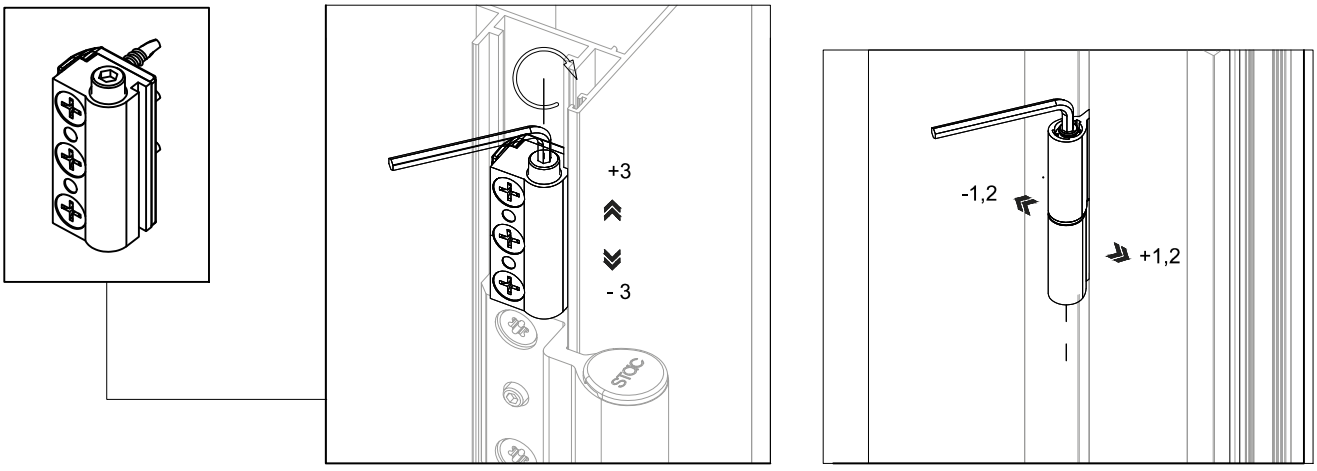

Para la instalación de las bisagras es necesario guiar las pletinas en el canal antes de cerrar el inglete.

For the installation of the hinges, it is necessary to install the plates before join the mitre corner.

BISAGRAS/HINGES

BISAGRAS DE CANAL/GROOVE HINGES

2 Bisagras/2 HInges | 3 Bisagras/3 HInges | 4 Bisagras/4 HInges

BISAGRAS/HINGES
2 Cuerpos/2 Bodies

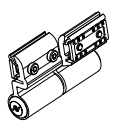

3 7 4 0 1 4 0 11
EN 1935:2002

Bisagra/Hinge 301012 /11

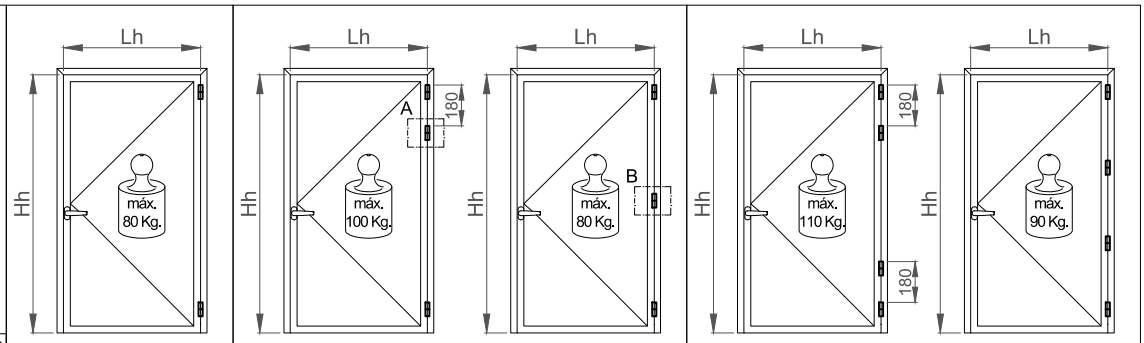

2 Bisagras/2 HInges | 3 Bisagras/3 HInges | 4 Bisagras/4 HInges

BISAGRAS/HINGES
3 Cuerpos/3 Bodies

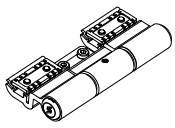

4 7 5 0 1 4 1 12
EN 1935:2002

Bisagra/Hinge 301022 /21

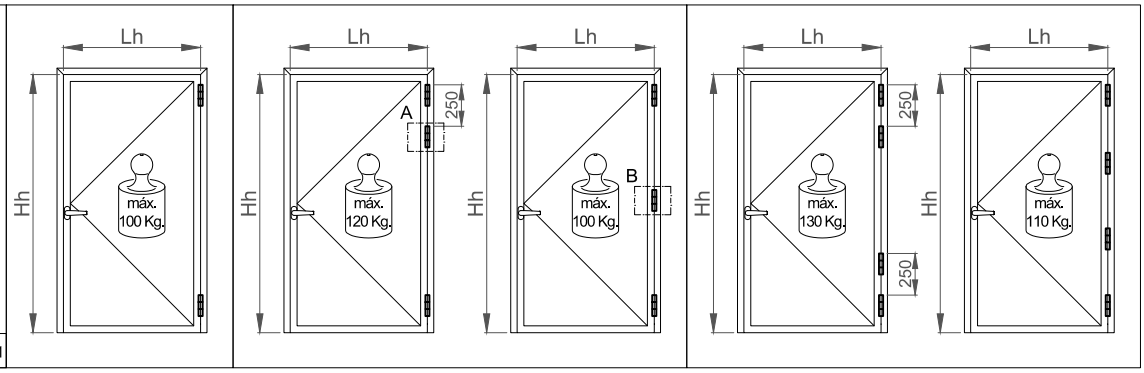

BISAGRAS DE APLACAR CON CONTRA-PLACAS/FACE FIX HINGES WHTH STRIKER PLATE

2 Bisagras/2 HInges | 3 Bisagras/3 HInges | 4 Bisagras/4 HInges

BISAGRAS/HINGES
2 Cuerpos/2 Bodies

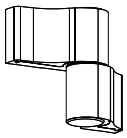

4 7 7 0 1 4 0 14
EN 1935:2002

Bisagra/Hinge 202606 /02

Fijación/Fixation 292602

Asiento/Seat 2x 237008

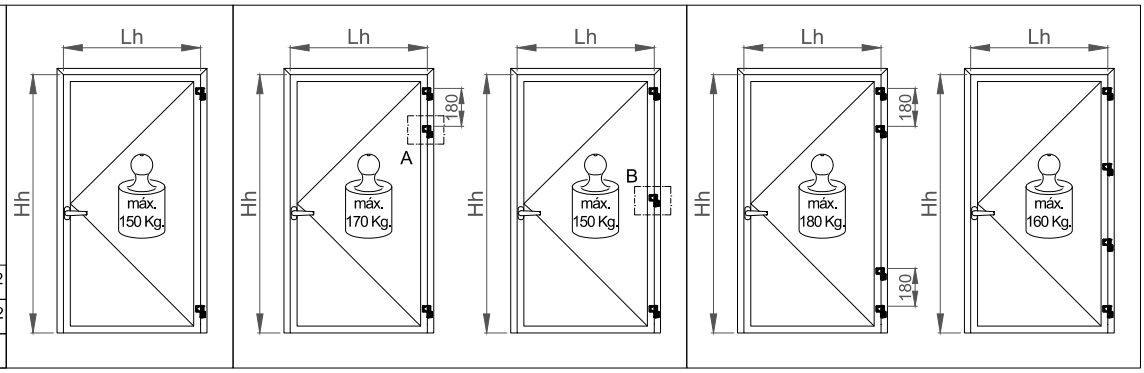

2 Bisagras/2 HInges | 3 Bisagras/3 HInges | 4 Bisagras/4 HInges

BISAGRAS/HINGES
3 Cuerpos/3 Bodies

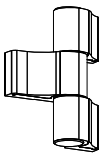

4 7 7 0 1 4 1 14
EN 1935:2002

Bisagra/Hinge 202607 /05

Fijación/Fixation 292603

Asiento/Seat 3x 237008

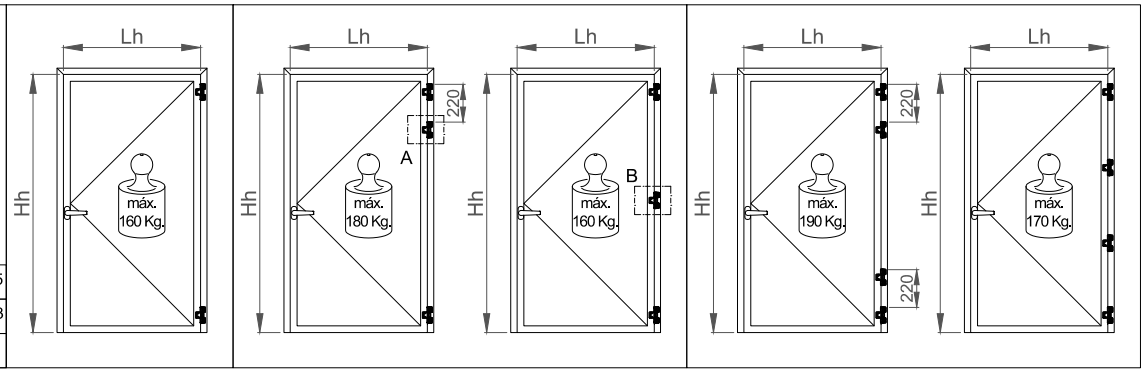

BISAGRAS/HINGES

BISAGRAS DE APLACAR CON TACO DIRECTO/FACE FIX HINGES WITH DIRECT BLOCK

2 Bisagras/2 HInges | 3 Bisagras/3 HInges | 4 Bisagras/4 HInges

BISAGRAS/HINGES
2 Cuerpos/2 Bodies

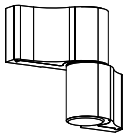

4 7 7 0 1 4 0 14
EN 1935:2002

Bisagra/Hinge 202606 /02

Fijación/Fixation 307602

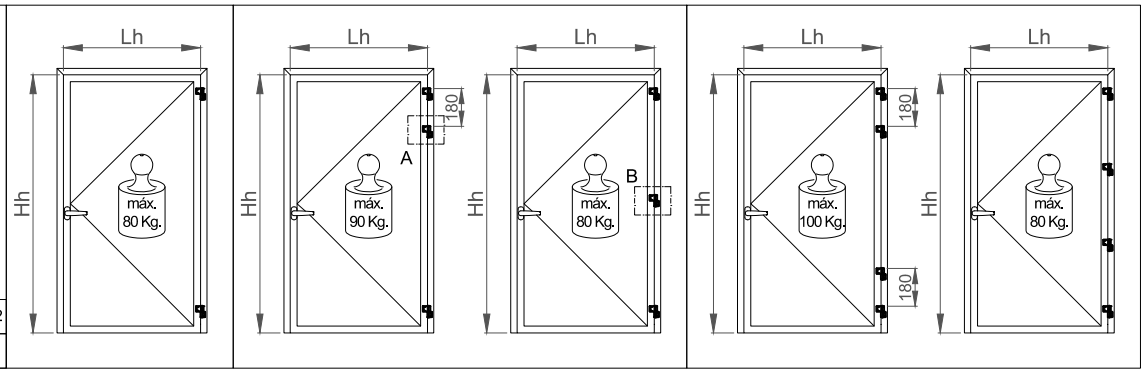

2 Bisagras/2 HInges | 3 Bisagras/3 HInges | 4 Bisagras/4 HInges

BISAGRAS/HINGES
3 Cuerpos/3 Bodies

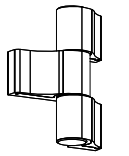

4 7 7 0 1 4 1 14
EN 1935:2002

Bisagra/Hinge 202607 /05

Fijación/Fixation 307603

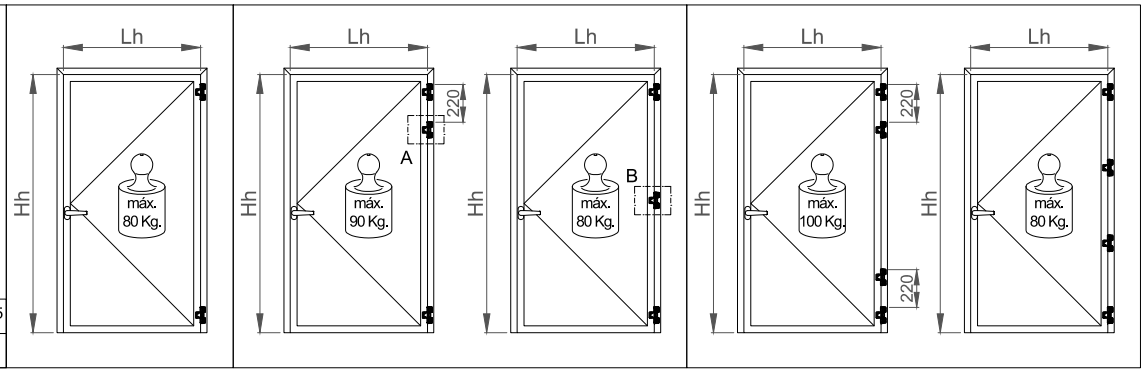

BISAGRAS DE APLACAR CON TACO DIRECTO/FACE FIX HINGES WITH DIRECT BLOCK

2 Bisagras/2 HInges | 3 Bisagras/3 HInges | 4 Bisagras/4 HInges

BISAGRAS/HINGES
2 Cuerpos/2 Bodies

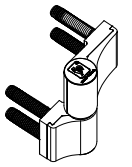

4 7 7 1 1 4 1 14
EN 1935:2002

Bisagra/Hinge 300921 /22

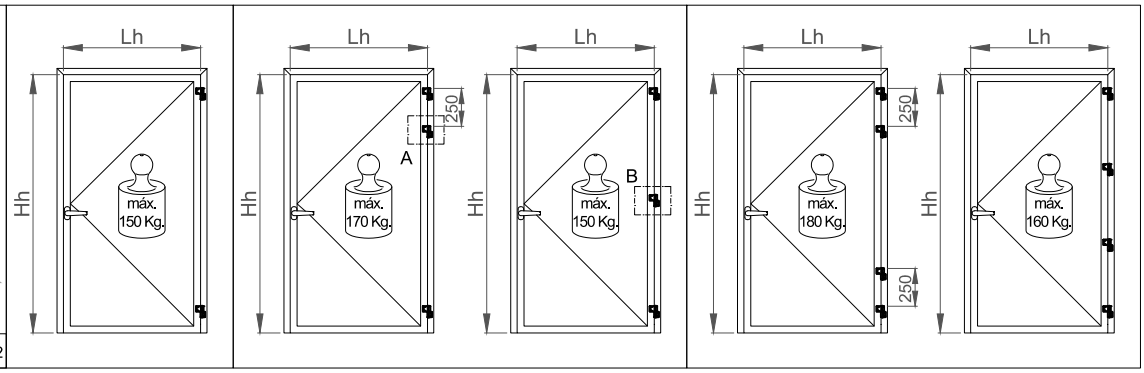

2 Bisagras/2 HInges | 3 Bisagras/3 HInges | 4 Bisagras/4 HInges

BISAGRAS/HINGES
3 Cuerpos/3 Bodies

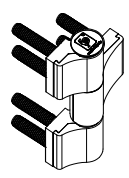

4 7 7 1 1 4 1 14
EN 1935:2002

Bisagra/Hinge 300931 /32

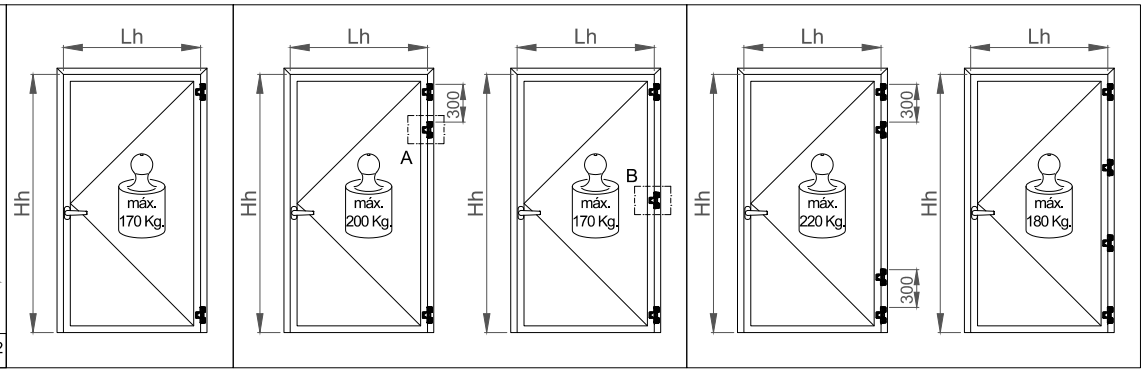

BISAGRAS/HINGES

BISAGRAS DE APLACAR CON TACO DIRECTO/FACE FIX HINGES WITH DIRECT BLOCK

2 Bisagras/2 HInges 3 Bisagras/3 HInges 4 Bisagras/4 HInges

BISAGRAS/HINGES
2 Cuerpos/2 Bodies



4 7 7 0 1 4 0 14
EN 1935:2002

Bisagra/Hinge 320422 /21

Fijación/Fixation 4x 320560

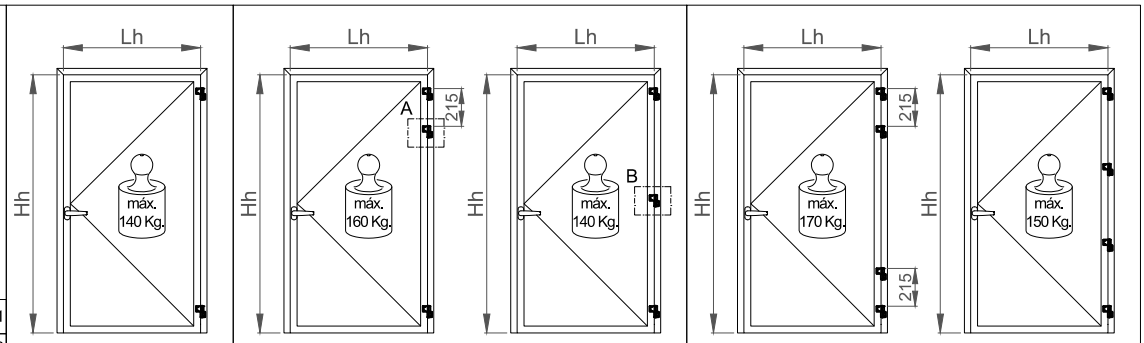

2 Bisagras/2 HInges 3 Bisagras/3 HInges 4 Bisagras/4 HInges

BISAGRAS/HINGES
3 Cuerpos/3 Bodies

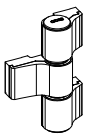

4 7 7 0 1 4 0 14
EN 1935:2002

Bisagra/Hinge 320522 /21

Fijación/Fixation 6x 320560

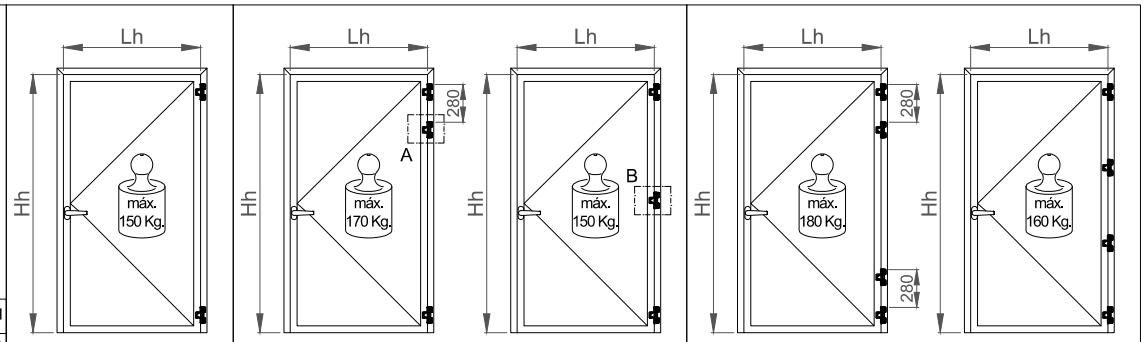

BISAGRAS DE APLACAR CON CONTRA-PLACAS/FACE FIX HINGES WHTH STRIKER PLATE

2 Bisagras/2 HInges 3 Bisagras/3 HInges 4 Bisagras/4 HInges

BISAGRAS/HINGES
2 Cuerpos/2 Bodies



4 7 7 0 1 4 0 14
EN 1935:2002

Bisagra/Hinge 320222 /21

Fijación/Fixation 320502

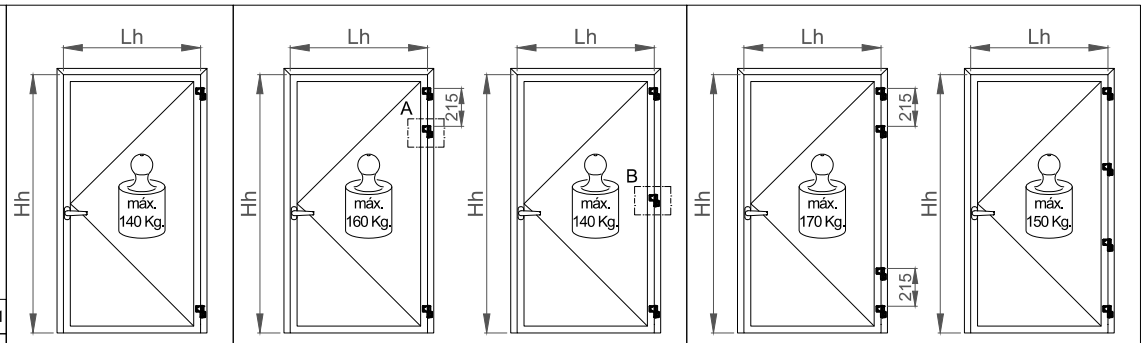

2 Bisagras/2 HInges 3 Bisagras/3 HInges 4 Bisagras/4 HInges

BISAGRAS/HINGES
3 Cuerpos/3 Bodies

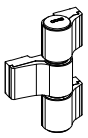

4 7 7 0 1 4 0 14
EN 1935:2002

Bisagra/Hinge 320322 /21

Fijación/Fixation 320503

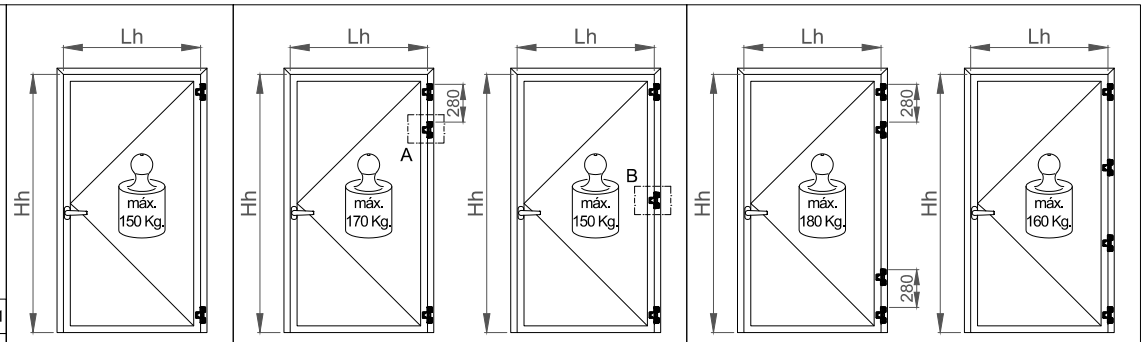

BISAGRAS/HINGES

BISAGRAS DE CANAL OCULTAS/CONCEALED GROOVE HINGES

2 Bisagras/2 Hinges 3 Bisagras/3 Hinges

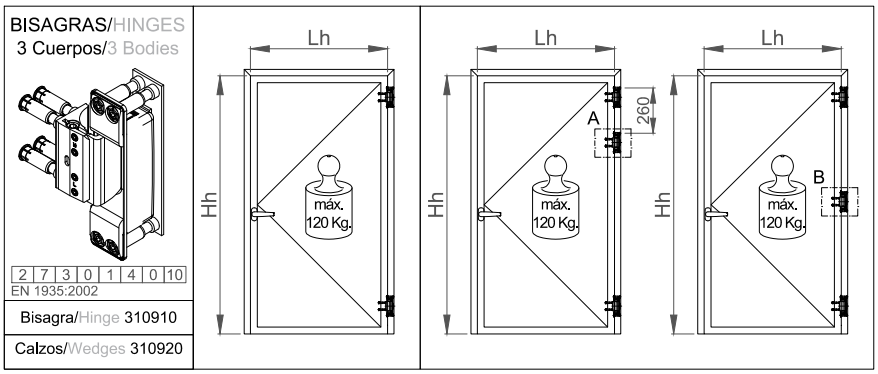

Anotaciones:

- Se dispondrá de bisagras de 2 ó 3 palas en función del peso por hoja, en cada caso.

Situación de la 3ª bisagra condicionada al uso.

- CASO "A" Incorporación de 3ª bisagra en el caso de puerta considerada cómo de uso frecuente o que disponga de un sistema de cierra-puertas automático.
- CASO "B" Incorporar 3ª bisagra central en el caso de que Hh > 2.200 mm.

- Los cierrapuertas incrementan la carga sobre las bisagras de la puerta y su rapidez de desgaste por lo que es normal asumir que la masa efectiva de la puerta sea un 20% mayor que la masa real de la puerta. (Ejemplo: Puerta con peso de 100 kg -> 100kg+20%=120 kg)

- Al momento de instalar una puerta, controlar el peso máximo realizable en función de la dimensión de la hoja y del soporte de la bisagra que se quiere emplear.

Factor de mayoración para el CÁLCULO DEL PESO DE TRABAJO EN LA BISAGRA:

F = Hh / Lh. (Según norma EN 1935)

- Para factores F > 2, no se aplica corrección.
- Para factores F < 2, incrementar peso en porcentaje sobre base 2.

Ejemplo: Hh = 2250 mm
Lh = 1600 mm F = 1,40 Corrección por peso = + 60 %.

Annotations:

- The use of hinges of 2 or 3 levers will depend on the weight per sash, in each case.

Position of the 3rd hinge conditioned by use.

- CASE "A" Incorporation of the 3rd hinge in the case of a door of frequent use or if having an automatic door-closing system.
- CASE "B" Incorporation of a 3rd central hinge if Hh > 2.200 mm.

- The door closers increase the load on the hinges of the door and its rapidity of wear so it is normal to assume that the effective mass of the door is 20% greater than the actual mass of the door. (Example: Door weighing 100 kg -> 100kg + 20% = 120 kg)

- When installing a door, control the maximum achievable weight depending on the dimension of the sash and the support of the hinge that we want to use.

Enlargement factor for CALCULATING THE WORK LOAD OF THE HINGE:

F = Hh / Lh. (According to standard EN 1935)

- For factors F > 2, the correction is not applied.
- For factors F < 2, increase the weight proportionally on base 2.

Example: Hh = 2250 mm
Lh = 1600 mm F = 1,40 Weight correction = + 60 %.

BISAGRAS - MECANIZADOS DE LAS BISAGRAS DE APLACAR/HINGES-FACE FIX HINGES MACHININGS

(Ref.: 202606)
(Kit fijación/Fixation kit: 307602)

BISAGRA 2 PALAS/2 LEVERS HINGES (202606)

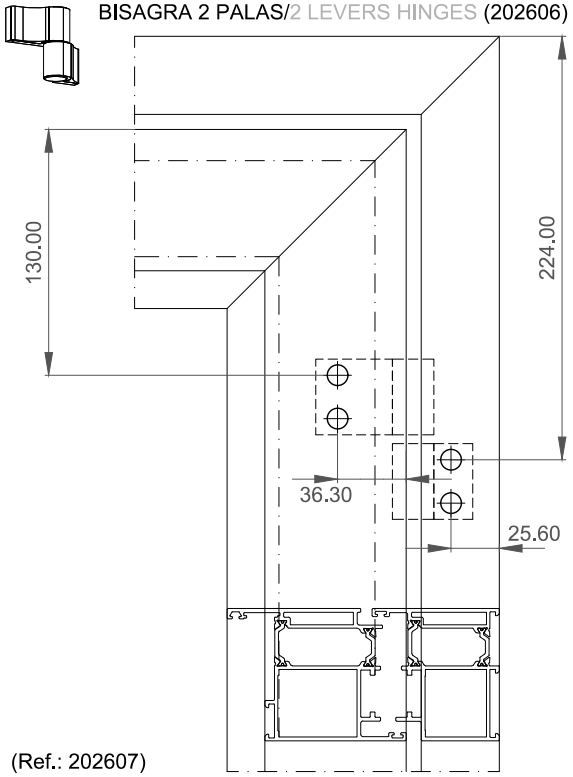

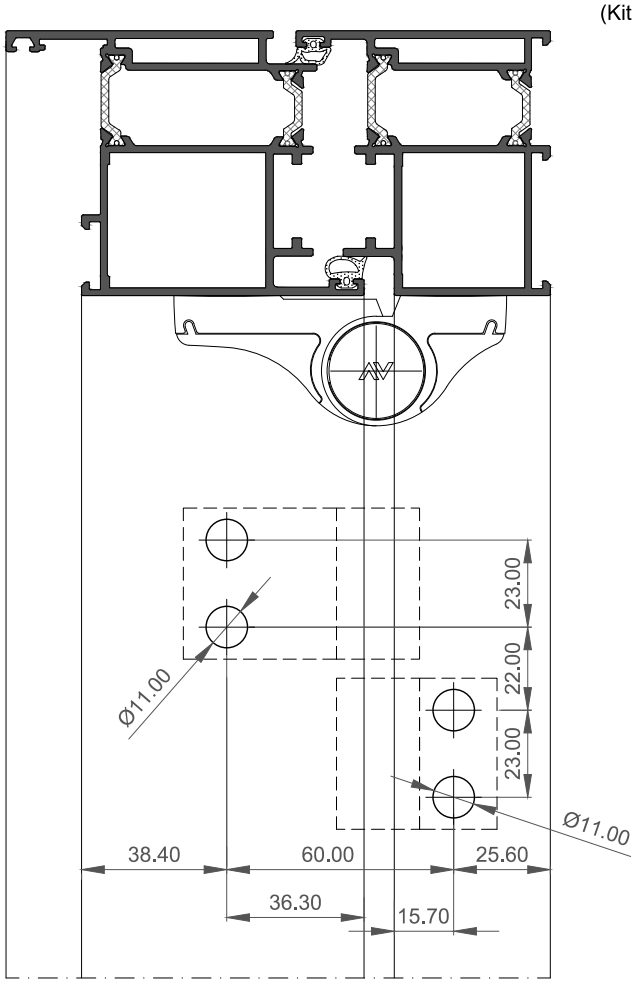

(Ref.: 202607)
(Kit fijación/Fixation kit: 307603)

BISAGRA 3 PALAS/3 LEVERS KIT (202607)

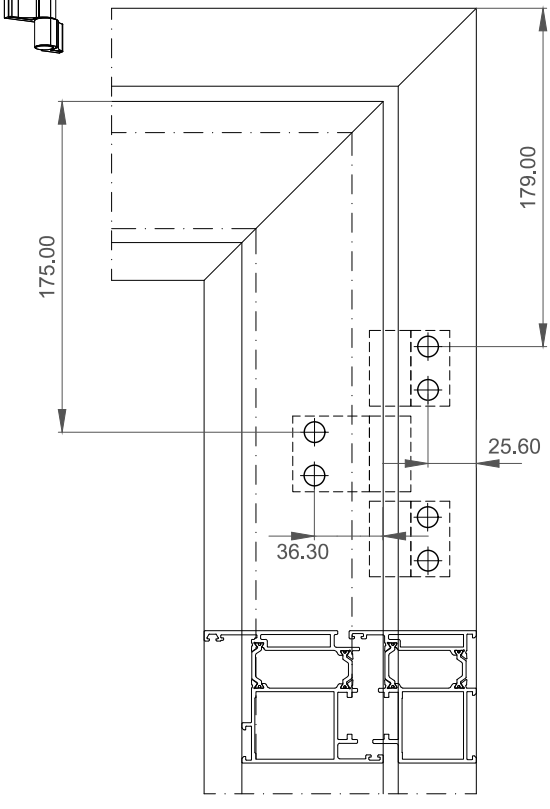

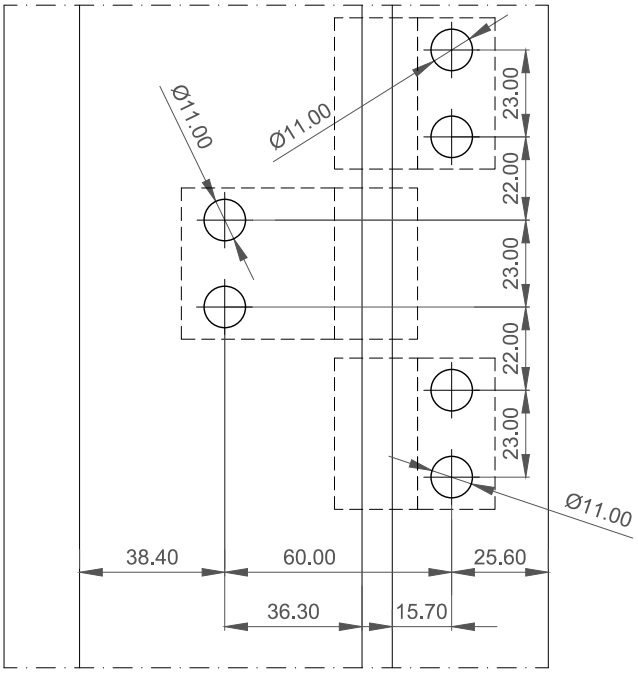

BISAGRAS - MECANIZADOS DE LAS BISAGRAS DE APLACAR/HINGES-FACE FIX HINGES MACHININGS

BISAGRAS DE 2 CUERPOS/
2 BODY HINGES (Ref.: 300921)

EN 1935:2002 | 4 | 7 | 7 | 1 | 1 | 4 | 1 | 14 |

SKG

PUERTA APERTURA INTERIOR/
INWARD OPENING DOOR

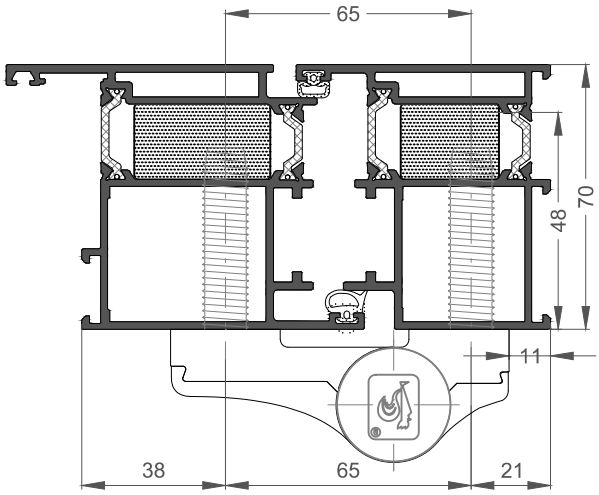

PUERTA APERTURA EXTERIOR/
OUTWARD OPENING DOOR

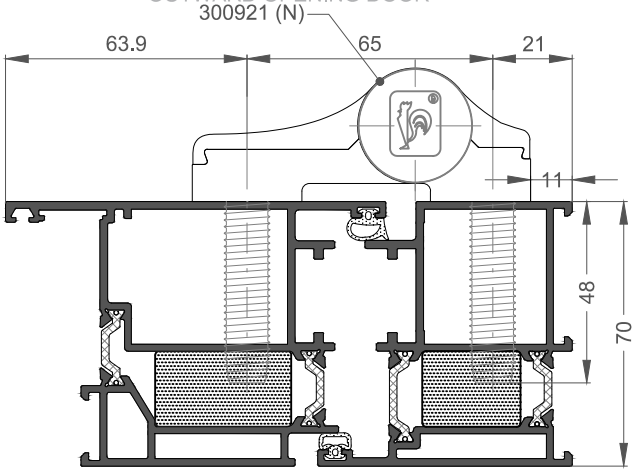

Nota/Note:
Plantillas de taladrados/Drill template
ref.: 310930

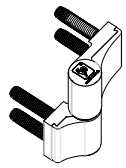

(Ref.: 300921)

PUERTA APERTURA INTERIOR/
INWARD OPENING DOOR

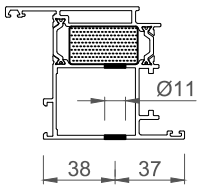

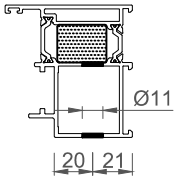

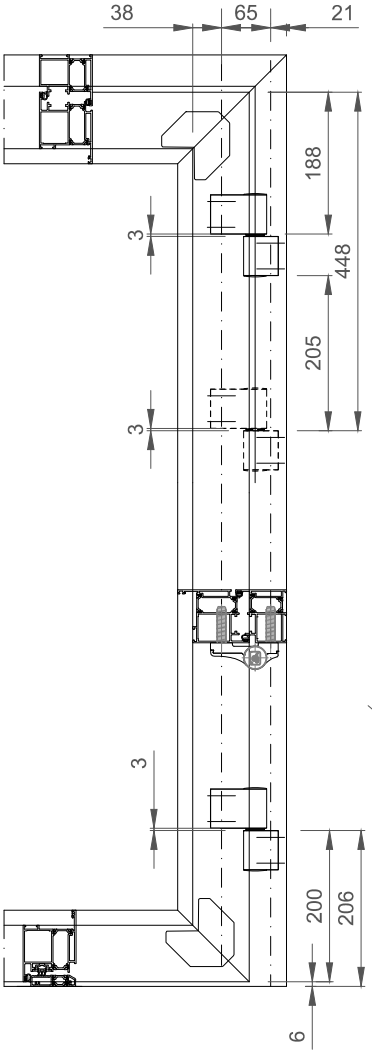

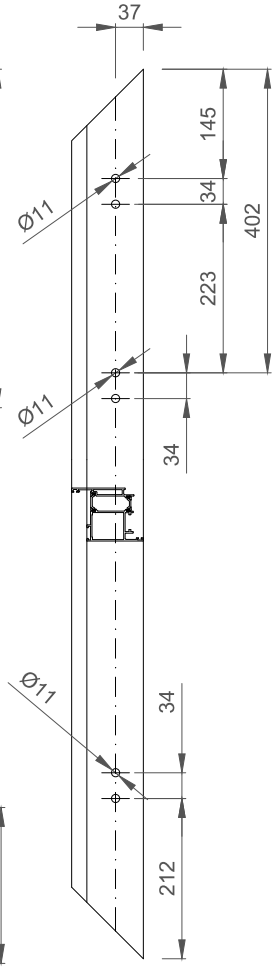

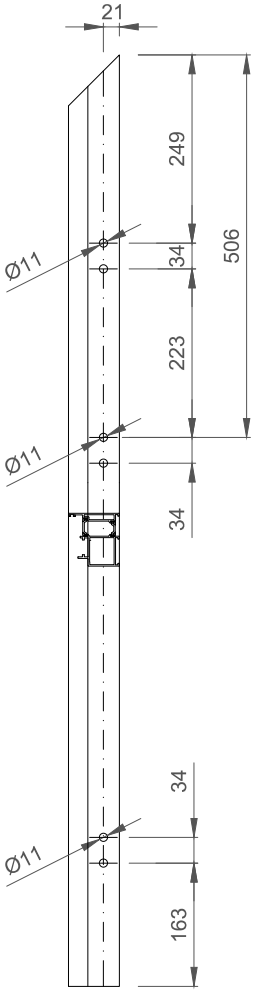

BISAGRAS - MECANIZADOS DE LAS BISAGRAS DE APLACAR/HINGES-FACE FIX HINGES MACHININGS

BISAGRAS DE 3 CUERPOS/
3 BODY HINGES (Ref.: 300931)

EN 1935:2002 | 4 | 7 | 7 | 1 | 1 | 4 | 1 | 14 |

SKG

PUERTA APERTURA INTERIOR/
INWARD OPENING DOOR

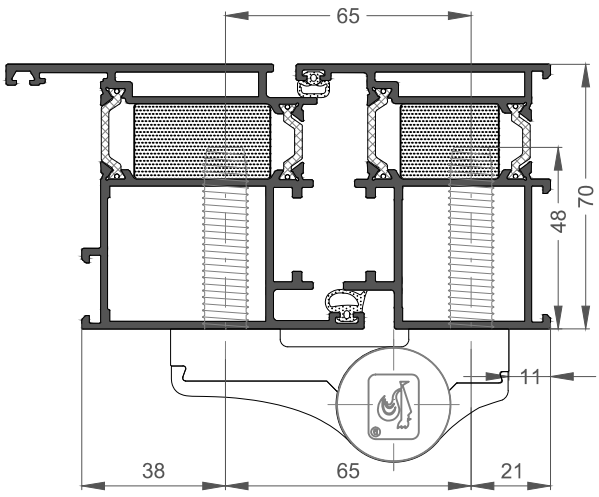

PUERTA APERTURA EXTERIOR/
OUTWARD OPENING DOOR

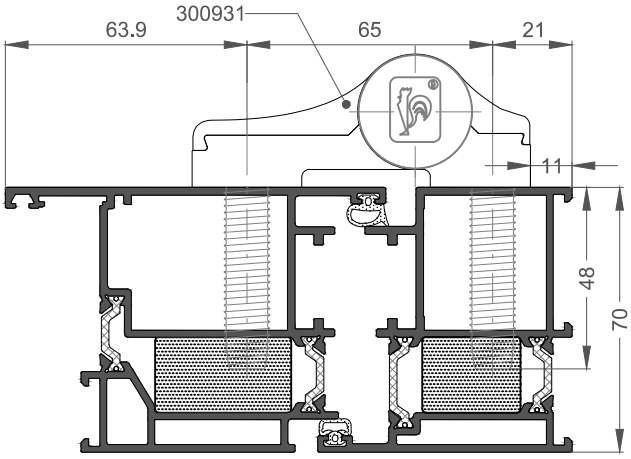

Nota/Note:
Plantillas de taladrados/Drill template
ref.: 310933

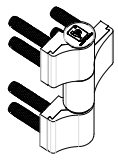

(Ref.: 300931)

PUERTA APERTURA INTERIOR/
INWARD OPENING DOOR

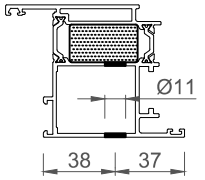

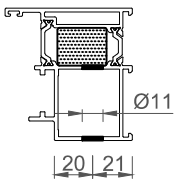

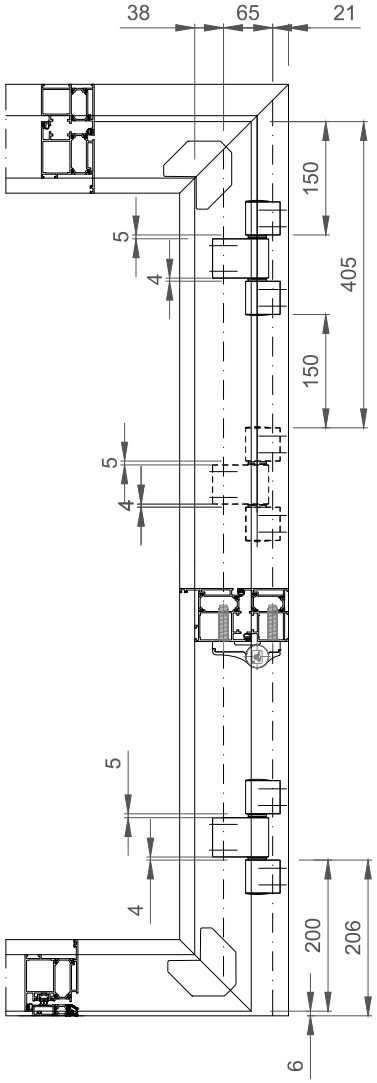

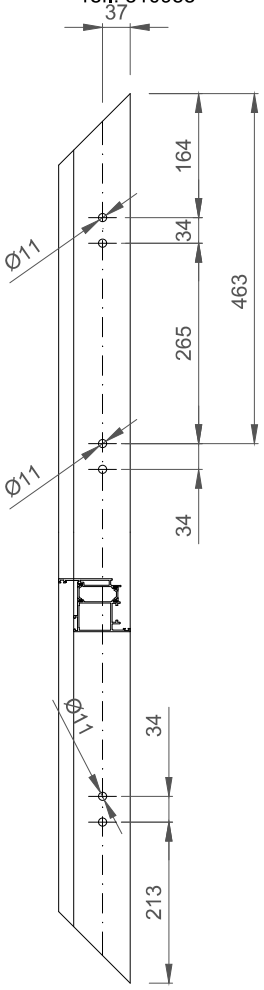

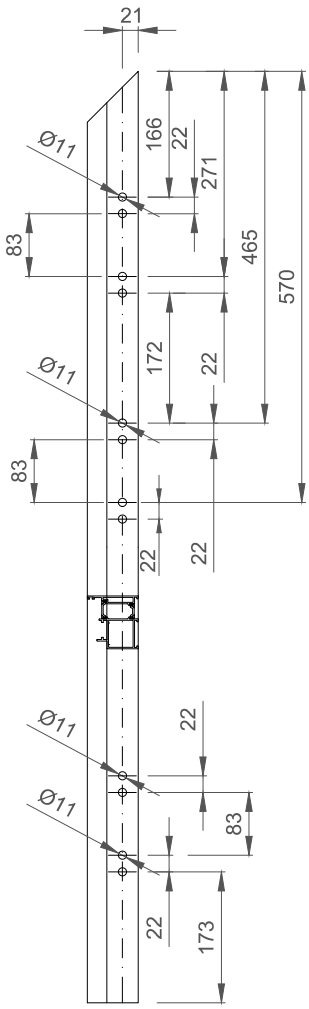

BISAGRAS - MECANIZADOS DE LAS BISAGRAS DE APLACAR/
HINGES-FACE FIX HINGES MACHININGS

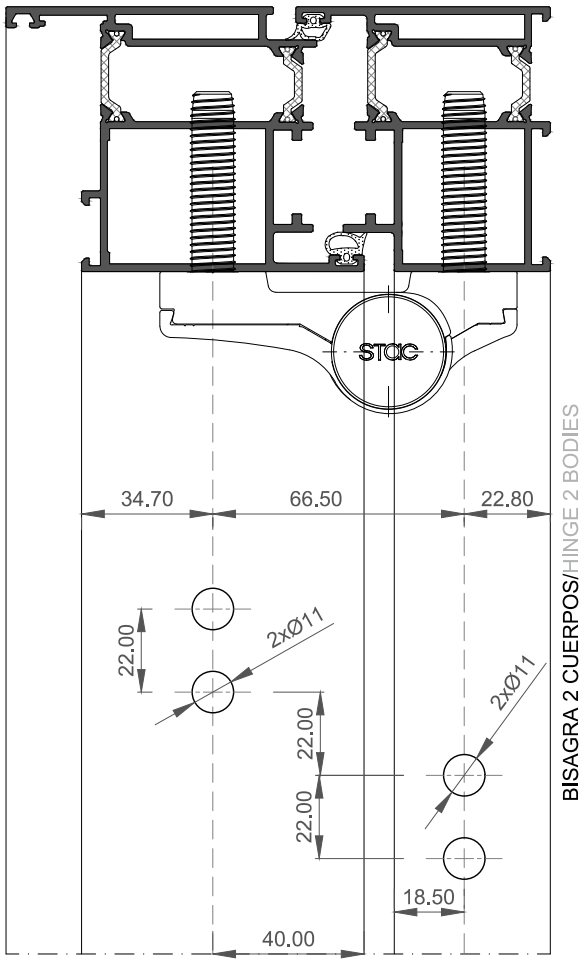

BISAGRA 2 CUERPOS/HINGE 2 BODIES

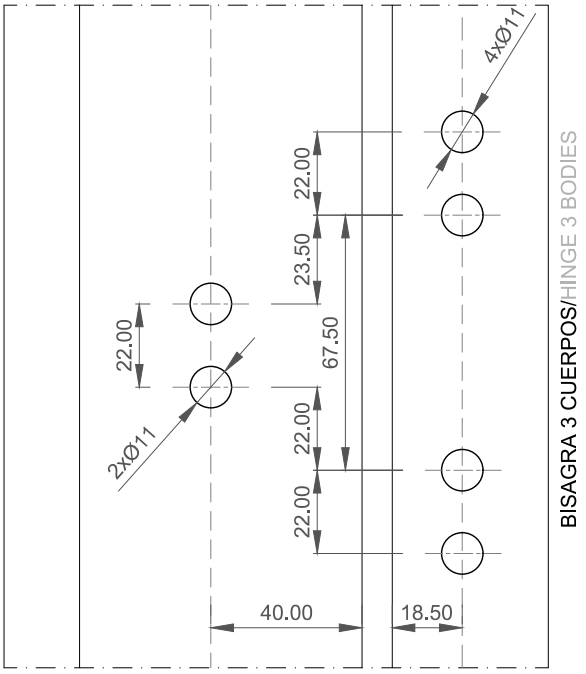

BISAGRA 3 CUERPOS/HINGE 3 BODIES

Plantillas para colocación de bisagras de aplacar (mecanizado de taladros)/Face fix hinges collocation templates (drill machining):

Modelo STAC _ Ref.: 320300

BISAGRA 2 PALAS/
2 LEVER HINGES (320422)

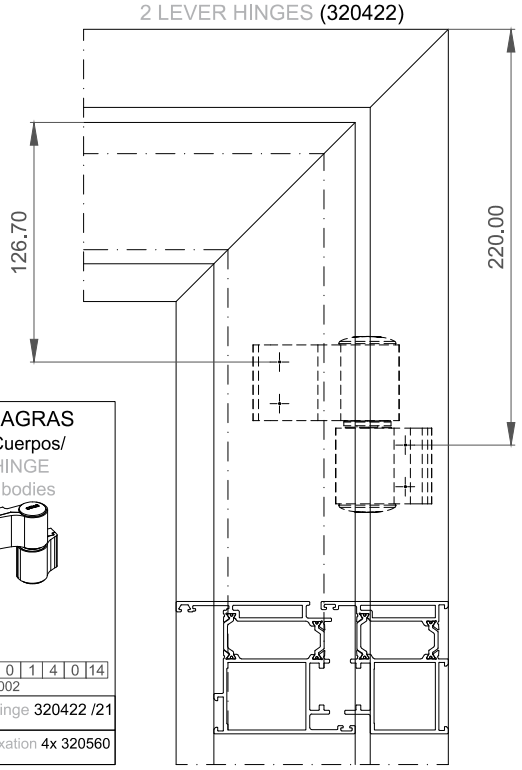

BISAGRAS
2 Cuerpos/
HINGE
2 bodies

4	7	7	0	1	4	0	14

EN 1935:2002

Bisagra/Hinge 320422 /21

Fijación/Fixation 4x 320560

BISAGRA 3 PALAS/
3 LEVER HINGES (320522)

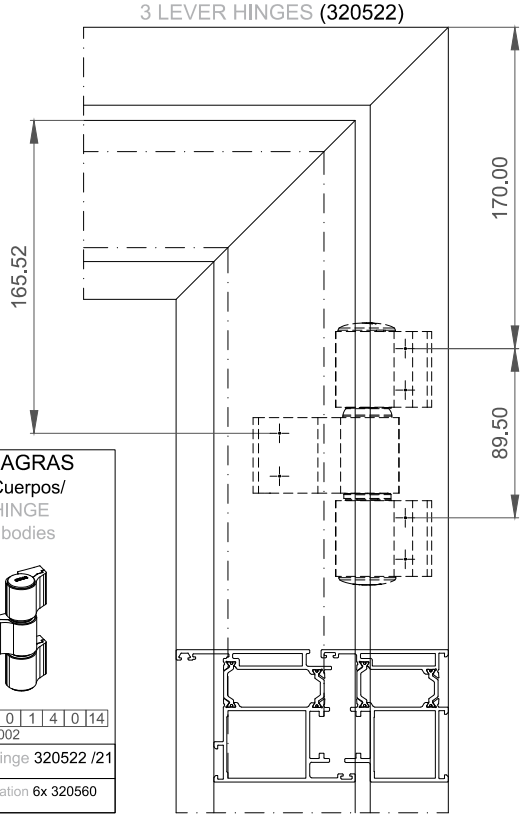

BISAGRAS
3 Cuerpos/
HINGE
3 bodies

4	7	7	0	1	4	0	14

EN 1935:2002

Bisagra/Hinge 320522 /21

Fijación/Fixation 6x 320560

BISAGRAS - MECANIZADOS DE LAS BISAGRAS DE APLACAR/
HINGES-FACE FIX HINGES MACHININGS

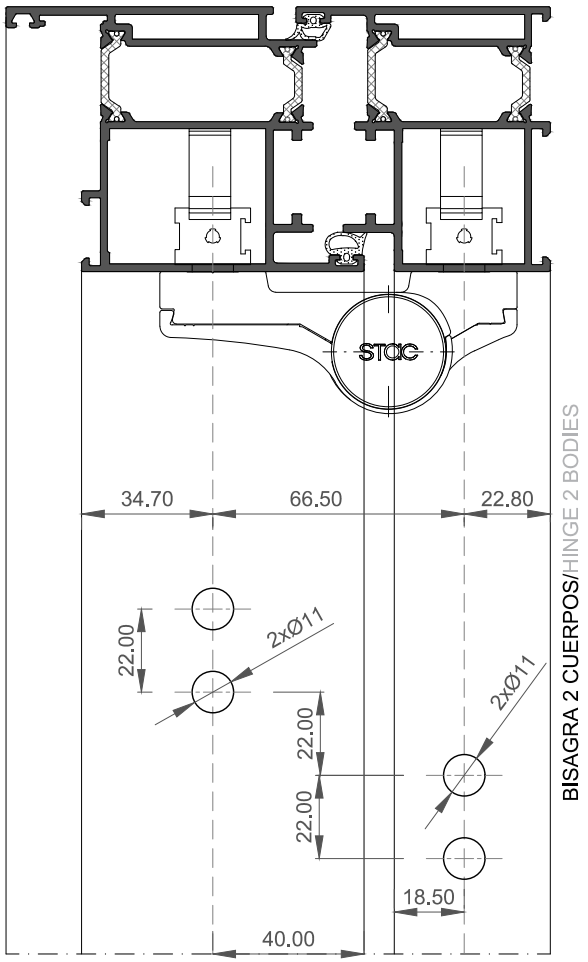

BISAGRA 2 CUERPOS/HINGE 2 BODIES

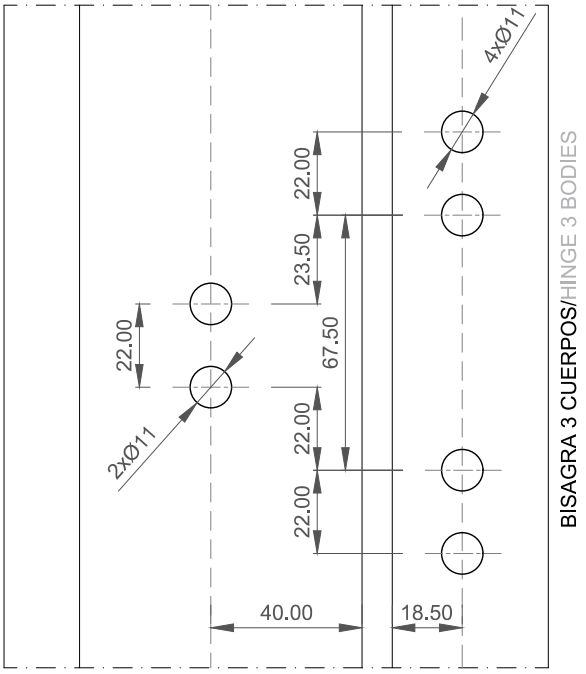

BISAGRA 3 CUERPOS/HINGE 3 BODIES

Plantillas para colocación de bisagras de aplacar (mecanizado de taladros)/Face fix hinges collocation templates (drill machining):

Modelo STAC _ Ref.: 320300

BISAGRA 2 PALAS/
2 LEVER HINGES (320222)

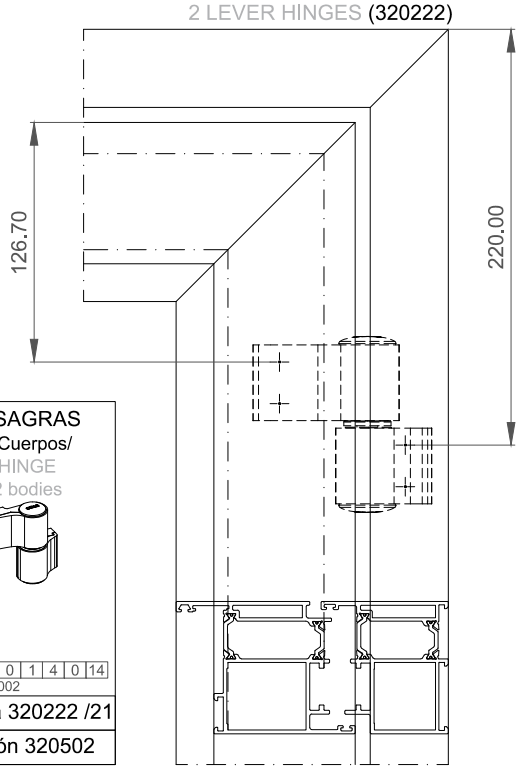

BISAGRAS
2 Cuerpos/
HINGE
2 bodies

4 7 7 0 1 4 0 14
EN 1935:2002

Bisagra 320222 /21

Fijación 320502

BISAGRA 3 PALAS/
3 LEVER HINGES (320322)

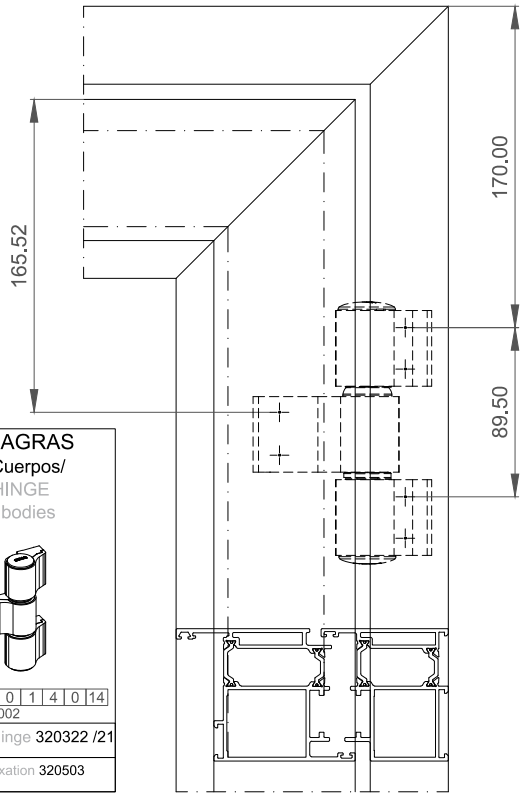

BISAGRAS
3 Cuerpos/
HINGE
3 bodies

4 7 7 0 1 4 0 14
EN 1935:2002

Bisagra/Hinge 320322 /21

Fijación/Fixation 320503

BISAGRAS - MECANIZADOS DE LAS BISAGRAS DE APLACAR/
HINGES-FACE FIX HINGES MACHININGS

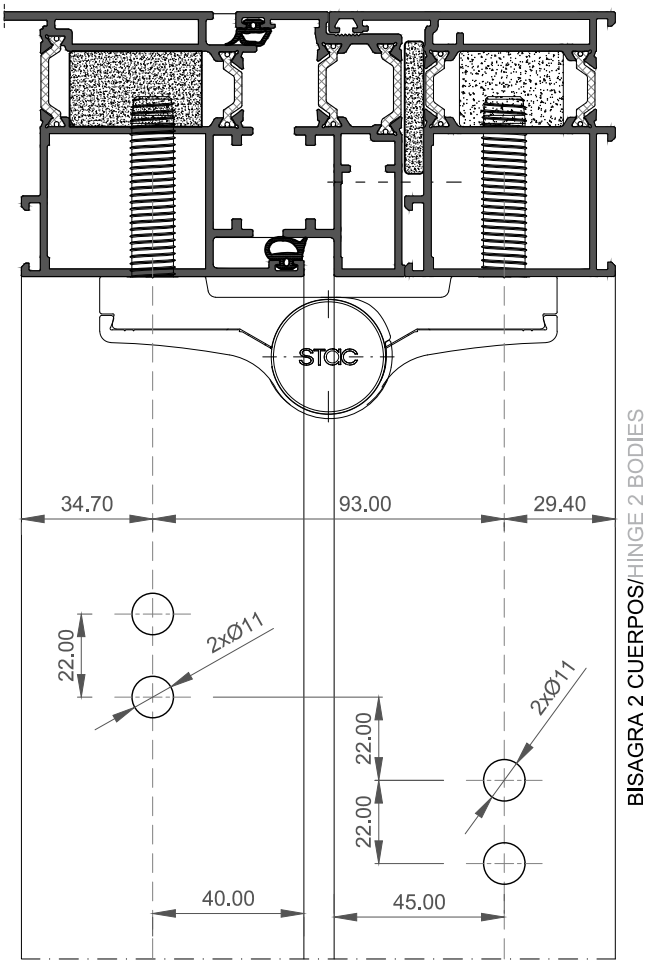

BISAGRA 2 CUERPOS/HINGE 2 BODIES

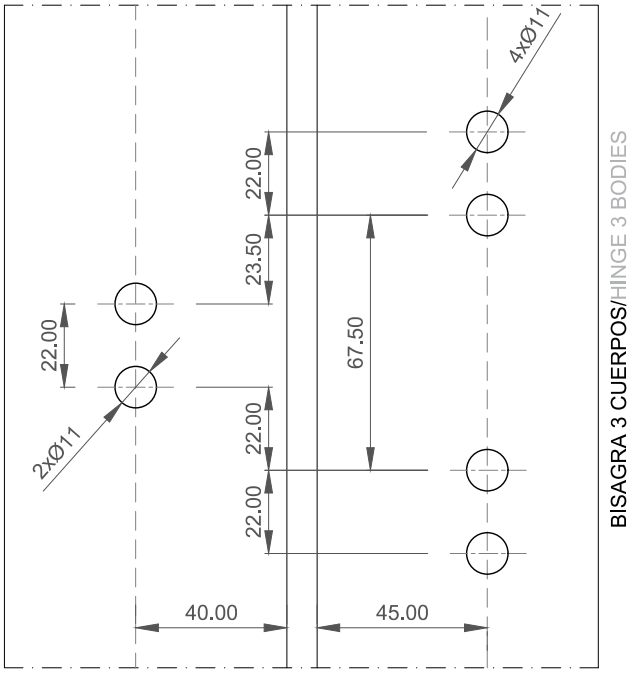

BISAGRA 3 CUERPOS/HINGE 3 BODIES

Plantillas para colocación de bisagras de aplacar (mecanizado de taladros)/Face fix hinges collocation templates (drill machining):

Modelo STAC _ Ref.: 320300

BISAGRA 2 PALAS/
2 LEVER HINGES (320442)

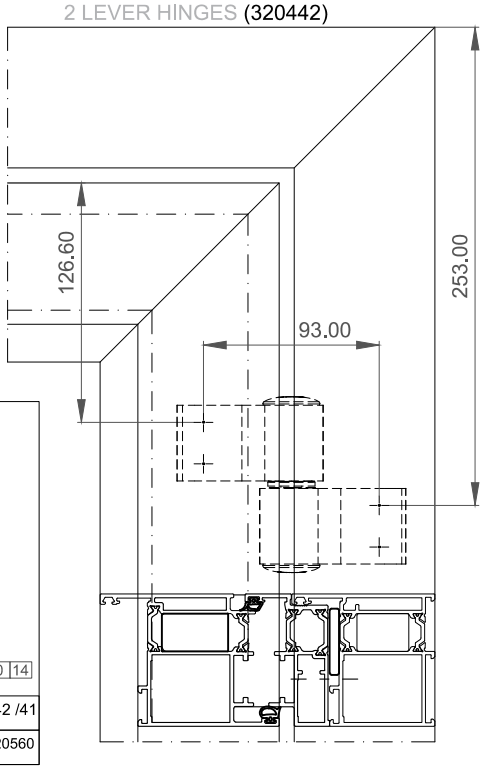

BISAGRAS
2 Cuerpos/
HINGE
2 bodies

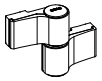

4	7	7	0	1	4	0	14

EN 1935:2002

Bisagra/Hinge 320442 /41

Fijación/Fixation 4x 320560

BISAGRA 3 PALAS/
3 LEVER HINGES (320542)

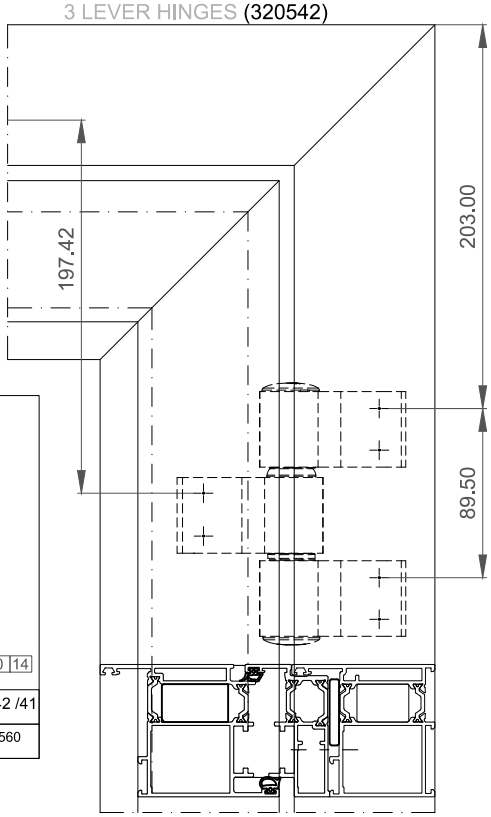

BISAGRAS
3 Cuerpos/
HINGE
3 bodies

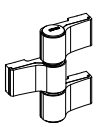

4	7	7	0	1	4	0	14

EN 1935:2002

Bisagra/Hinge 320542 /41

Fijación/Fixation 6x 320560

BISAGRAS OCULTAS/CONCEALED HINGES

MILLENNIUM PLUS 70

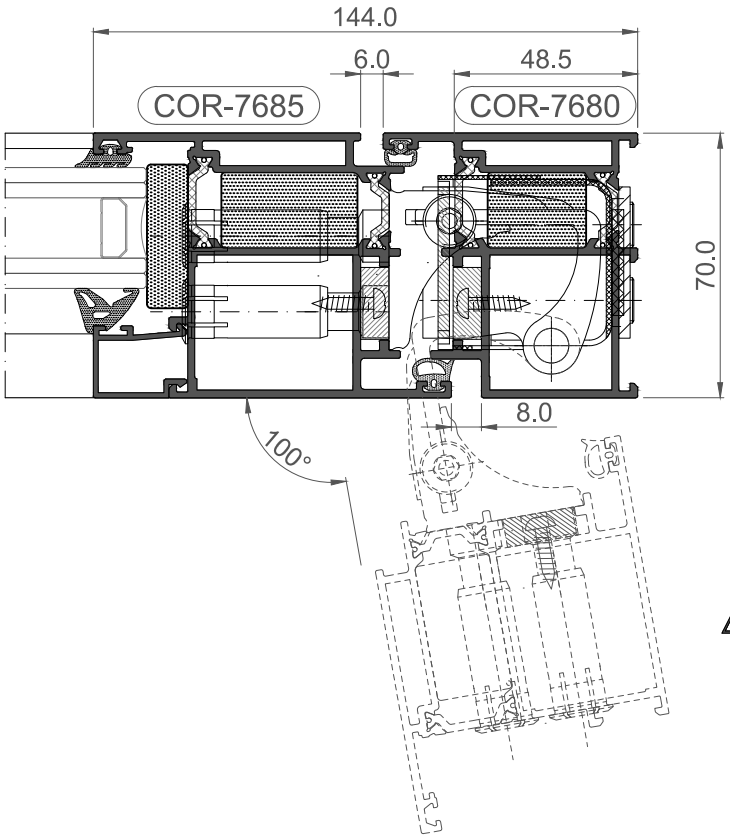

DIMENSIONES MÁXIMAS/ MAXIMUM DIMENSIONS	
Peso máximo/Max. weight	120 kg
Altura máxima de hoja/ Max. height sash	2700 mm
Anchura máxima de hoja/ Max. width sash	1500 mm
Apertura máxima libre de hoja/ Max. sash opening allowance	100 º

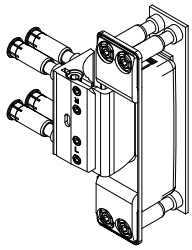

(Ref.: 310910)

Nota Importante:
En caso de posibilidad de una apertura superior a 95º; es imprescindible la colocación de algún sistema de tope o limitación de apertura de la hoja.

Important note:
In case of possibility of an opening above to 95º; It is essential the placement of some system of limit or limit of opening of the sash.

MARCO/FRAME

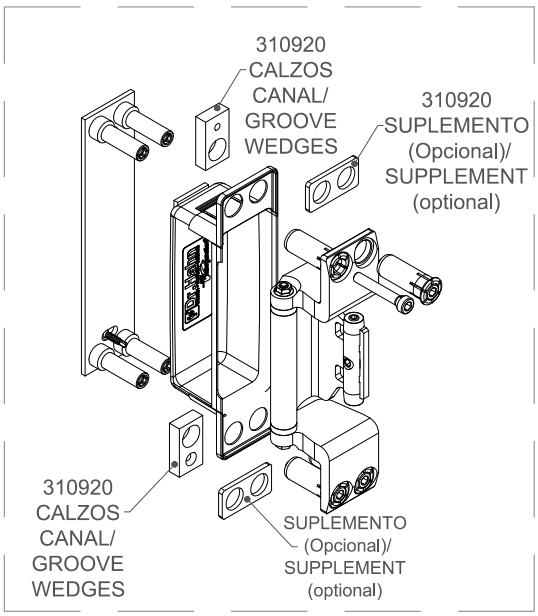

310920
JUEGO DE CALZOS/
WEDGES SET

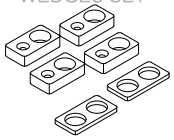

HOJA/SASH

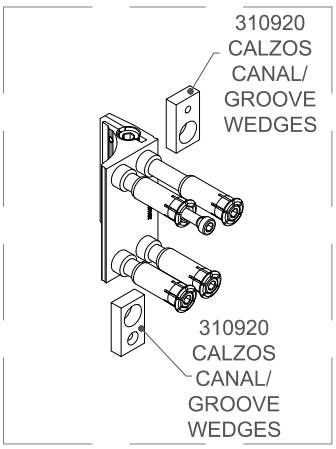

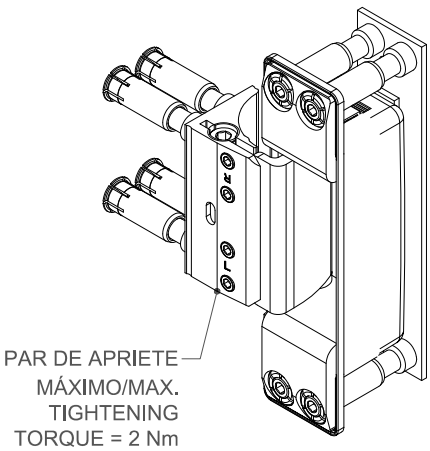

BISAGRAS OCULTAS/CONCEALED HINGES

MILLENNIUM PLUS 70

COR-7680

COR-7685

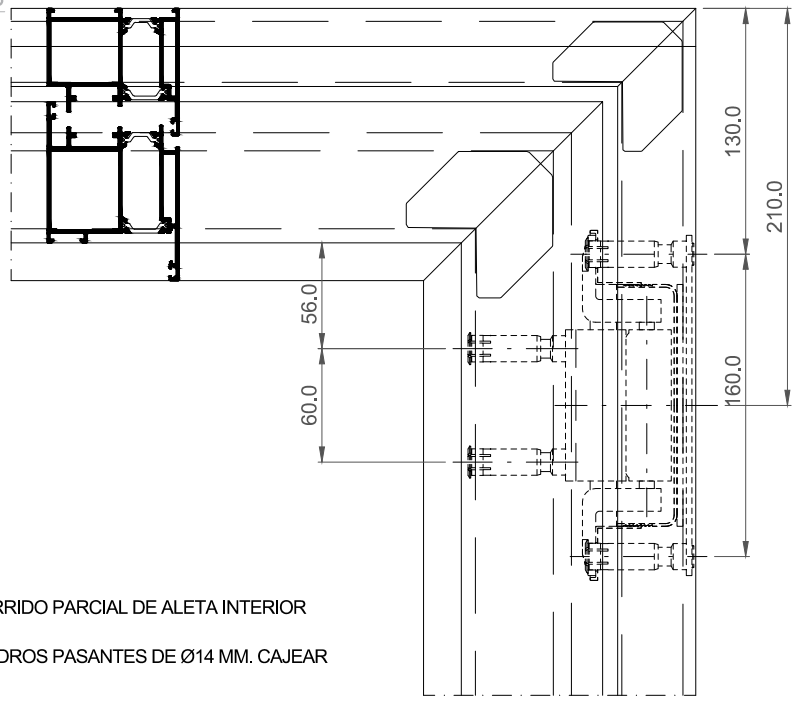

BARRIDO DE ALETA DEL CANAL EN 190 MM. DE LONGITUD, BARRIDO PARCIAL DE ALETA INTERIOR EN 3 MM. EN UNA LONGITUD DE 85 MM., CAJEADO DE 132x46 MM. HASTA BASE CÁMARA , Y TALADROS PASANTES DE Ø14 MM. CAJEAR NERVIO PARA SITUAR CALZOS

FACE SWEEPING OF THE GROOVE IN 190 MM. OF LENGTH,PARTIAL INNER FIN SWEEPING INTERIOR IN 3 MM. IN A LENGTH OF 85 MM., CASING OF 132x46 MM. UNTIL CHAMBER BASE , AND DRILLS OF Ø14 MM. CASE NERVES TO PLACE WEDGES

(MARCO/FRAME)
COR-7680

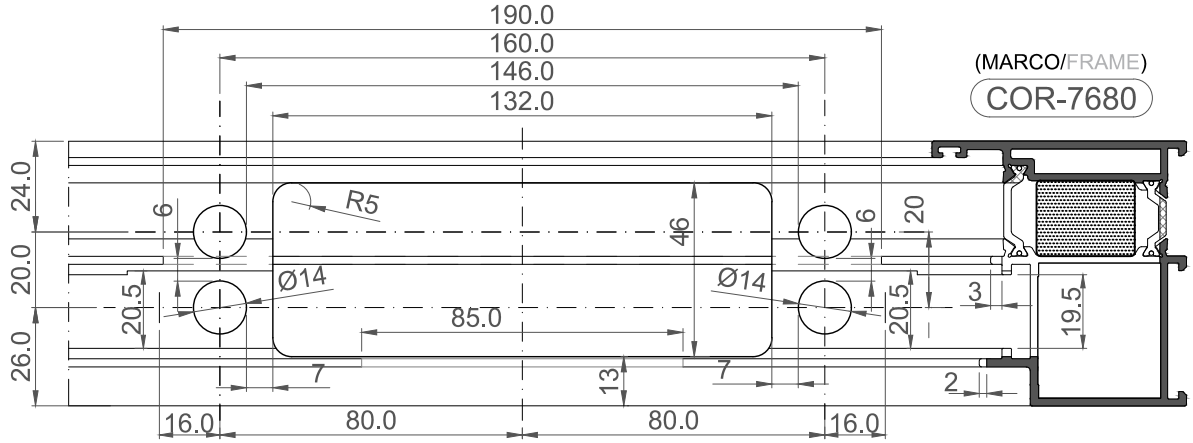

BARRIDO DE NERVIO EN 190 MM. DE LONGITUD , Y TALADROS PASANTES DE Ø14 MM.
NERVE SWEEPING IN 190 MM. OF LENGTH, AND DRILLS OF Ø14 MM.

(MARCO/FRAME)
COR-7680

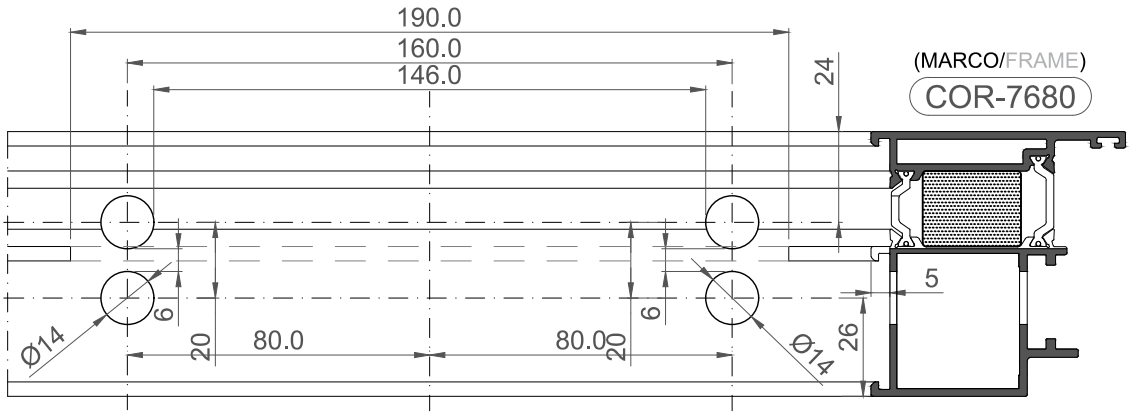

BISAGRAS OCULTAS-MECANIZADOS/CONCEALED HINGES-MACHININGS

MILLENNIUM PLUS 70

BARRIDO DE NERVIO CANAL JUNQUILLO EN 20 MM. DE LONGITUD , Y TALADROS PASANTES DE Ø14 MM.
GLAZING BEAD GROOVE NERVE SWEEPING IN 20 MM. OF LENGTH, AND DRILLS OF Ø14 MM.

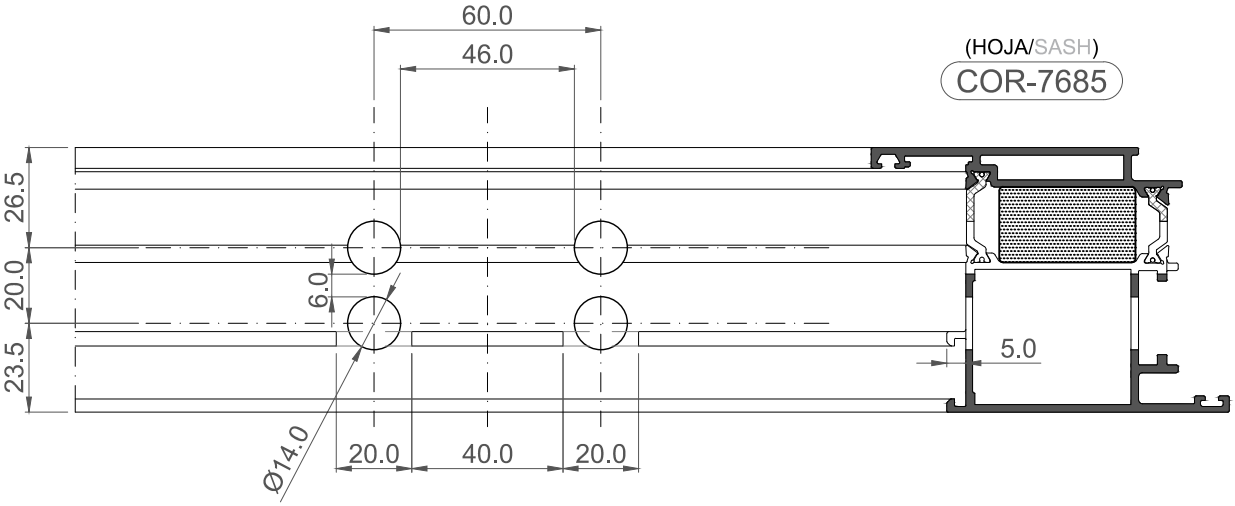

BARRIDO DE ALETA EN 85 MM. DE LONGITUD , Y TALADROS PASANTES DE Ø14 MM. CAJEAR NERVIO PARA SITUAR CALZOS.
FACE SWEEPING IN 85 MM. OF LENGTHE, AND DRILLS OF Ø14 MM. CASE NERVE TO PLACE WEDGES

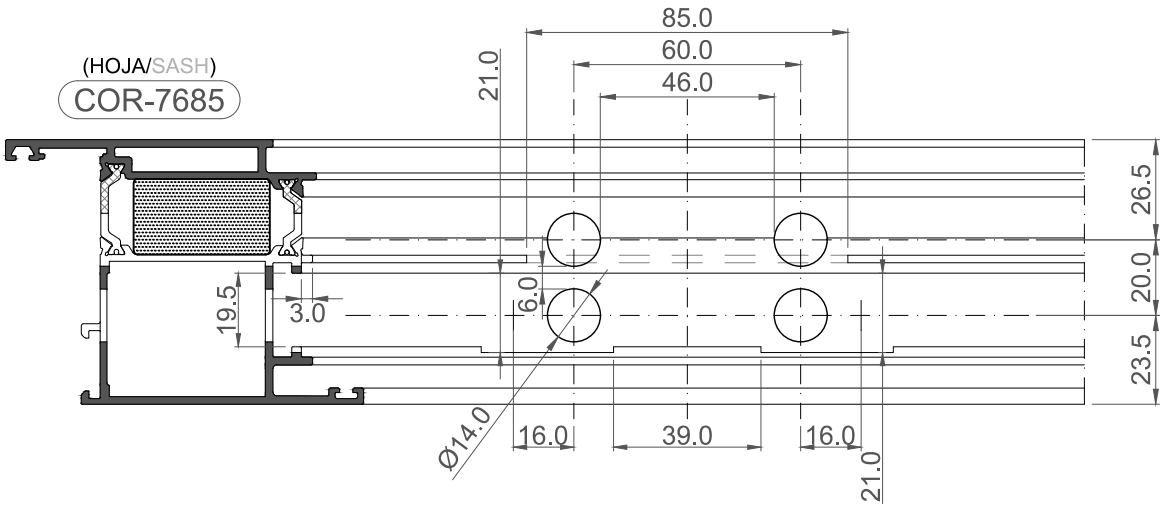

BISAGRAS OCULTAS-MECANIZADOS/CONCEALED HINGES-MACHININGS

MILLENNIUM PLUS 70 - hoja/sash Cor-7686

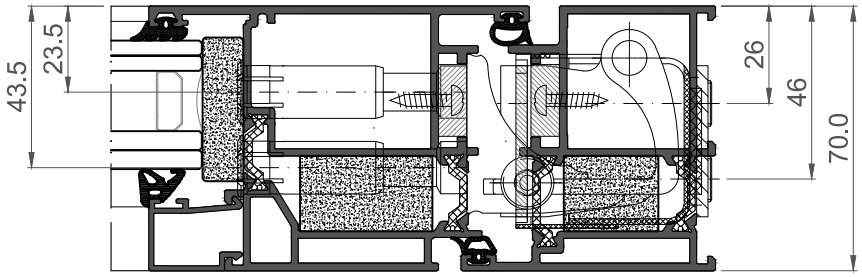

BARRIDO DE NERVIO CANAL JUNQUILLO EN 20 MM. DE LONGITUD , Y TALADROS PASANTES DE Ø14 MM.
GLAZING BEAD GROOVE NERVE SWEEPING IN 20 MM. OF LENGTH, AND DRILLS OF Ø14 MM.

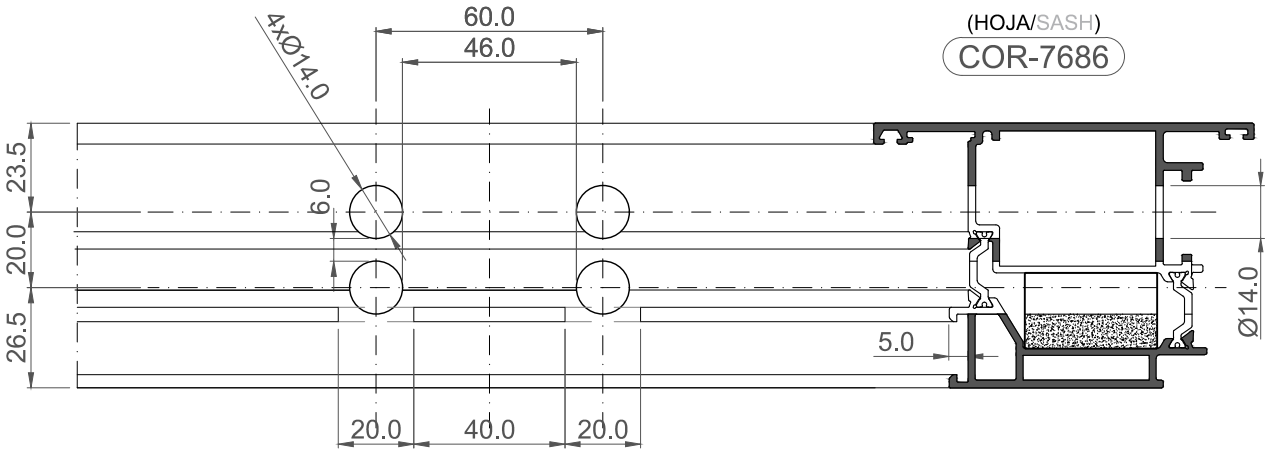

BARRIDO DE ALETA EN 85 MM. DE LONGITUD , Y TALADROS PASANTES DE Ø14 MM. CAJEAR NERVIO PARA SITUAR CALZOS.
FACE SWEEPING IN 85 MM. OF LENGTHE, AND DRILLS OF Ø14 MM. CASE NERVE TO PLACE WEDGES

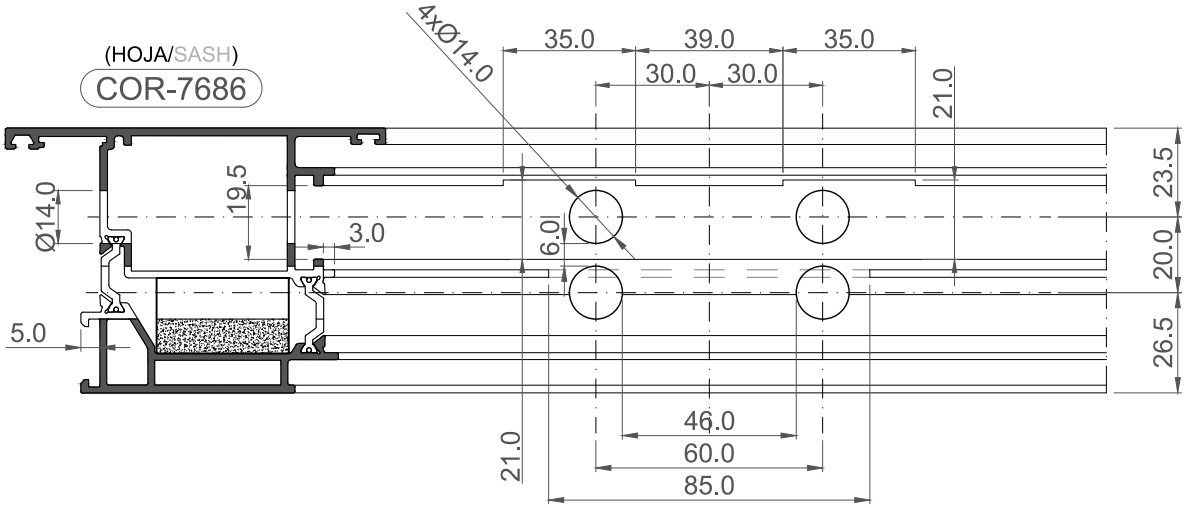

BISAGRAS OCULTAS/CONCEALED HINGES

MILLENNIUM PLUS 80

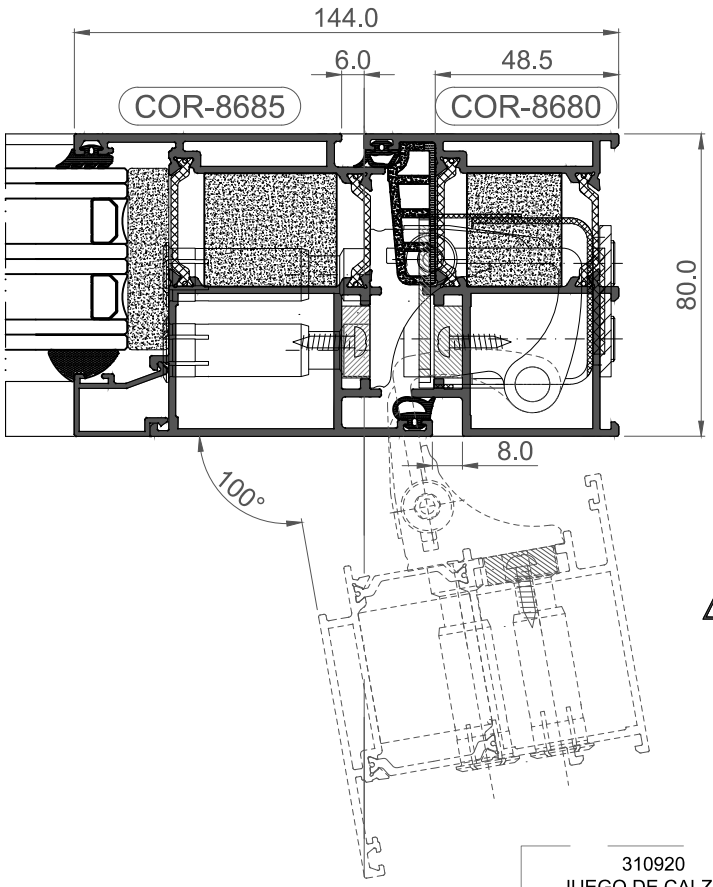

DIMENSIONES MÁXIMAS/ MAXIMUM DIMENSIONS	
Peso máximo/Max. weight	120 kg
Altura máxima de hoja/ Max. height sash	2700 mm
Anchura máxima de hoja/ Max. width sash	1500 mm
Apertura máxima libre de hoja/ Max. sash opening allowance	100 º

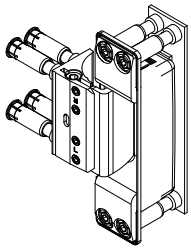

(Ref.: 310910)

Nota Importante:
En caso de posibilidad de una apertura superior a 95º; es imprescindible la colocación de algún sistema de tope o limitación de apertura de la hoja.

Important note:
In case of possibility of an opening above to 95º; It is essential the placement of some system of limit or limit of opening of the sash.

MARCO/FRAME

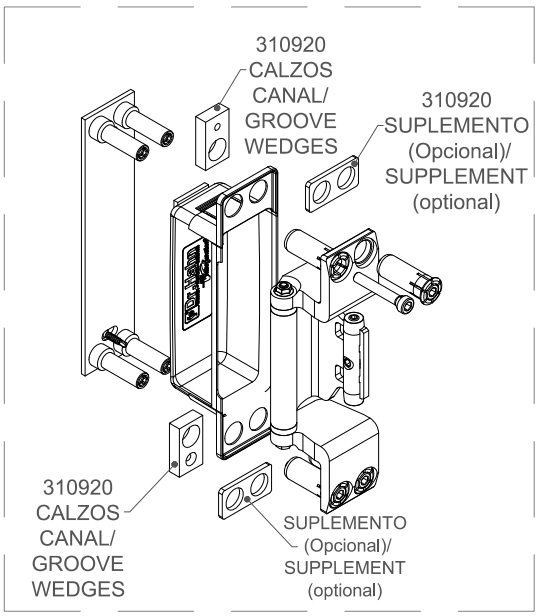

310920
JUEGO DE CALZOS/
WEDGES SET

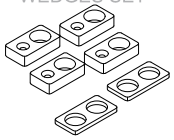

HOJA/SASH

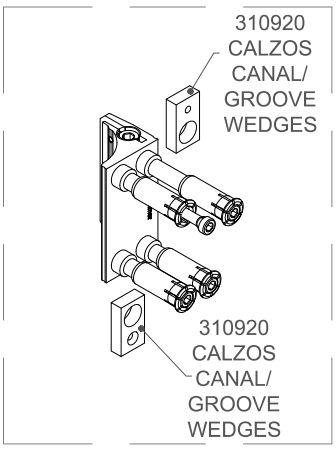

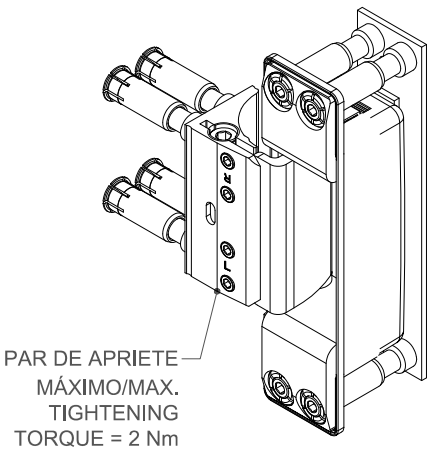

BISAGRAS OCULTAS/CONCEALED HINGES

MILLENNIUM PLUS 80

COR-8680

COR-8685

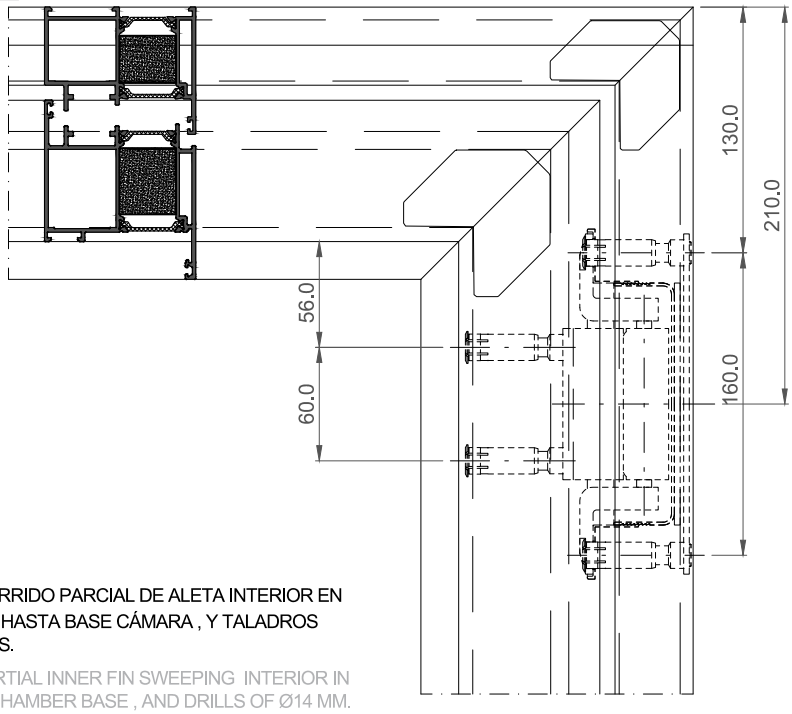

BARRIDO DE ALETA DEL CANAL EN 190 MM. DE LONGITUD, BARRIDO PARCIAL DE ALETA INTERIOR EN 3 MM. EN UNA LONGITUD DE 85 MM., CAJEADO DE 132x46 MM. HASTA BASE CÁMARA , Y TALADROS PASANTES DE Ø14 MM. CAJEAR NERVIO PARA SITUAR CALZOS.

FACE SWEEPING OF THE GROOVE IN 190 MM. OF LENGTH,PARTIAL INNER FIN SWEEPING INTERIOR IN 3 MM. IN A LENGTH OF 85 MM., CASING OF 132x46 MM. UNTIL CHAMBER BASE , AND DRILLS OF Ø14 MM. CASE NERVES TO PLACE WEDGES

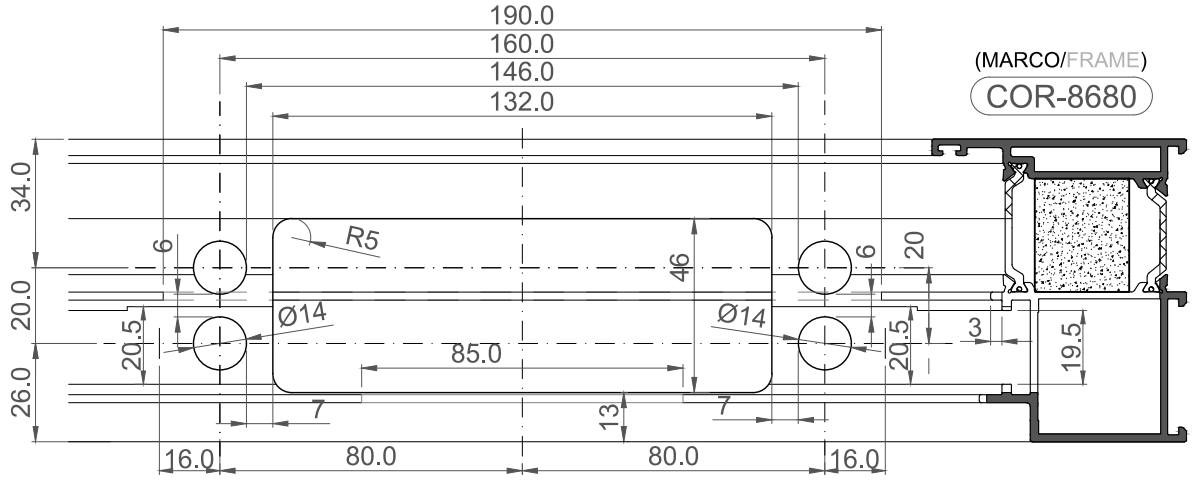

BARRIDO DE NERVIO EN 190 MM. DE LONGITUD , Y TALADROS PASANTES DE Ø14 MM.
NERVE SWEEPING IN 190 MM. OF LENGTH, AND DRILLS OF Ø14 MM.

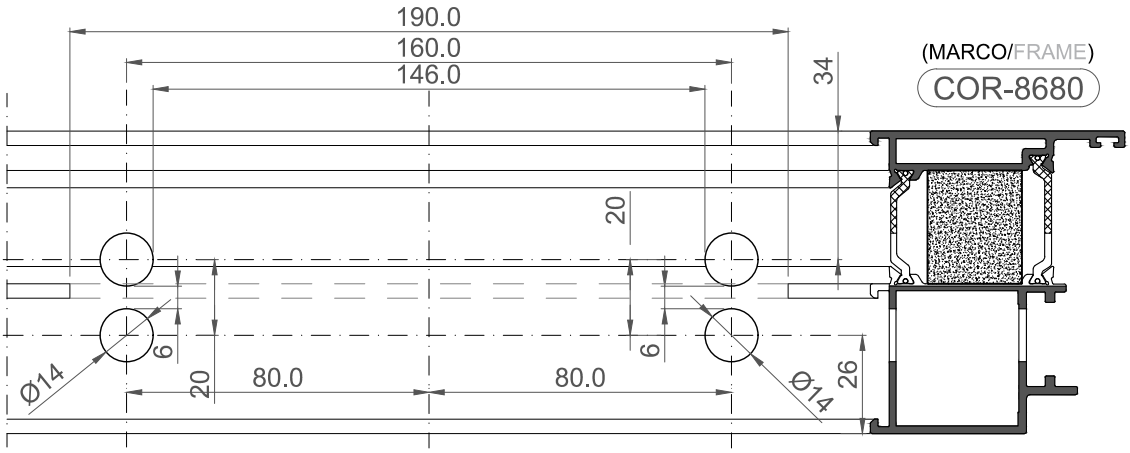

BISAGRAS OCULTAS-MECANIZADOS/CONCEALED HINGES-MACHININGS

MILLENNIUM PLUS 80

BARRIDO DE NERVIO CANAL JUNQUILLO EN 20 MM. DE LONGITUD , Y TALADROS PASANTES DE Ø14 MM.
GLAZING BEAD GROOVE NERVE SWEEPING IN 20 MM. OF LENGTH, AND DRILLS OF Ø14 MM.

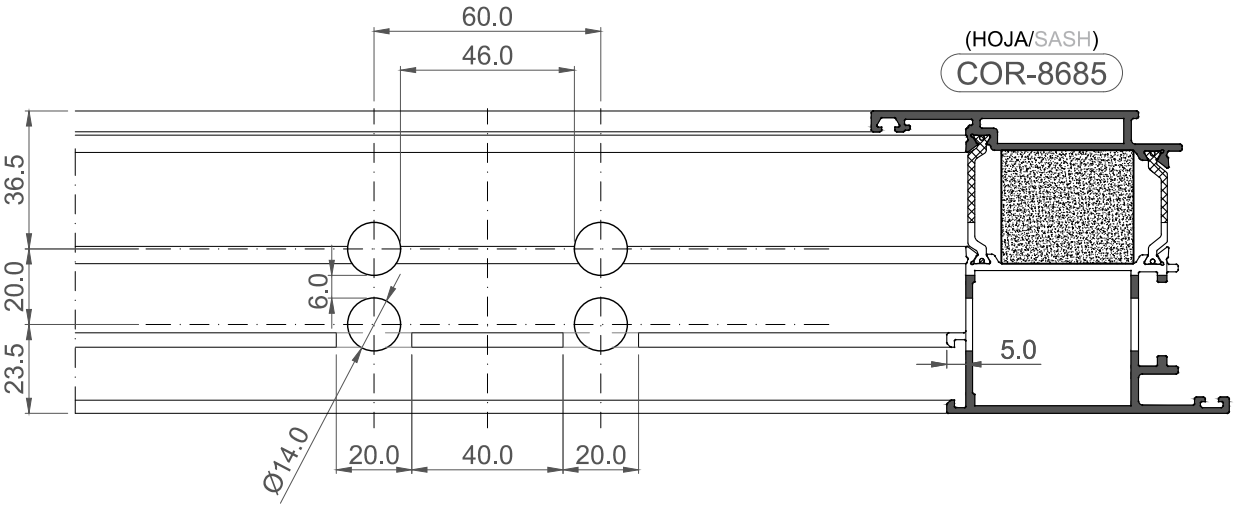

BARRIDO DE ALETA EN 85 MM. DE LONGITUD , Y TALADROS PASANTES DE Ø14 MM. CAJEAR NERVIO PARA SITUAR CALZOS.
FACE SWEEPING IN 85 MM. OF LENGTHE, AND DRILLS OF Ø14 MM. CASE NERVE TO PLACE WEDGES

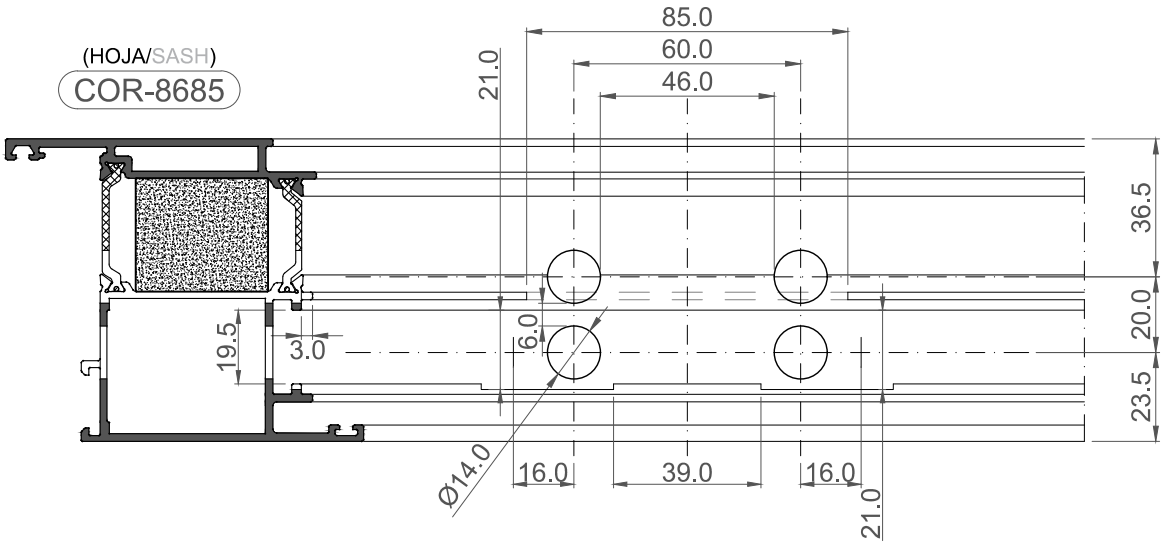

BISAGRAS ANTI-PALANCA OCULTA/CONCEALED ANTI-LEVERAGE HINGES

* No es posible el montaje con bisagra oculta/Assembly not possible with concealed hinge (ref.: 310910)

Referencia/Reference 307650

A fijar mediante 6x 810525 (tornillo M5x25 Din965-A2) con 6x 280005 (tuerca remachable M5).
Alternativa con tornillos rosca-chapa (ref.: 824825)
Fixing with 6x 810525 (screw M5x25 Din965-A2) with 6x 280005 (blind rivet washer M5)

APERTURA EXTERIOR/ OUTWARDS OPENING

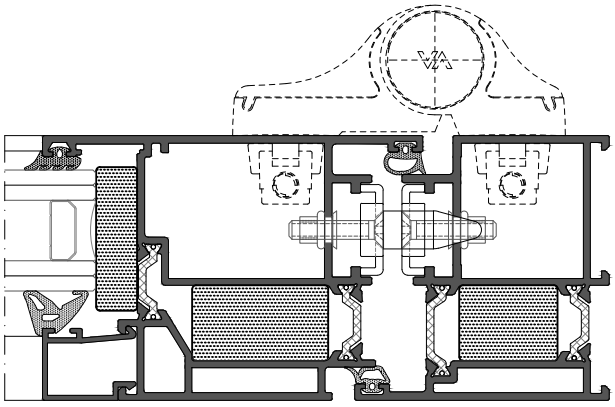

En la hoja/ On the sash:

En el marco/ On the frame:

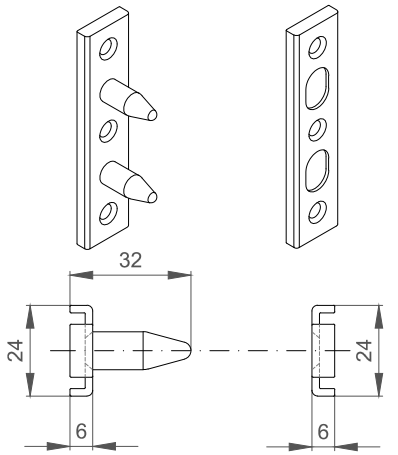

Nota:
En la configuración de puertas con 2 bisagras, es recomendable disponer una bisagra anti-palanca intermedia, dotándola así de un tercer punto de cierre.

Note:
In the door configuration with 2 hinges, it is recommendable to have an intermediate anti-leverage hinge, providing a third locking point.

Nota2:
NO VÁLIDO CON BISAGRAS OCULTAS. REF.: 310910)

Note2:
NOT VALID WITH CONCEALED HINGE. REF.: 310910)

APERTURA INTERIOR/ INWARDS OPENING

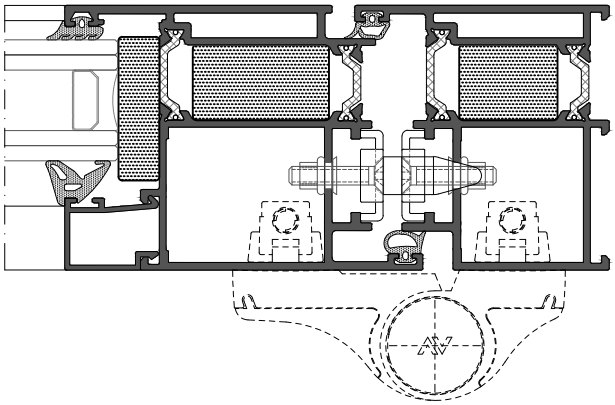

MECANIZADO EN LA HOJA/MACHING ON SASH
Taladro para tuercas remachables/
Drill for blind rivet washers

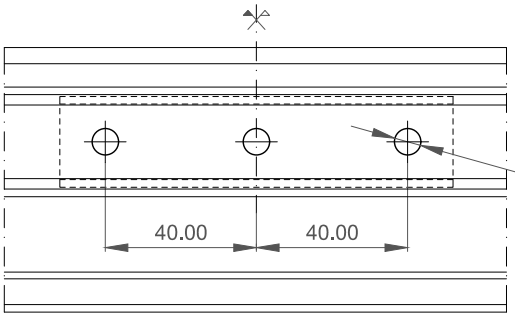

(*) Taladros/Drills:
Ø7,1 mm. para/for 280005+810525.



Ø4 mm. para/for Ø4.8x25 DIN7982.



MECANIZADO EN EL MARCO/
MACHINING ON FRAME
taladro para tuercas remachables y pitones/
drills for blind rivet washers and pins

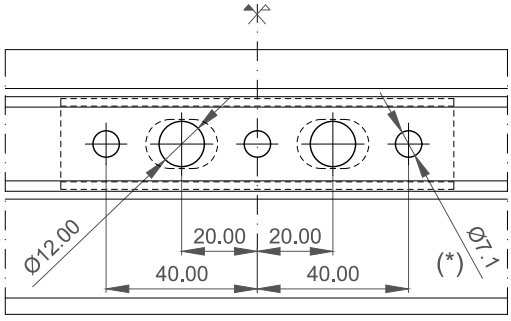

MANIOBRAS DE PUERTA/DOOR MANOEUVRES

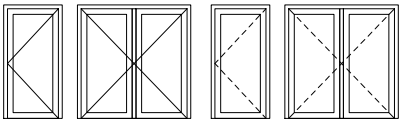

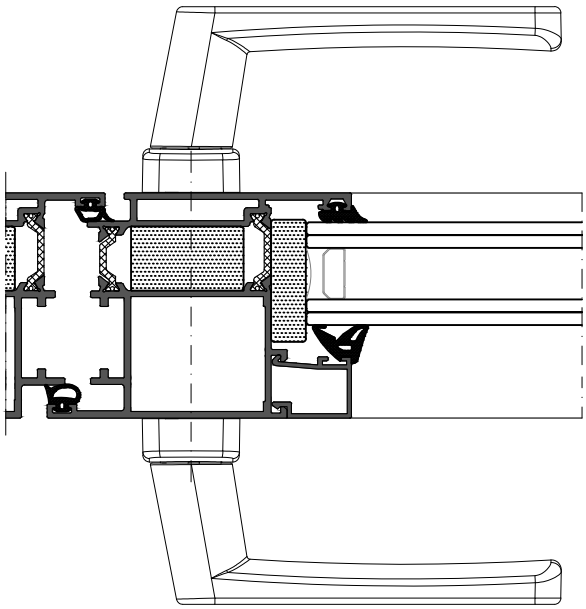

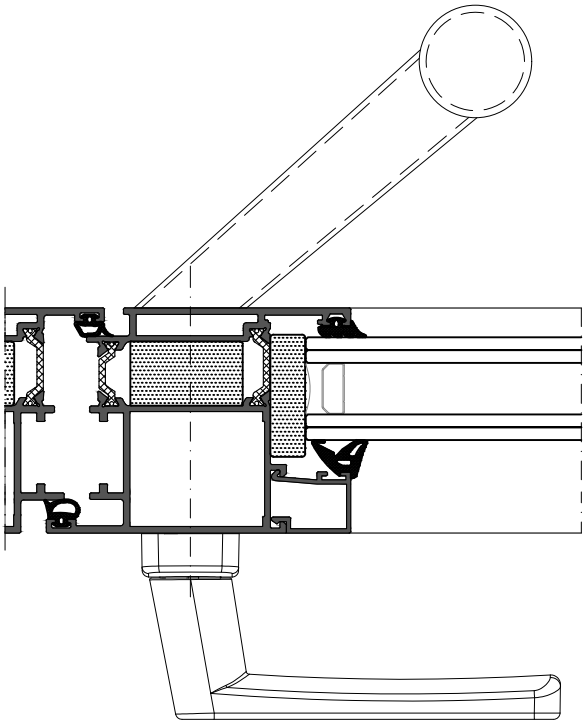



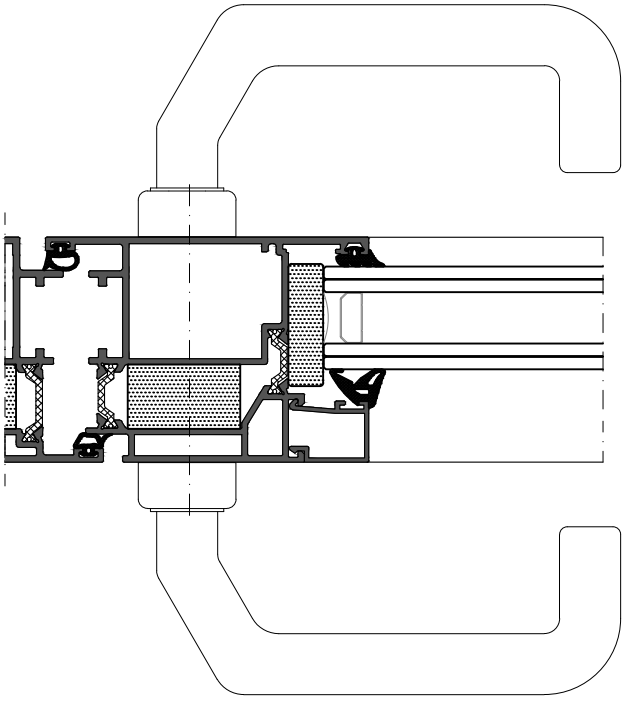

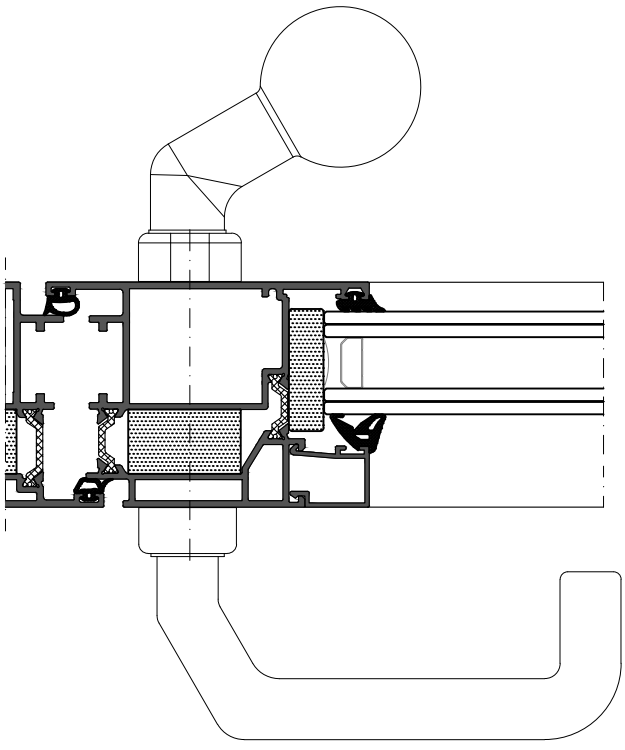

MANILLA MINIMALISTA / MINIMALIST HANDLE

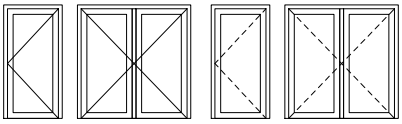



377562 (izda / left)



377542 (dcha / rigth)



377522 (juego / set)

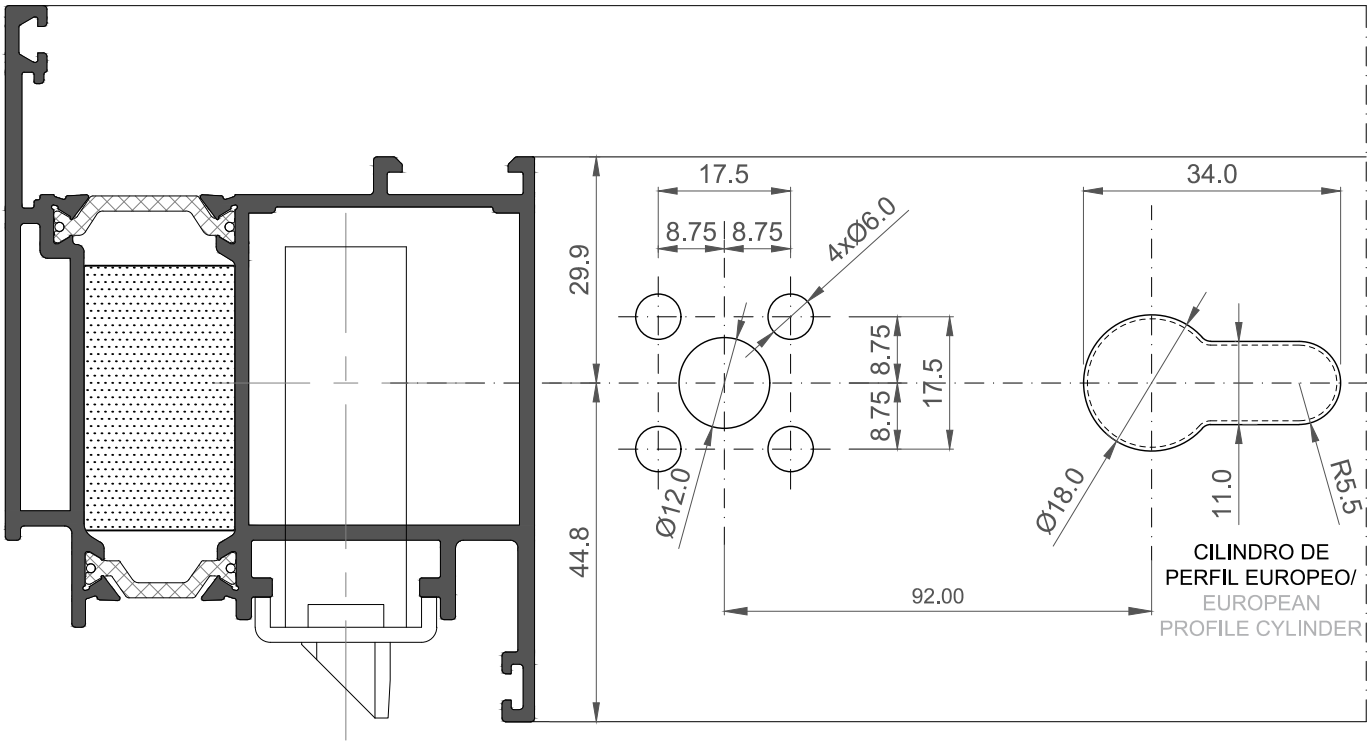

2 MONTAR Y REMACHAR LAS TUERCAS DE FIJACIÓN
ASSEMBLY & RIVET THE FIXING NUTS

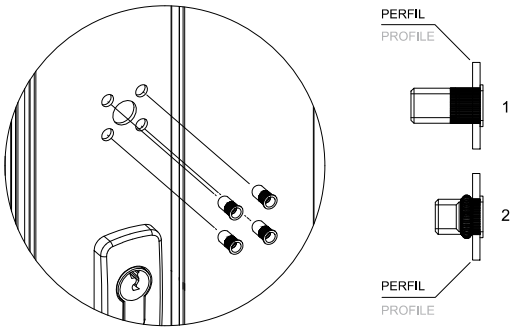

4 FIJAR EL MECANISMO BASE DE MANILLA
FIXING HANDLE BASE MECHANISM

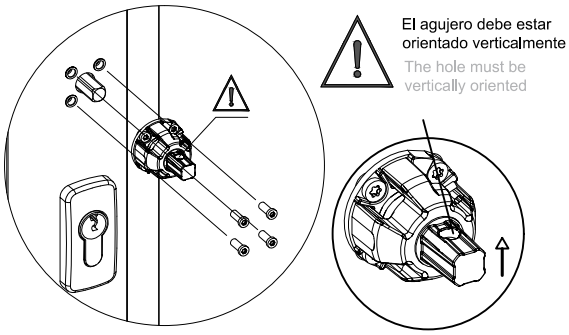

3 INSERTAR CUADRADILLO
INSERT SPINDLE

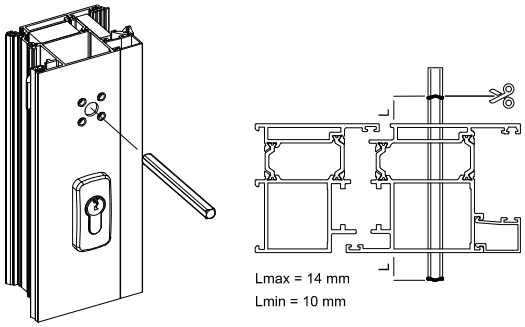

5 INSTALACIÓN DE MANILLA MINIMALISTA
MINIMALIST HANDLE INSTALLATION

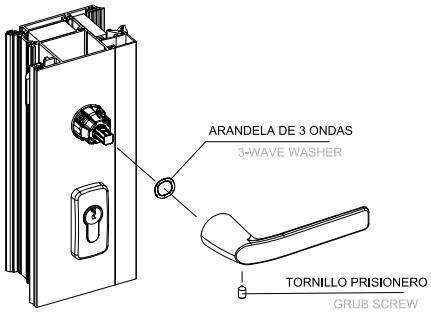

MANILLA Y BOMBILLO/HANDLE AND CYLINDER

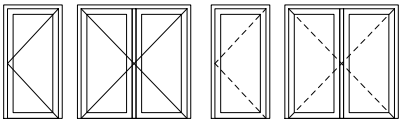

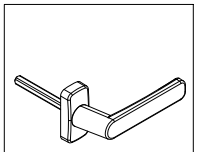

308301/02*
Manilla puerta Cortizo/Cortizo door handle
* B/N



308501/02*
Doble manilla puerta Cortizo/Cortizo door double handle
* B/N

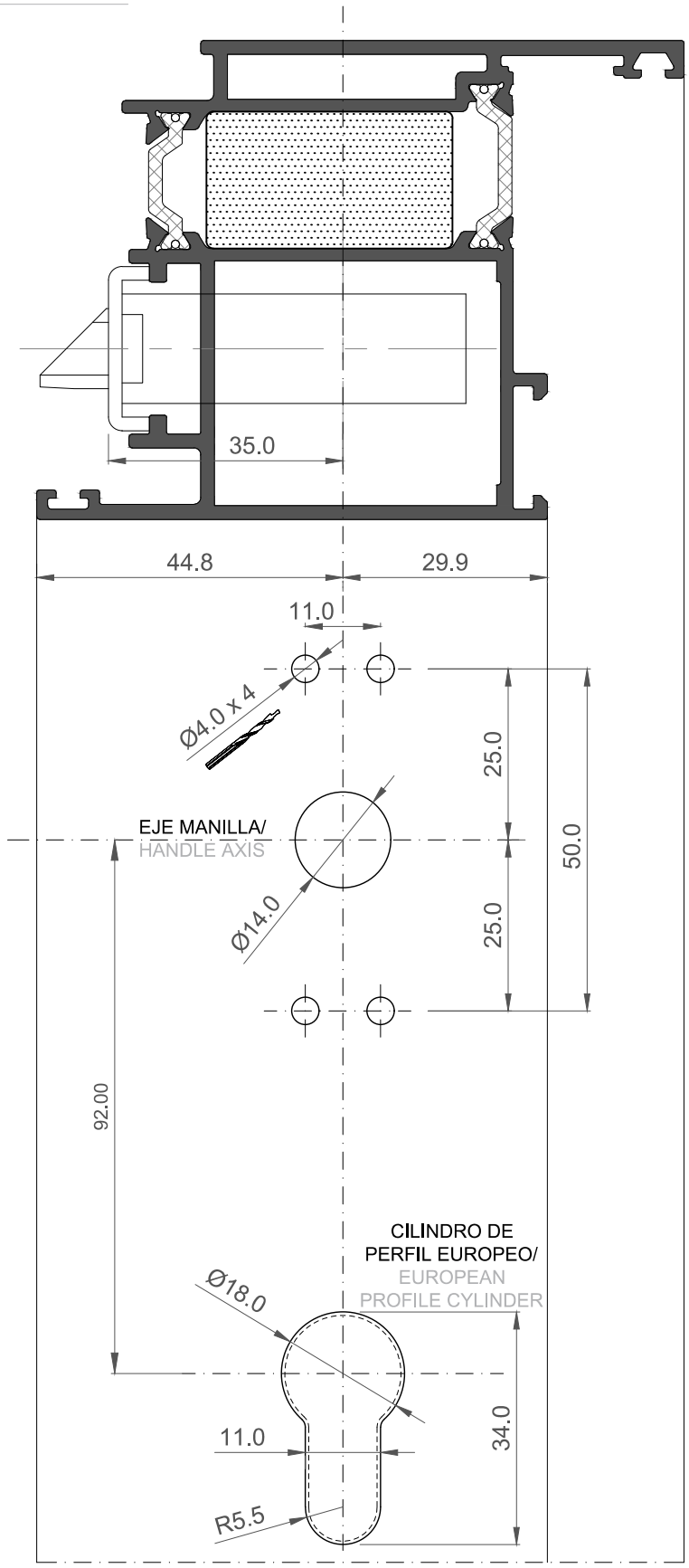

MP 70	303655_Simple 303656_Seguridad (Leva 15 mm.)
MP 80	363655_Simple 363656_Seguridad (Leva 15 mm.)

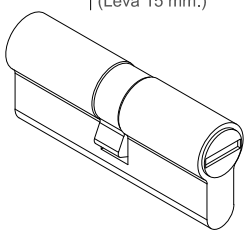

MANILLA Y BOMBILLO-Salida de emergencia/HANDLE AND CYLINDER-Emergency exit

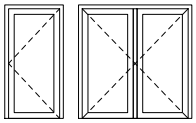



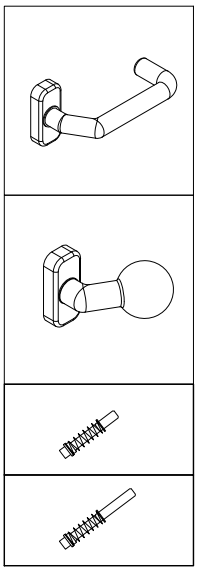

321231/32*
Manilla puerta/Door handle EN179
* Negro/Blanco
* Black/White

321271/72*
Pomo exterior/Outside door knob
* Negro/Blanco
* Black/White

321116
Cuadradillo/Square spindle 8/9, L60
Exterior/Outside

321118
Cuadradillo/Square spindle 8/9, L80
Interior/Inside

(*) Taladros/Drills:
Ø7,1 mm. para/for 280005+810516.

Ø4 mm. para/for Ø4.8x25 DIN7982. (824825)

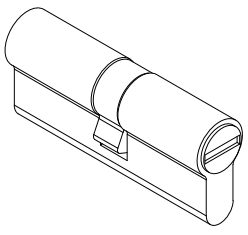

MP 70 | 327627_Simple/Simple
327628_Seguridad/Safety
(Leva/Cam 15 mm.)

MP 80 | 328627_Simple/Simple
328628_Seguridad/Safety
(Leva/Cam 15 mm.)

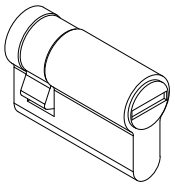

MP 70 | 327626_Medio bombillo/Half cylinder
(Leva 15 mm.)

MP 80 | 328626_Medio bombillo/Half cylinder
(Leva 15 mm.)

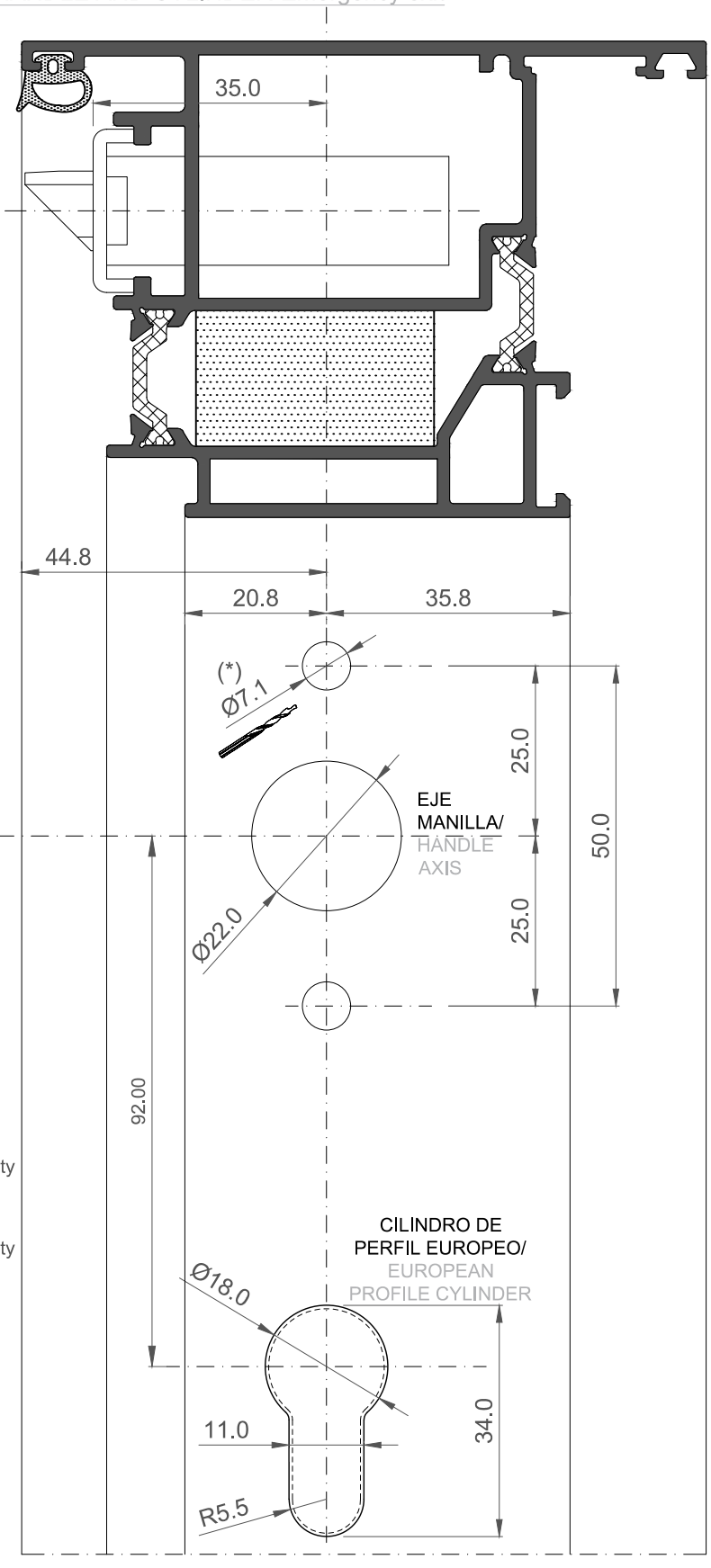

COLOCACIÓN DE BOMBILLO - CILINDRO ALTA SEGURIDAD
CYLINDER PLACEMENT - HIGH SECURITY CYLINDER

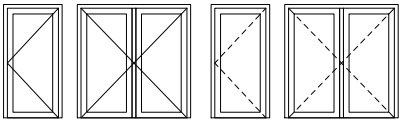

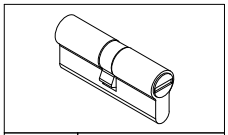

M70	397680
M80	398680

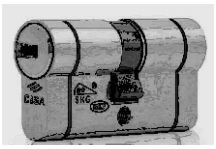

EN 1303

DURABILIDAD: GRADO 6 / DURABILITY: GRADE 6
SEGURIDAD LLAVE: GRADO 6 / KEY SAFETY: GRADE 6
RESISTENCIA CILINDRO AL ATAQUE: GRADO C
ATTACK CYLINDER RESISTANCE: GRADE C



ANTI BUMP (Sistema BKP) *ANTI PICK* *ANTI SNAP* *ANTI DRILL*

- Cilindro con función DOBLE EMBRAGUE.
- Cilindro con leva larga o leva DIN.
- Llave reversible. Compatible con escudos de protección.
- Copia de llave mediante tarjeta de seguridad. Se entrega con 5 llaves.
- Admite amaestramiento integrado; a solicitar.

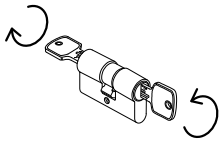

- Cylinder with function DUAL CLUTCH.
- Cylinder with long cam or DIN cam.
- Reversible key. Compatible with protection shields.
- Copy of keyby security card. It is delivered with 5 keys.
- Supports integrated training; to request.



E 1:2

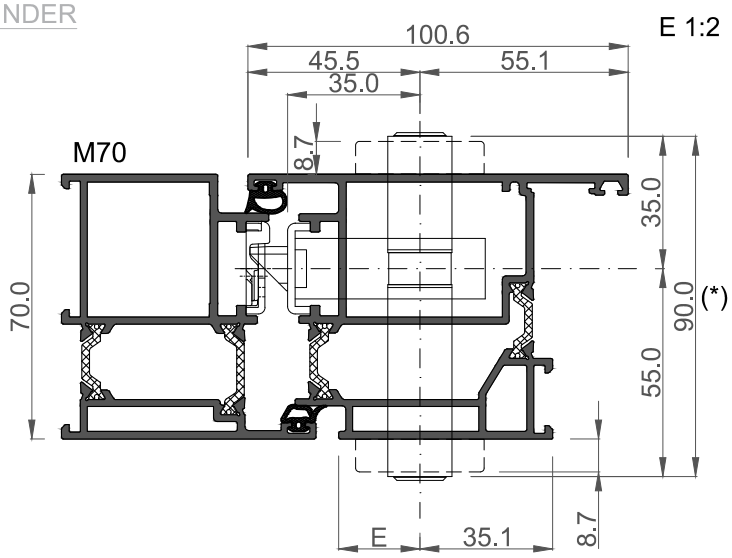

Ejemplo: Millennium Plus 70 APERTURA EXTERIOR
Nota: Medida para Millennium Plus 80 = 35+65 (100 mm)

Example: Millennium Plus 70 OUTWARD OPENING
Note: Measure for Millennium Plus 80 = 35 + 65 (100 mm)

Mecanizado para insertar bombillo
Machining to mount cylinder

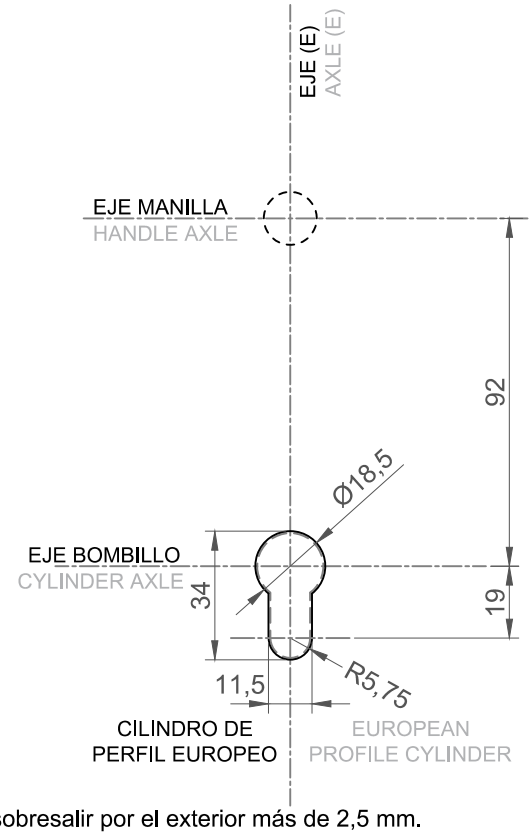

Nota:
Por razones de seguridad se recomienda que el bombillo no debería sobresalir por el exterior más de 2,5 mm.
(*) Longitud de bombillo basado en combinación de un escudo protector *(ref.: 321811/12)*. (9 mm)

Note:
For safety reasons it is recommended that the cylinder should not protrude outside more than 2.5 mm.
(*) Cylinder length based on combination of a protective shield (ref .: 321811/12). (9 mm)

BOMBILLOS CON POMO INTERIOR/CYLINDER WITH INSIDE KNOB

	403656	MP70	Apertura Interior Inside Opening
	403666	MP80	
	405636	MP70	Apertura Exterior Outside Opening
	406636	MP80	

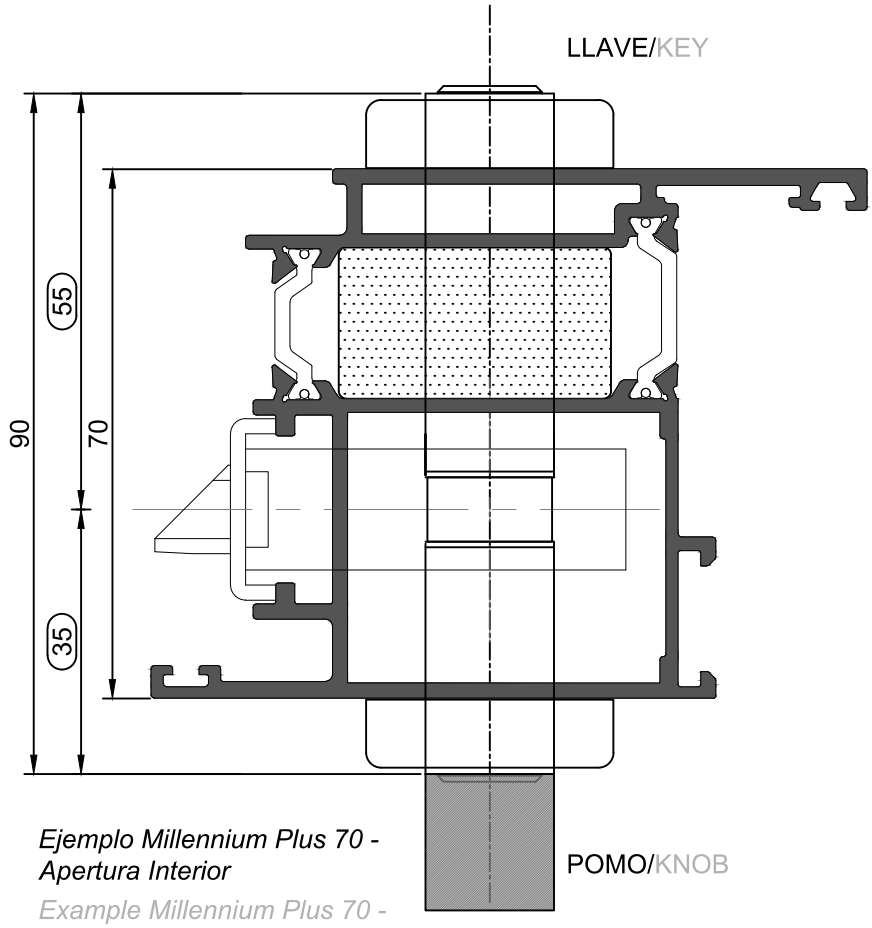

Ejemplo Millennium Plus 70 - Apertura Interior

Example Millennium Plus 70 - Inside opening

TIRADORES DE PUERTA - ART INFINITY / ART INFINITY - DOOR PULLS



398602 inclinado izda /
left inclined
398612 inclinado dcha /
right inclined



398622 recto / straight

TIRADOR POR EL EXTERIOR/OUTSIDE PULL

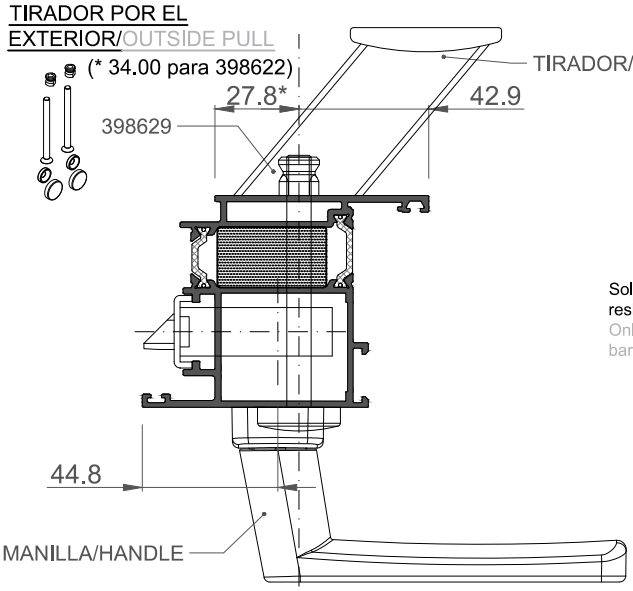

DOBLE TIRADOR/DOUBLE PULL

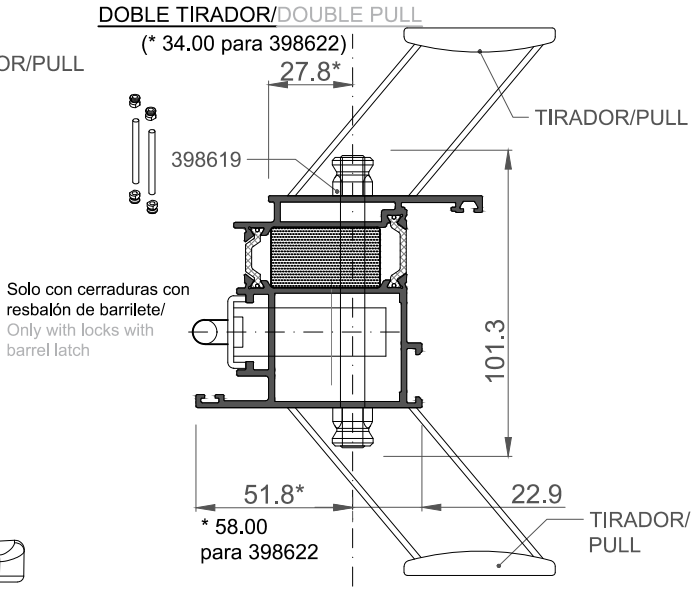

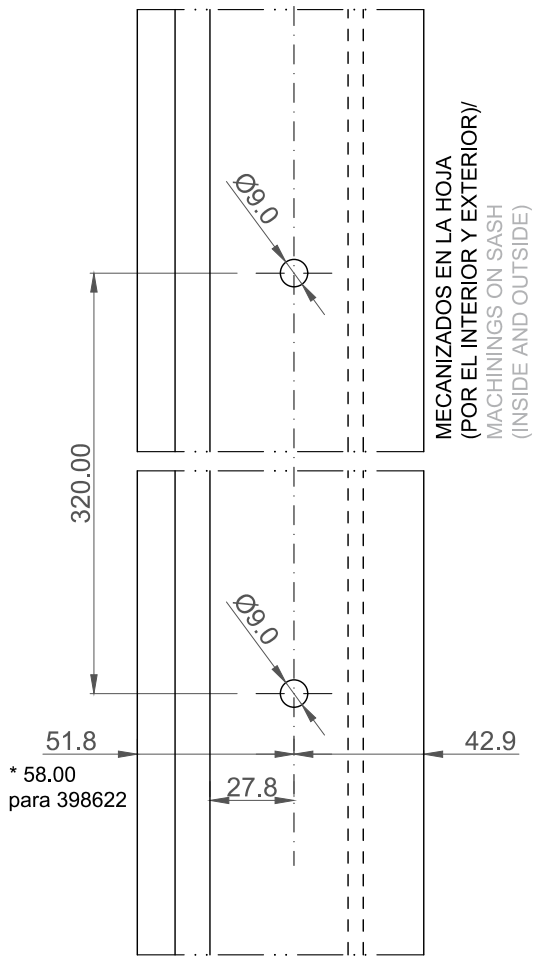

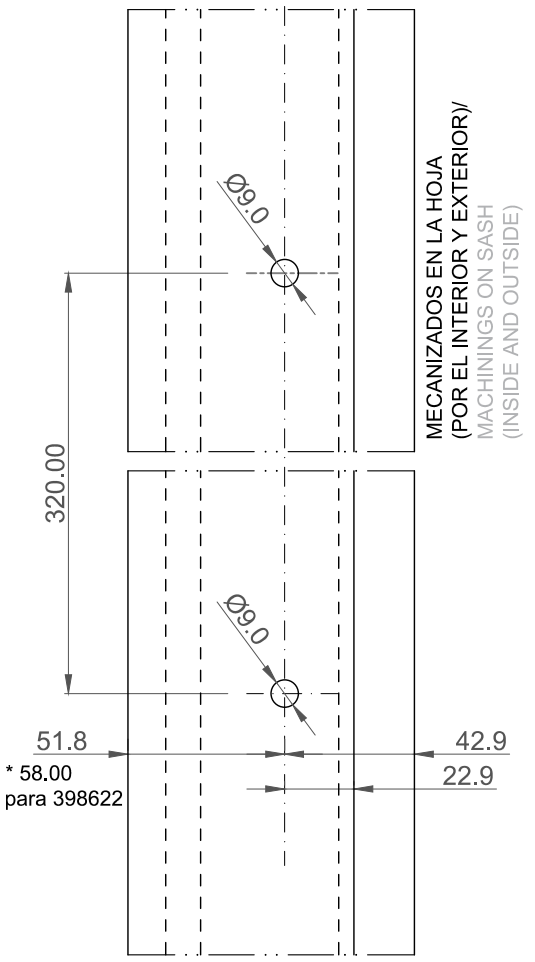

PROTECTOR DE CILINDRO/CYLINDER COVER

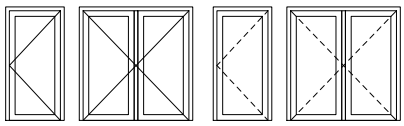

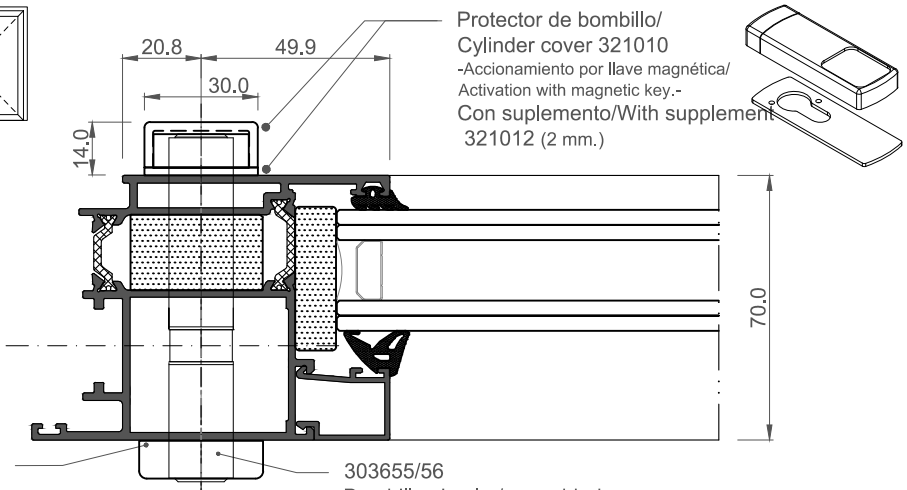

Protector de bombillo/
Cylinder cover 321010
-Accionamiento por llave magnética/
Activation with magnetic key.-
Con suplemento/With supplement
321012 (2 mm.)

(*)
El protector se fija al cañon del bombillo a través del tornillo prisionero de apriete que dispone.

Para fijación de seguridad del protector se emplean 2 tornillos Ø3,9 DIN7982. Se recomienda practicar los taladros una vez quede fijado el protector al cilindro.

(*)
The cover is fixed to the cannon of the lock through the grub screw.

For safety fixing of the coverr 2 screws Ø3,9 DIN7982 must be used. It is recommended to drill after the cover is fixed to the cylinder.

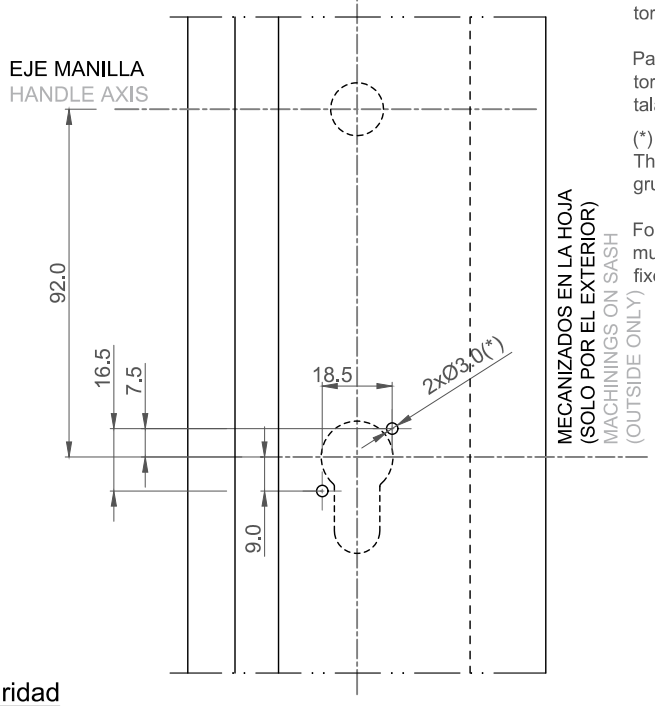

Mecanizado Hoja
en interior
Sash machining
inside

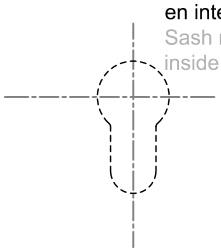

Protector de Seguridad
Security Cover

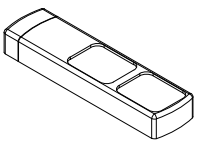

Protector de bombillo SEGURIDAD
321011
-Accionamiento por llave magnética; doble posición.-
No requiere suplementar.
* Casquillos roscados de latón para el exterior y los tornillos M4 están incluidos en el kit.

Cover for SAFETY cylinder
321011
-Activation through magnetic key;double position-
Supplement not required.
* Brass threaded bushing for the outside and the screws M4 are included in the kit.

Mecanizado Hoja
en exterior
Sash machining
outside

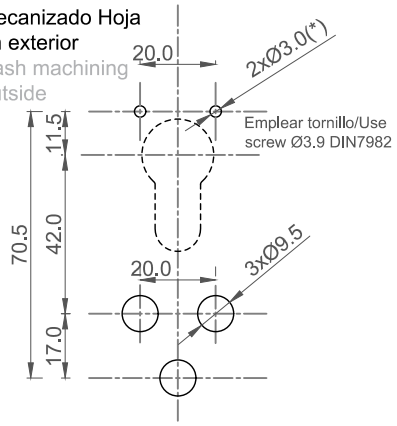

Mecanizado Hoja
en interior
Sash machining
inside

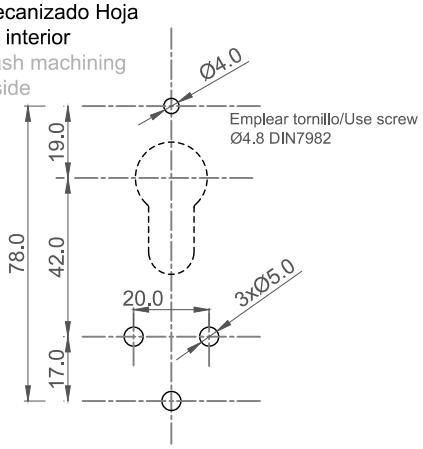

CERRADURA 1 PUNTO/SINGLE POINT LOCK

Ref.: 301050

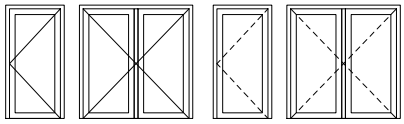

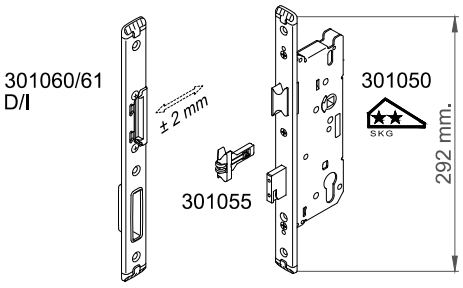

Nota:
Cerradero central con regulación ± 2 mm.
Note:
Central striker adjustable ± 2 mm.

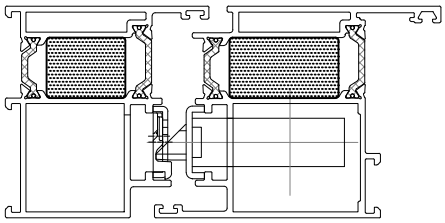

REGULACIÓN CERRADEROS/
STRIKER ADJUSTMENT

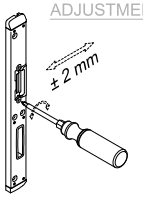

CAMBIO DE MANO RESBALÓN/
CHANGE SIDE LATCH

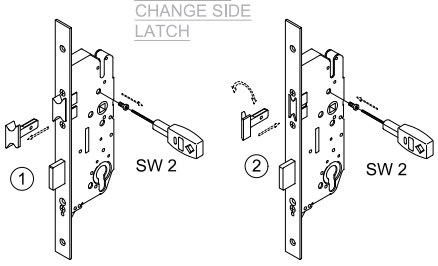

CAMBIO A RESBALÓN BARRILETE/
CHANGE TO BARREL LATCH

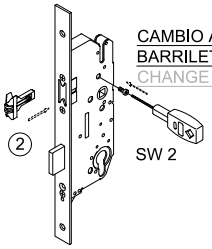

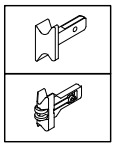

CERRADURA RESBALÓN ESTÁNDAR/
STANDARD LATCH LOCK

CERRADURA RESBALÓN DE RODILLO/
ROLLER LATCH LOCK

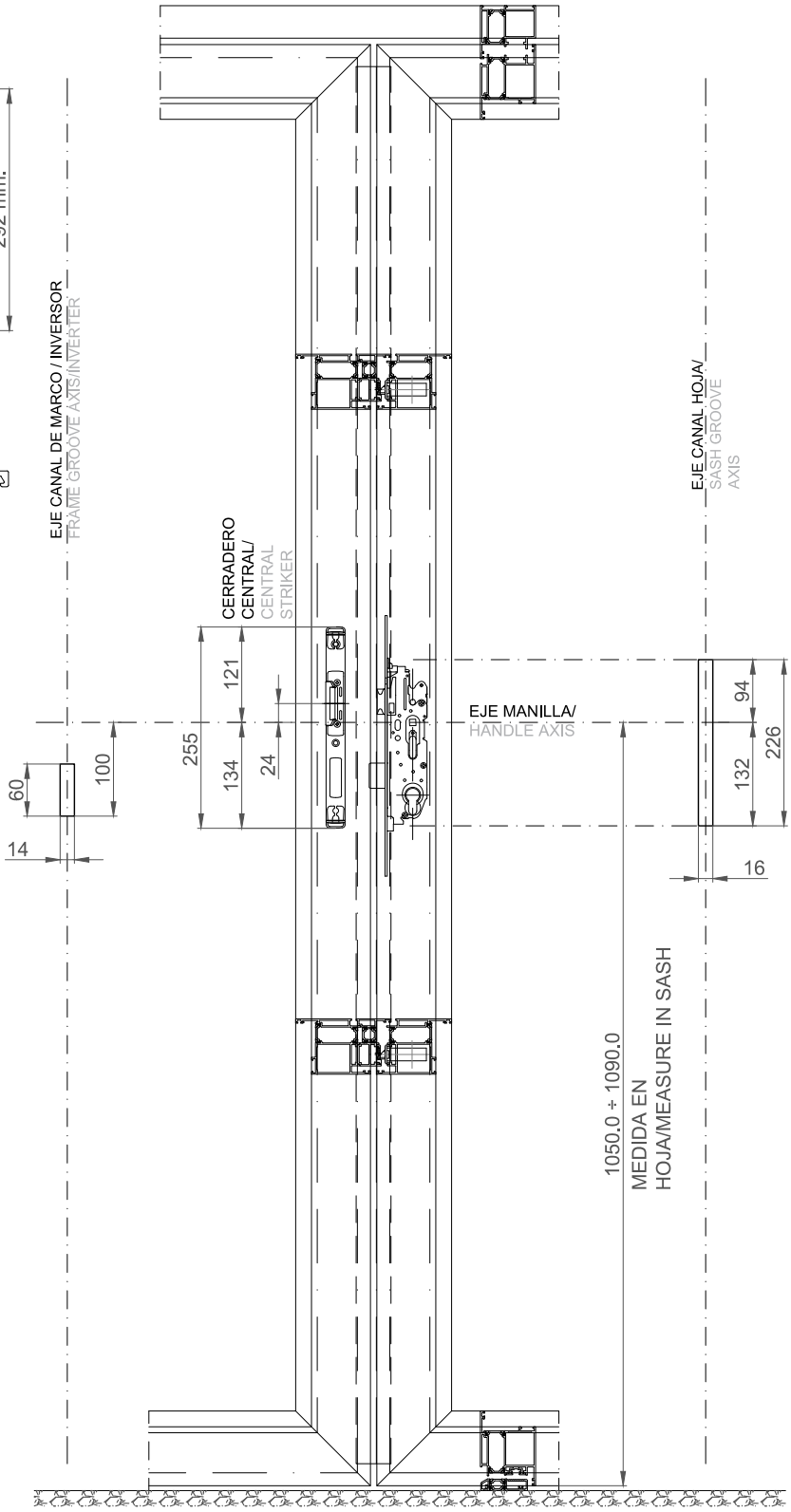

CERRADURA SOLO PALANCA / LOCK ONLY LEVER

Ref.: 327680

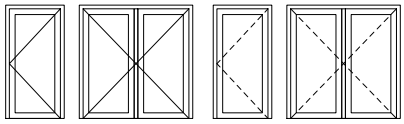

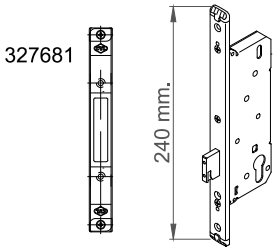

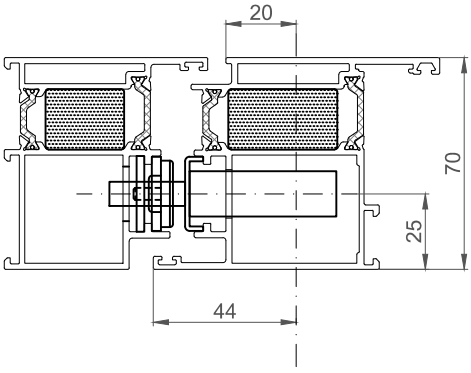

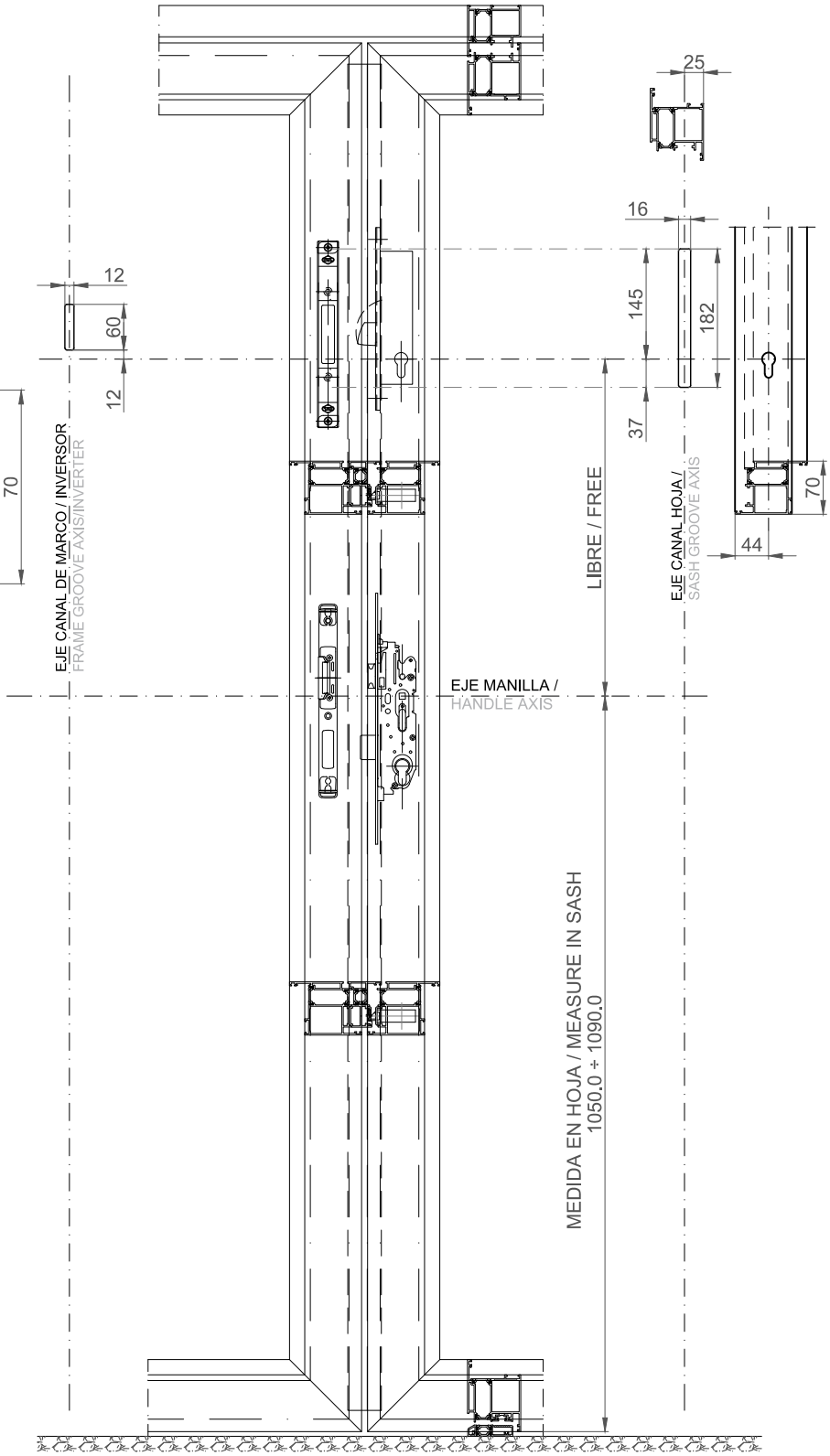

En el frente de la hoja solo se practica el mecanizado para insertar el bombillo.
(Bombillos ref.: 303655/56).

In the front of the sash machining is done only to insert the cylinder
(Lock ref.: 303655/56).

Embellecedor bombillo

	321811/12

CERRADURA 1 PUNTO / SINGLE POINT LOCK

Ref.: 301050

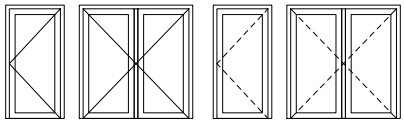

(*)

Nota Importante: Si la cerradura se bloquea con el cilindro, el sistema de portero deja de ser operativo.
Important note: If the lock is blocked with the cylinder the intercom system is no longer operative.

CERRADURA PORTERO ELÉCTRICO / INTERCOM LOCK

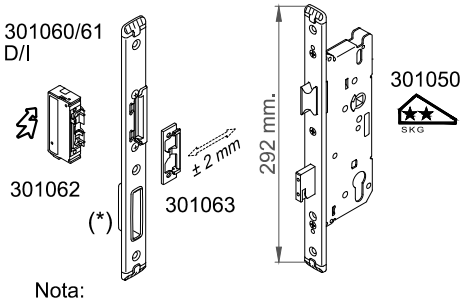

Nota:
Reemplazar el cerradero central insertando la bobina ref. 301062 con su acople 301063.
El portero eléctrico trabaja a 12V.

Note:
Replace the central striker inserting 301062 with the seat 301063.
The intercom works at 12V.

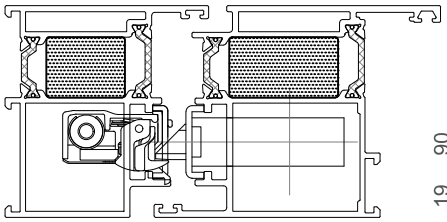

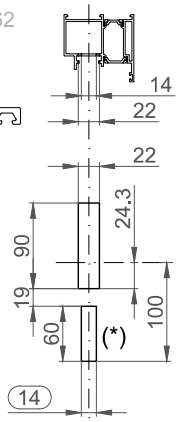

REGULACIÓN CERRADEROS / STRIKER ADJUSTMENT

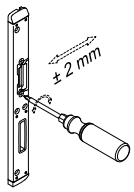

CAMBIO DE MANO RESBALÓN / CHANGE SIDE LATCH

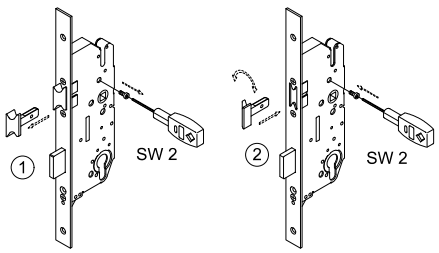

Bloqueador de palanca / Lever stop.

	401063	(*)

Eliminar cazoleta para recibir la palanca y colocar el bloqueador. No es necesario el mecanizado para la palanca.
Remove cup to recive the lever and place the lever stop. Machining is not necessary for the lever.

En soluciones con portero eléctrico, posibilidad de disponer de un medio bombillo exterior. (solo mecanizar perfil bombillo en su parte exterior)
Outside cylinder medium is available in solutions with intercom. (only mecanize the cylinder profile on the outside)

CERRADURA 1 PUNTO - SALIDA DE EMERGENCIA/
SINGLE POINT LOCK-EMERGENCY EXIT

Ref.: 321111 / 321112 (D/I)

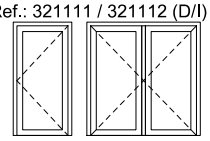

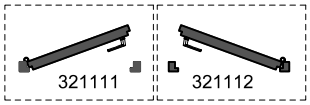

301060/61
D/I

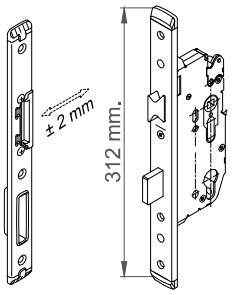

321111/12
D/I

SKG

Nota:
Cerradero central con regulación ± 2 mm.
Note:
Central striker adjustable ± 2 mm.

Cerradura de cuadradillo partido. Nueca de 9 mm.
Cilindro especial con carrera libre.

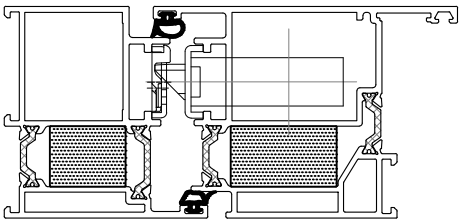

Notas:
· Posibilidad de incorporar sobre el cerradero un sistema de apertura con portero eléctrico.
(ref.: 301062 + 301063)
Notes:
· Possibility of incorporating an opening system with intercom above the lock.
(ref.: 301062 + 301063)

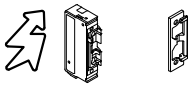

REGULACIÓN CERRADEROS
STRIKER ADJUSTMENT

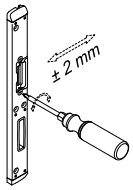

Maniobra en puerta:

con la manilla interior,
retira resbalón y palanca.
con manilla exterior,
solo retira resbalón
palanca con llave (también resbalón)
o con pomo o tirador exterior,
solo abre con llave (resbalón y palanca).

EN 179
EN 1125

CERRADURA SALIDA DE EMERGENCIA /
EMERGENCY EXIT LOCK

3	7	6	1	1	3	4	1	A

APERTURA HACIA EXTERIOR / OPENING TO OUTER

3	7	6	0	1	3	2	1/2	A/B	A

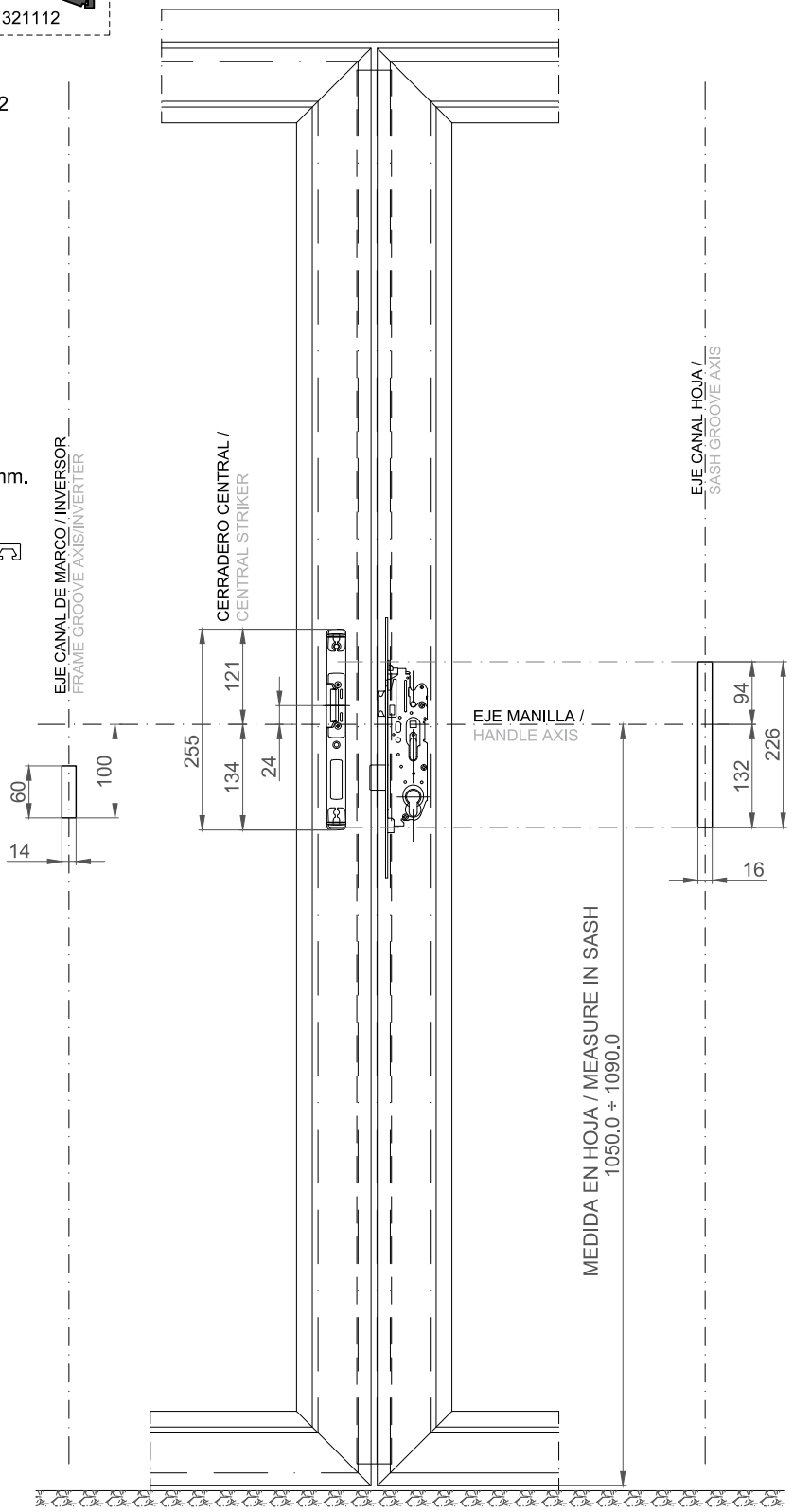

CERRADURA 3 PUNTOS / 3 POINT LOCK

Ref.: 301051

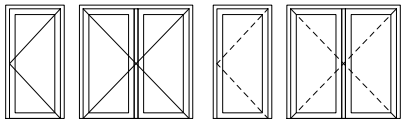

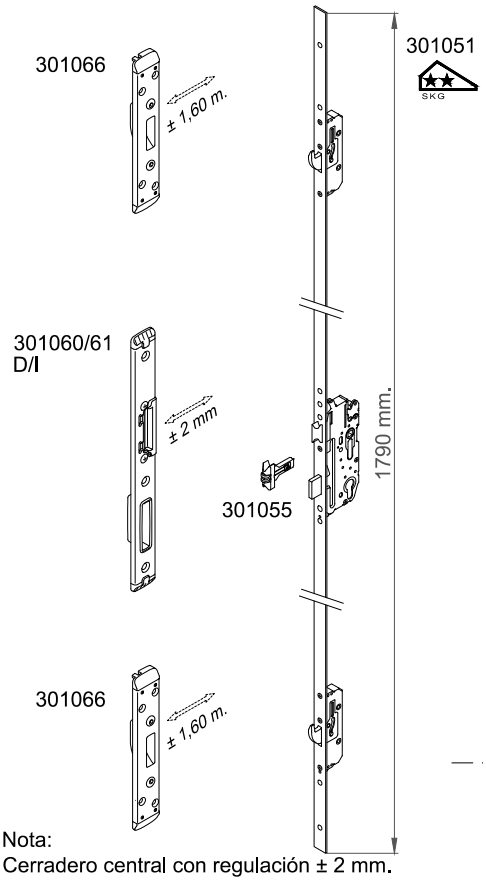

Nota:
Cerradero central con regulación ± 2 mm.
Cerraderos extremos con regulación ± 1.6 mm.
Note:
Central striker with adjustment ± 2 mm.
Extreme strikers with adjustment ± 1.6 mm.

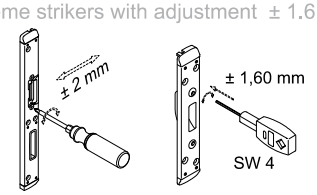

CAMBIO DE MANO RESBALÓN/
CHANGE SIDE LATCH

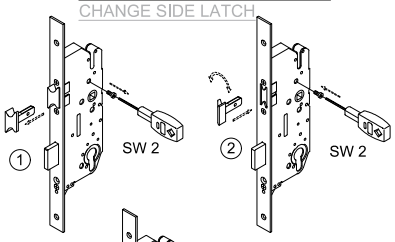

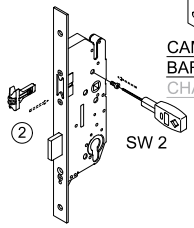

CAMBIO A RESBALÓN BARRILETE/
CHANGE TO BARREL LATCH

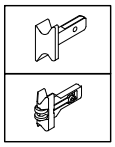

CERRADURA RESBALÓN ESTÁNDAR /
STANDARD LATCH LOCK

CERRADURA RESBALÓN DE RODILLO /
ROLLER LATCH LOCK

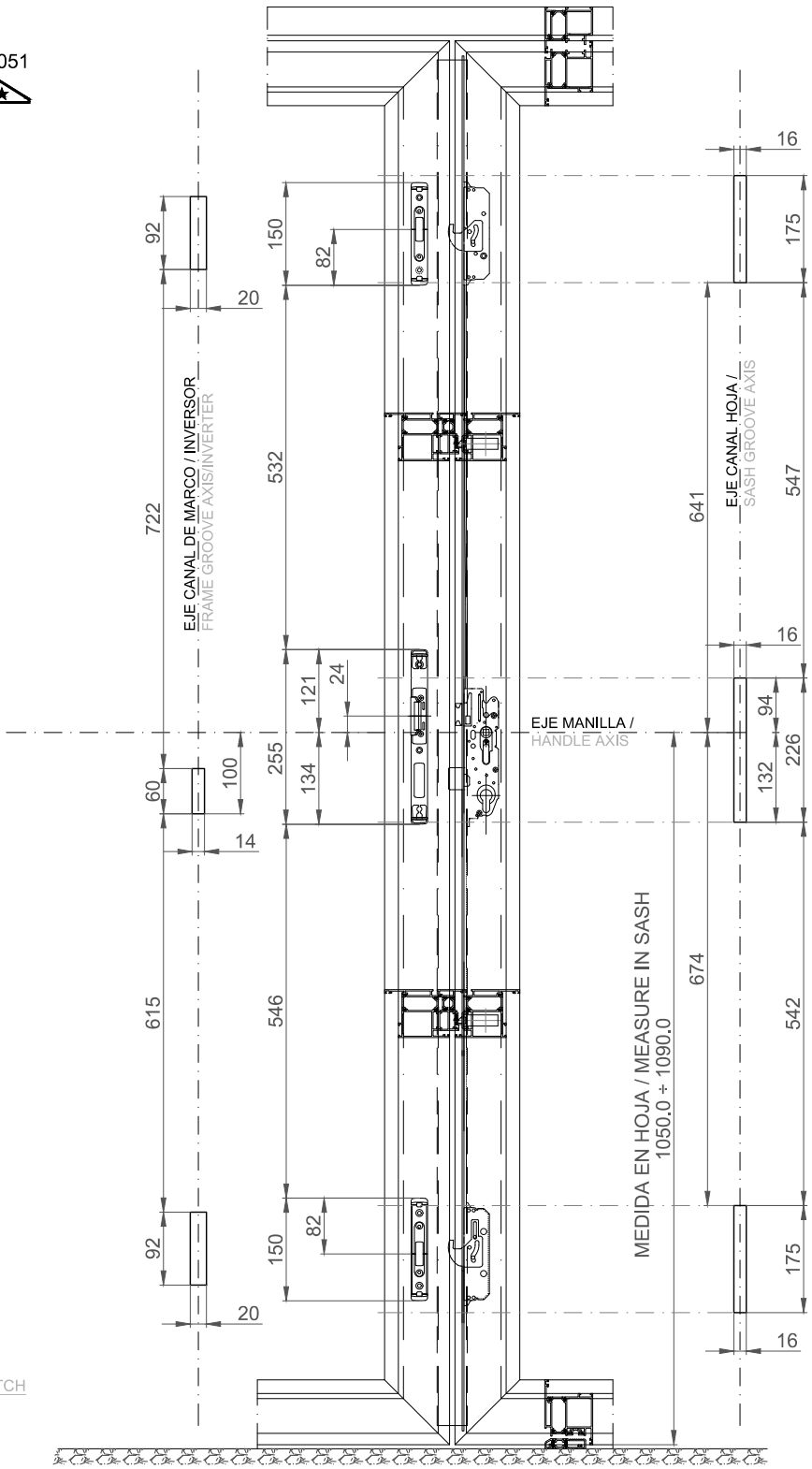

CERRADURA CORTA 3 PUNTOS/3 POINT SHORT LOCK

Ref.: 391051

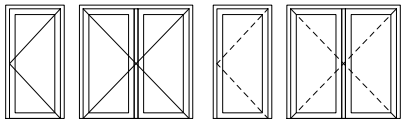

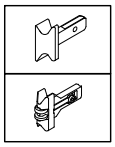

CERRADURA RESBALÓN ESTÁNDAR/
STANDARD LATCH LOCK

CERRADURA RESBALÓN DE RODILLO/
ROLLER LATCH LOCK

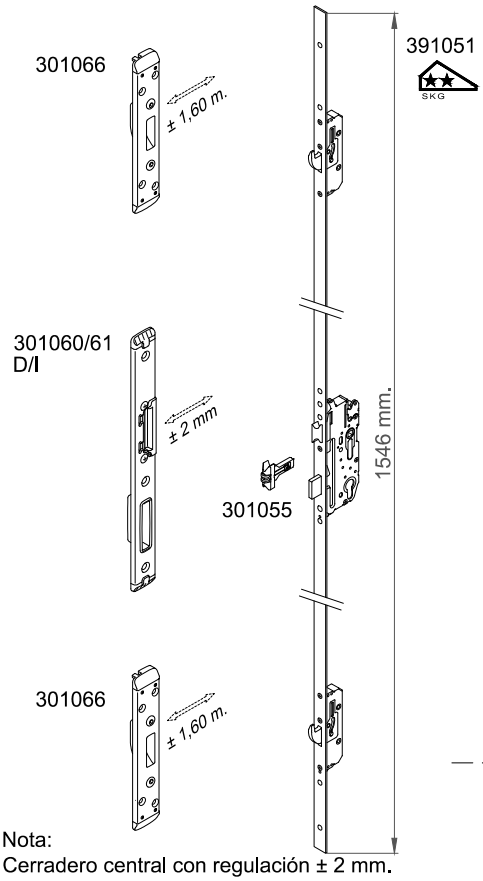

Nota:
Cerradero central con regulación ± 2 mm.
Cerraderos extremos con regulación ± 1.6 mm.
Note:
Central striker with adjustment ± 2 mm.
Extreme strikers with adjustment ± 1.6 mm.

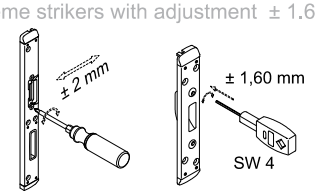

CAMBIO DE MANO RESBALÓN/
CHANGE SIDE LATCH

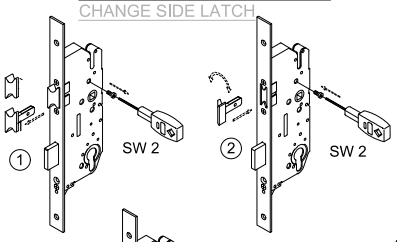

CAMBIO A RESBALÓN BARRILETE/
CHANGE TO BARREL LATCH

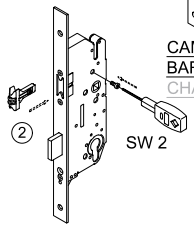

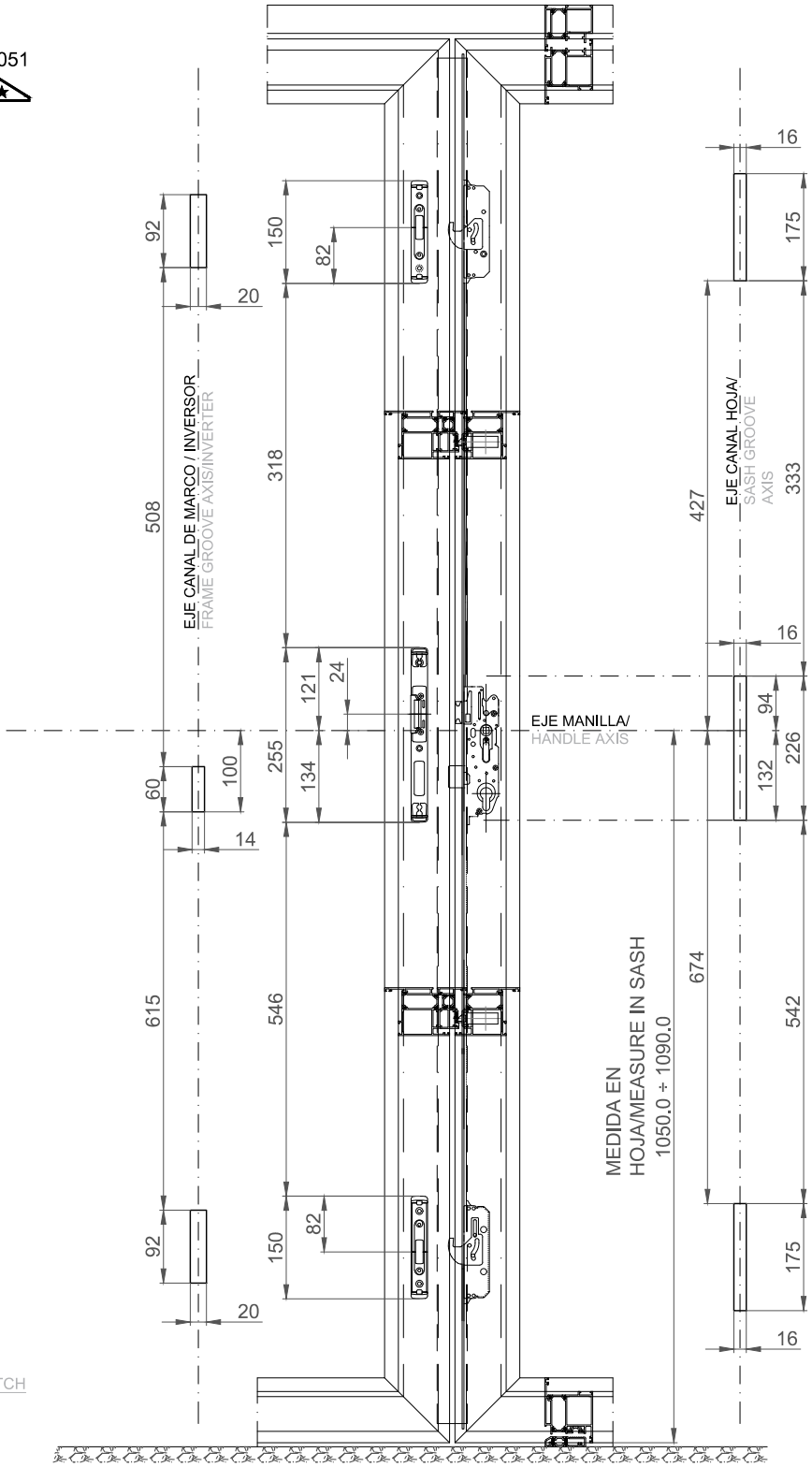

CERRADURA 3 PUNTOS / 3 POINT LOCK

Ref.: 301051

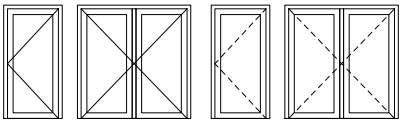

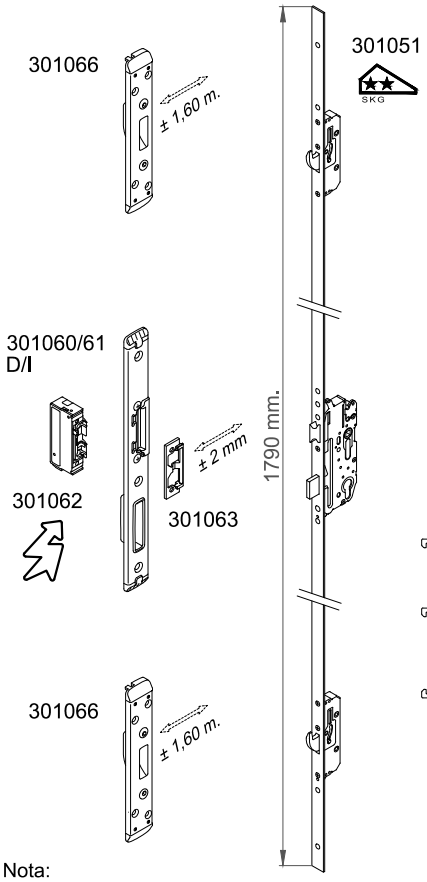

Nota:
Reemplazar el cerradero central insertando el 301062.
El portero trabaja a 12V.
Cerraderos extremos con regulación ± 1,60 mm.

Note:
Replace central striker inserting 301062.
Intercom works at 12V.
Extreme strikers with adjustment ± 1,60 mm.

REGULACIÓN CERRADEROS/
STRIKER ADJUSTMENT

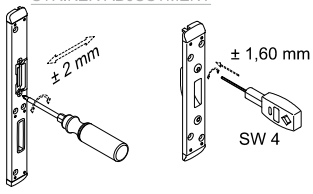

CAMBIO DE MANO RESBALÓN/
CHANGE SIDE LATCH

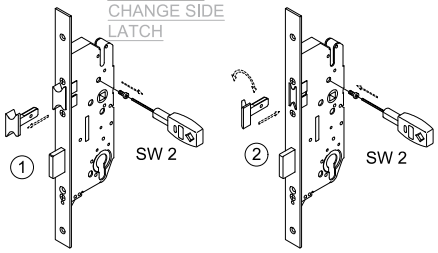

CERRADURA PORTERO ELÉCTRICO / INTERCOM LOCK

Nota Importante: Si la cerradura se bloquea con el cilindro, el sistema de portero deja de ser operativo.

Important Note: If the lock is blocked with the cylinder the intercom system is no longer operative.

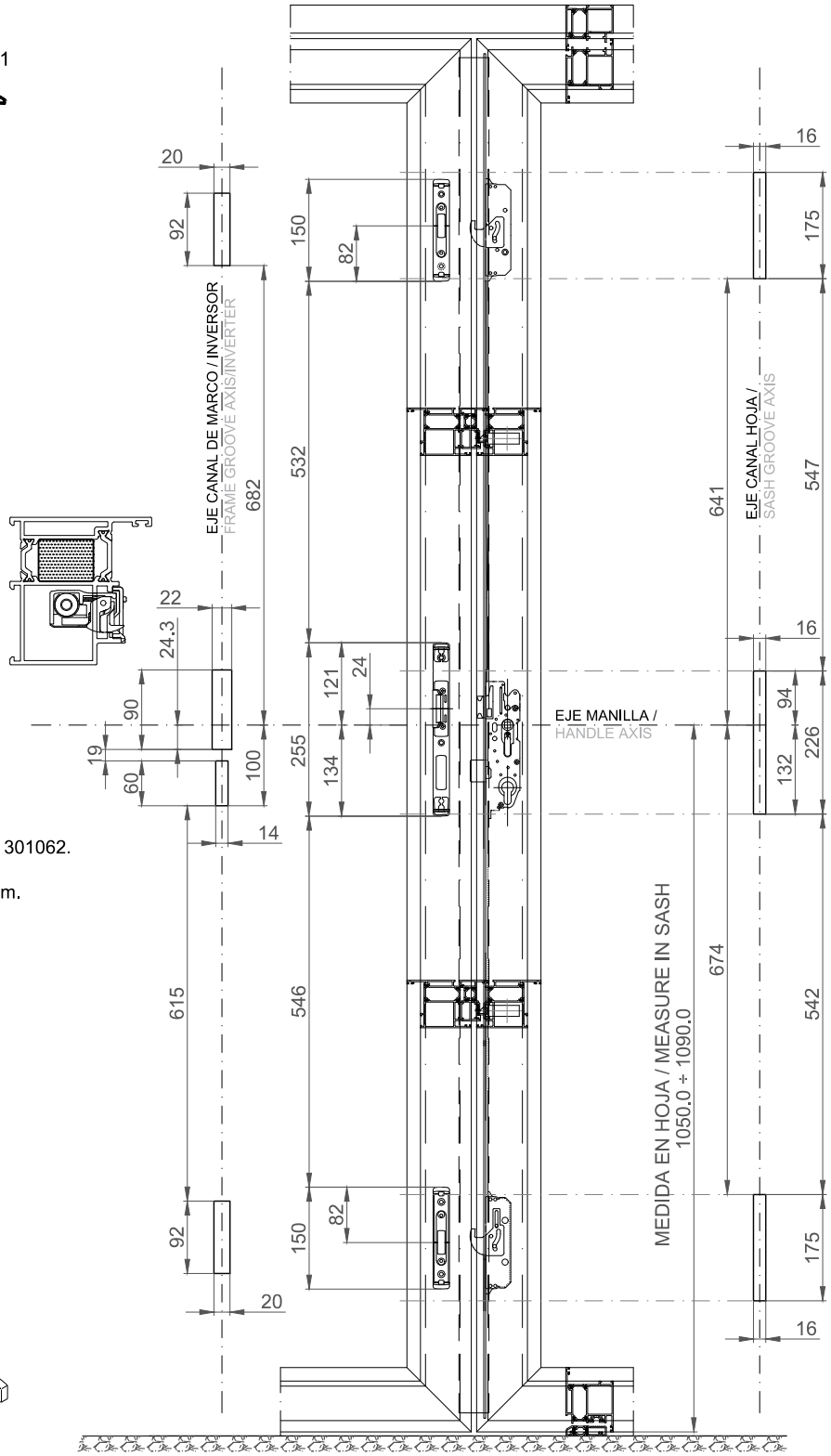

CERRADURA CORTA 3 PUNTOS/3 POINT SHORT LOCK

Ref.: 391051

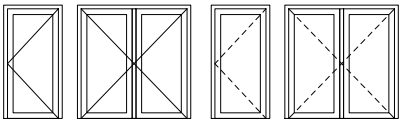

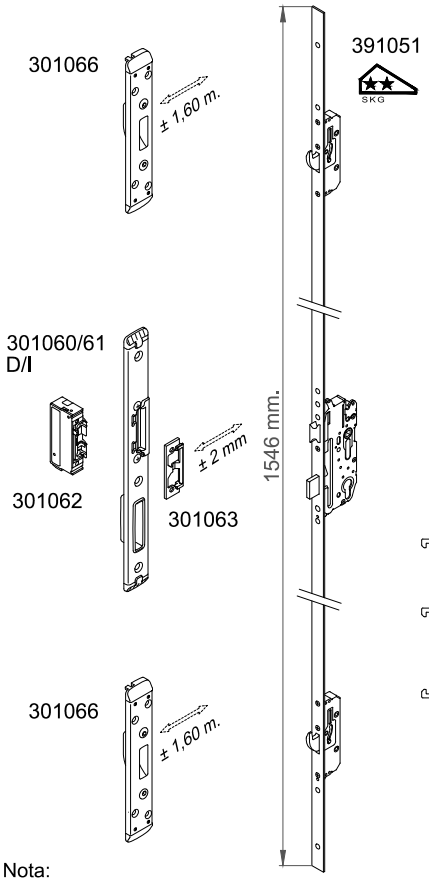

Nota:
Reemplazar el cerradero central insertando el 301062.
El portero trabaja a 12V.
Cerraderos extremos con regulación ± 1,60 mm.

Note:
Replace central striker inserting 301062.
Intercom works at 12V.
Extreme strikers with adjustment ± 1,60 mm.

REGULACIÓN CERRADEROS/
STRIKER ADJUSTMENT

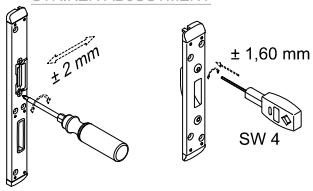

CAMBIO DE MANO RESBALÓN/
CHANGE SIDE LATCH

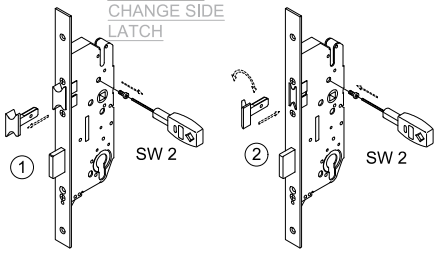

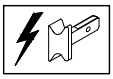

CERRADURA PORTERO ELÉCTRICO/
INTERCOM LOCK

Nota Importante: Si la cerradura se bloquea con el cilindro, el sistema de portero deja de ser operativo.

Important Note: If the lock is blocked with the cylinder the intercom system is no longer operative.

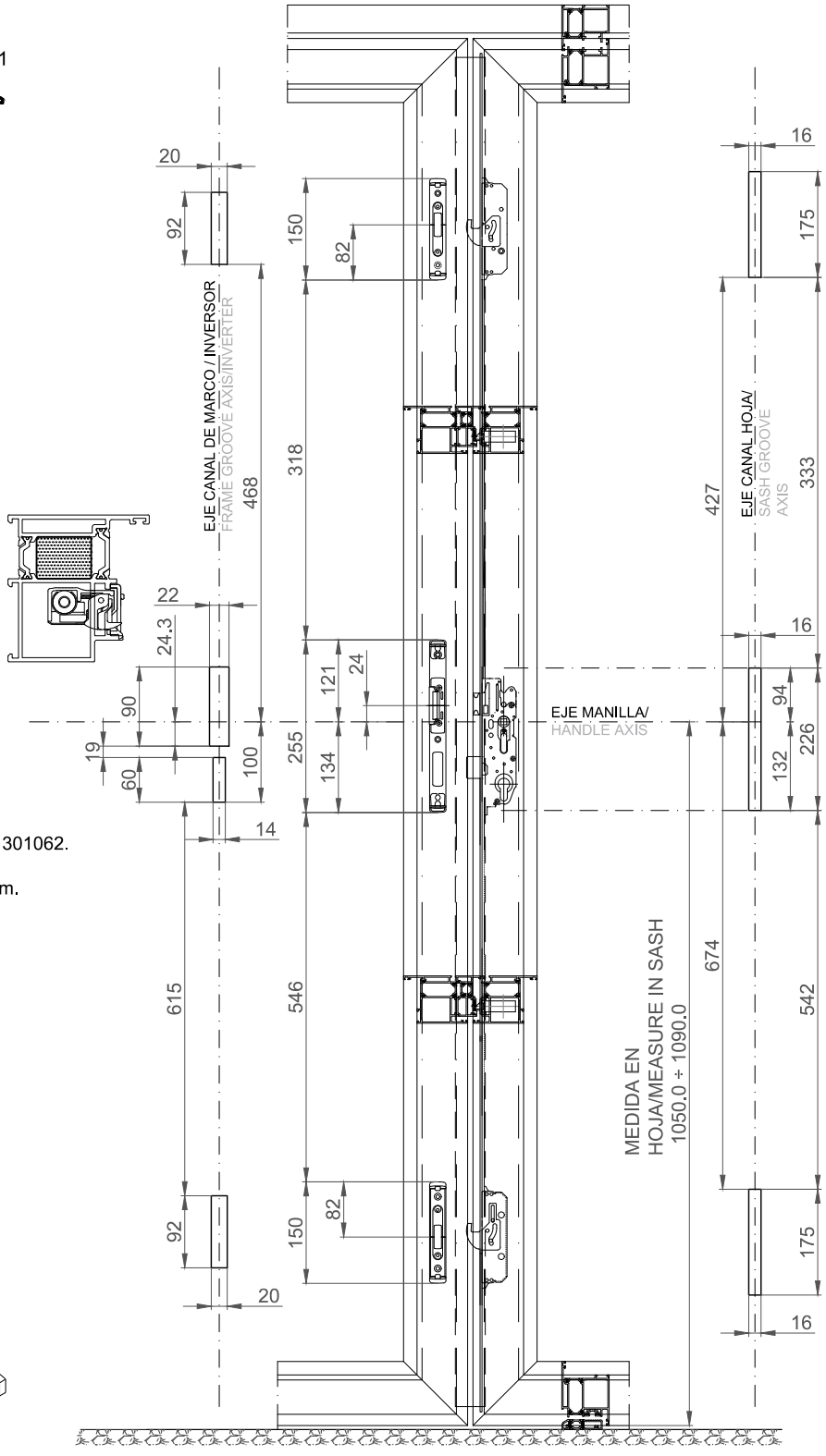

CERRADURA 3 PUNTOS / 3 POINT LOCK

Ref.: 301052 (AUTOMÁTICA / AUTOMATIC)

CERRADURA RESBALÓN ESTÁNDAR /
STANDARD LATCH LOCK

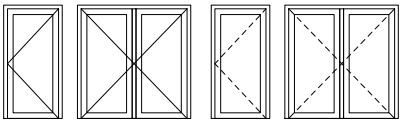

Nota importante:
Por el exterior de la hoja se recomienda el uso de un pomo ó tirador.
Important note:
On the outside of the sash the use of a knob or puller is recommended

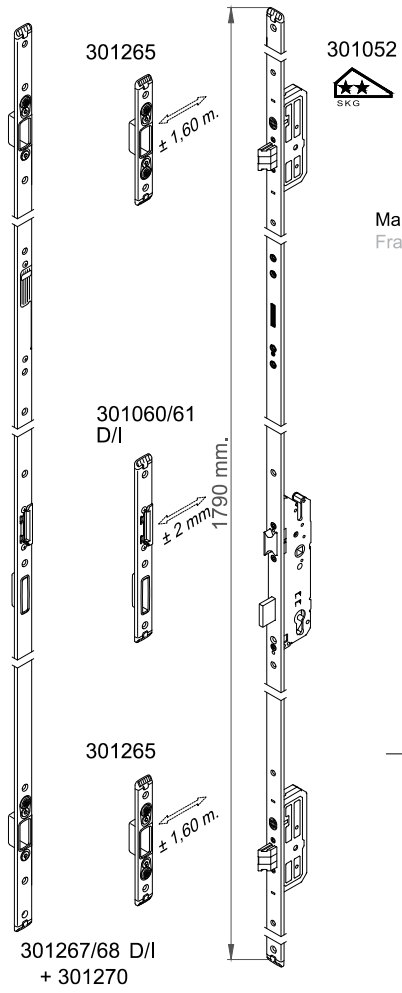

Nota:
Cerradero central con regulación ± 2 mm.
Cerraderos extremos con regulación ± 1.6 mm.
Note:
Central striker with adjustment ± 2 mm.
Extreme strikers with adjustment ± 1.6 mm.

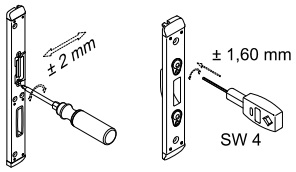

CAMBIO DE MANO RESBALÓN/
CHANGE SIDE LATCH

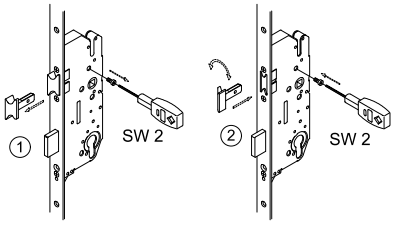

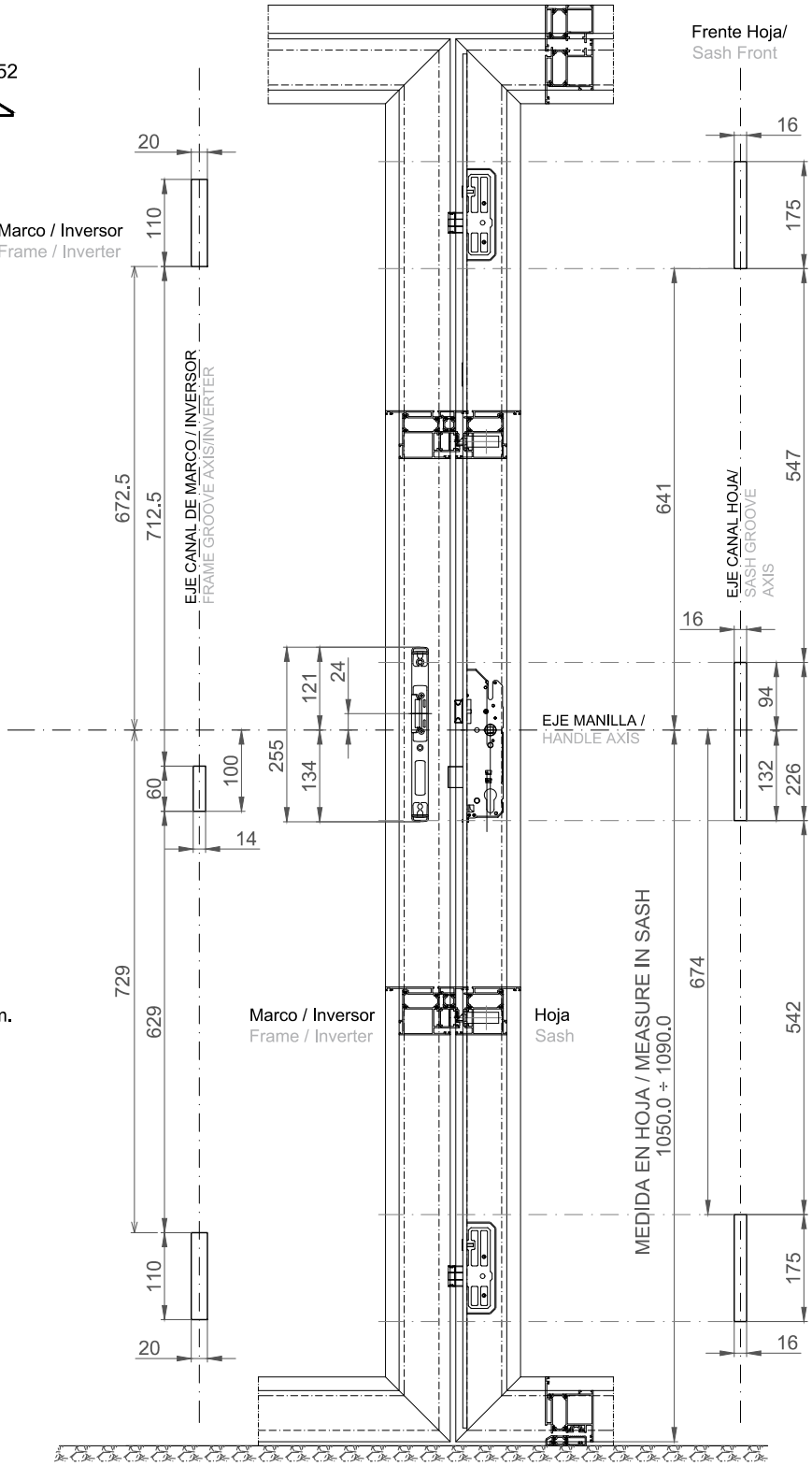

CERRADURA CORTA 3 PUNTOS/3 POINT SHORT LOCK

Ref.: 391052 (AUTOMÁTICA/AUTOMATIC)

CERRADURA RESBALÓN ESTÁNDAR/
STANDARD LATCH LOCK

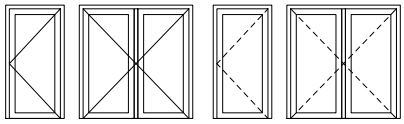

Nota importante:
Por el exterior de la hoja se recomienda el uso de un pomo ó tirador.
Important note:
On the outside of the sash the use of a knob or puller is recommended

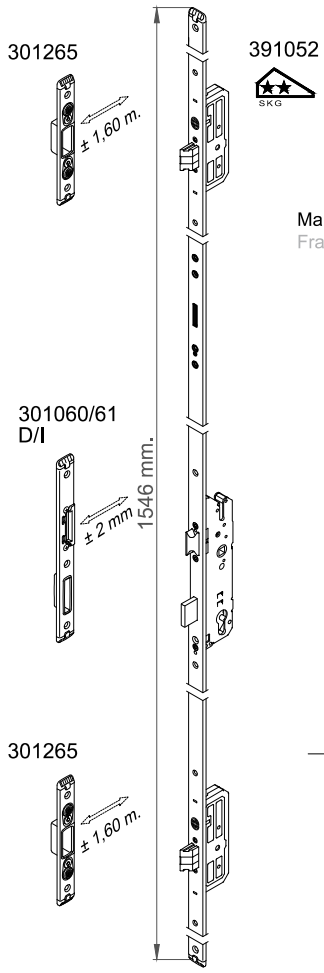

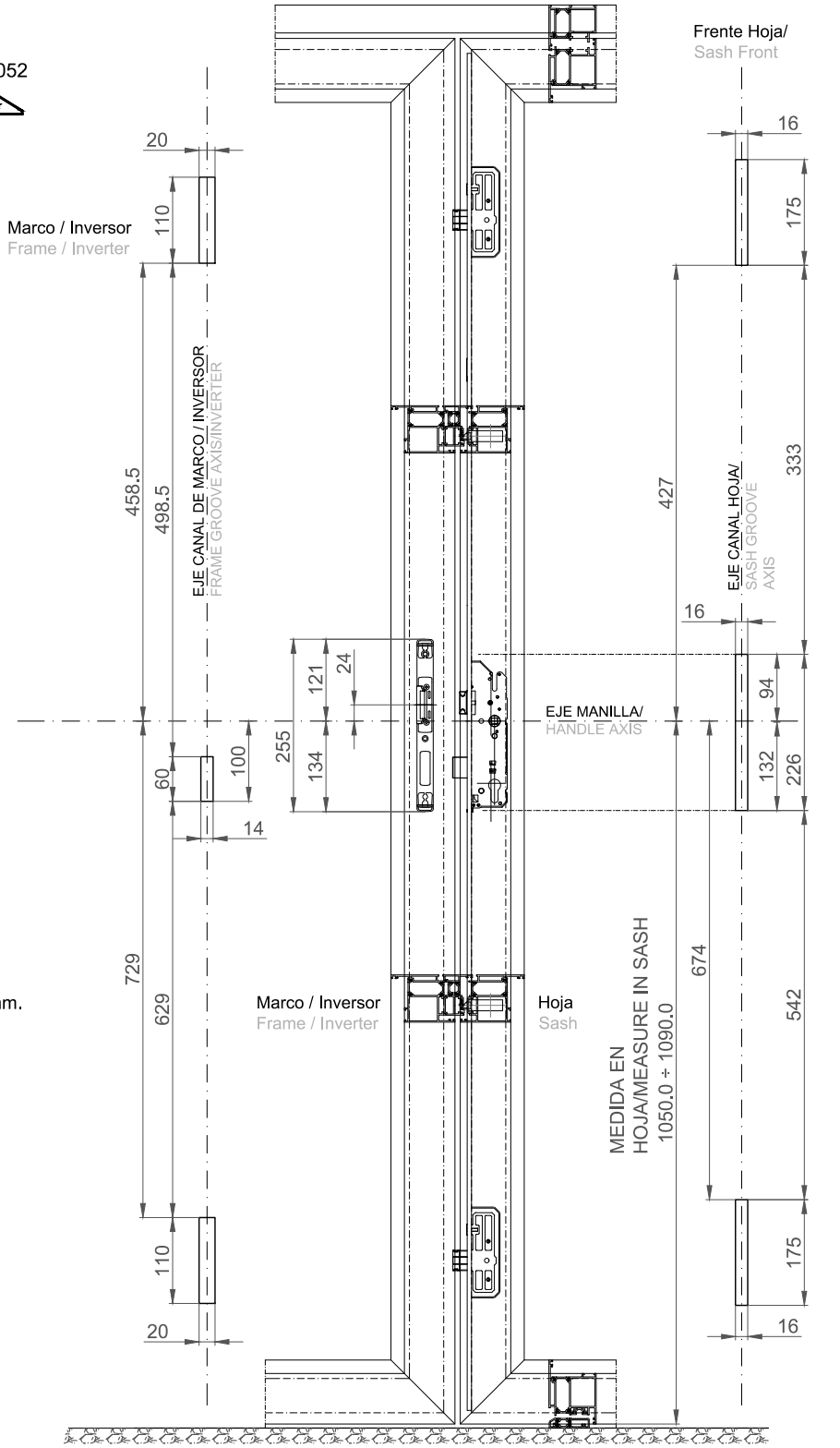

Nota:
Cerradero central con regulación ± 2 mm.
Cerraderos extremos con regulación ± 1.6 mm.
Note:
Central striker with adjustment ± 2 mm.
Extreme strikers with adjustment ± 1.6 mm.

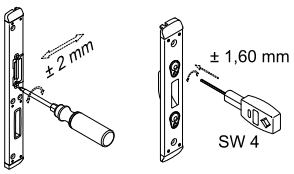

CAMBIO DE MANO RESBALÓN/
CHANGE SIDE LATCH

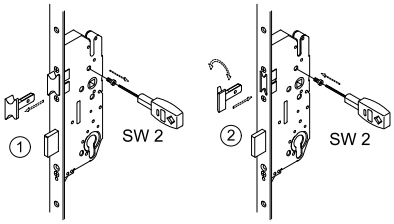

CERRADURA ELECTRÓNICA 3 PUNTOS / 3 POINT LOCK

Ref.: 301253 (ELECTRÓNICA - AUTOMÁTICA / ELECTRONIC - AUTOMATIC)

CERRADURA ELÉCTRICA / INTERCOM LOCK

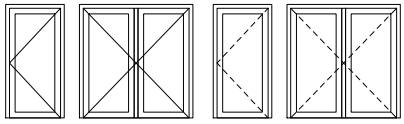

Nota Importante: Por el exterior de la hoja se recomienda el uso de un pomo ó tirador.
Important note: On the outside of the sash the use of a knob or puller is recommended.

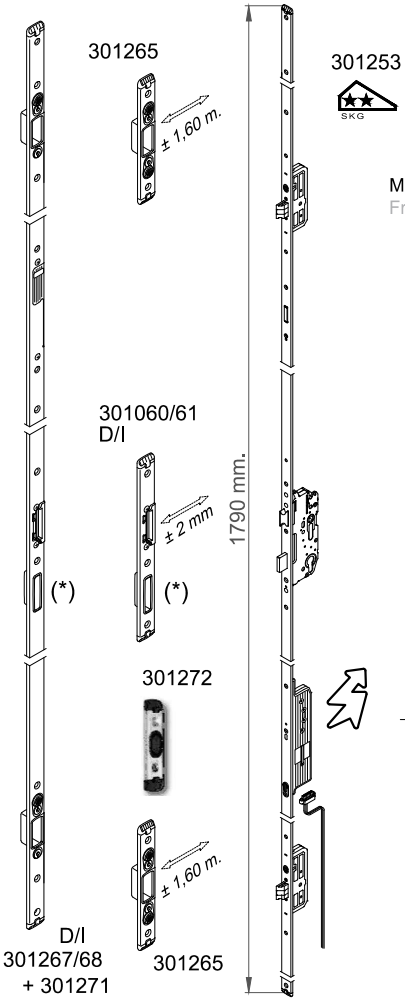

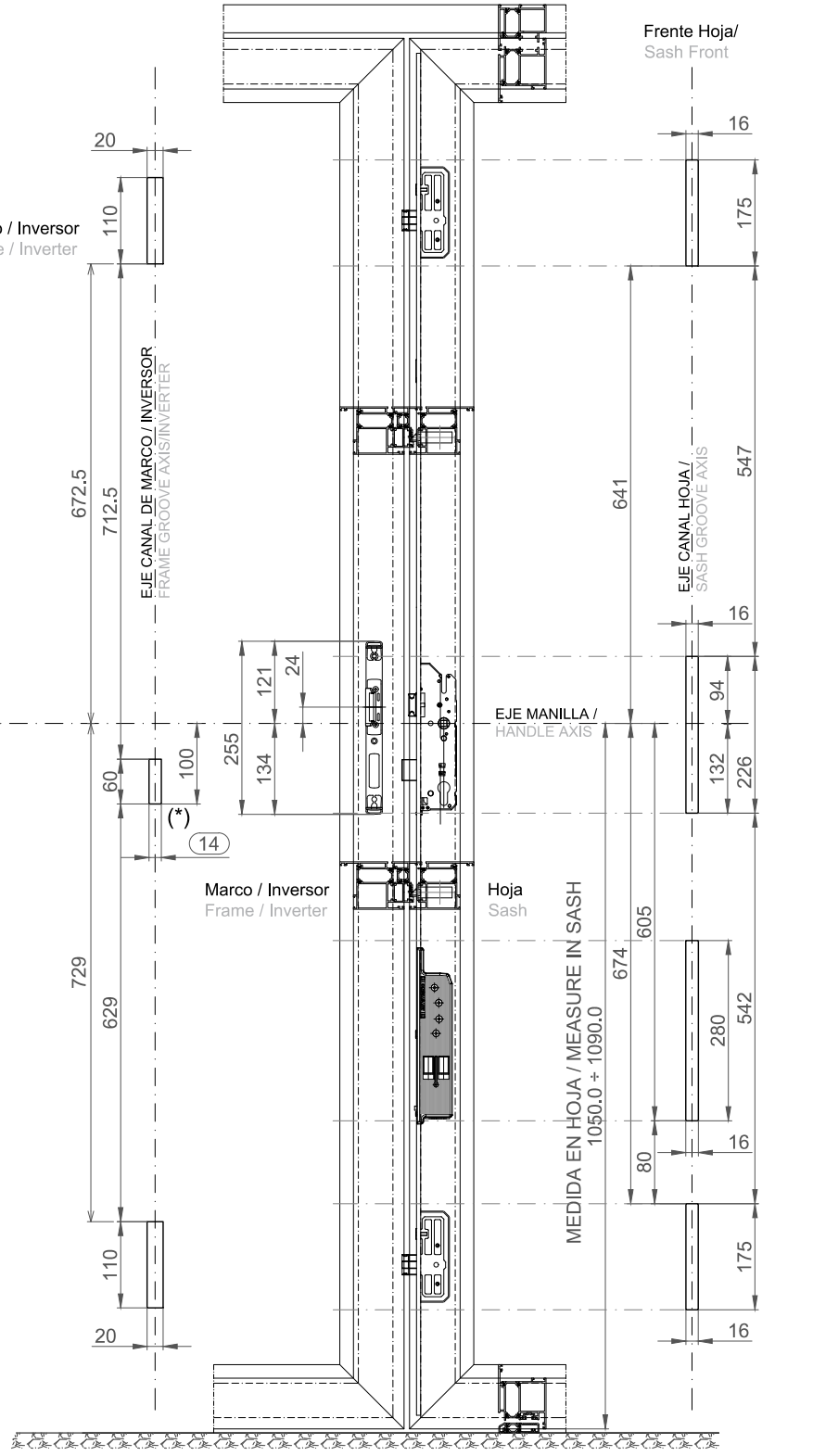

REGULACIÓN CERRADEROS / STRIKER ADJUSTMENT



CAMBIO DE MANO RESBALÓN / CHANGE SIDE LATCH

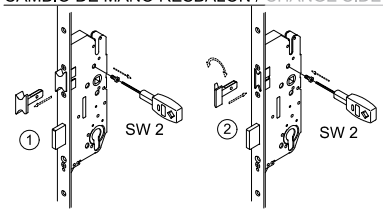

Bloqueador de palanca / Lever stop

	401063	(*)

Eliminar cazoleta para recibir la palanca y colocar el bloqueador. No es necesario el mecanizado para la palanca.
Remove cup to recive the lever and place the lever stop. Machining is not necessary for the lever.

En soluciones con portero eléctrico, posibilidad de disponer de un medio bombillo exterior. (solo mecanizar perfil bombillo en su parte exterior)
Outside cylinder medium is available in solutions with intercom. (only mecanize the cylinder profile on the outside)

EXTENSIÓN CIERRE 1P ADICIONAL

Ref.: 301058 (CON CERRADURA 301052)

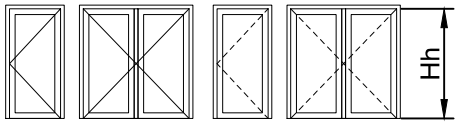

CERRADURA RESBALÓN ESTÁNDAR / STANDARD LATCH LOCK

CERRADURA ELÉCTRICA / INTERCOM LOCK

Complemento de cerraduras 301052 / 301253 para hojas de hasta 3 m de altura.

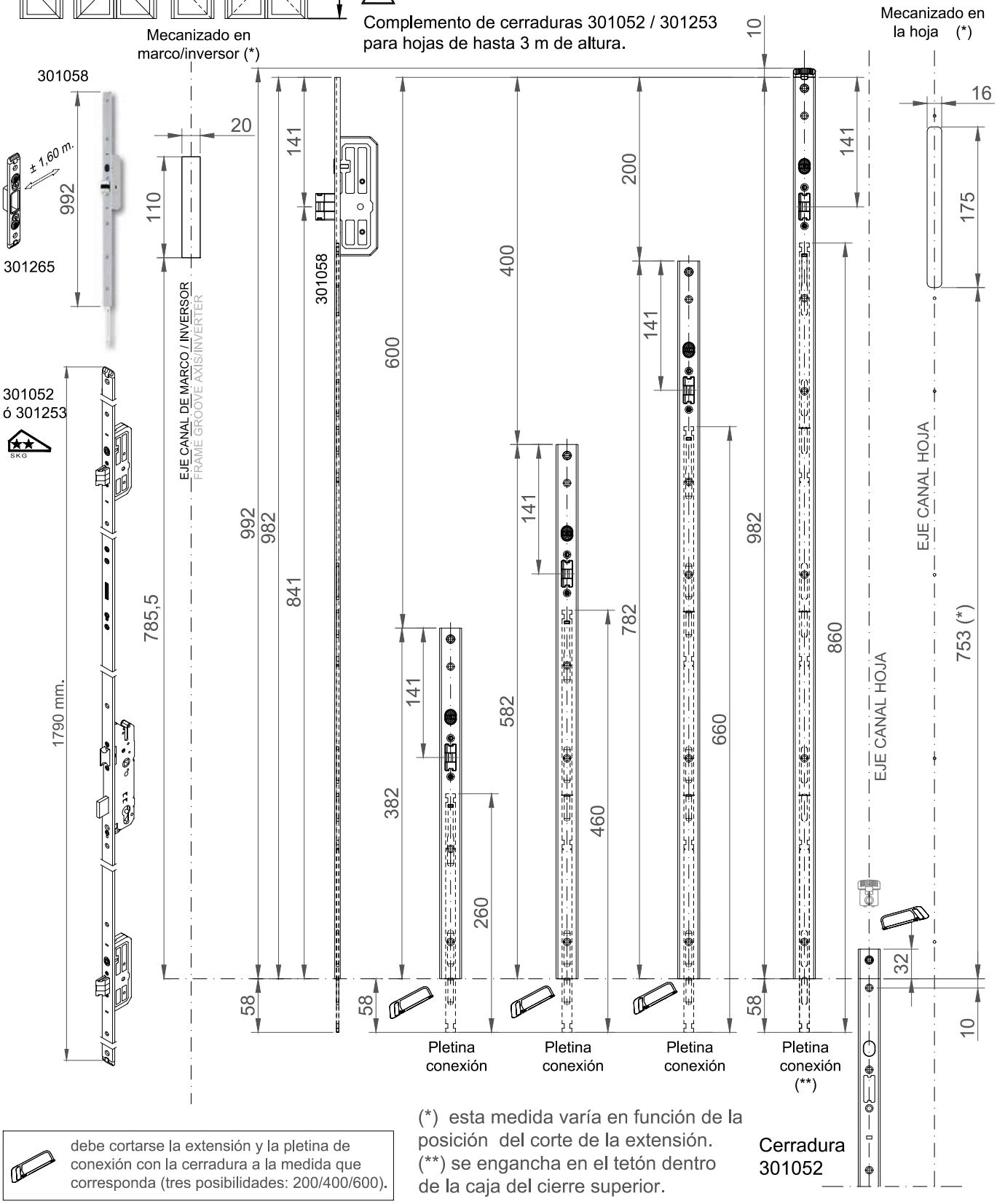

debe cortarse la extensión y la pletina de conexión con la cerradura a la medida que corresponda (tres posibilidades: 200/400/600).

(*) esta medida varía en función de la posición del corte de la extensión.
(**) se engancha en el tetón dentro de la caja del cierre superior.

Cerradura 301052

EXTENSIÓN CIERRE 1P ADICIONAL

Ref.: 301058 (CON CERRADURAS 301052 ó 301253)

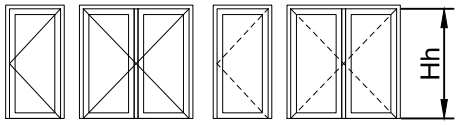

⚠ Complemento de cerradura 301052/301253 para hojas de hasta 3 m de altura.

- Alturas de hoja

CERRADURA 3 PUNTOS / 3 POINT LOCK

Ref.: 301053 / 54 (D/I, ELECTRÓNICA / RIGHT/LEFT, ELECTRONIC)

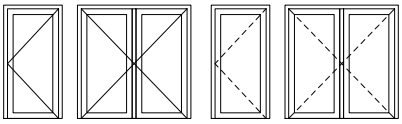

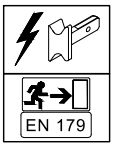

CERRADURA ELÉCTRICA / INTERCOM LOCK

CERRADURA SALIDA DE EMERGENCIA / EMERGENCY EXIT LOCK

3	7	6	1	1	3	4	2	A

APERTURA HACIA EXTERIOR / OPENING TO OUTER

EN MARCO Ó 2ª HOJA/ IN FRAME OR 2nd SASH.

EN LA HOJA ACTIVA/ IN ACTIVE SASH.

EN MARCO / IN FRAME

Importante!
Por el exterior de la hoja disponer de pomo o tirador. No es aplicable el montar manilla exterior.

Important!
Knob or puller on the outside of the sash. Outside handle not applicable.

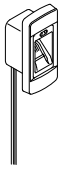

Escáner de Huellas/
Fingerprint scanner
301075

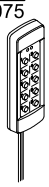

Otros sistemas aplicables no suministrados:
- Lector de tarjetas.
  Banda.
  Proximidad.
- Teclado numérico.

Other system not provided are:
- Card reader.
  Band.
  Proximity.
- Keypad

NOTA/NOTE:
- Posibilidad de integración en sistemas de gestión de edificios con EIB.
- Possibility of integrating buiding management systems with EIB.



x3 (en kit/ in kit)



Cerradero de una pieza con contacto magnético/
Striker in one piece with magnetic contact.

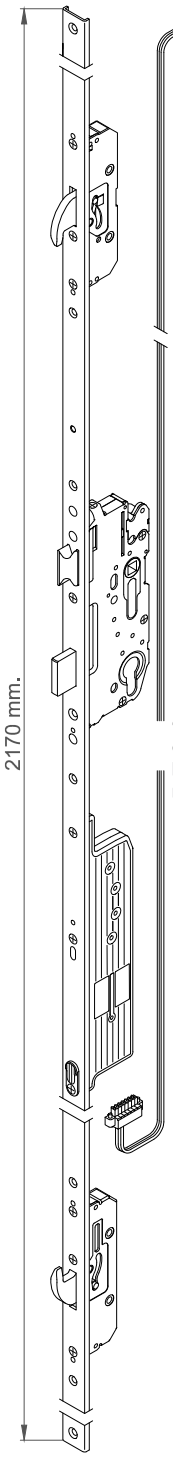

cableado/wiring

Transmisión de potencia y datos. (posicionar en lado bisagras)/
Data and power transmission (place on the side of the hinges)

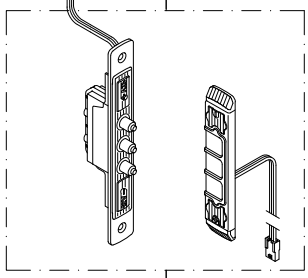

cerradura con nueca de 8 mm/
lock with 8 mm follower.

SKG

Cierre multipunto (3 puntos) motorizado
Multipoint lock (3 points) motorized.

Doble motor/
Double motor.



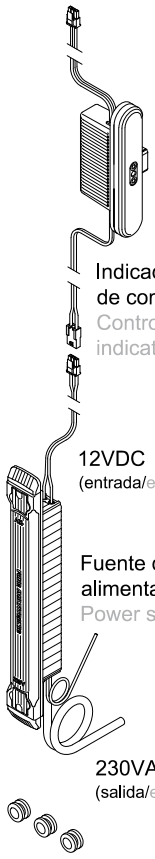

Indicador de control/
Control indicator.

12VDC
(entrada/entry)

Fuente de alimentación/
Power source.

230VAC
(salida/exit)

La tensión de trabajo es a 12V; debe conectarse directamente al suministro de red a 230V.

The work load is at 12V; it must be connected directly to the supply network at 230V.

CERRADURA 3 PUNTOS / 3 POINT LOCK

Ref.: 301053 / 54 (D/I, ELECTRÓNICA / RIGHT/LEFT, ELECTRONIC)

Para las conexiones y demás, seguir las instrucciones del propio fabricante.

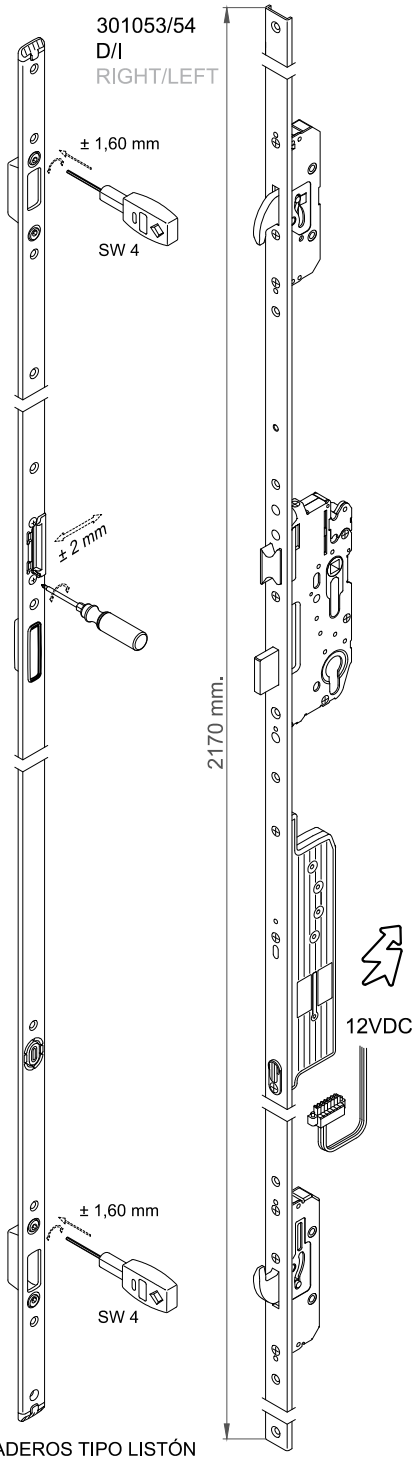

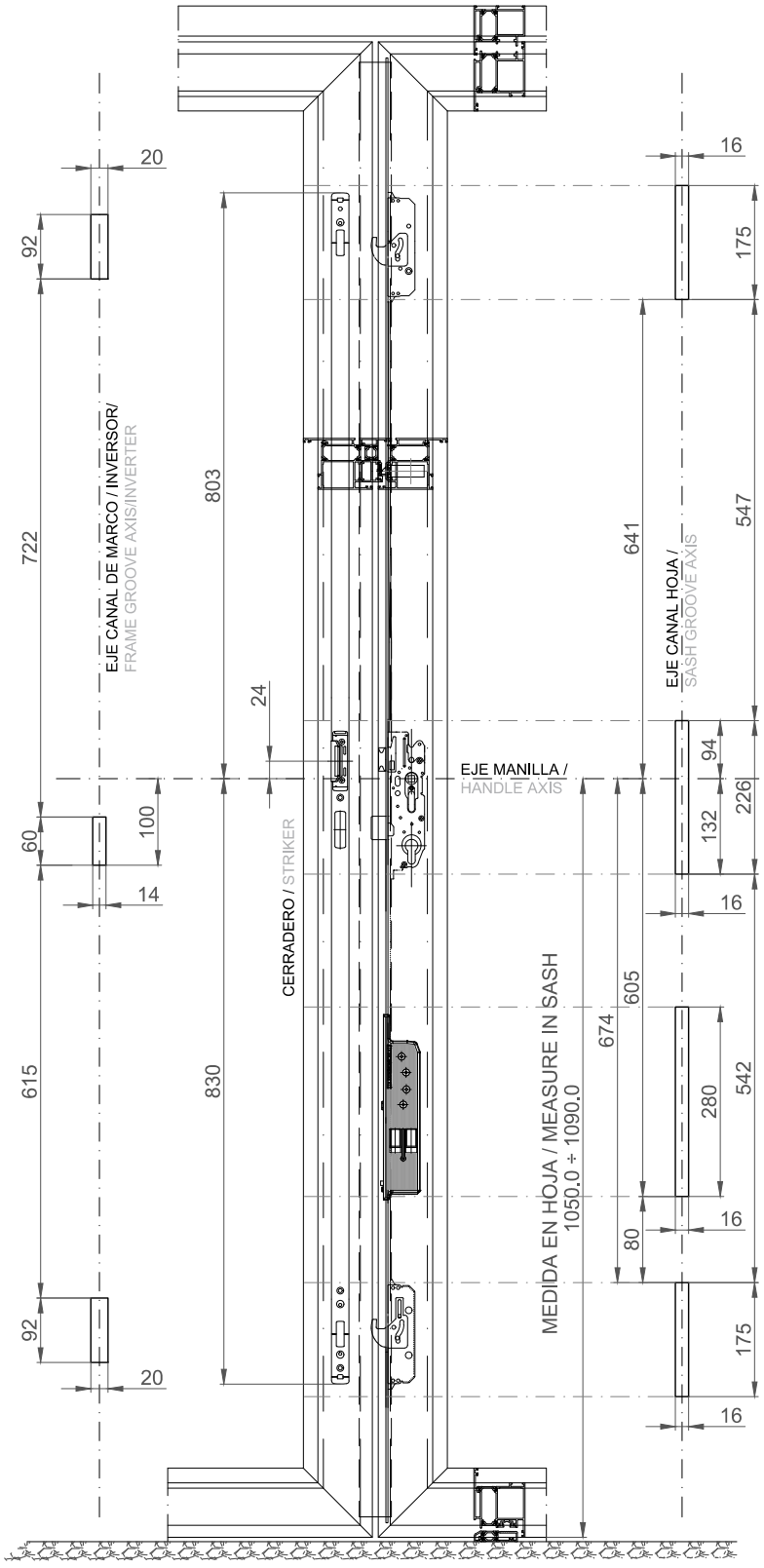

CERRADEROS TIPO LISTÓN
(incluído con cerradura)
BAR TYPE STRIKER
(included with lock)

Nota:
Cerradero central con regulación ± 2 mm.
Cerraderos extremos con regulación ± 1.6 mm.
Note:
Central striker with adjustment ± 2 mm.
Extreme strikers with adjustment ± 1.6 mm.

ACCESORIOS CERRADURA ELECTRÓNICA 3 PUNTOS

Ref.: 301253 (ELECTRÓNICA - AUTOMÁTICA / ELECTRONIC - AUTOMATIC)

CERRADURA ELÉCTRICA / INTERCOM LOCK

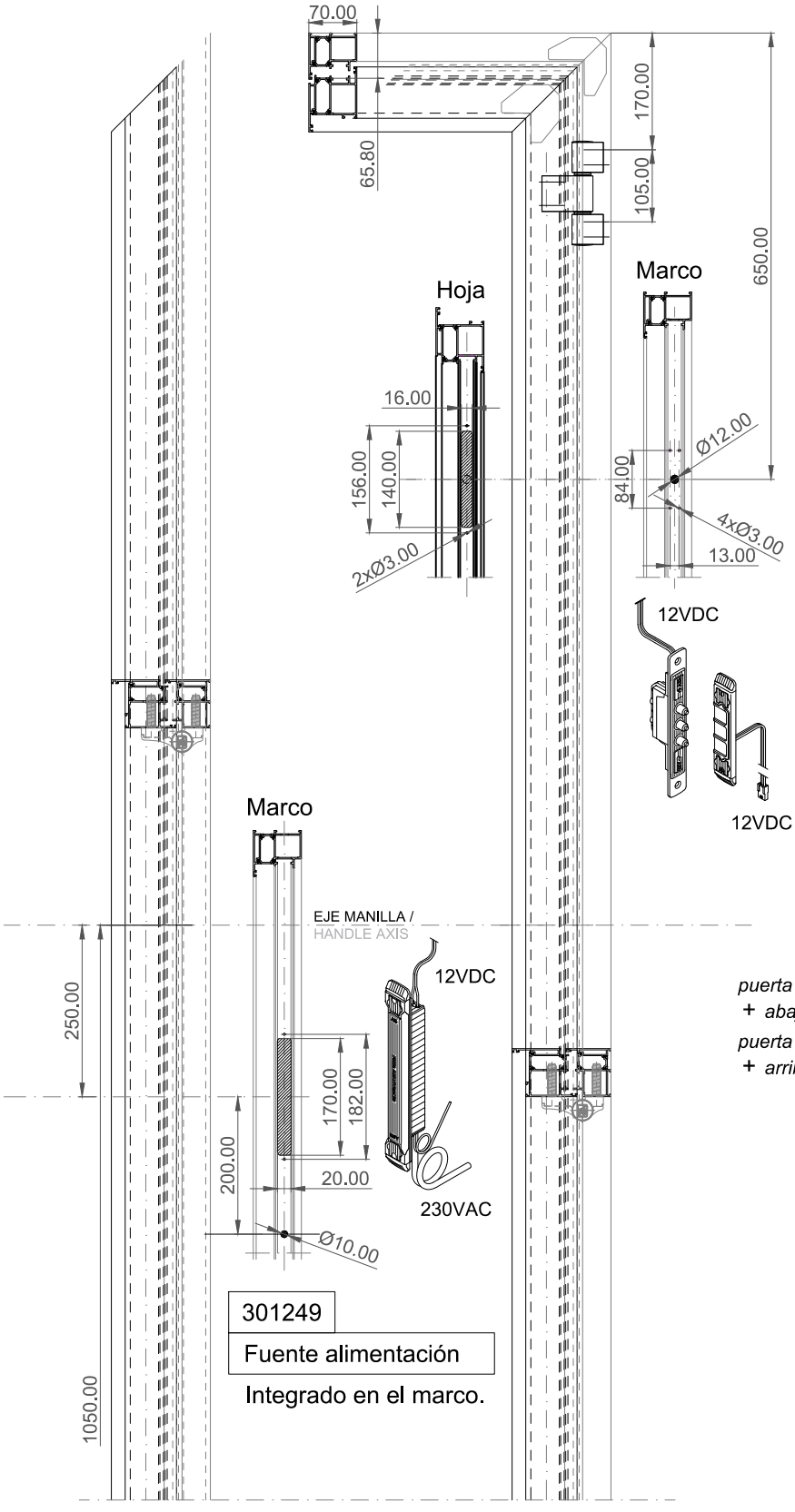

301249
Fuente alimentación

Integrado en el marco.

Disposición de contactos en la hoja según la mano de la puerta.

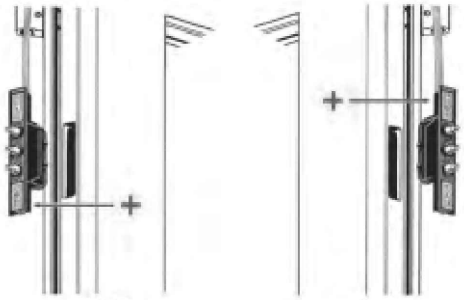

301256	Contactos marco
301257	Contactos hoja
301258	Contactos hoja (2)

(2) con bisagras ocultas



puerta dcha.
\+ *abajo*
puerta izda.
\+ *arriba*

Deben limpiarse las superficies de contacto en el marco.

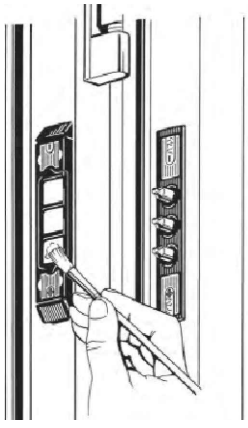

ACCESORIOS CERRADURA ELECTRÓNICA 3 PUNTOS

Ref.: 301253 (ELECTRÓNICA - AUTOMÁTICA / ELECTRONIC - AUTOMATIC)

CERRADURA ELÉCTRICA / INTERCOM LOCK

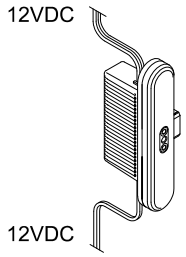

301248

Indicador led función - centralita

Colocación en el frente del marco y dispuesto entre el juego de contactos y la fuente de alimentación

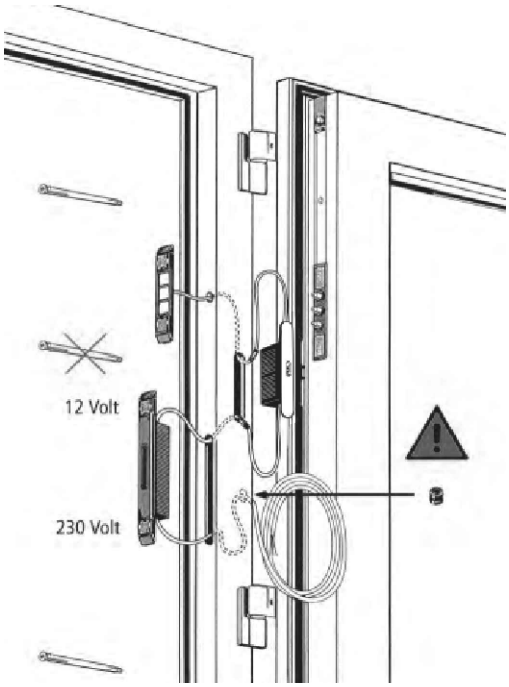

301253

MOTOR

6 5 4 3 2 1

red (green) black (brown) white

13 14 15

16 17 (libre de potencial)

green brown white

CONEXIONES CENTRALITA

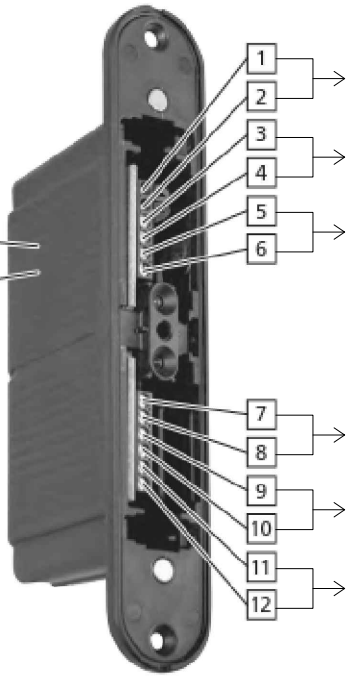

1 2 Fuente de alimentación

3 4 Abrepuertas 12AC/24DC

5 6 Alarmas

7 8 Telefonillo 12AC/24DC

9 10 Pulsador (libre de potencial)

11 12 Teclado numérico

301262

Acceso Smart-touch

301260

Transpondedor usuario



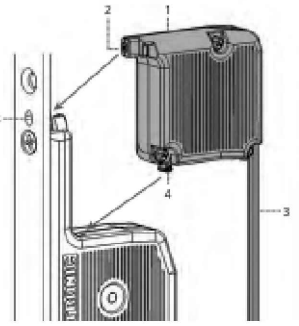

Receptor radio transpondedor

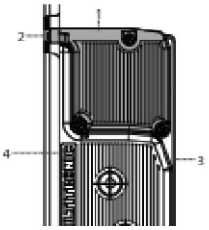

Colocación en parte superior del motor; conexión inferior (bornas motor 4/5/6).

mecanizado en lado exterior de hoja.

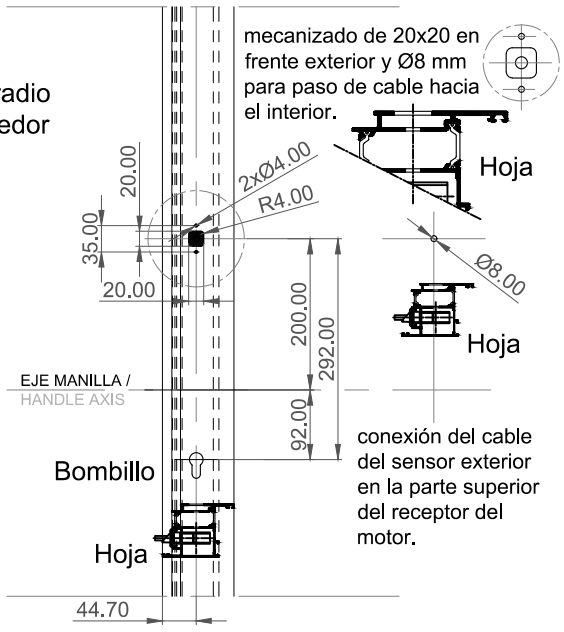

HERRAJE HOJA PASIVA
PASSIVE SASH HARDWARE

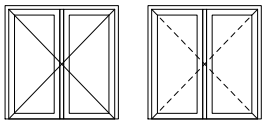

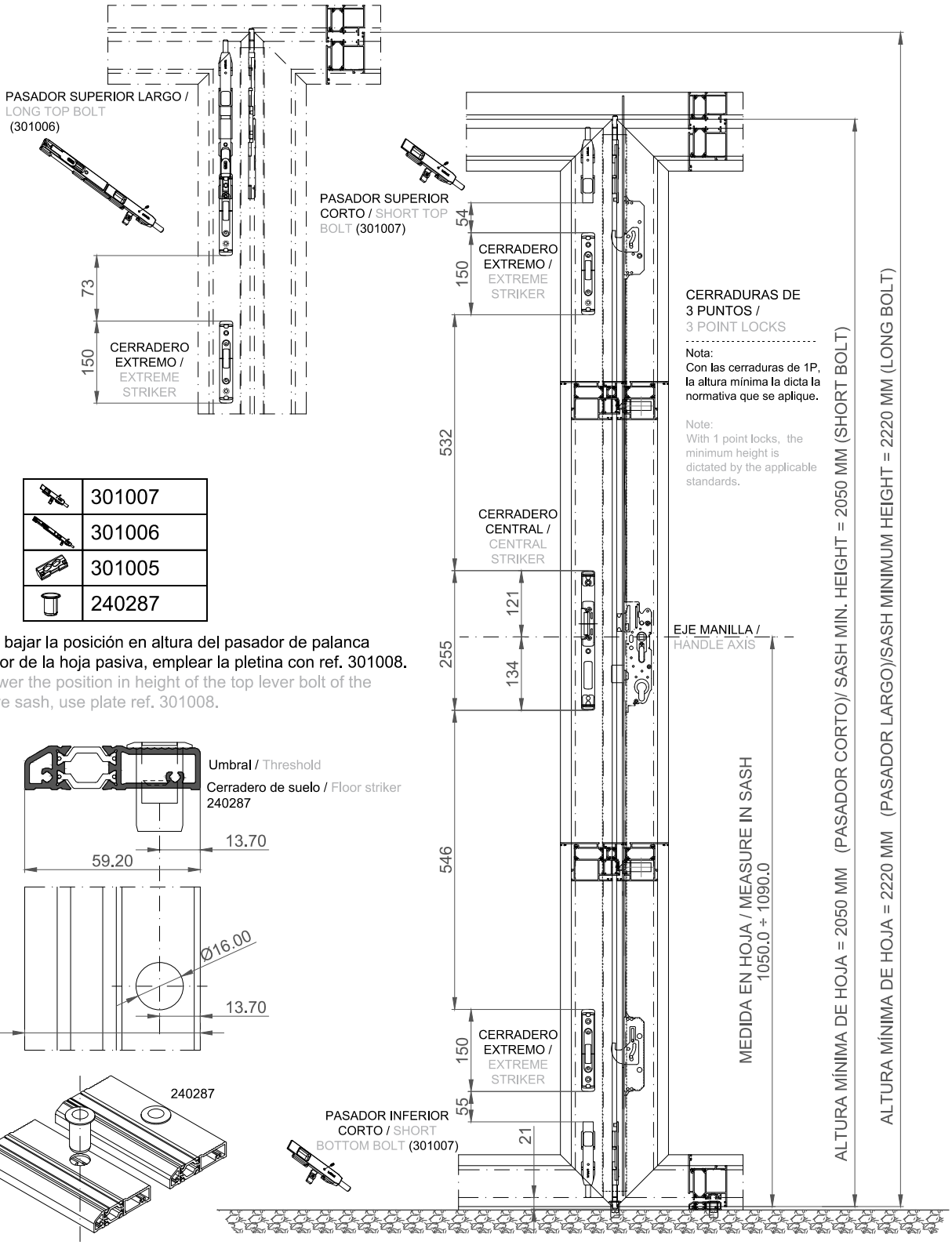

	301007
	301006
	301005
	240287

- Para bajar la posición en altura del pasador de palanca superior de la hoja pasiva, emplear la pletina con ref. 301008.
-To lower the position in height of the top lever bolt of the passive sash, use plate ref. 301008.

HERRAJE DE PUERTA VAIVÉN / SWING DOOR HARDWARE

	321310	1	1
	301312	X	1
	301325 (*)	2	4
	301320	2	4
	391315	1	X
	391316	X	2
	240287	1	2
	397650/ 51	1	2
	398602	1	1
	398612		1
	398619	1	2
	394545/ 46	1	1
	321811	2	2

(*) 301325 - Longitud varilla/rod lenght 2500 mm

DIMENSIONES PUERTA
DOOR DIMENSIONS

	DIMENSIONES DE LA HOJA/SASH DIMENSIONS			
		Lh ancho/width (mm)	Hh alto/height (mm)	peso máx por hoja/max weight per sash (kg)
PUERTA APERTURA VAIVÉN/ SWING DOOR OPENING	mínimo/ minimum	650	1700	Hasta 150 kg Up to 150 kg
	máximo/ maximum	1100	3000	

CERRADURA PUERTA VAIVÉN MECANIZADOS CON TIRADORES / SWING DOOR LOCK MACHINING WITH PULL HANDLE

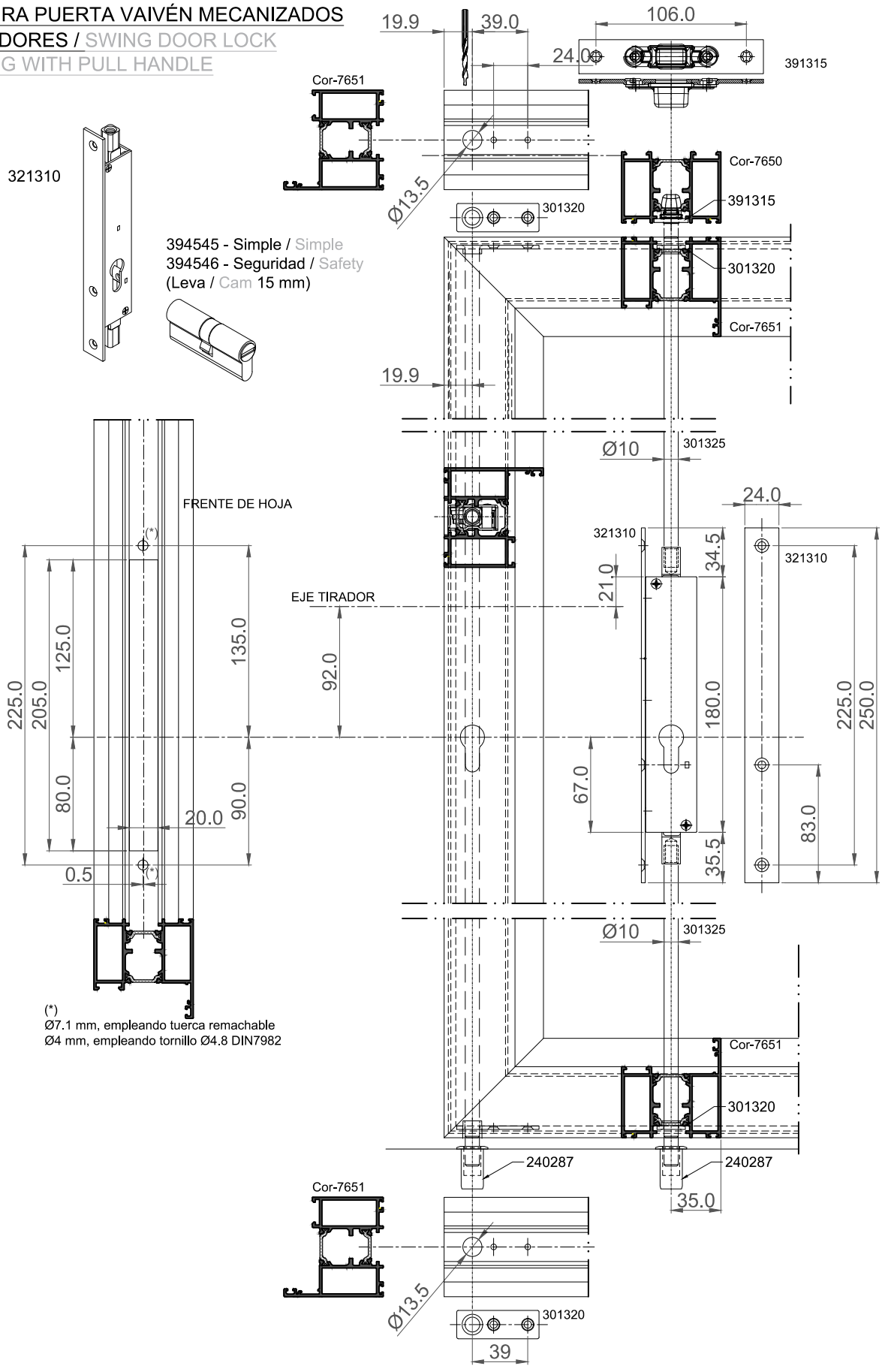

CERRADURA 2ª HOJA PUERTA VAIVÉN MECANIZADOS CON TIRADORES / LOCK PASSIVE SASH FOR SWING DOOR MACHINED WITH PULL HANDLE

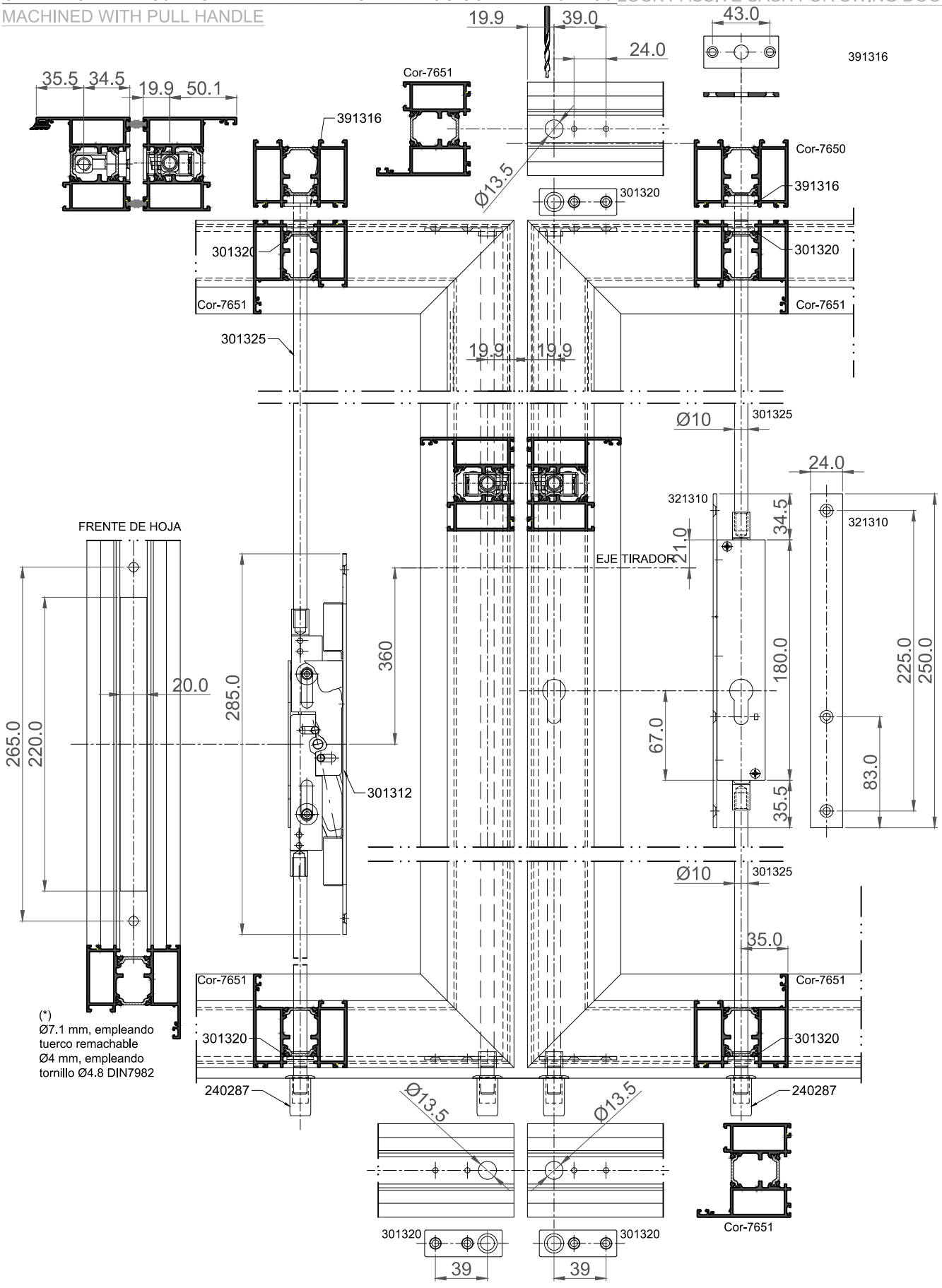

CIERRAPUERTAS PUERTA VAIVÉN / OPENING SWING DOOR LOCKS

Referencias:
Kit sin retención 397651
Kit con retención 397650

GEZE

EN 1154	3	8	1-4	0	1	4

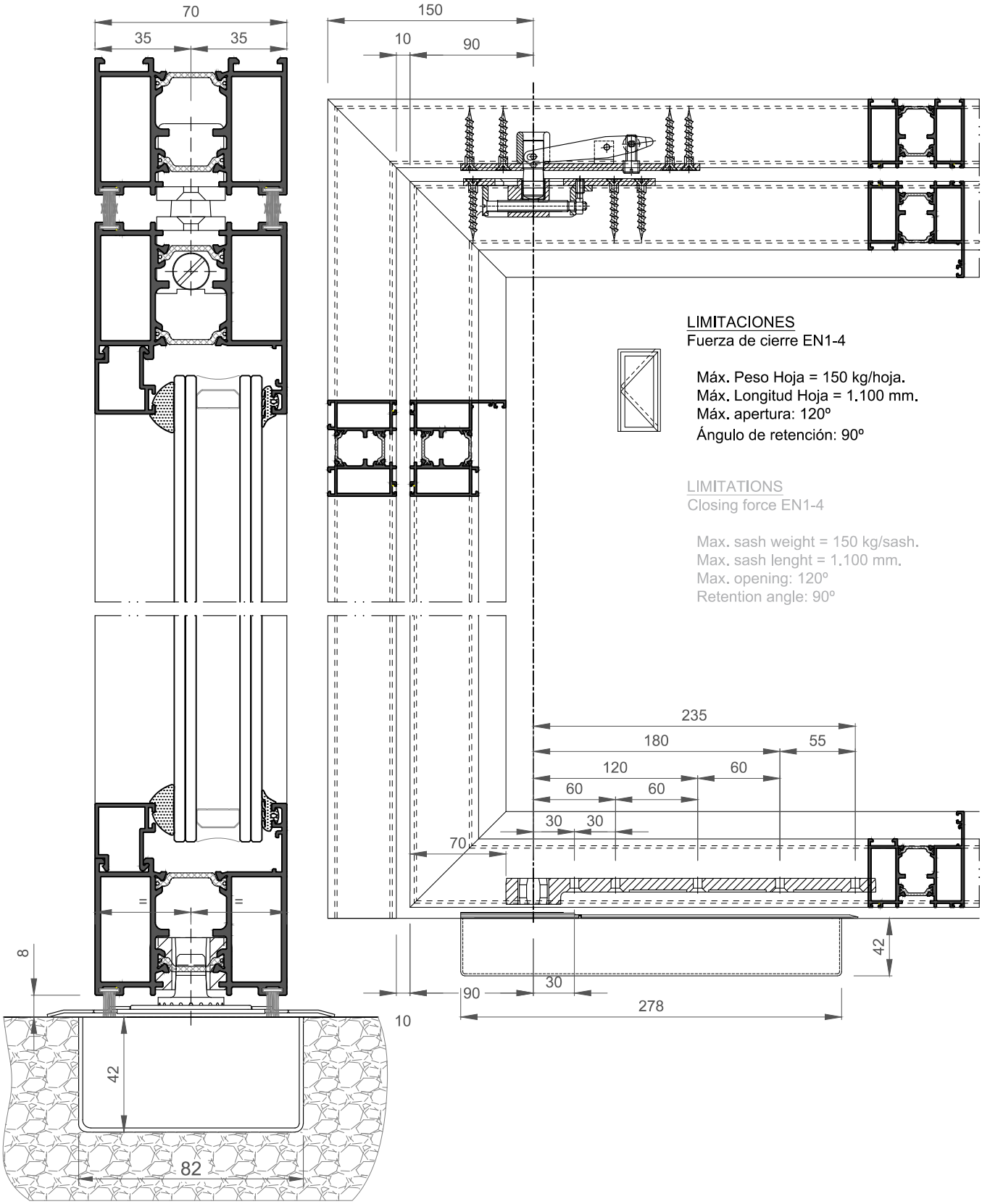

LIMITACIONES
Fuerza de cierre EN1-4

Máx. Peso Hoja = 150 kg/hoja.
Máx. Longitud Hoja = 1.100 mm.
Máx. apertura: 120º
Ángulo de retención: 90º

LIMITATIONS
Closing force EN1-4

Max. sash weight = 150 kg/sash.
Max. sash lenght = 1.100 mm.
Max. opening: 120º
Retention angle: 90º

CIERRAPUERTAS PUERTA VAIVÉN - MECANIZADOS / OPENING SWING DOOR LOCKS - MACHINING

MECANIZADO EN MARCO SUPERIOR
MACHINING IN TOP FRAME

MECANIZADO EN HOJA SUPERIOR
MACHINING IN TOP SASH

MECANIZADO EN HOJA INFERIOR
MACHINING IN BOTTOM SASH

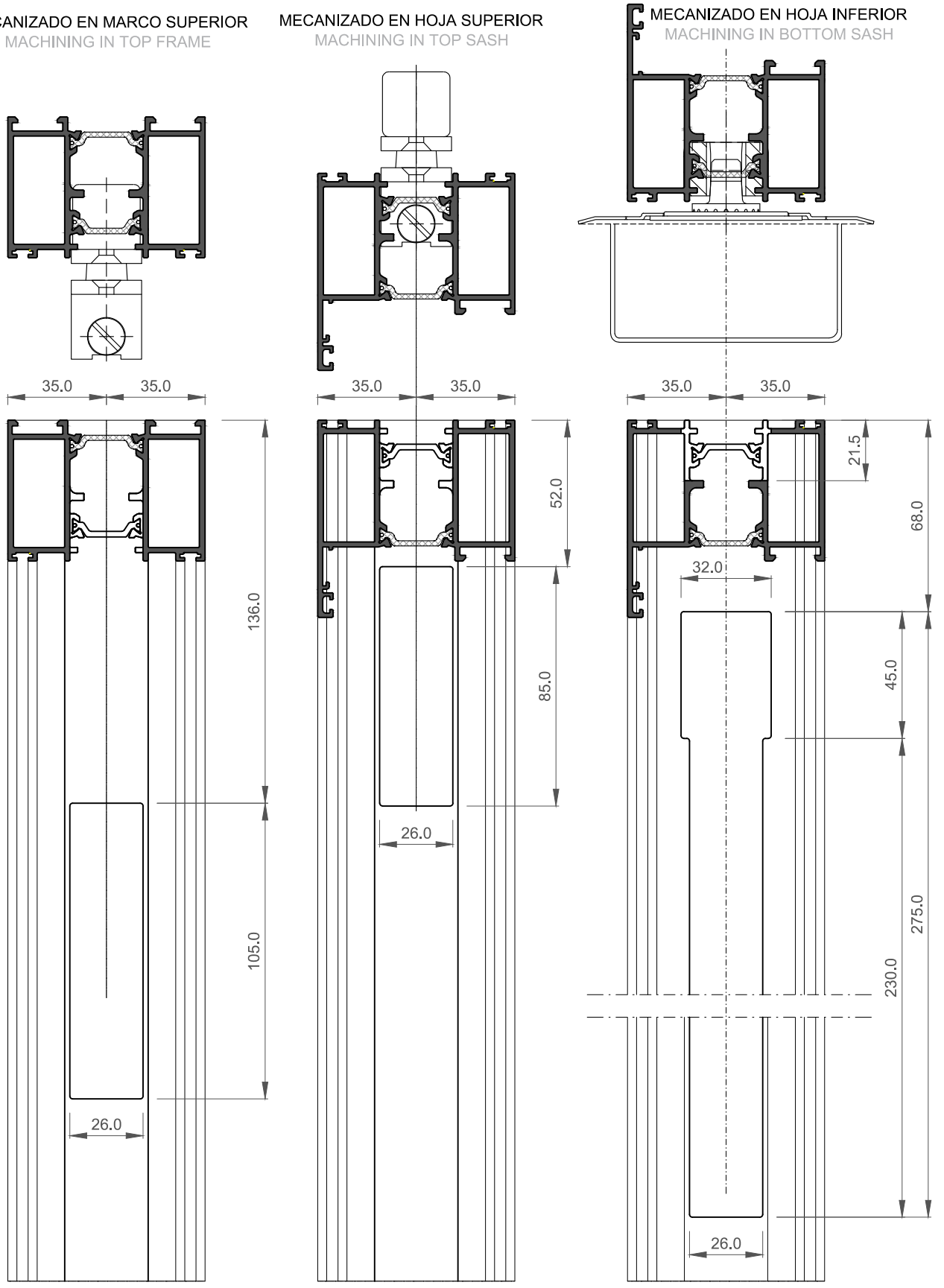

SALIDAS CON SISTEMA ANTIPÁNICO - POSIBILIDADES DE CIERRES
EXIT WITH ANTI-PANIC SYSTEM - LOCKING POSSIBILITIES

EN 1125

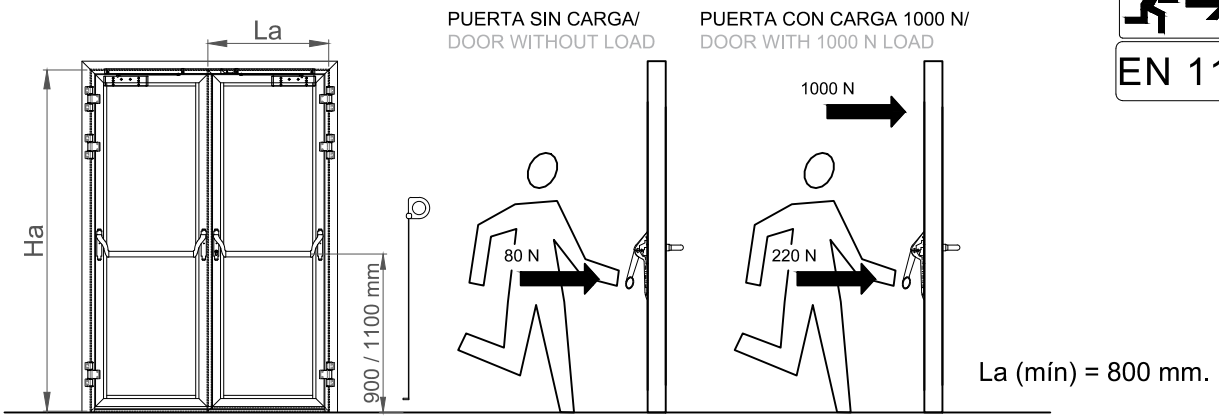

La (mín) = 800 mm.

Notas:
* La puertas deben combinarse con un dispositivo de cierra-puertas automático, con selector de cierre.
* La certificación según EN1125 de puertas con sistema de barra anti-pánico se dispone para hojas de dimensiones máximas de 1300 x 2500 mm. (La x Ha)

Notes:
* The doors must be combined with a device of automatic door closers with closing selector.
* Certification according to EN1125 doors with anti-panic system bar available for sash maximum dimensions of 1300 x 2500 mm. (La x Ha)

HERRAJES CON TRATAMIENTO ANTIBACTERIANO
HARDWARE WITH ANTIBACTERIAL TREATMENT

PUERTAS DE 1 HOJA / 1 SASH DOOR

1 punto de cierre (al frente)
1 locking point (front)

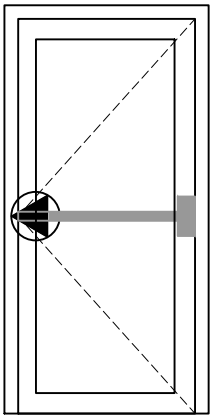

2 puntos de cierre (alto-bajo)
2 locking points (high-low)

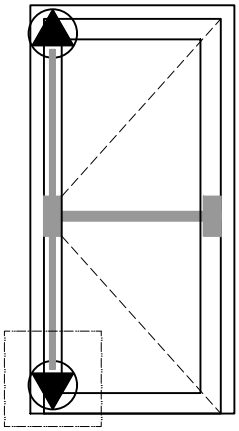

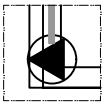

(opción alto-lateral)
(option high-lateral)

3 puntos de cierre (al frente)
3 locking points (front)

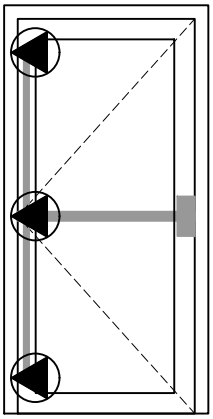

3 puntos de cierre (alto-frente-bajo)
3 locking points (high-front-low)

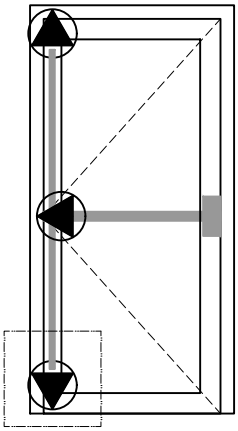

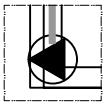

(opción alto-lateral)
(option high-lateral)

PUERTAS DE 2 HOJAS / 2 SASH DOORS

1 punto de cierre (en principal) - (al frente) / 1 locking points (in principal) - (front)
2 puntos de cierre (en secundaria) - (alto-bajo) / 2 locking points (secondary) - (high-low)

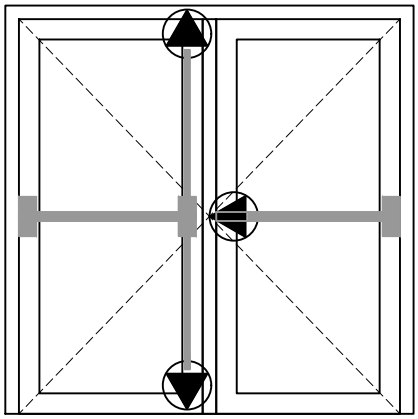

3 punto de cierre (en principal) - (al frente) / 3 locking points (in principal) - (front)
2 puntos de cierre (en secundaria) - (alto-bajo) /
2 locking points (secondary) - (high-low)

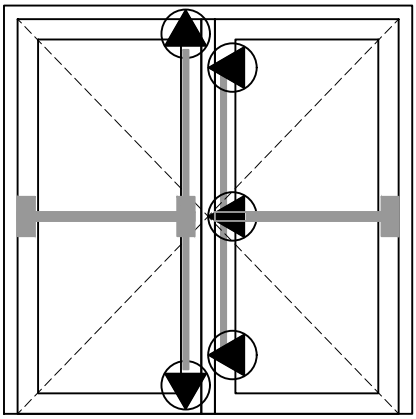

HERRAJE DE PUERTA - SALIDAS CON SISTEMA ANTIPÁNICO
DOOR HARDWARE - EXIT WITH ANTI-PANIC SYSTEM

EN 1125

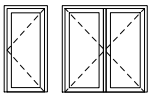

PUSH-BAR

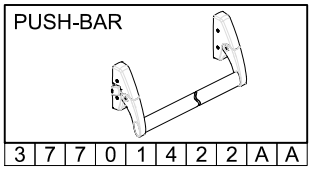

3 7 7 0 1 4 2 2 A A

KITS BÁSICOS
BASICS KITS

			1H			2H	
			1P	2P	3P	1+2P	3+2P
	350210/11/12	La<1275	1	X	X	1	X
	350220/21/22	Ha<2450	X	1	X	1	1
	350230/31/32		X	X	1	X	1
	350205 (OPCIONAL / OPTIONAL) ■		1 (opc.)	1 (opc.)	1 (opc.)	1 (opc.)	1 (opc.)
	350450/51/52/53 ■ BL P PEV		1 (opc.)	1 (opc.)	1 (opc.)	1 (opc.)	1 (opc.)
	350460/61/62/63 ■ BL P PEV						
	350465/66/67/68 (LLAVES IGUALES / KEYS EQUALS) ■ BL P PEV						
	350470/71/72/73 ■ BL P PEV						
	350430/31/32/33 (OPCIONAL/ OPTIONAL) -A 12V- ■ BL P PEV		1 (opc.)	X	3 (opc.)	1 (opc.)	3 (opc.)

Nota: Kits con soportes en negro, y barras en Rojo/Verde/Plata R V P Note: Kits with supports in black, and bars Red / Green / Silver R V P

PEDIDO ELEMENTOS POR SEPARADO / ORDER SEPARATE ELEMENTS
(admite otras medidas de hojas superiores/ supports other measures of upper leaves)

	350215/16/17/18 ■ BL P PEV		1	X	X	1	X
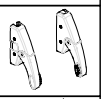	350225/26/27/28 ■ BL P PEV		X	1	X	1	1
	350235/36/37/38 ■ BL P PEV		X	X	1	X	1
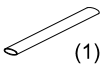 (1)	350281/82/83/85	La<1275	1	1	1	2	2
	350291/92/93/95	La<1575					
	350205 (OPCIONAL / OPTIONAL) ■		1 (opc.)	1 (opc.)	1 (opc.)	1 (opc.)	1 (opc.)
	350250/51/52/53 ■ BL P PEV	Ha<2450	X	1	1	1	2
	350255/56/57/58 ■ BL P PEV	Ha<3100					
	350260/61/62/63 (ALTO-BAJO / HIGH-LOW) ■ BL P PEV		X	1	1	1	1
	350270/71/72/73 (ALTO-LATERAL DCHA/ HIGH-RIGH LATERAL) ■ BL P PEV					X	X
	350275/76/77/78 (ALTO-LATERAL IZDA/ HIGH-LEFT LATERAL) ■ BL P PEV						
	350265/66/67/68 (LATERAL SUP-INF/ LATERAL TOP-BOTTOM) ■ BL P PEV						1
	350450/51/52/53 ■ BL P PEV		1 (opc.)	1 (opc.)	1 (opc.)	1 (opc.)	1 (opc.)
	350460/61/62/63 ■ BL P PEV						
	350465/66/67/68 (LLAVES IGUALES/ KEYS EQUALS) ■ BL P PEV						
	350470/71/72/73 ■ BL P PEV						
	350430/31/32/33 (OPCIONAL/ OPTIONAL) -A 12V- ■ BL P PEV		1 (opc.)	2 (opc.)	3 (opc.)	1 (opc.)	3 (opc.)

(1): barras en Rojo/Verde/Negro/PlataEV R V ■ PEV (1): bars Red/ Green/ Black/ Silver EV R V ■ PEV

HERRAJE DE PUERTA - SALIDAS CON SISTEMA ANTIPÁNICO
DOOR HARDWARE - EXIT WITH ANTI-PANIC SYSTEM

EN 1125

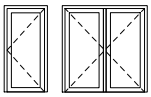

TOUCH-BAR

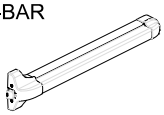

3	7	7	0	1	4	2	2	B	A

KITS BÁSICOS
BASICS KITS

			1H			2H	
			1P	2P	3P	1+2P	3+2P
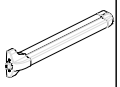	350310/11	La<895 Ha<2450	1	X	X	1	X
	350320/21		X	1	X	1	1
	350330/31		X	X	1	X	1
	350450/51/52/53	■ BL P PEV	1 (opc.)	1 (opc.)	1 (opc.)	1 (opc.)	1 (opc.)
	350460/61/62/63	■ BL P PEV					
	350465/66/67/68 (LLAVES IGUALES / KEYS EQUALS)	■ BL P PEV					
	350470/71/72/73	■ BL P PEV					
	350430/31/32/33 (OPCIONAL/ OPTIONAL) -A 12V-	■ BL P PEV	1 (opc.)	X	3 (opc.)	1 (opc.)	3 (opc.)

Nota: Kits con soportes en negro, y barras en Rojo/Verde/Plata R V P Note: Kits with supports in black, and bars Red / Green / Silver R V P

PEDIDO ELEMENTOS POR SEPARADO / ORDER SEPARATE ELEMENTS (admite otras medidas de hojas superiores/ supports other measures of upper leaves)

	350335/36 (1) 350337/38 (2)	La<895	1	X	X	1	X
	350340/41 (1) 350342/43 (2)	La<1255					
	350345/46 (1) 350347/48 (2)	La<1555					
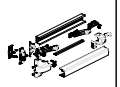	350350/51 (1) 350352/53 (2)	La<895	X	1	X	1	1
	350355/56 (1) 350357/58 (2)	La<1255					
	350360/61 (1) 350362/63 (2)	La<1555					
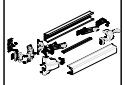	350335/36 (1) 350337/38 (2)	La<895	X	X	1	X	1
	350340/41 (1) 350342/43 (2)	La<1255					
	350345/46 (1) 350347/48 (2)	La<1555					
	350250/51/52/53	■ BL P PEV Ha<2450	X	1	1	1	2
	350255/56/57/58	■ BL P PEV Ha<3100					
	350260/61/62/63 (ALTO-BAJO / HIGH-LOW)	■ BL P PEV	X	1	1	1	1
	350270/71/72/73 (ALTO-LATERAL DCHA/ HIGH-RIGH LATERAL)	■ BL P PEV				X	X
	350275/76/77/78 (ALTO-LATERAL IZDA/ HIGH-LEFT LATERAL)	■ BL P PEV					
	350265/66/67/68 (LATERAL SUP-INF/ LATERAL TOP-BOTTOM)	■ BL P PEV					1
	350450/51/52/53	■ BL P PEV	1 (opc.)	1 (opc.)	1 (opc.)	1 (opc.)	1 (opc.)
	350460/61/62/63	■ BL P PEV					
	350465/66/67/68 (LLAVES IGUALES/ KEYS EQUALS)	■ BL P PEV					
	350470/71/72/73	■ BL P PEV					
	350430/31/32/33 (OPCIONAL/ OPTIONAL) -A 12V-	■ BL P PEV	1 (opc.)	2 (opc.)	3 (opc.)	1 (opc.)	3 (opc.)

(1): Soporte Negro y barras en Rojo/Verde (1): Black support and bars Red/ Green
(2): Soporte Plata-EV y barras en Rojo/Verde (2): Silver-EV ev support and bars Red/ Green

HERRAJE DE PUERTA - SALIDAS CON SISTEMA ANTIPÁNICO (CERRADURA EMBUTIDA)
DOOR HARDWARE - EXIT WITH ANTI-PANIC SYSTEM (EMBEDDED LATCH)

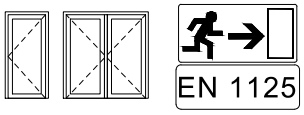

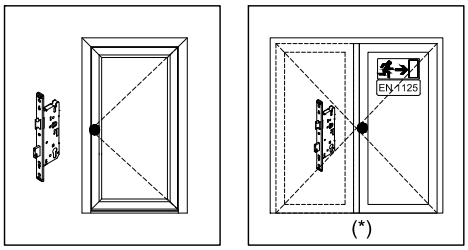

Dispuesto solo en la hoja principal.
Willing only in the main sash

EN 1125

3	7	6	0	1	3	2	1/2	A/B	A

			1 HOJA 1 SASH		2 HOJAS 2 SASH	
			D	I	D	I
	321111		1	X	1	X
	321112		X	1	X	1
	301060		1	X	1	X
	301061		X	1	X	1
	301283/84	La<1320	1		1	
	301220		1		1	
	321271/72		1		1	
	327627/28	MP70	1		1	
	328627/28	MP80				
	321211/12	(**)	1		1	
	301007		X		1	
	301006		X		1	
	301005		X		1	
	240287		X		1	

(**) Posibilidad de uso de protector de cilindro por el exterior (ref. 321010). En su caso se elimina el bocallaves exterior.
(**) Possibility of using a cylinder protector the outside (ref. 321010). In such case the inside keyhole shall be removed.

BARRA ANTIPÁNICO A Izquierdas
ANTIPANIC BAR Leftwards

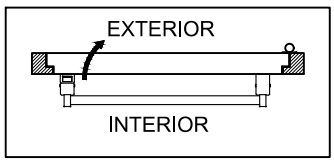

BARRA ANTIPÁNICO A Derechas
ANTIPANIC BAR Rightwards

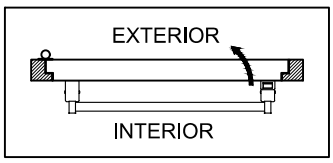

SISTEMAS CON BARRA ANTI-PÁNICO / ANTI-PANIC SYSTEM BAR

EN 1125

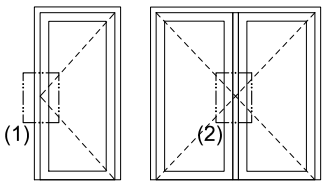

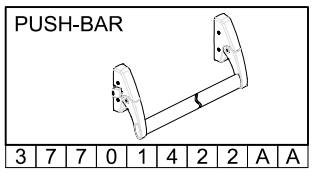

Puerta 1 hoja/ 1 sash door

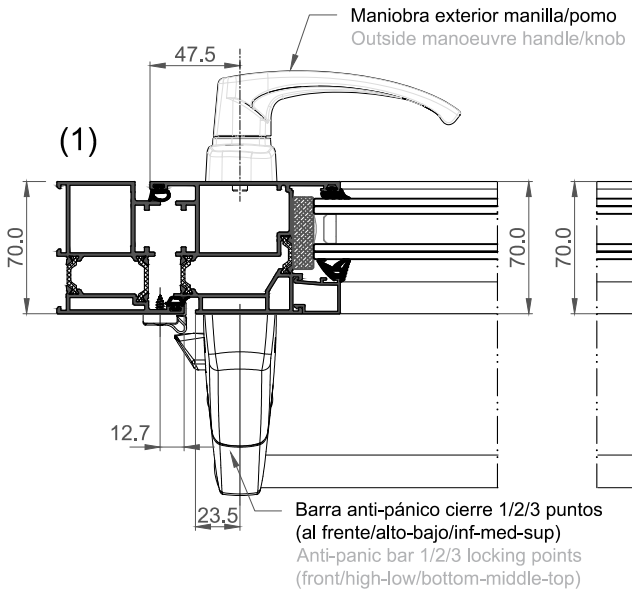

Puerta 2 hojas/ 2 sash doors

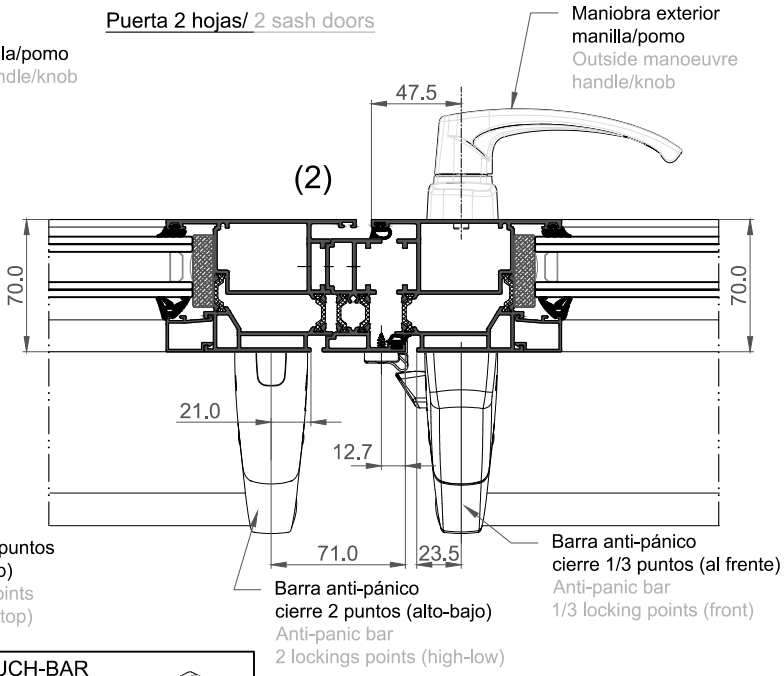

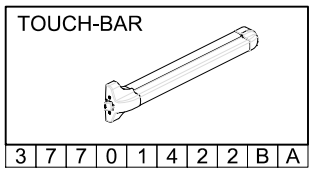

Puerta 1 hoja/ 1 sash door

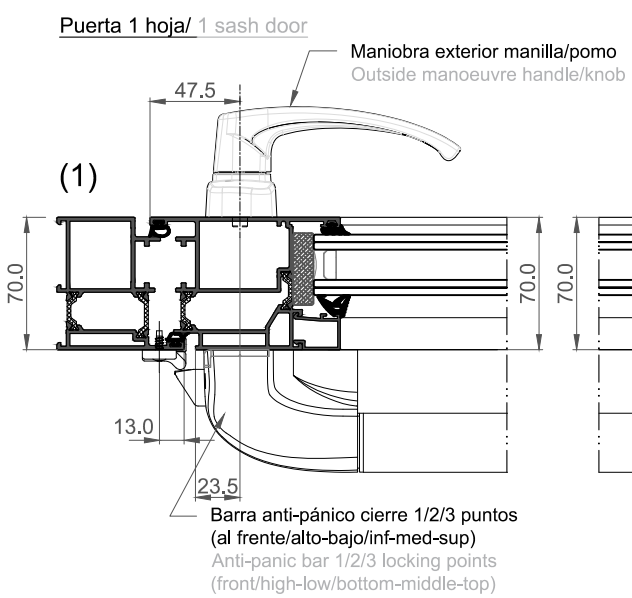

Puerta 2 hojas/ 2 sash doors

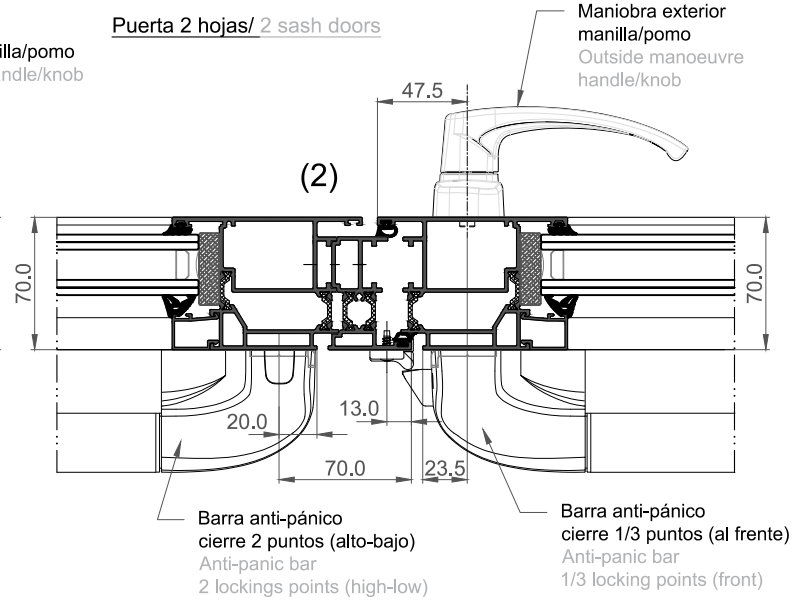

Nota: Según la norma EN1125 la barra del dispositivo anti-pánico debe cubrir al menos el 60% del ancho efectivo de la hoja de la puerta.

Note: According to EN 1125 bar anti-panic device must cover at least 60% of the effective width of the door sash.

HERRAJES CON TRATAMIENTO ANTIBACTERIANO
HARDWARE WITH ANTIBACTERIAL TREATMENT

SISTEMA ANTI-PÁNICO (PUSH-BAR) / ANTI-PANIC SYSTEM (PUSH-BAR)

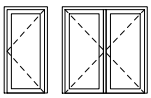

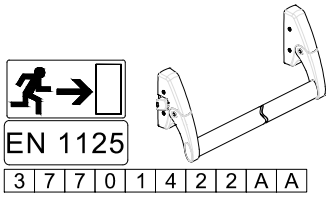

CIERRE 2 PUNTOS
(ALTO-BAJO)
2 LOCKING POINTS
(HIGH-LOW)

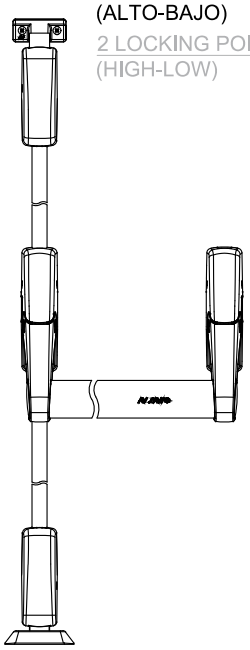

CIERRE 3 PUNTOS
(ALTO-FRENTE-BAJO)
(ALTO-FRENTE-INF.)
(SUP.-FRENTE-INF.)
3 LOCKING POINTS
(HIGH-FRONT-LOW)
(HIGH-FRONT-BOTTOM)
(TOP-FRONT-BOTTOM)

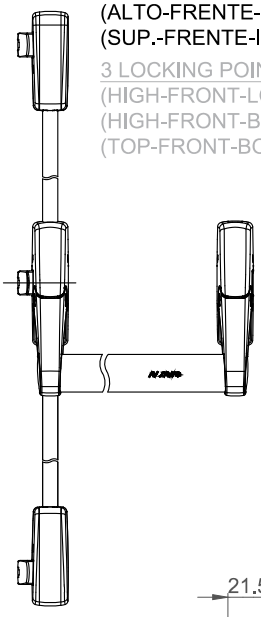

CIERRE 1 PUNTO / 1 LOCKING POINT

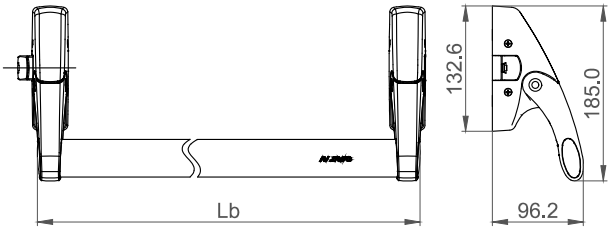

NOTA: DISPONIBLES EN KITS BÁSICOS Y SELECCIÓN ELEMENTOS SUELTOS.
NOTE: KITS AVAILABLE ON BASIC ELEMENTS AND SELECTION LOOSE.

Kits con soportes en negro, y barras en Rojo/Verde/Plata
Kits with supports in black, and bars Red/ Green/ Silver
R V P

Barras en Rojo/ Verde/ Negro/ PlataEV
Bar Red/ Green/ Black/ Silver EV
R V ■ PEV

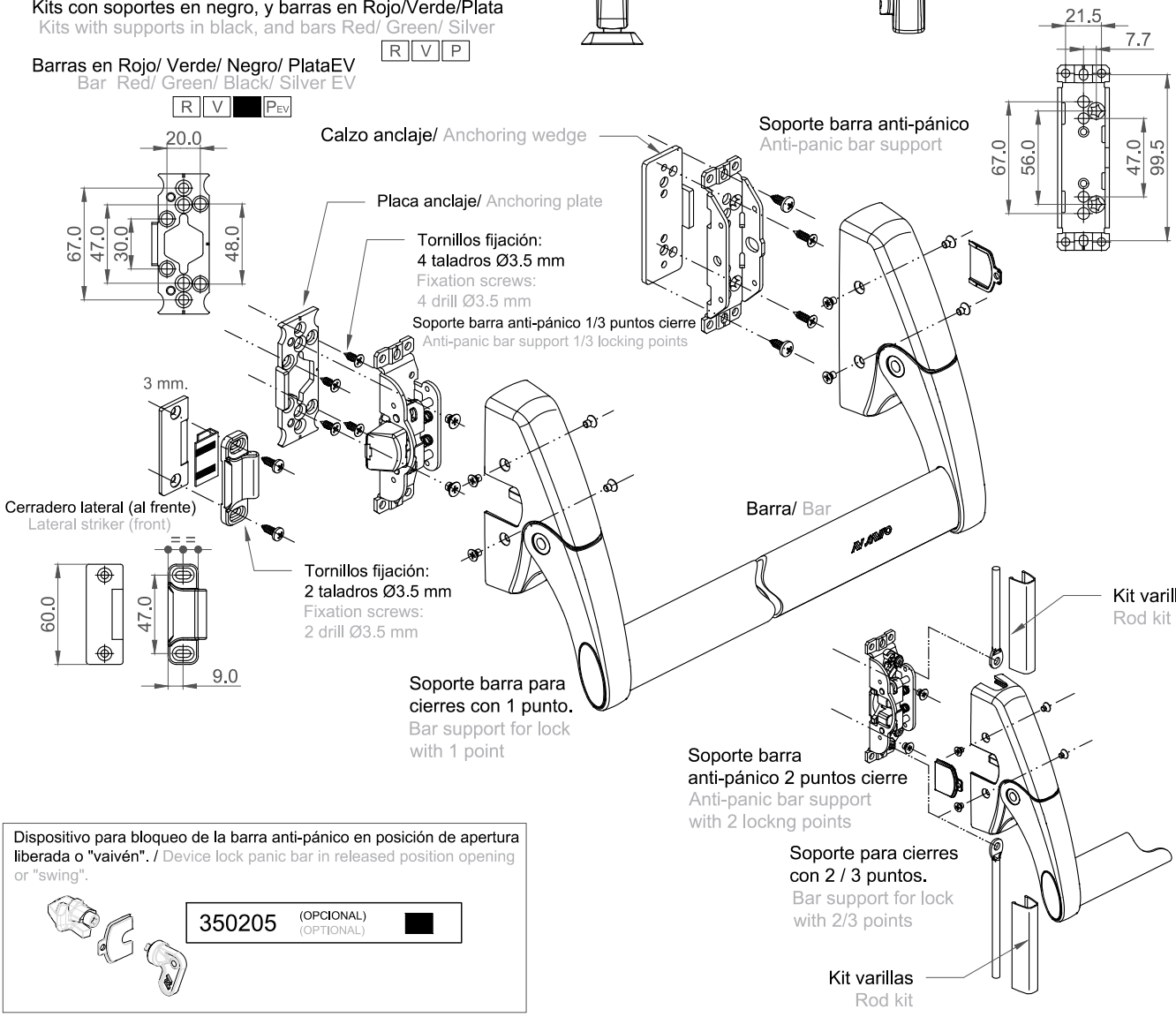

Dispositivo para bloqueo de la barra anti-pánico en posición de apertura liberada o "vaivén". / Device lock panic bar in released position opening or "swing".

350205 (OPCIONAL) (OPTIONAL) ■

SISTEMA ANTI-PÁNICO (TOUCH-BAR) / ANTI-PANIC SYSTEM (TOUCH-BAR)

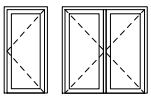

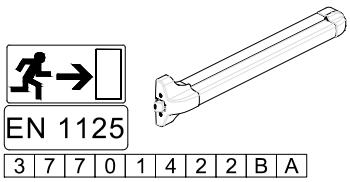

CIERRE 1 PUNTO / 1 LOCKING POINT

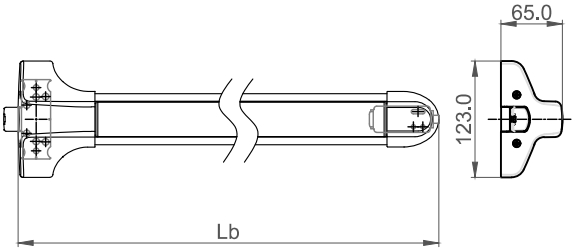

NOTA: DISPONIBLES EN KITS BÁSICOS Y SELECCIÓN ELEMENTOS SUELTOS.
NOTE: KITS AVAILABLE ON BASIC ELEMENTS AND SELECTION LOOSE.

Kits con soportes en negro, y barras en Rojo/Verde
Kits with supports in black, and bars Red/ Green

R V

CIERRE 2 PUNTOS
(ALTO-BAJO)
2 LOCKING POINTS
(HIGH-LOW)

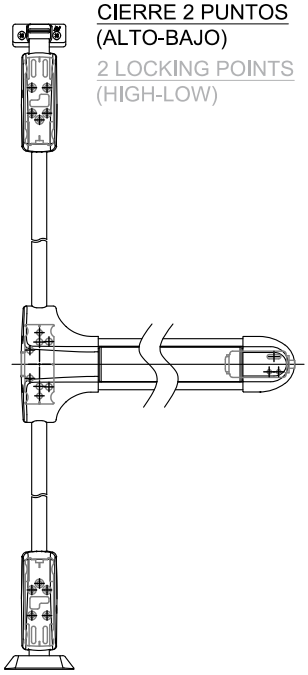

CIERRE 3 PUNTOS
(ALTO-FRENTE-BAJO)
(ALTO-FRENTE-INF.)
(SUP.-FRENTE-INF.)
3 LOCKING POINTS
(HIGH-FRONT-LOW)
(HIGH-FRONT-BOTTOM)
(TOP-FRONT-BOTTOM)

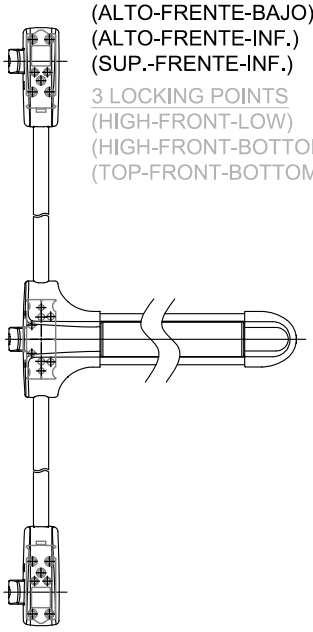

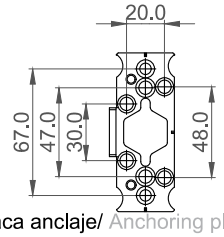

Placa anclaje/ Anchoring plate

Tornillos fijación:
4 taladros Ø3.5 mm
Fixation screws:
4 drill Ø3.5 mm

Perfil base barra anti-pánico
Base profile anti-panic bar

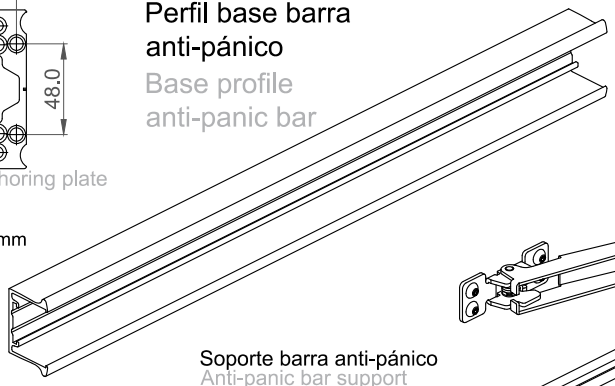

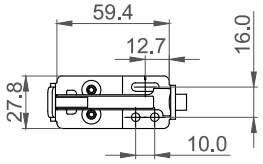

Soporte barra anti-pánico

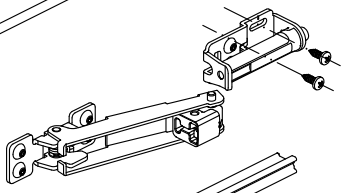

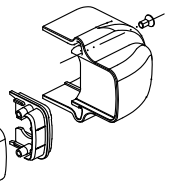

Soporte barra anti-pánico
Anti-panic bar support

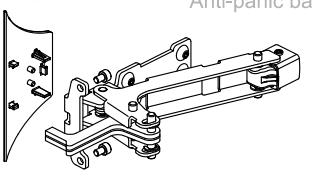

Soporte cierres
Lock support

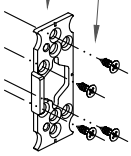

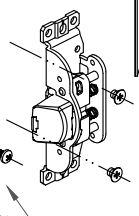

3 mm.

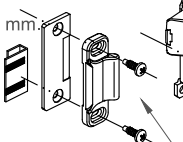

Cerradero lateral (al frente)
Lateral striker (front)

Tornillos fijación:
2 taladros Ø3.5 mm
Fixation screws:
2 drill Ø3.5 mm

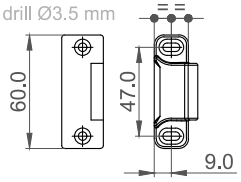

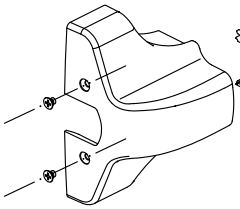

Soporte barra para cierres con 1 punto.
Bar support for lock with 1 point

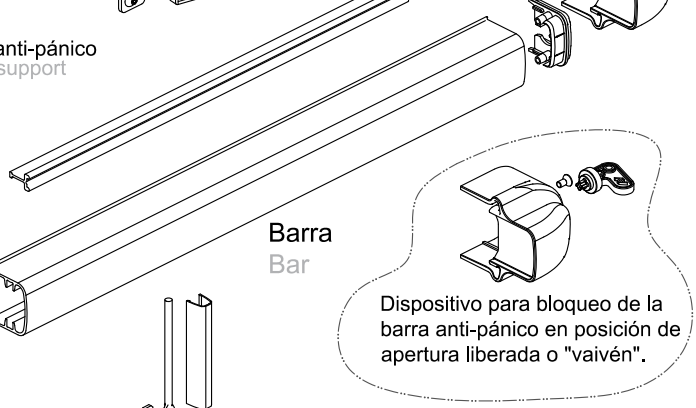

Barra
Bar

Dispositivo para bloqueo de la barra anti-pánico en posición de apertura liberada o "vaivén".

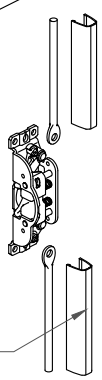

Soporte cierres (2 puntos)
Lock support (2 points)

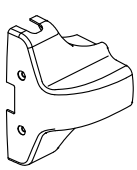

Soporte para cierres con 2 puntos.

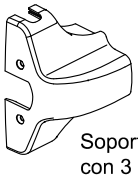

Soporte para cierres con 3 puntos.

Kit varillas
Rod kit

SISTEMA ANTI-PÁNICO - CERRADEROS / ANTI-PANIC SYSTEM - STRIKER



350260/61/62/63 (ALTO-BAJO/ HIGH-LOW)
350270/71/72/73 (ALTO-LATERAL DCHA/ HIGH- RIGHT LATERAL)
350275/76/77/78 (ALTO-LATERAL IZDA/ HIGH-LEFT LATERAL)
350265/66/67/68 (LATERAL SUP-INF/ LATERAL TOP-BOTTOM)

■ BL P PEV

CIERRE ALTO



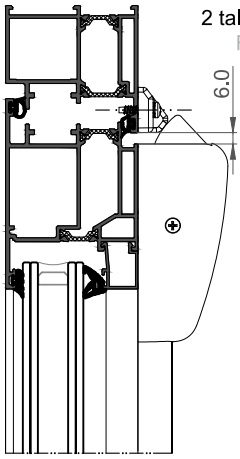

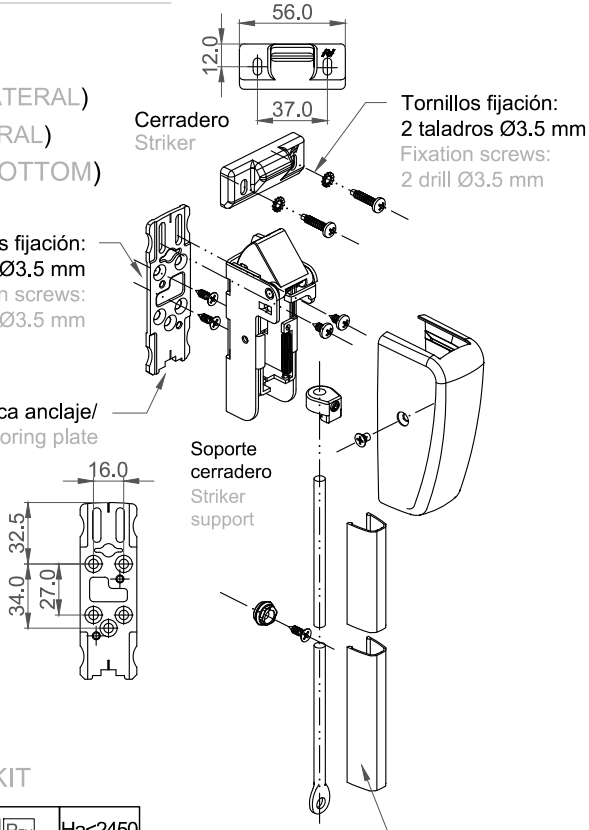

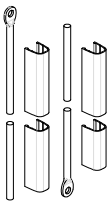

KIT VARILLAS / ROD KIT

350250/51/52/53 ■ BL P PEV	Ha<2450
350255/56/57/58 ■ BL P PEV	Ha<3100

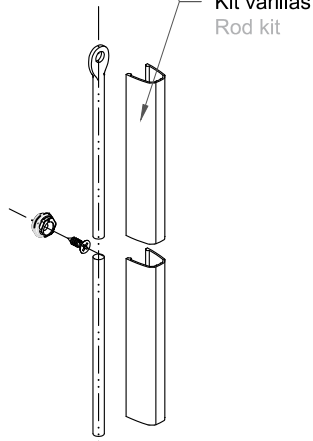

CIERRE BAJO
LOW LOCK

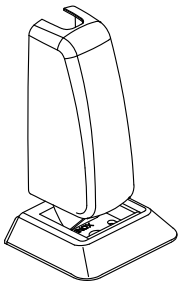

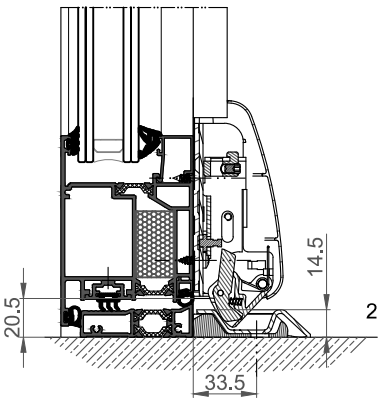

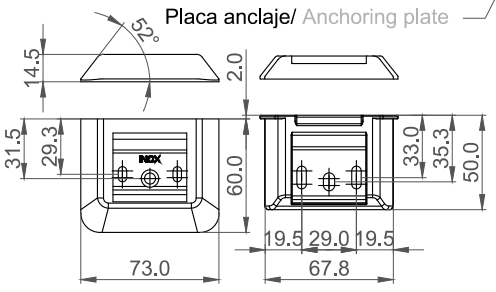

■ Negro Black | BL Blanco White | P Plata Silver | PEV Plata EV Silver EV

SISTEMA ANTI-PÁNICO - CERRADEROS / ANTI-PANIC SYSTEM - STRIKER

350260/61/62/63 (ALTO-BAJO/ HIGH-LOW)
350270/71/72/73 (ALTO-LATERAL DCHA/ HIGH- RIGHT LATERAL)
350275/76/77/78 (ALTO-LATERAL IZDA/ HIGH-LEFT LATERAL)
350265/66/67/68 (LATERAL SUP-INF/ LATERAL TOP-BOTTOM)

■ BL P PEV

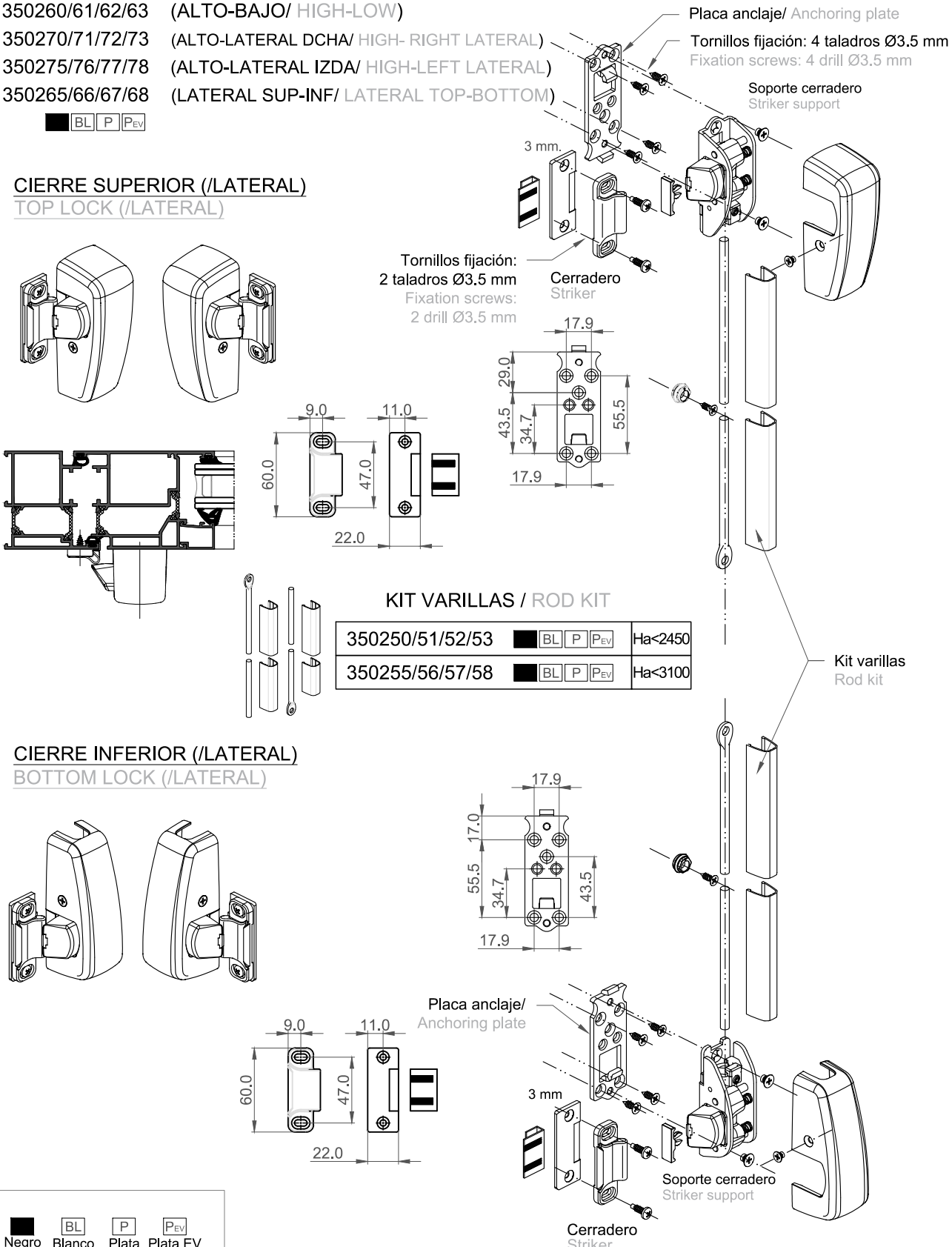

■ Negro Black | BL Blanco White | P Plata Silver | PEV Plata EV Silver EV

SISTEMAS ANTI-PÁNICO - MANIOBRA EXTERIOR / ANTI-PANIC SYSTEM - EXTERIOR MANOEUVRE

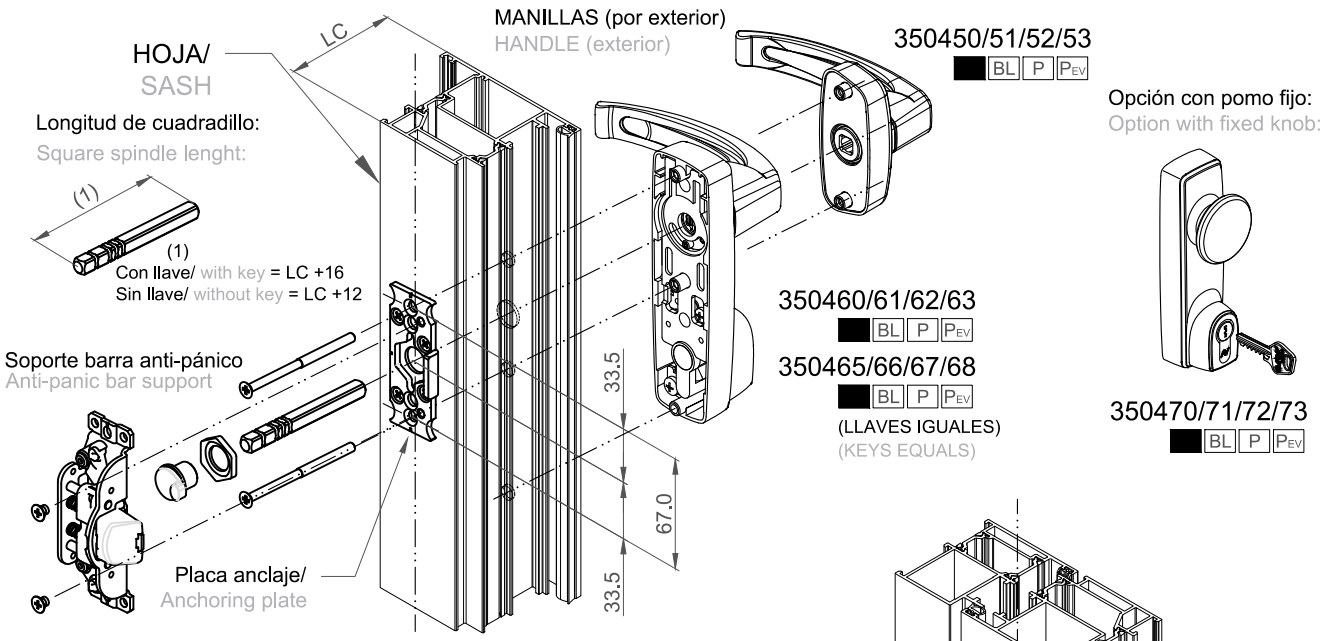

MECANIZADOS / MACHINING

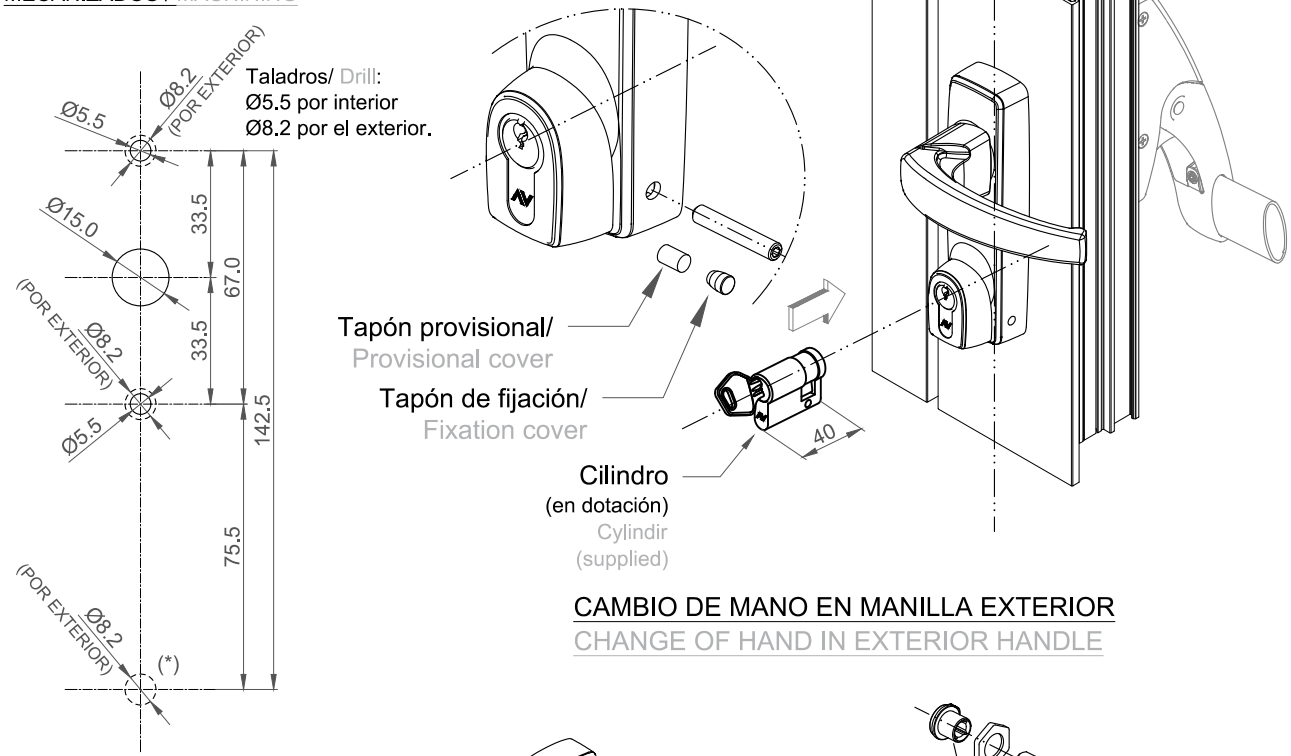

(*) Taladro a realizar solo en caso de manilla ó pomo con llave.
(*) Drill to be performed only if handle or knob with key.

CAMBIO DE MANO EN MANILLA EXTERIOR
CHANGE OF HAND IN EXTERIOR HANDLE

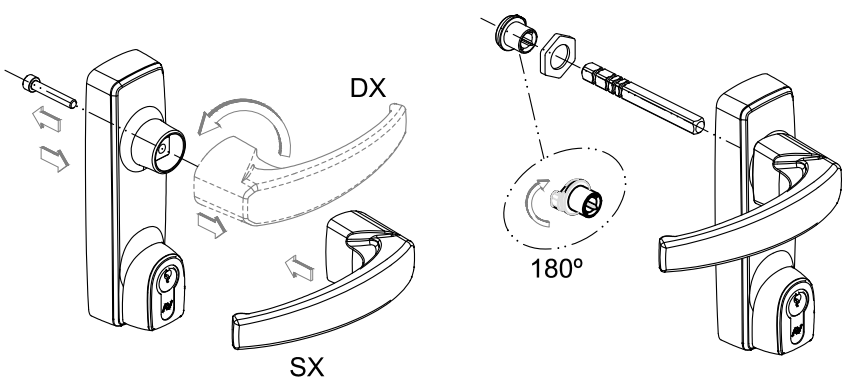

Negro	Blanco	Plata	Plata EV
Black	White	Silver	Silver EV

SISTEMAS ANTI-PÁNICO - MANIOBRA EXTERIOR / ANTI-PANIC SYSTEM - EXTERIOR MANOEUVRE

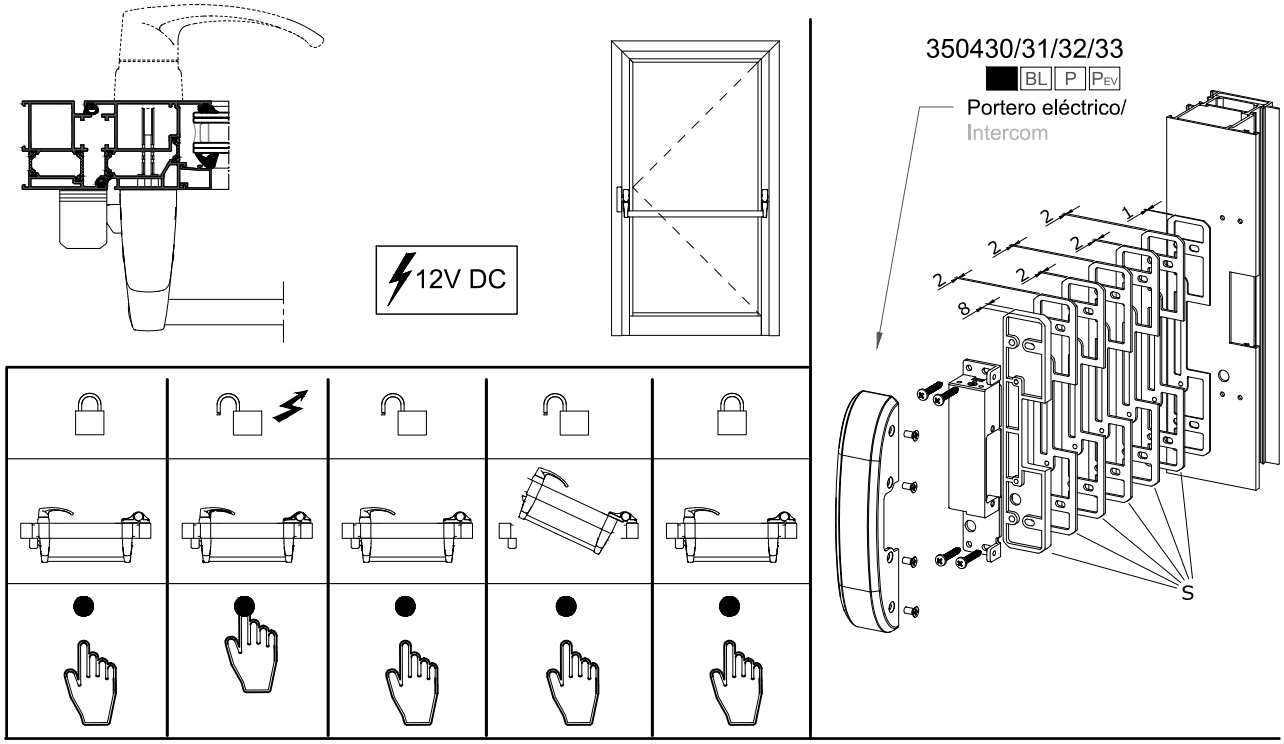

Use the 8 mm thickness as drilling jig
Utilizar el espesor de 8 mm como plantilla de taladro

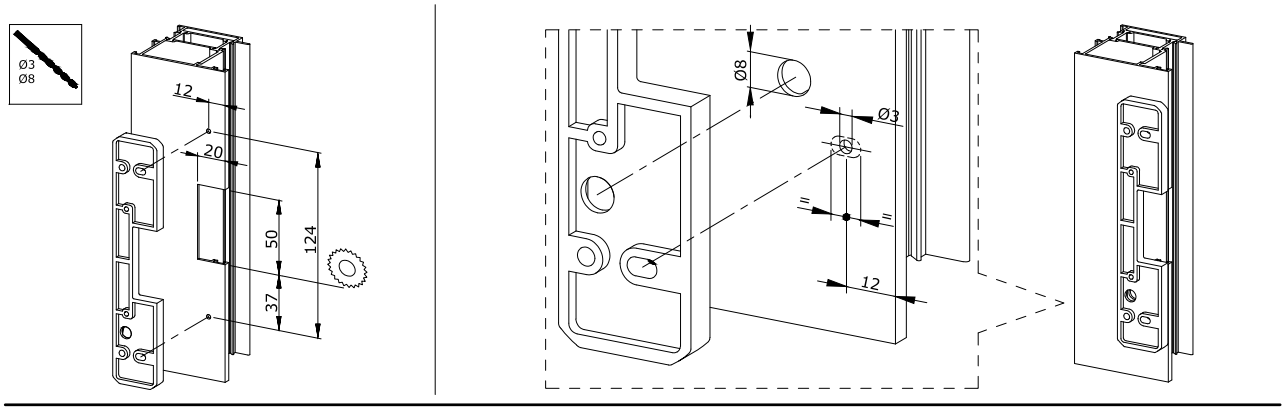

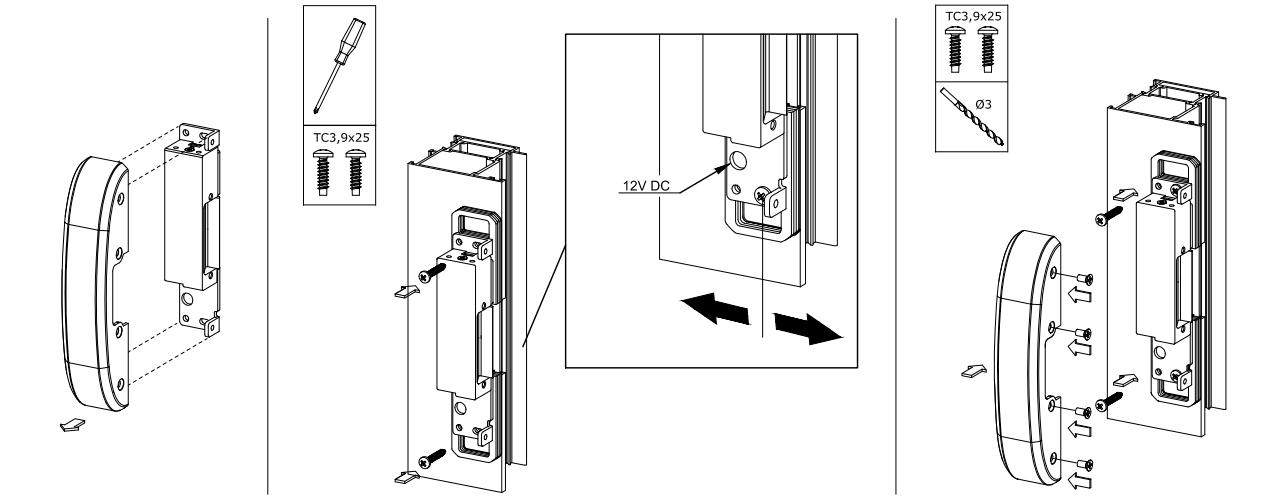

SISTEMA DE CIERRE ANTI-PÁNICO - CAJA EMBUTIDA/ ANTI-PANIC LOCKING SYSTEM - EMBEDDED BOX

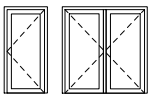

Nota Importante!
Aplicable solo en puertas de 1H, ó en puertas de 2H con anti-pánico solo en la hoja de paso principal.

Important note!
Applicable only in doors 1H, 2H or in doors with anti-panic only principal step sash.

EN 1125

3	7	6	0	1	3	2	1/2	A/B	A

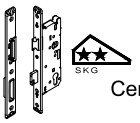

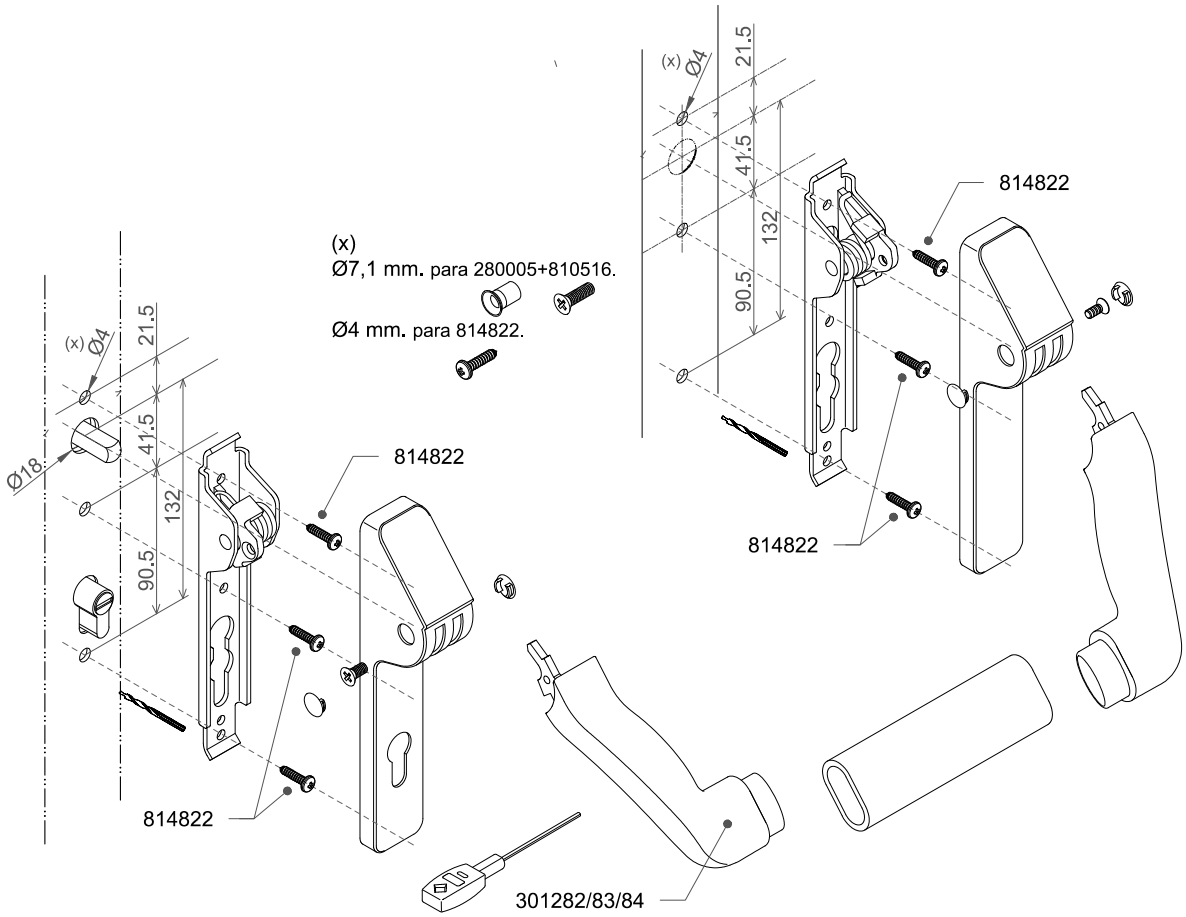

CERRADURA 1 PUNTO - SALIDA DE EMERGENCIA
1 LOCK POINT - EMERGENCY EXIT

EN 179 | EN 1125 | EN 1125

3	7	6	0	1	3	2	1/2	A/B	A

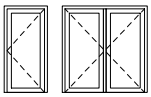

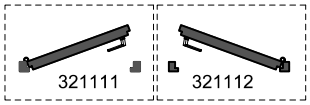

301060/61
D/I

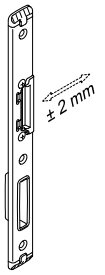

321111/12
D/I

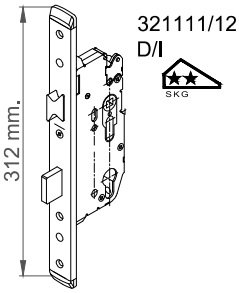

Nota:
Cerradero central dispone de regulación ± 2 mm.
Note:
Central lock regulation has ± 2 mm.

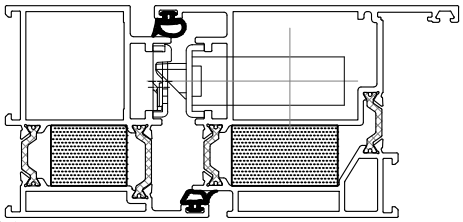

Notas:
· Posibilidad de incorporar sobre el cerradero un sistema de apertura con portero eléctrico.
(ref.: 301062 + 301063)
Notes:
· Possibility of adding on strike an opening system with intercom.
(ref.: 301062 + 301063)

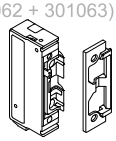

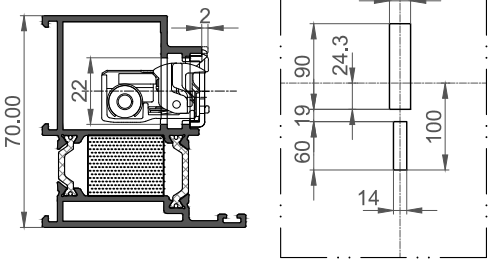

REGULACIÓN CERRADEROS
STRIKER REGULATION

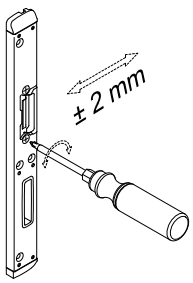

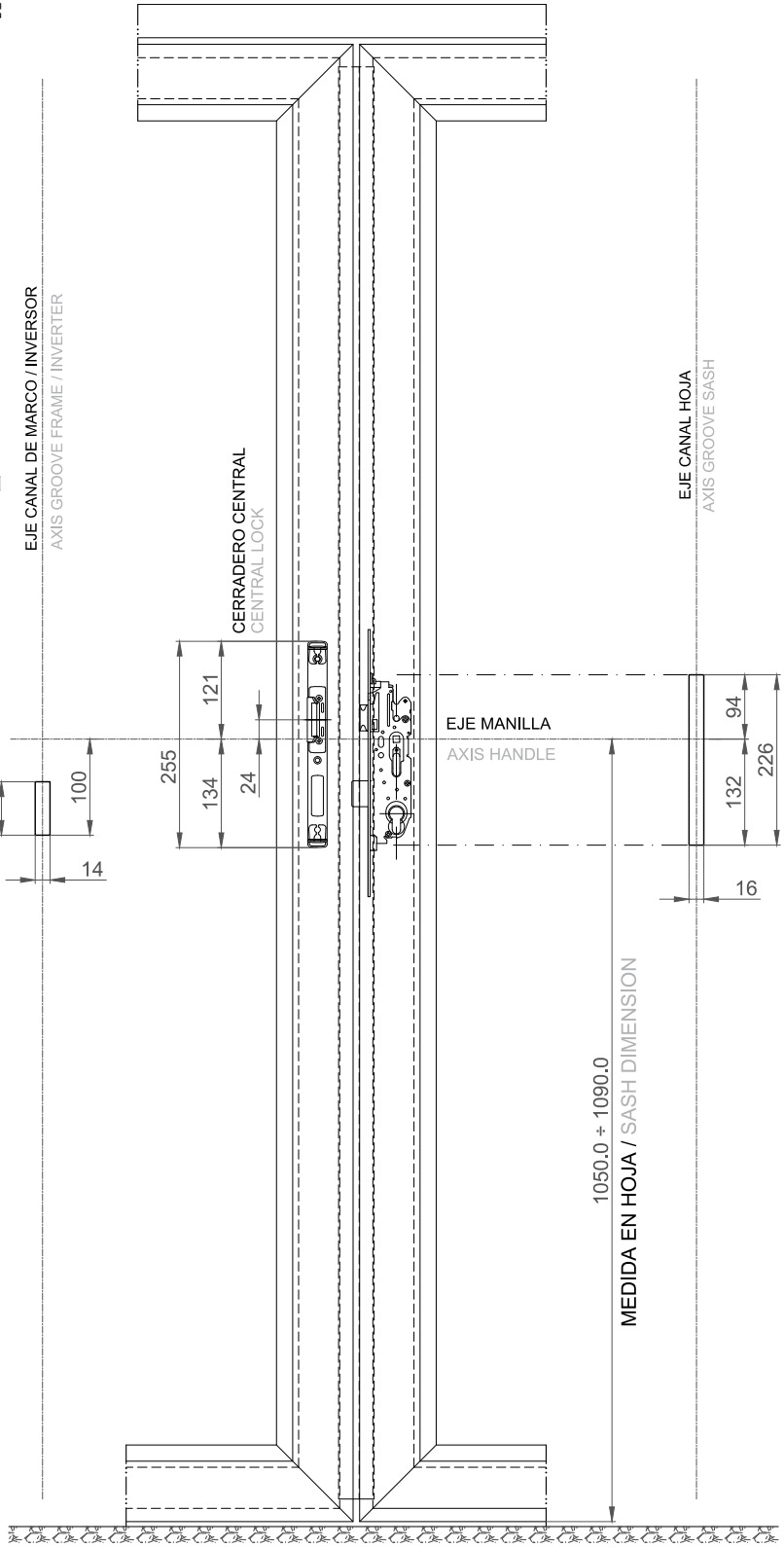

CIERRA-PUERTAS/DOOR CLOSER

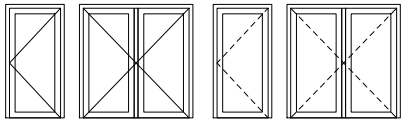

Elemento 1 - CUERPO
(1 unidad por hoja.)
Element 1 - BODY
(1 unit per sash)

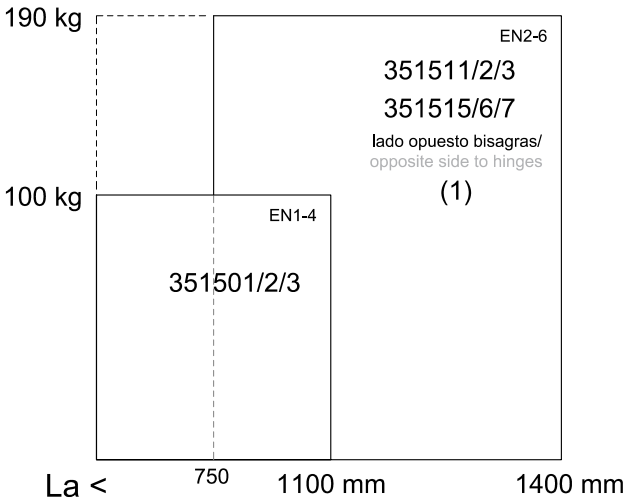

Fuerza 1	La < 750 mm
Fuerza 2	751 < La < 850 mm.
Fuerza 3	851 < La < 950 mm.
Fuerza 4	951 < La < 1100 mm.
Fuerza 5	1101 < La < 1250 mm.
Fuerza 6	1251 < La < 1400 mm.

EN1154, cierrapuertas. EN1155, con retención electromagnética
EN1158, con selector de cierre de hoja.

EN1154, door closer. EN1155, with electromagnetic retention
EN1158, with sash closing selector.

(Nota: Fuerza EN regulable)
(Note: Adjustable force EN)

EN 1154	4	8	1-4	1	1	4
EN 1154	4	8	2-6	1	1	4
EN 1158	3	8	1-4	1	1	4
EN 1158	3	8	2-6	1	1	4

Elemento 2 - GUÍA
Element 2 - GUIDE

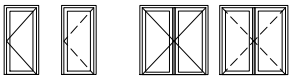

EN1154		351521/2/3	X
	(x)	351525/6/7	X
EN1154, EN1155		351531/2/3	X
	(x)	351535/6/7	X
con Detector Humo/ with smoke detector		351541/2/3	X
EN1154, EN1158		X	351551/2/3
	(x)	X	351555/6/7
EN1154, EN1155, EN1158		X	351561/2/3
	(x)	X	351565/6/7
con Detector Humo (R)/ with smoke detector (R)		X	351571/2/3
con Detector Humo (R)/ with smoke detector (R)	(x)	X	351575/6/7

(1)

(x) Lado opuesto bisagras/
Opposite side to hinges.

(1) SE RECOMIENDA EMPLEAR EL CUERPO DE FUERZA MÍNIMA EN2-6
(1) RECOMMENDED USE THE BODY OF MINIMAL FORCE EN2-6

LADO BISAGRAS/
SIDE OF HINGES

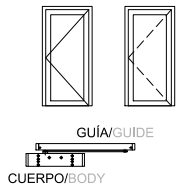

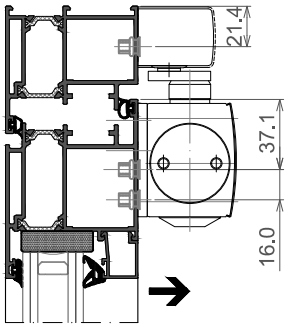

LADO OPUESTO BISAGRAS/OPPOSITE SIDE TO HINGES

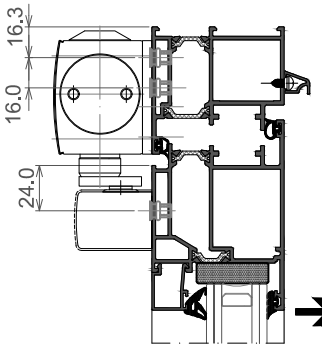

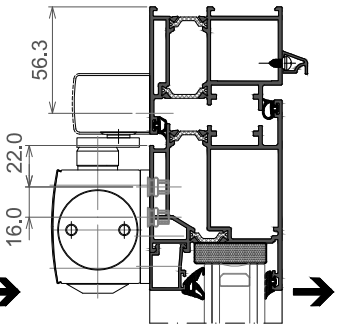

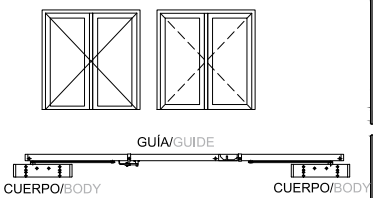

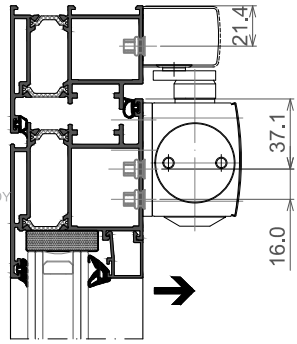

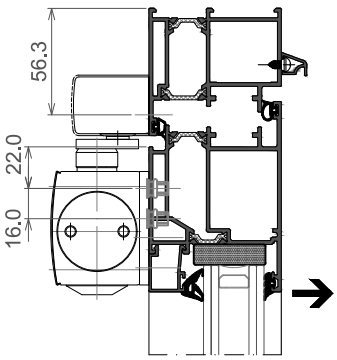

CIERRA-PUERTAS AUTOMÁTICO/AUTOMATIC DOOR CLOSER



FIJACIÓN DEL CUERPO CIERRA-PUERTAS.
- Anclar la placa de fijación a través de tuercas remachables.
- Fijar el cuerpo sobre la placa mediante tornillos M5 en los taladros roscados habilitados en la propia placa de asiento.

FIXING OF THE DOOR CLOSER BODY
-Anchor the mounting plate with rivet washers.
-Fix the body on the plate with M5 screws in the threaded hole enabled in the base plate.

LADO BISAGRAS/
SIDE OF THE HINGES

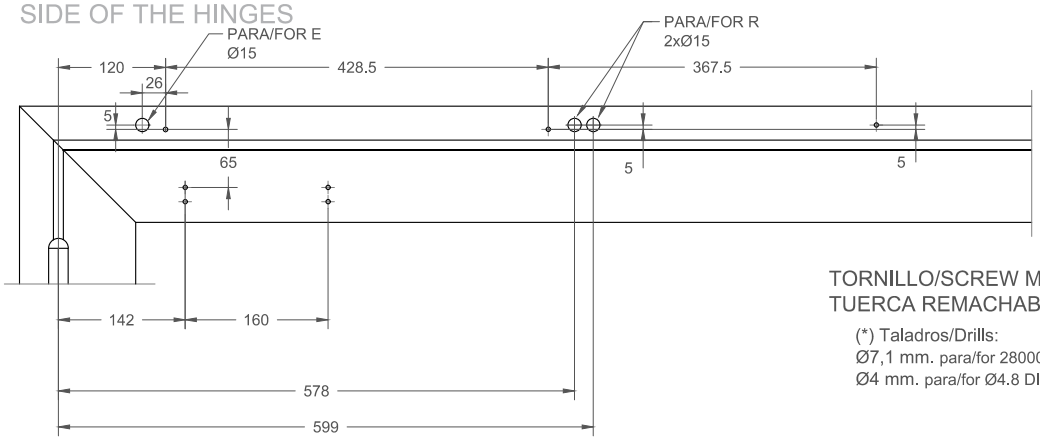

TORNILLO/SCREW M5 (810516)
TUERCA REMACHABLE/RIVET WASHER (280005)

(*) Taladros/Drills:
Ø7,1 mm. para/for 280005+810516.
Ø4 mm. para/for Ø4.8 DIN7982.

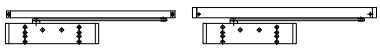

351501/2/3
351511/2/3

EN1154	EN1154-1155	EN1154-1155
351521/2/3	351531/2/3	351541/2/3

OPCIONAL
Retención mecánica

351520

LADO OPUESTO BISAGRAS/OPPOSITE SIDE TO HINGES

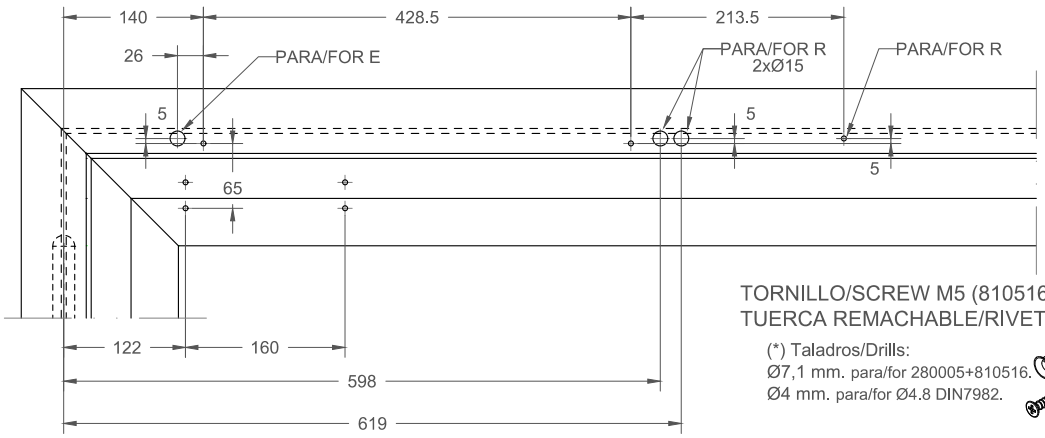

TORNILLO/SCREW M5 (810516)
TUERCA REMACHABLE/RIVET WASHER (280005)

(*) Taladros/Drills:
Ø7,1 mm. para/for 280005+810516.
Ø4 mm. para/for Ø4.8 DIN7982.

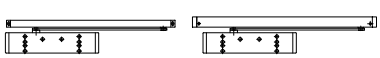

351515/6/7

EN1154	EN1154-1155
351525/6/7	351535/6/7

OPCIONAL
Retención mecánica

351520

CIERRA-PUERTAS AUTOMÁTICO/AUTOMATIC DOOR CLOSER

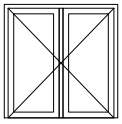

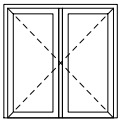

FIJACIÓN DEL CUERPO CIERRA-PUERTAS.
- Anclar la placa de fijación a través de tuercas remachables.
- Fijar el cuerpo sobre la placa mediante tornillos M5 en los taladros roscados habilitados en la propia placa de asiento.

FIXING OF THE DOOR CLOSER BODY
-Anchor the mounting plate with rivet washers.
-Fix the body on the plate with M5 screws in the threaded hole enabled in the base plate.

LADO BISAGRAS/ SIDE OF THE HINGES

Apertura a Izquierdas/Open to left (DIN107)

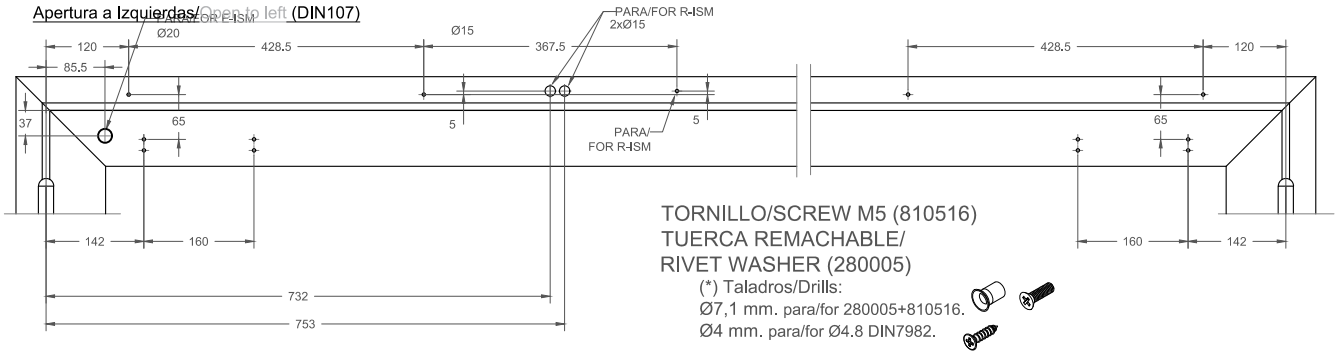

TORNILLO/SCREW M5 (810516)
TUERCA REMACHABLE/
RIVET WASHER (280005)
(*) Taladros/Drills:
Ø7,1 mm. para/for 280005+810516.
Ø4 mm. para/for Ø4.8 DIN7982.

Apertura a Derechas/Open to right (DIN107)

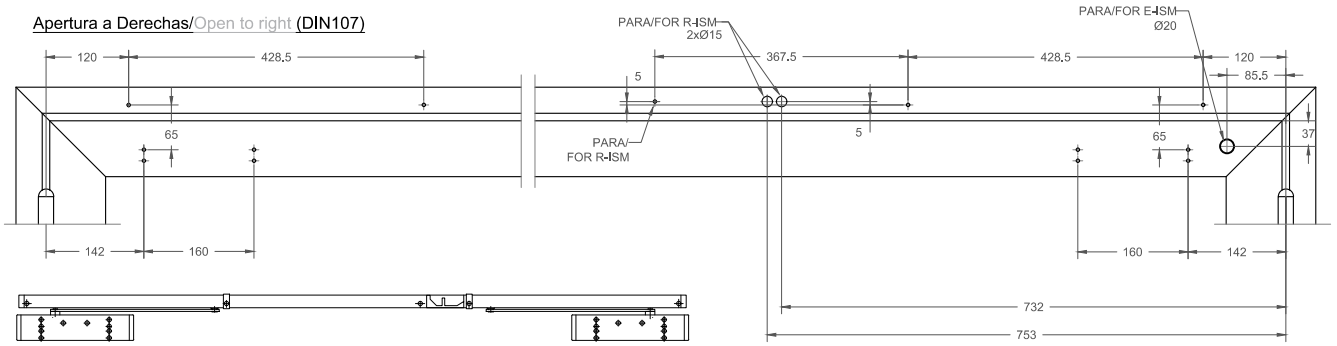

351501/2/3
351511/2/3

EN1158	EN1158-1155	EN1158-1155
351551/2/3	351561/2/3	351571/2/3

OPCIONAL
Retención mecánica

351550

LADO OPUESTO BISAGRAS/OPPOSITE SIDE TO HINGES

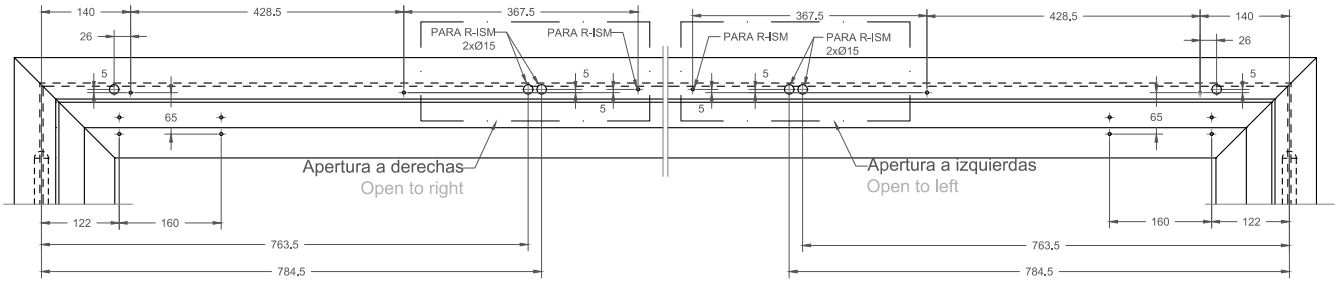

TORNILLO/SCREW M5 (810516)
TUERCA REMACHABLE/
RIVET WASHER (280005)
(*) Taladros/Drills:
Ø7,1 mm. para/for 280005+810516.
Ø4 mm. para/for Ø4.8 DIN7982.



351515/6/7

EN1158	EN1158-1155	EN1158-1155
351555/6/7	351565/6/7	351575/6/7

OPCIONAL
Retención mecánica

351550

CIERRA-PUERTAS OCULTO/CONCEALED DOOR CLOSER

GEZE

EN 1154 | 3 | 8 | 2-4 | 1 | 1 | 4

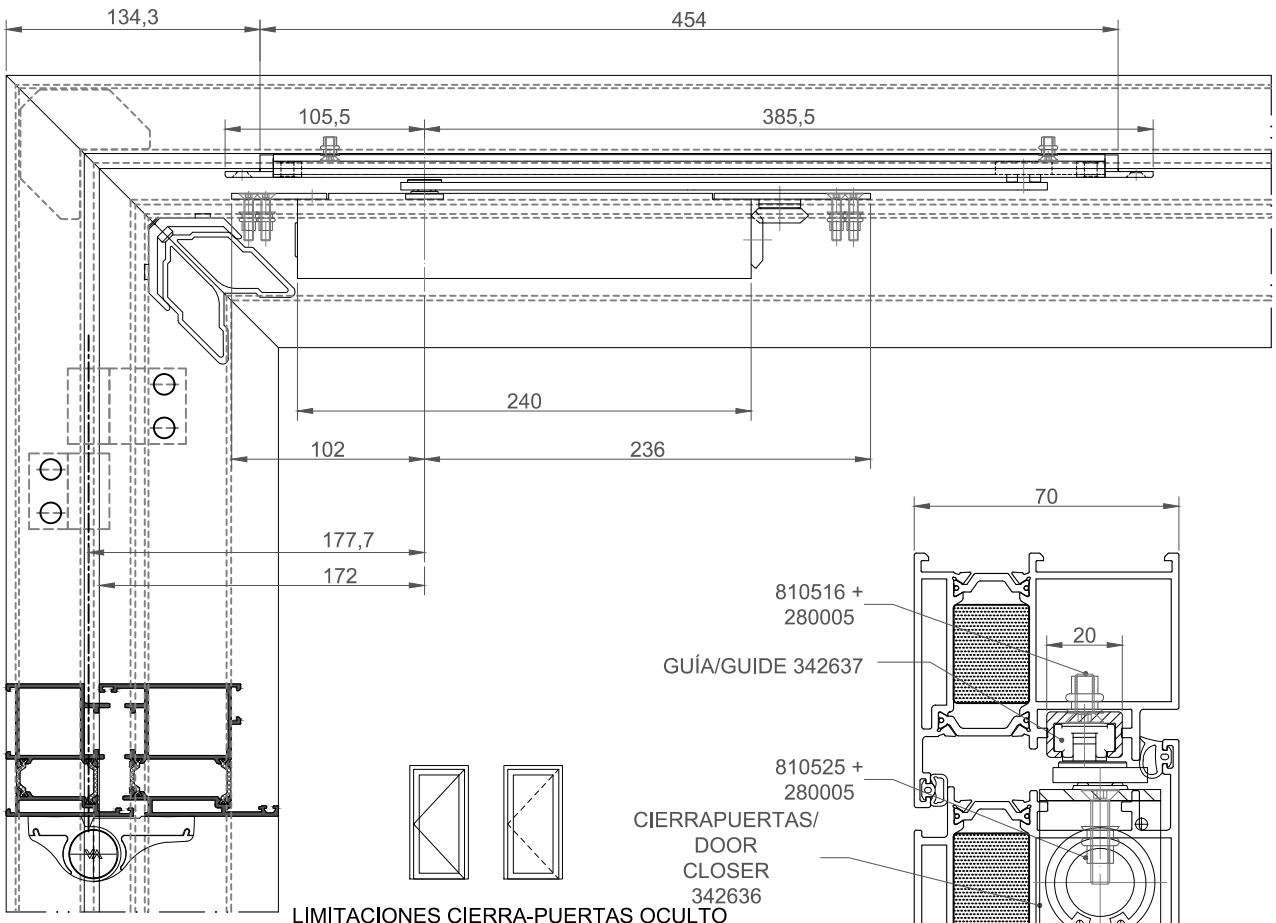

LIMITACIONES CIERRA-PUERTAS OCULTO

Máx. Peso admisible = 130 kg/hoja.
Máx. Apertura Hoja = 120º
Máx. Longitud Hoja = 1.100 mm.

CONCEALED DOOR CLOSER LIMITATIONS

Max. Allowable Weight = 130 kg/sash.
Max. Sash Opening = 120º
Max. Sash Length = 1.100 mm.

Nota:
Opción de retención mecánica en guía (342638) y/o tope de apertura (342639).
Note:
Option of mechanic retention in guide (342638) and/or opening end plate (342639).

INSTRUCCIONES DE MONTAJE:
Preparativos de montaje:
-Preparar la hoja y el marco según la figura de medidas.
-En ejecución con dispositivos de retención electromecánica, tender la alimentación de la central detectora de humos.
1-Quitar la tapa final. Colocar la guía deslizante en la entalladura y atornillar.
2- Conectar el cable.
3- Colocar el cierra-puertas en la hoja y fijar.
4- Cerrar la válvula 120º-0º. Colocar brazo de cierre. Asegurar que la posición del cuadro del brazo es la correcta. Sólo así se garantiza un funcionamiento perfecto del cierra-puertas. Gira el brazo aproximadamente 30º.
5- Quitar el brazo y montarlo desplazado en 90º
6- Unir el brazo con el cierra-puertas y la pieza deslizante.
7- Ajustar la velocidad de cierre.
8- Ajustar el golpe final.
9- Ajustar el punto de retención.
Aplicar tensión (24V, c.c) Abrir hoja y encastrarla. Aflojar tornillo. Abrir hoja hasta ángulo de retención deseado y sujetarla. Apretar el tornillo.
La puerta puede abrirse como máximo hasta el punto seleccionado de retención, poner un tope en esta posición.
10- Ajuste fuerza de desembrague. Ajustar la fuerza de desembrague según el ancho de la puerta y el tamaño del cierra puertas seleccionado. Según EN 115, el momento de desembrague debe estar entre 40÷120 Nm con un ángulo de apertura de 90º. Si se ajusta la fuerza demasiado alta, pueden deteriorarse las bisagras y los elementos de fijación del sistema de cierra-puertas.
Verificación del funcionamiento:
Abrir y fijas las hojas. Desconectar la corriente-el dispositivo de retención debe dispararse.

ASSEMBLY INSTRUCTIONS:
Assembly preparations:
-Prepare sash and frame according to figure of measures.
-In execution with electromechanic retention devices, set up the power of the smoke detector central.
1- Remove the end plate. Fit the guide in the groove and screw.
2- Connect the wire.
3- Place the door closer on the sash and fix.
4- Close the valve 120º-0º. Fit locking arm. Ensure the position of the arm is correct. Only this way we can guarantee a perfect funtioning of the door closer. Turn the arm approx.30º.
5- Remove the arm and assemble it displaced at 90º
6- Join the arm with the door closer and the sliding piece.
7- Adjust closing speed.
8- Adjust final stroke.
9- Adjust retention point.
Apply power (24V, c.c) Open sash and embed. Loosen screw. Open sash until it reaches the retention angle we are looking for and attach.Tighten screw.
The door can open up to the selected retention point, place an end plate in this position.
10- Adjust release strength. Adjust release strength according to the width of the door and the size of the chosen door closer. According to EN 115, the moment of release must be between 40÷120 Nm with an opening angle of 90º. If the strength is adjusted too high, the hinges and fixation elements of the door closer system might deteriorate.
Verifying the correct functioning:
Open and fix the sashes. Disconnect the power-the retention device must turn on.

CIERRA-PUERTAS OCULTO-MECANIZADOS/CONCEALED DOOR CLOSER-MACHININGS

GEZE

MECANIZADOS MARCO/FRAME MACHININGS

COR-7680

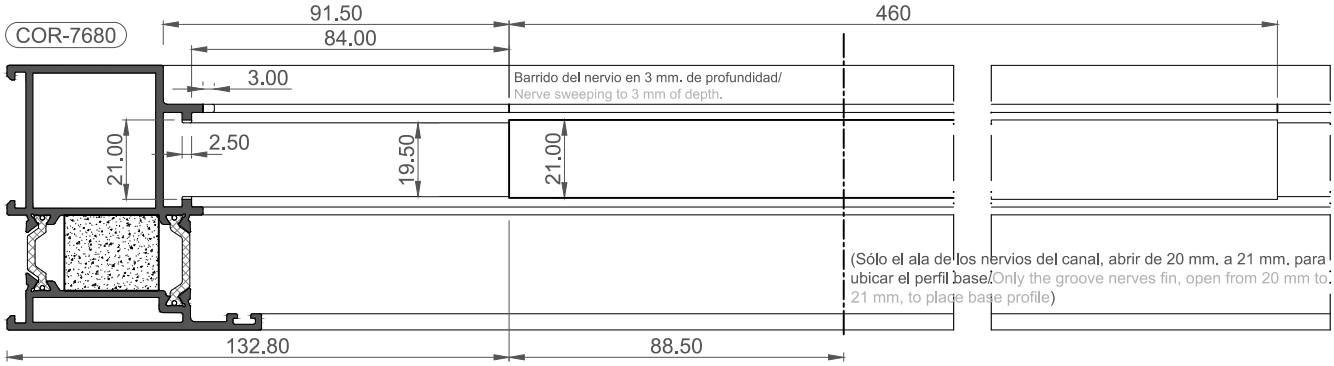

COR-8680

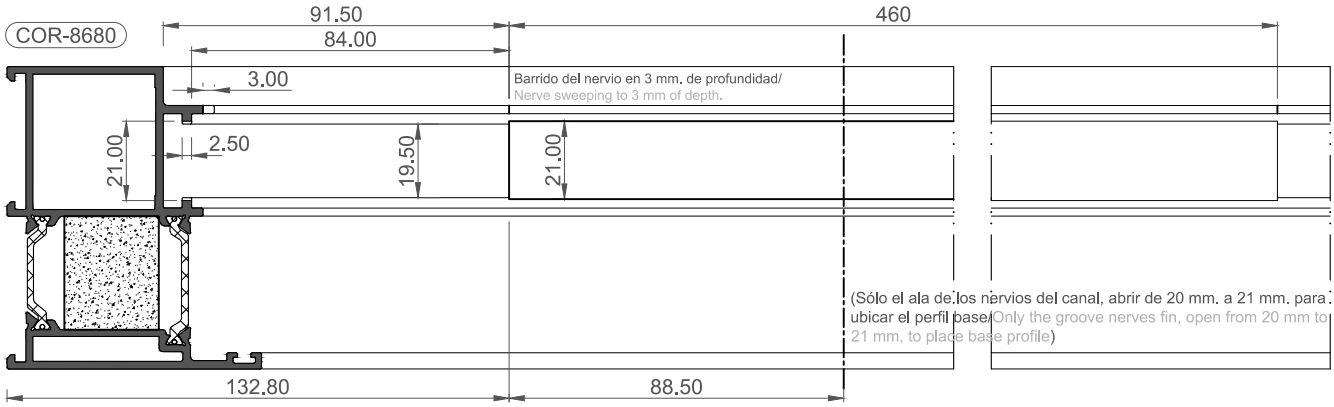

MECANIZADOS HOJA/SASH MACHININGS

COR-7685

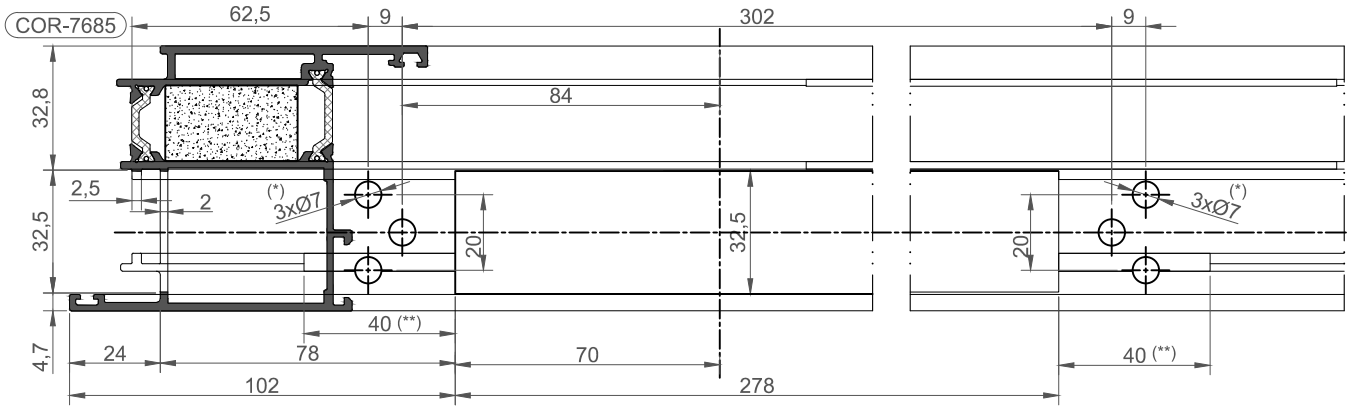

COR-8685

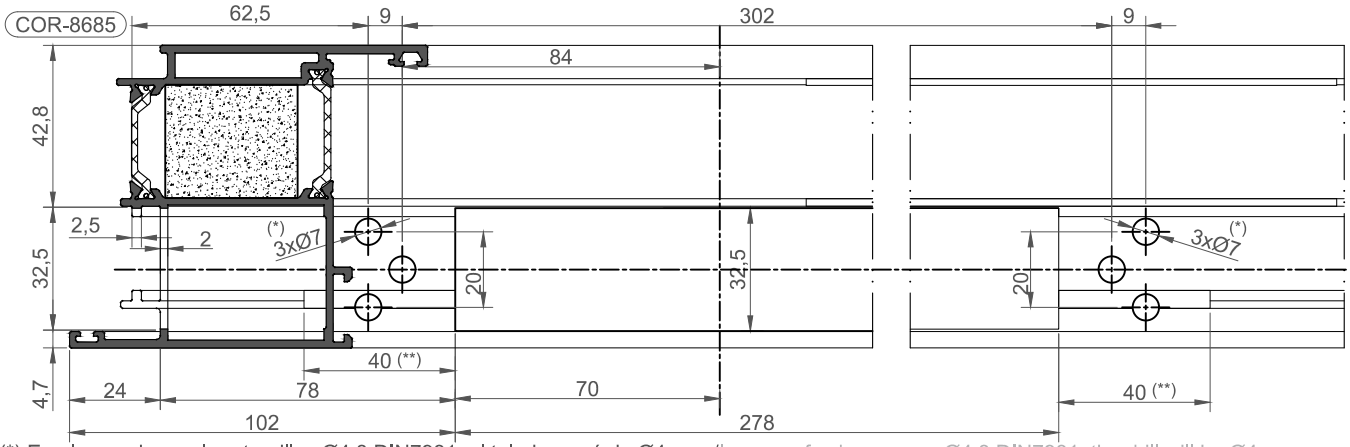

(*) En el caso de emplear tornillos Ø4.8 DIN7981, el taladro será de Ø4 mm./In case of using screws Ø4.8 DIN7981, the drill will be Ø4 mm.
(**) Barrido solo del aleta del nervio para asentar la placa del cuerpo del cierrapuertas./Sweeping only the fin of the nerve to settle the base plate of the body of the door closer.

VIERTEAGUAS SUPERIOR PUERTA (APERTURA EXTERIOR)/
DOOR TOP DRAIN GUTTER (OUWARDS OPENING)

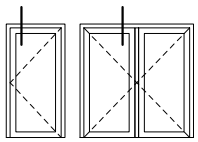

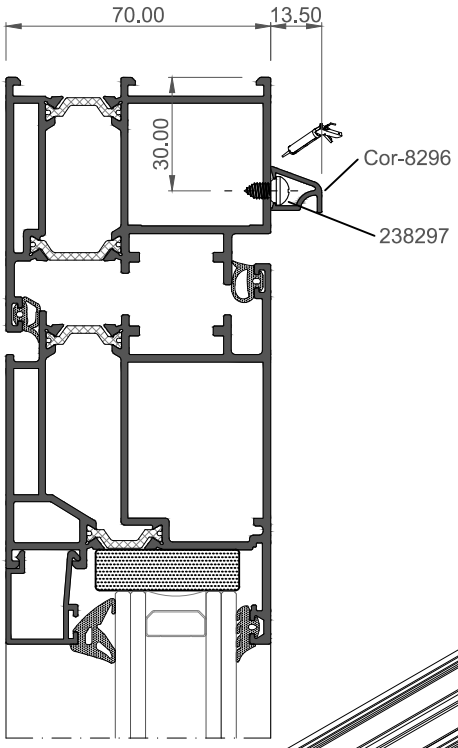

1. - Taladrado Ø 3,5 mm.
2. - Colocación del tornillo (ref.: 238297)
3. - Clipado del goterón (Cor-8296)
4. - Colocación juego tapas goterón (ref.: 258206)
1. - Drill Ø 3,5 mm.
2. - Fitting the screw (ref.: 238297)
3. - Clipping the raindrop (Cor-8296)
4. - Fitting raindrop end plates set (ref.: 258206)

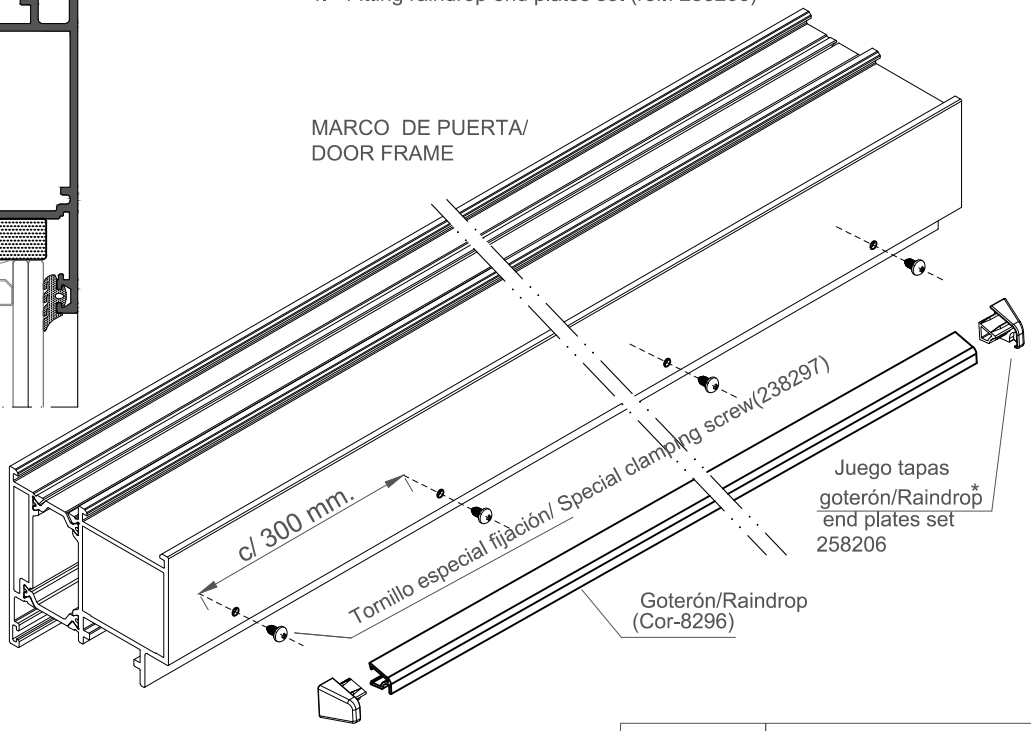

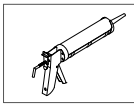

Sellado ingletes con mastic neutro sin disolventes/Mitre area sealing with mastic neutro without solvents.

PUERTAS BATIENTES AUTOMÁTICAS

AUTOMATIC SWING DOORS

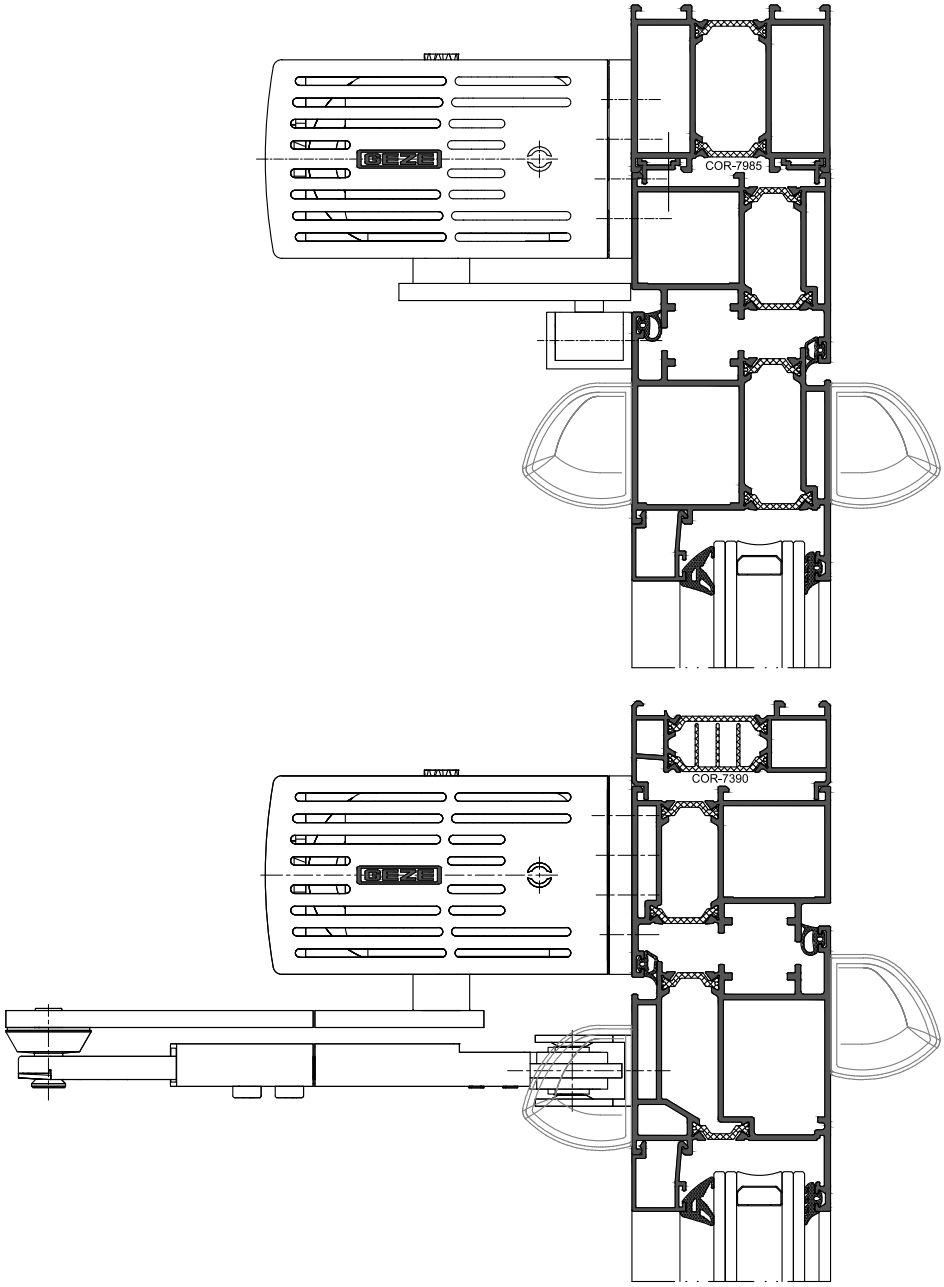

LIMITACIONES PUERTA BATIENTE AUTOMÁTICA/AUTOMATIC SWING DOOR LIMITATIONS

	Lh (mm.) mín-máx	Hh (mm.) mín-máx	Apertura máx./Max. opening	Ph máx. (kg/hoja)/ Max. Ph (kg/sash)
Modelos/Models, 337620/21 /25/26	750÷850	––	115º	180
	1400	2600		
Modelos Ⓕ /Models Ⓕ, 337630/31 /35/36 (Fuerza EN 3-6/Strength at 3-6)	750÷850	––	115º	220
	1400	2600		

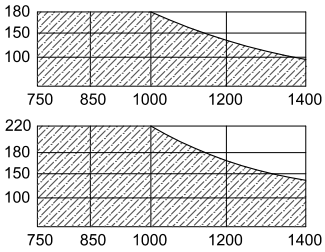

Nota:
Se recomienda el uso del modelo tipo Ⓕ en puertas exteriores con apertura hacia el exterior, para vencer la carga del viento reinante en el exterior y facilitar la maniobra de apertura.
Note:
The use of model Ⓕ is recommended for exterior doors with outwards opening, to overcome the windload and make the opening easier.

Actuadores

Actuadores con protección tipo IP20 y alimentación a 230V CA - 50/60 Hz. Consumo de 230W.
Tensión para periféricos = 24V CC - 1200 mA. Rango de temperaturas: -10ºC +50ºC.
* El actuador ante fallo de corriente siempre puede maniobrarse de manera manual (por llave y manilla). La versión Ⓕ incorporara un cierrapuertas EN 3-6, que permite el cierre de la hoja.

Funciones. 1. Automático: La puerta se abre por la activación que reciba (llave, pulsador o rádar).
2. Posición Noche: Servicio desconectado. La puerta permite apertura y cierre manual.
3. Abierta permanentemente: Hoja en posición abierta. Los periféricos quedan desactivados.

Actuators

Actuators with protection type IP20 and power supply of 230V CA - 50/60 Hz. Consumption of 230W.
Voltage for peripherals = 24V CC - 1200 mA. Temperature range: -10ºC +50ºC.
* In case of power failure, the actuator can always be used manually (by switch and handle). The version Ⓕ includes a door closer EN 3-6, which allows the closure of the sash.

Functions. 1. Automatic: The door opens by activating the switch, button or radar.
2. Night position: Service disconnected. The door allows manual opening and closing.
3. Permanently open: Sash in open position. The peripherals remain disabled.

Actuador en Apertura Interior (lado bisagras)/
Actuators Inside opening (hinges side)
Lh > 850 mm.

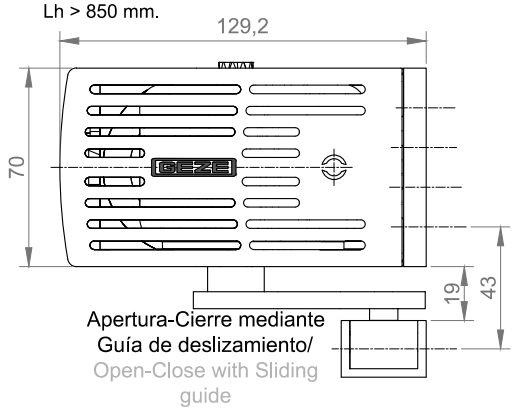

Apertura-Cierre mediante Guía de deslizamiento/
Open-Close with Sliding guide

Actuador en Apertura Exterior (lado opuesto bisagras)/
Actuators Outside opening (oppsoite hinges side)
Lh > 750 mm.

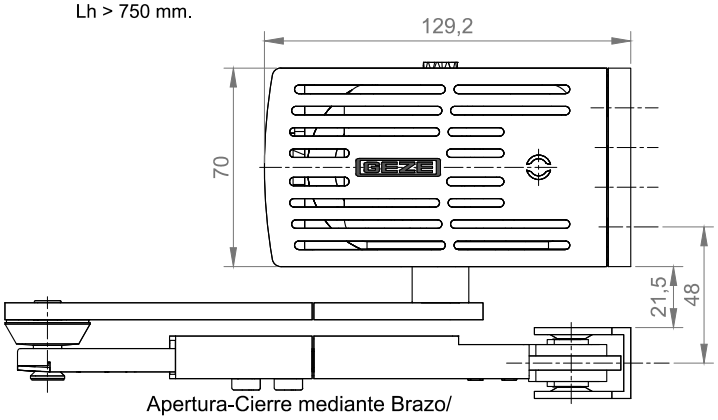

Apertura-Cierre mediante Brazo/
Open-Close with Arm

Disposición de las Bisagras en la hoja (3 ó 4 uds.)/Hinges location on sash (3 or 4 units)

Empleo de bisagras de 3 cuerpos/
Using 3 body hinges.

Con 3 Bisagras/With 3 hinges
(Ref.: 300932/31)

EN 1935:2002
4 7 7 1 1 4 1 14
SKG

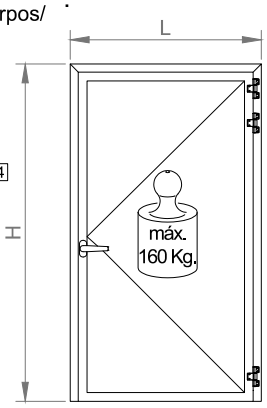

Con 4 Bisagras/
With 4 hinges
(Ref.: 300932/31)

EN 1935:2002
4 7 7 1 1 4 1 14
SKG

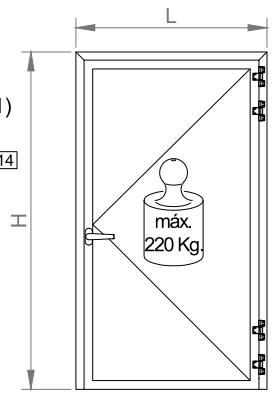

Nota importante:
Calcular peso de trabajo de la hoja según EN1935.
Important note:
Calculate working weight of sash in accordance to EN1935

PUERTA MILLENNIUM PLUS
Herraje de Puerta batiente automática

MILLENNIUM PLUS DOOR
Automatic swing doors hardware

HERRAJE PUERTA AUTOMÁTICA/AUTOMATIC DOOR HARDWARE

ACTUADOR SOLO EN HOJA PRINCIPAL/ACTUATOR ONLY IN MAIN SASH.

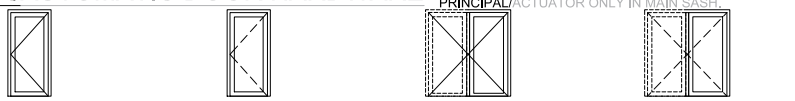

	ACCESO Controlado/ ACCESS Controlled	ACCESO por Rádar/ ACCESS by Radar	ACCESO Controlado/ ACCESS Controlled	ACCESO por Rádar/ ACCESS by Radar	ACCESO Controlado/ ACCESS Controlled	ACCESO por Rádar/ ACCESS by Radar	ACCESO Controlado/ ACCESS Controlled	ACCESO por Rádar/ ACCESS by Radar
301050	1	1	1	1	1	1	1	1
301060/61 (D/I)	1	1	1	1	1	1	1	1
331062 (24V)	1	1	1	1	1	1	1	1
301063	1	1	1	1	1	1	1	1
308302/01	1	1	1	1	1	1	1	1
303655/56 M.P.70 / 363655/56 M.P.80	1	1	1	1	1	1	1	1
321811/12 (*)	2	2	2	2	2	2	2	2
301007	X	X	X	X	1	1	1	1
301006	X	X	X	X	1	1	1	1
301005	X	X	X	X	1	1	1	1
240287	X	X	X	X	1	1	1	1
GUÍA 337620/21 / 337630/31 Ⓕ	1	1	X	X	1	1	X	X
BRAZO 337625/26 / 337635/36 Ⓕ	X	X	1	1	X	X	1	1
337640	1	1	1	1	1	1	1	1
322653 (1)	1	X	1	X	1	X	1	X
322651/52 (1)	1	X	1	X	1	X	1	X
322662	X	2	X	2	X	2	X	2
337662/63 (L = 310) / 337664/65 (L = 900) / 337666/67 (L = 1400)	X	2 (opc.)	X	2 (opc.)	X	2 (opc.)	X	2 (opc.)

(*) Posibilidad de uso de protector de cilindro por el exterior (ref. 321010). En su caso se elimina el bocallaves exterior.
(*) Posibilidad de uso de protector de cilindro por el exterior (ref. 321010). En su caso se elimina el bocallaves exterior.



(**) Para más acabados ver tabla en accesorios. (**) Para más acabados ver tabla en accesorios.

(1) OPCIONES ALTERNATIVAS ó complementarias/ALTERNATIVE OPTIONS o complementary.

Teclado numérico (ref.: 322655), Pulsador de emergencia (ref.: 322654), Pulsador de codo (ref.: 337653), Receptor de señal de radio (ref.: 322670), y Emisor de señal de radio (ref.: 322671)/Keypad (ref.: 322655), Emergency button (ref.: 322654), Elbow push-button (ref.: 337653), Radio signal receiver (ref.: 322670) and Radio signal transmitter (ref.: 322671).

NOTAS/NOTES:

MUY IMPORTANTE! El actuador solo trabaja con cerraduras electrónicas o con portero eléctrico.

- Caso de disponer de bombillo o cilindro de bloqueo en cerraduras con portero eléctrico, al bloquear el cierre con la llave, el actuador queda inutilizado.
- Por el exterior se dispone de un pomo (ref.: 321271/72) o de un tirador (ref.: 318014/24/34/44/54).
- El eje de la manilla se sitúa a 1.050 mm. sobre el frente de la hoja. A 1.056÷1.059 mm. desde suelo, cota ± 0,00, según la tipología de remate inferior de hoja que se emplee.
- Para bajar la posición en altura del pasador de palanca superior de la hoja pasiva, emplear la pletina con ref.: 301008.

VERY IMPORTANT! The actuator only works with electronic locks or with intercom

- In case of having a key hole or a locking cylinder in locks with intercom, when locking with the key, the actuator becomes disabled.
- On the outside there is a knob (ref.: 321271/72) or a handle (ref.: 318014/24/34/44/54).
- The axis of the handle is placed at 1.050 mm. over the front of the sash. At 1.056÷1.059 mm. from the floor, level ± 0,00, according to the finishing typology of the bottom of the sash that has been used.
- In order to lower the position in height of the top locking lever of the passive sash, use plate with ref.: 301008.



OPCIÓN PUESTA EN MARCHA por Servicio Técnico de GEZE.
España (ref.: 322610) y Europe-UE (ref.: 322611).
Comprende: Verificación de parámetros, supervisión zonas de seguridad, revisión, formación de funcionamiento, ...

START UP OPTION by GEZE Technical Service.
Spain (ref.: 322610) and Europe-EU (ref.: 322611).
Contains: Verification of parameters, security areas supervision, revision, operational training...

FORMULARIO COMPLEMENTARIO PARA PEDIDOS (REF.: 322610/11)

COMPLETED FORM FOR PURCHASE ORDERS (REF.: 322610/11)

SERVICIO GEZE DE PUESTA EN MARCHA/GEZE START UP SERVICE

Slimdrive EMD

FECHA DE PEDIDO/ORDER DATE	
NÚMERO DE PEDIDO/ORDER NUMBER	

DATOS INSTALADOR/FABRICANTE/INSTALLER MANUFACTURER DETAILS

EMPRESA INSTALADORA/INSTALLATION COMPANY	
DIRECCIÓN/ADDRESS	
CIUDAD/CITY	
PAIS/COUNTRY	

PERSONA DE CONTACTO/CONTACT PERSON	
NÚMERO TELÉFONO/PHONE NUMBER	
CORREO ELECTRÓNICO/EMAIL	

DATOS DE LA OBRA/SITE INFORMATION

SITUACIÓN DE LA OBRA/SITE LOCATION	
CIUDAD/CITY	
PAIS/COUNTRY	
PERSONA DE CONTACTO/CONTACT PERSON	
NÚMERO TELÉFONO/PHONE NUMBER	

Número de Puertas con mecanismo SlimDrive EMD/ Number of Doors with mechanism SlimDrive EMD	uds./units

CONTRATO PUESTA EN MARCHA/ START UP CONTRACT	CORTIZO ESPAÑA 322610	CORTIZO EUROPE 322611
HORARIO PUESTA EN MARCHA/START UP TIMETABLE		
FECHA (Previsión de terminación de la obra)/ DATE (Forecast of project completion)		



Notas:
SERVICIO OPCIONAL.
* Se contratan tantos servicios como puertas que monten el SlimDrive EMD.
* El Servicio por unidad de puerta comprende:
Verificación de parámetros, supervisión zonas de seguridad, revisión, formación de funcionamiento, ...

Notes:
OPTIONAL SERVICE.
* You hire as many services as doors have SlimDrive EMD.
* The Service per unit of doors comprises:
Verification of parameters, security areas supervision, revision, operational training...

SECCIONES PRINCIPALES
MAIN SECTIONS
1:2

APERTURA INTERIOR
Actuador en lado bisagras.
INWARDS OPENING
Actuator on the side of the hinges.

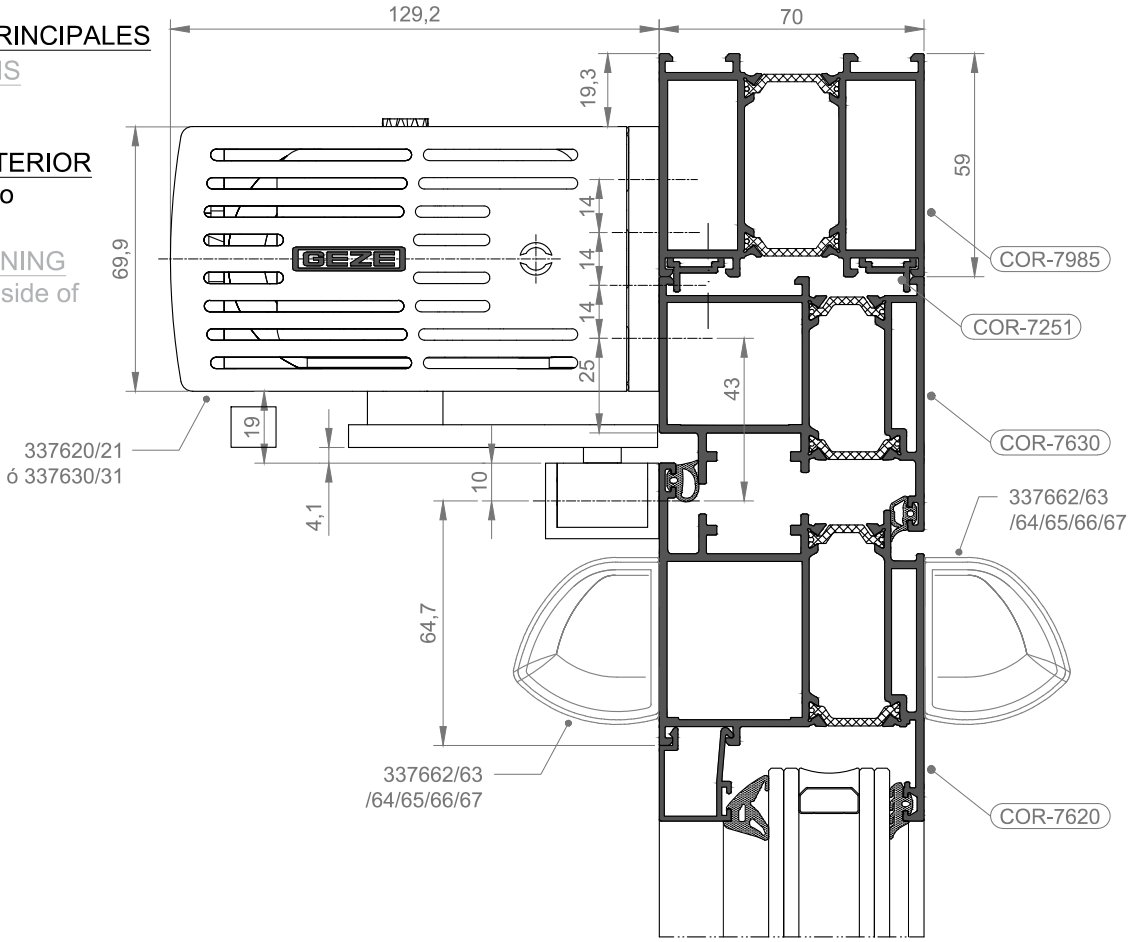

APERTURA EXTERIOR
Actuador en lado opuesto a bisagras.
OUTWARDS OPENING
Actuator opposite to the hinges.

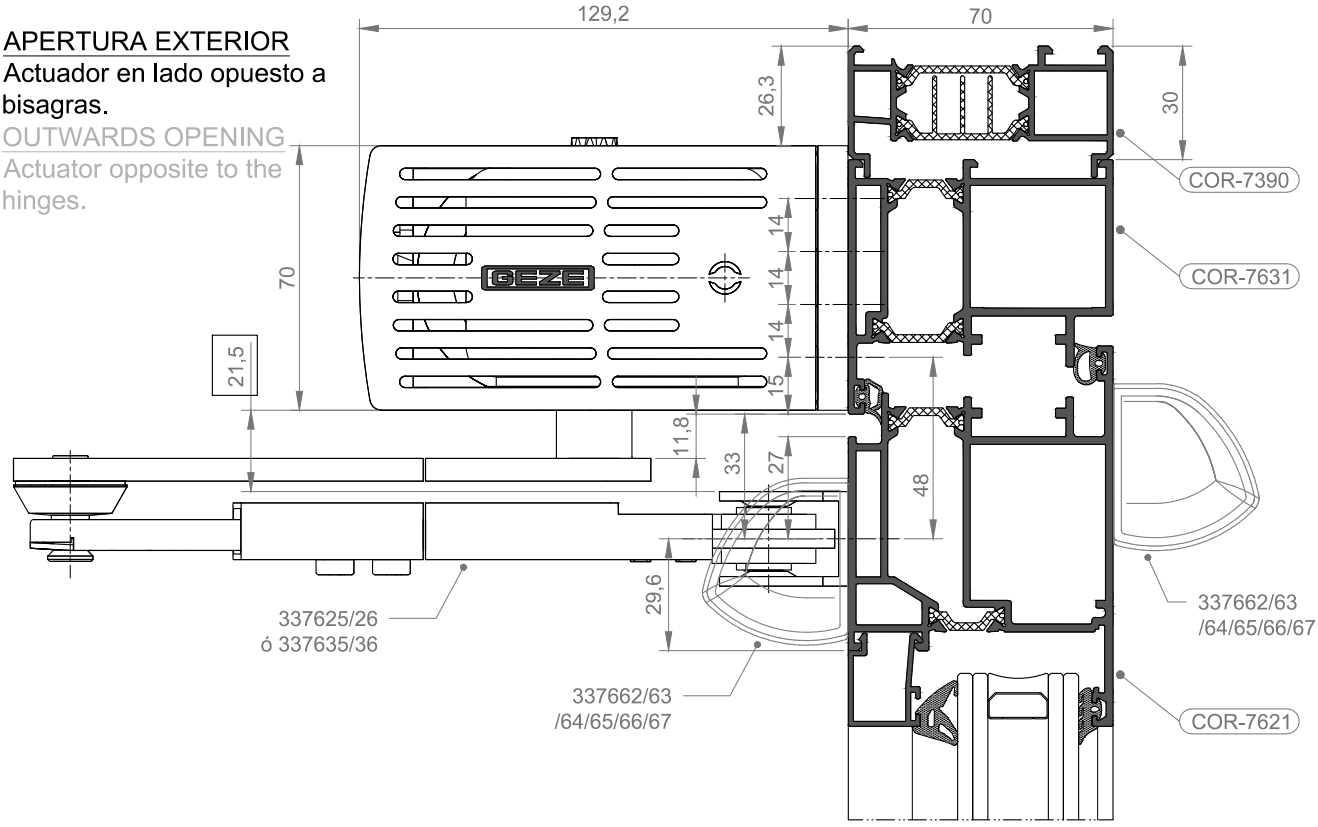

SECCIONES PRINCIPALES
MAIN SECTIONS

Actuador en Apertura Interior (lado bisagras)/Actuator in Inwards Opening (in the side of the hinges).

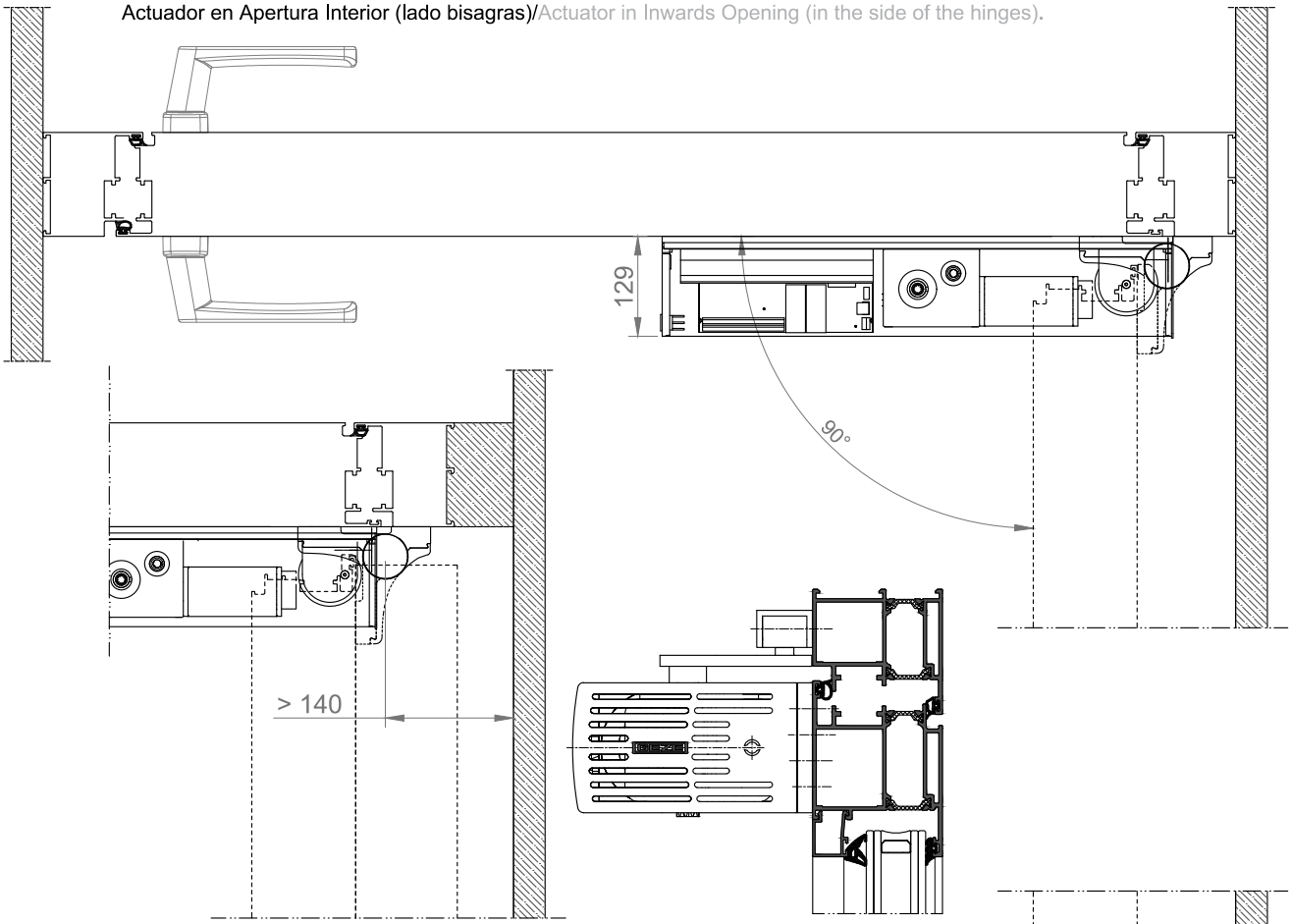

En el caso de disponer el actuador fijado sobre la hoja y la guía sobre el marco, deberá preverse espacio lateral suficiente respecto de la hoja en la posición de apertura.
In case of having fixed the actuator above the sash and the guide above the frame, there must be enough lateral space left regarding the sash in open position.

Actuador en Apertura Exterior (lado opuesto a bisagras)/
Actuator in Outwards Opening (opposite to the hinges).

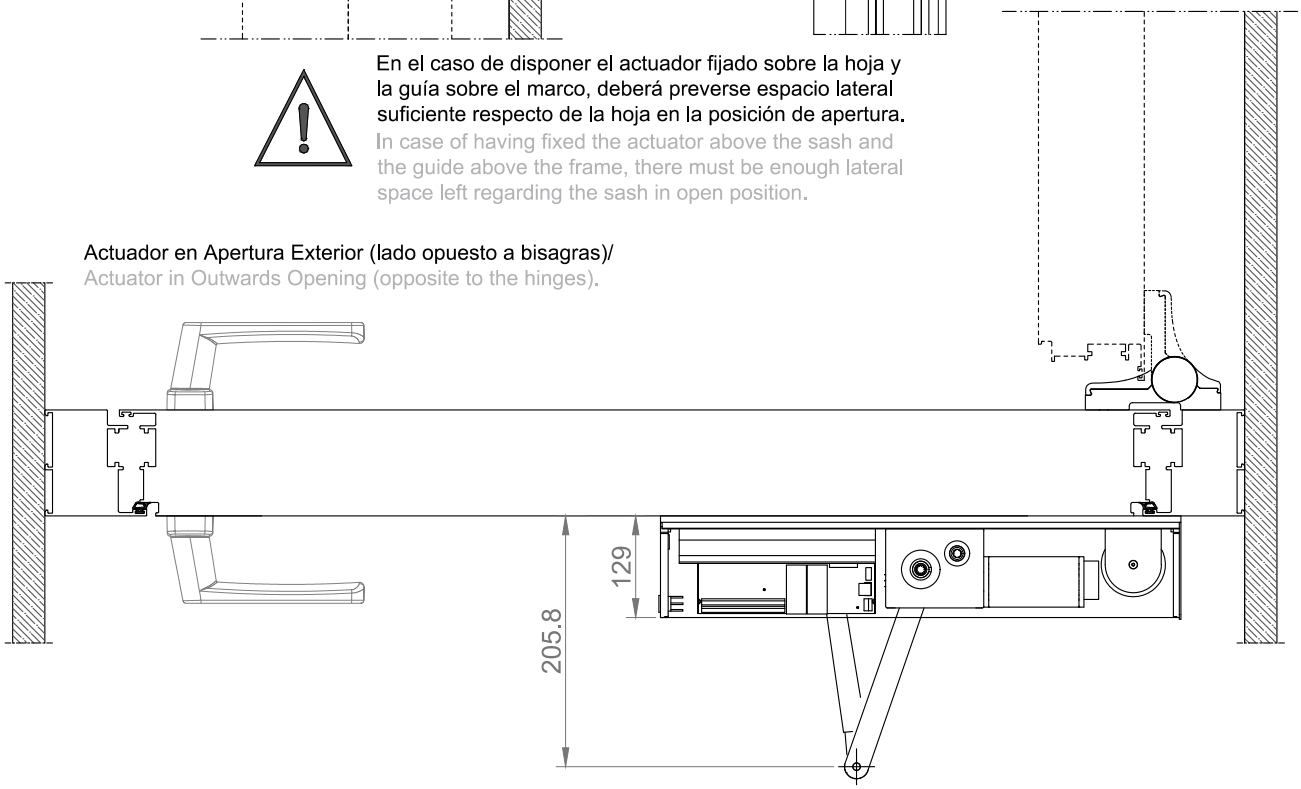

MECANIZADOS EN MARCO Y HOJA - VERSIÓN GUÍA (APERTURA INTERIOR)

PREPARATION OF FRAME AND SASH - GUIDE VERSION (INWARDS OPENING)

1:5

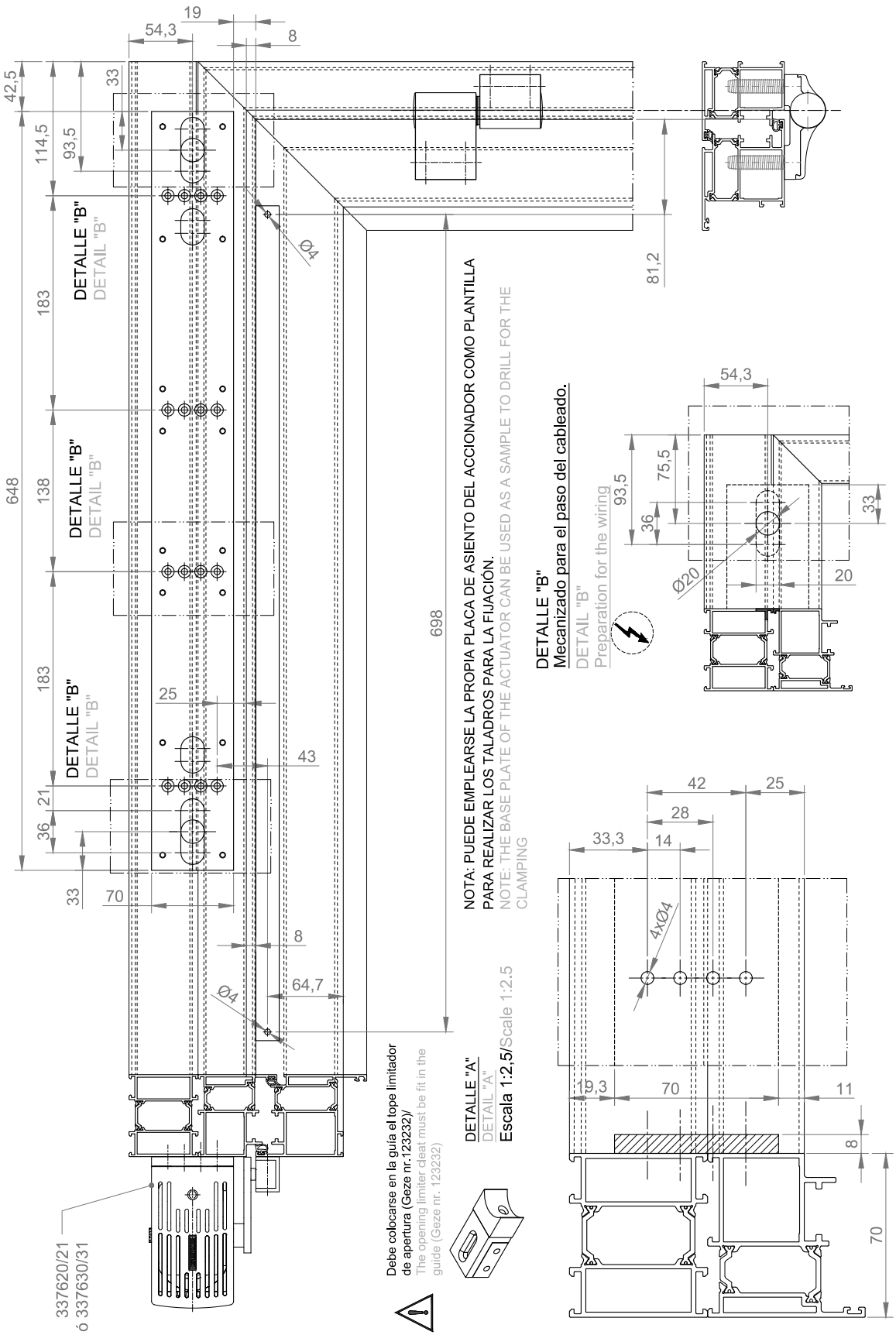

MECANIZADOS EN MARCO Y HOJA - VERSIÓN BRAZO (APERTURA EXTERIOR)

PREPARATION OF FRAME AND SASH - GUIDE VERSION (OUTWARDS OPENING)

1:5

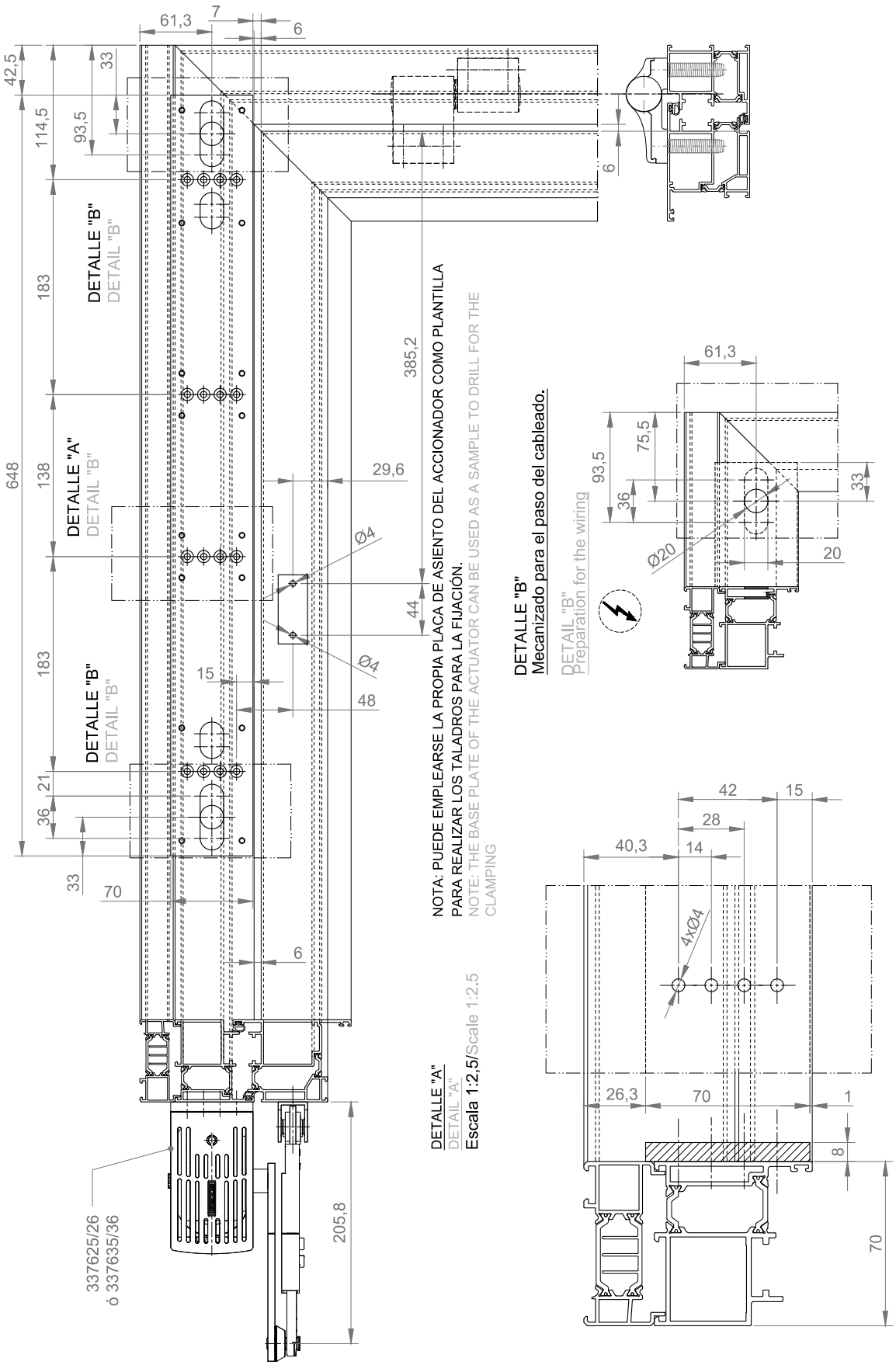

MONTAJE Y CONEXIONES/ASSEMBLY AND CONNECTIONS

Posicionamiento de los detectores de movimiento
Positioning of the motion sensors

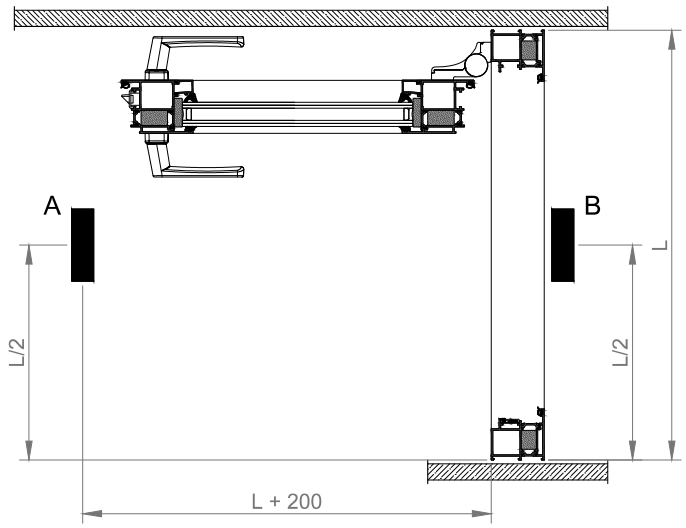

A: Emisor de contacto interior ó lado bisagras.
A: Interior contact transmitter or side of the hinges.
B: Emisor de contacto exterior ó lado opuesto a bisagras.
B: Exterior contact transmitter or opposite side to hinges.

Posición de la caja de conexión
Positioning of the connection box

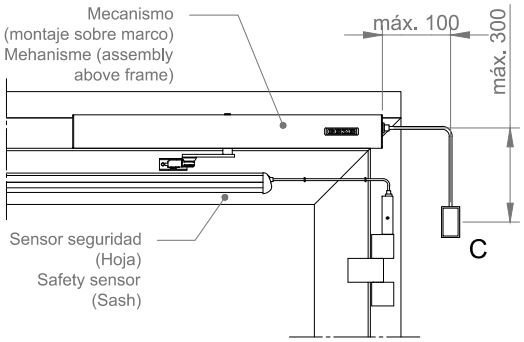

C: Caja de conexión de tensión de red.
C: Connection box of mains voltage.

Desconecte la alimentación eléctrica antes de conectar o desconectar cualquier componente.
Switch off the power supply before connecting or disconnecting any component.

Conexión de Periféricos
Connection of Peripherals

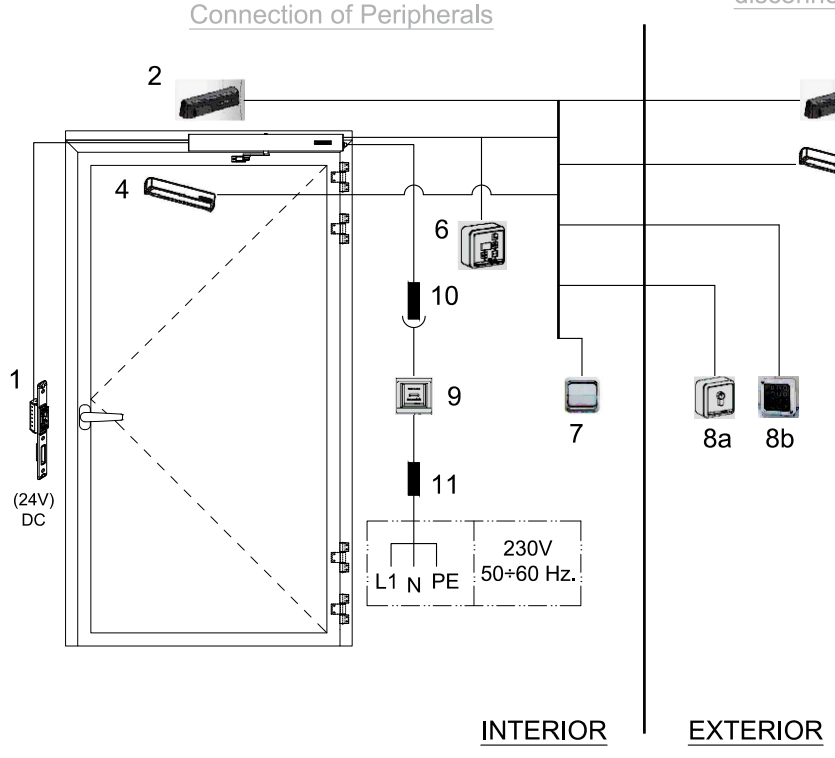

Periféricos/
Peripherals
24V CC

Leyenda/Legend.

1	Electro-cerrojo/Electo-lock.
2	Radar interior/Interior radar. (*)
3	Radar exterior/Exterior radar. (*)
4	Sensor seguridad -en la hoja-/ Safety sensor -in the sash-. (**)
5	Sensor seguridad -en la hoja-/ Safety sensor -in the sash-. (**)
6	Display programación/ Programming display
7	Pulsador de pared/ Wall button. (*)
8a	Llave acceso exterior/ Exterior access switch. (*)
8b	Teclado numérico/ Keypad. (*)
9	Pulsador emergencia/ Emergency button. (**)
10	Clavija de 2 polos y protección a tierra/ 2 poles plug and earth protection.
11	Fusibles 10A/10A Fuse.

(*) Según versión con acceso controlado ó no controlado (radares)/Depending on controlled or not controlled version (radars)..
(**) Opcional/Optional.
Los sensores recomendados por seguridad en la maniobra de apertura y/o cierre de las hojas/The recommended sensors for security in the opening and/or closing of the sashes.

Nota:
Posibilidad de incorporar sistema de detección de humos.

Note:
Possibility of incorporating a smoke detection system.

PUERTA MILLENNIUM PLUS
MILLENNIUM PLUS DOOR

8. DETALLES DE FABRICACIÓN
8. FABRICATION DETAILS

IMPORTANTE

ALUMINIOS CORTIZO S.A.U. se reserva el derecho de modificar o eliminar cualquiera de sus perfiles, accesorios o juntas del sistema sin previo aviso.

ALUMINIOS CORTIZO S.A.U. no se hace responsable de las posibles erratas tipográficas de este catálogo y recomienda encarecidamente al cliente que, antes de la formalización de cualquier pedido, verifique que las referencias aparecidas en el mismo son las correctas.

IMPORTANT

ALUMINIOS CORTIZO S.A.U. reserves the right to modify or remove any of its system profiles, accessories or gaskets without prior notification.

ALUMINIOS CORTIZO S.A.U. will not be responsible for any possible typographical errors in this catalogue and strongly recommends to the client that, before formalising any order, to check that the references that appear in this catalogue are correct.

ENCUENTRO MARCO PARA FIJOS
FIXED FRAME JOINT PROFILES

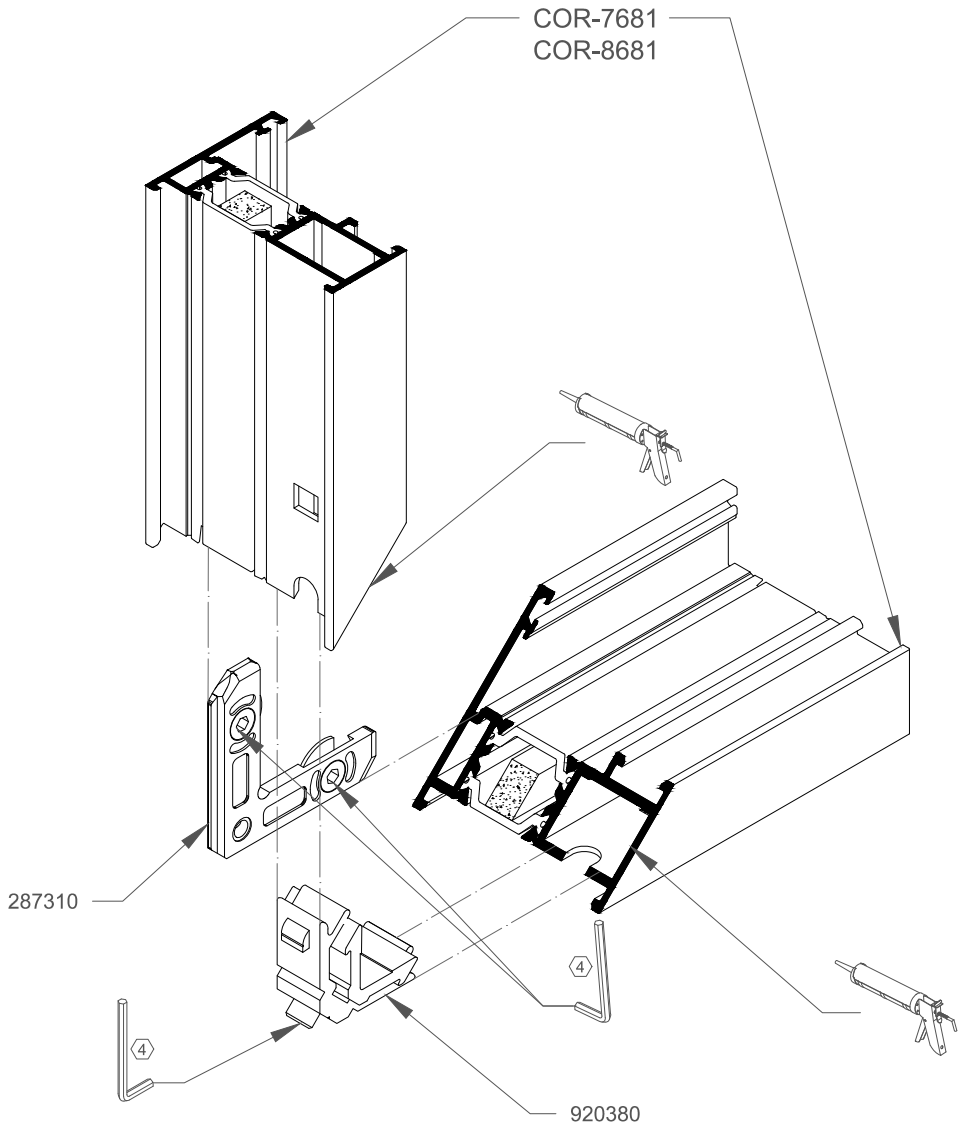

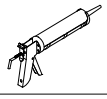	Sellado ingletes con mastic neutro sin disolventes Mitre area sealing with neutral mastic without solvents.
	Mecanizados del perfil. TROQUEL Ref.: 307899 Profile machinings. Punch tool Ref.: 307899

ENCUENTRO MARCO PARA FIJOS ALTO
HIGHT FIXED FRAME JOINT PROFILES

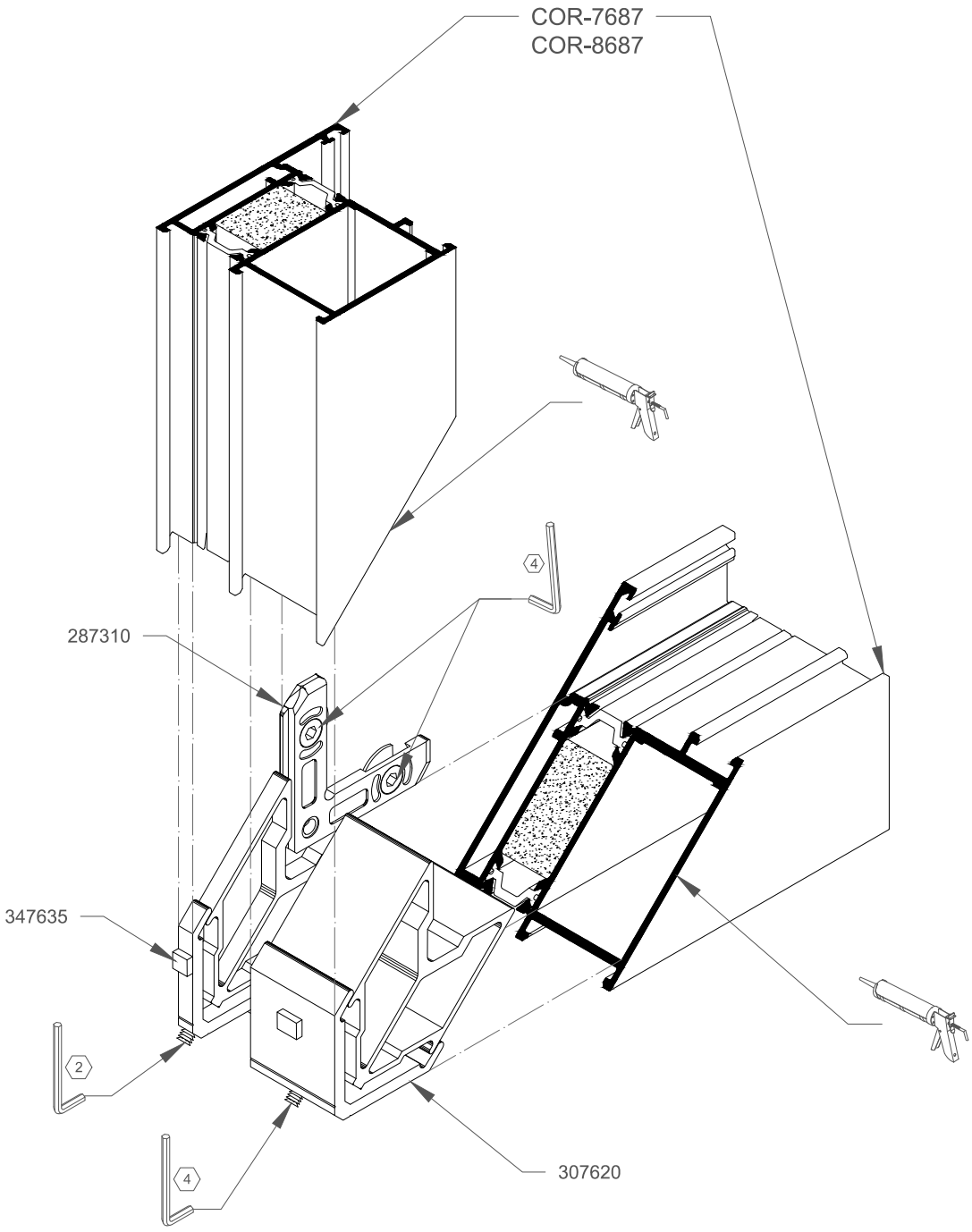

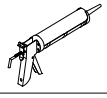	Sellado ingletes con mastic neutro sin disolventes Mitre area sealing with neutral mastic without solvents.
	Mecanizados del perfil. TROQUEL Ref.: 307899 Profile machinings. Punch tool Ref.: 307899

ENCUENTRO MARCOS PUERTA
DOOR FRAME JOINT PROFILES

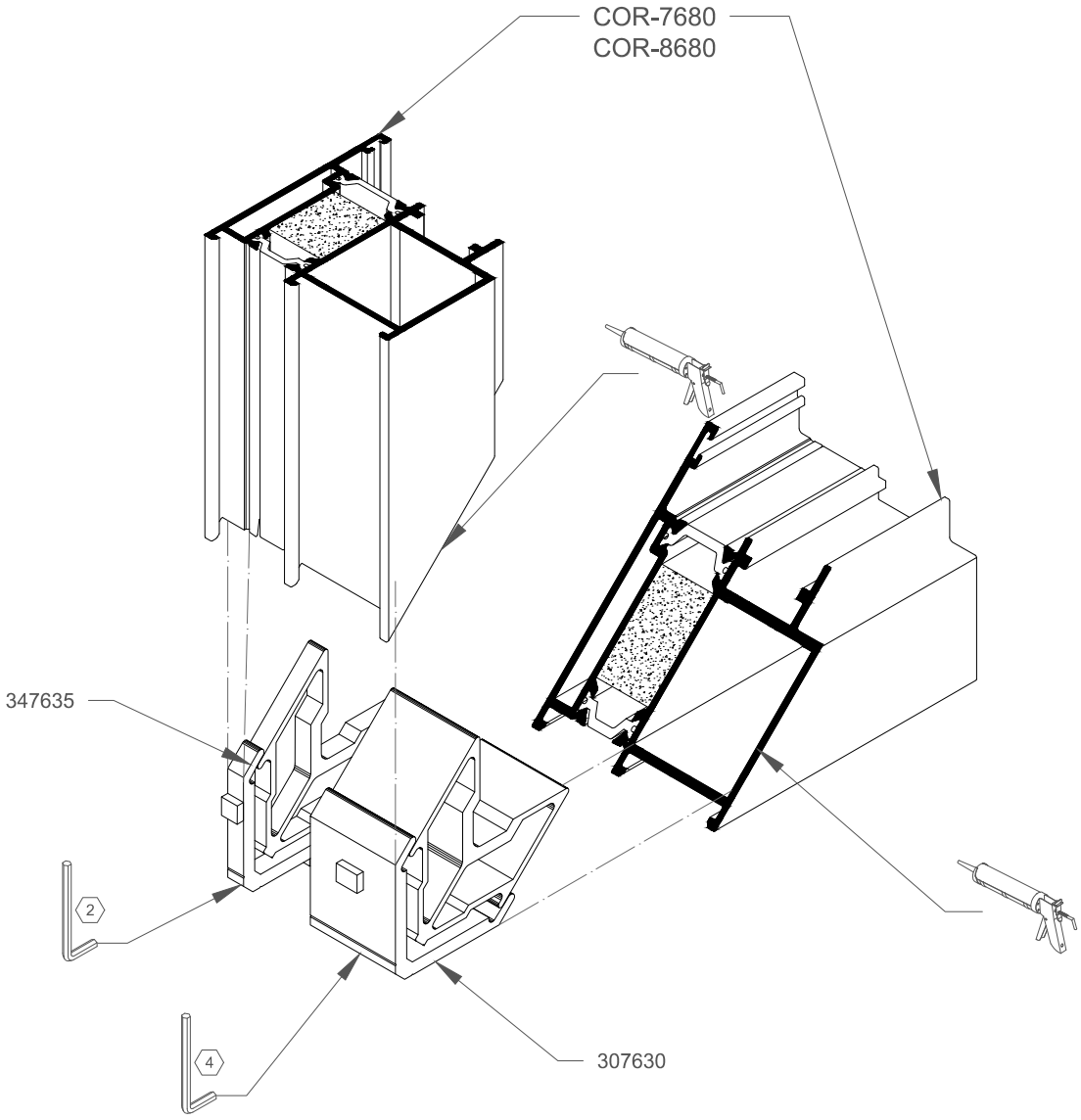

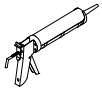	Sellado ingletes con mastic neutro sin disolventes Mitre area sealing with neutral mastic without solvents.
	Mecanizados del perfil. TROQUEL Ref.: 307899 Profile machinings. Punch tool Ref.: 307899

ENCUENTRO MARCO COR-7650
COR-7650 FRAME JOINT PROFILES

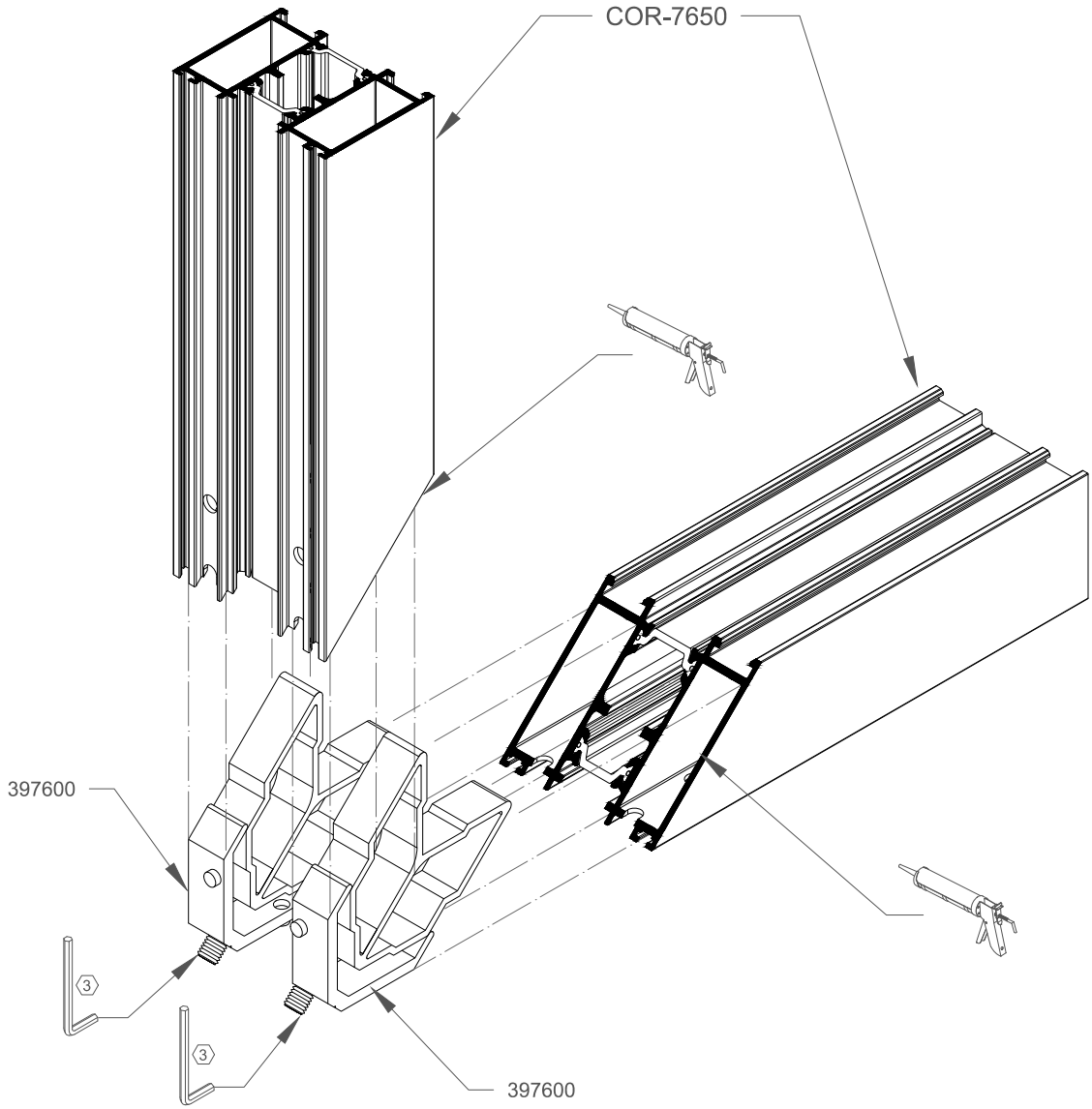

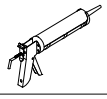	Sellado ingletes con mastic neutro sin disolventes Mitre area sealing with neutral mastic without solvents.
	Mecanizados del perfil. TROQUEL Ref.: 307899 + 327820 Profile machinings. Punch tool Ref.: 307899 + 327820

ENCUENTRO HOJA
SASH JOINT PROFILES

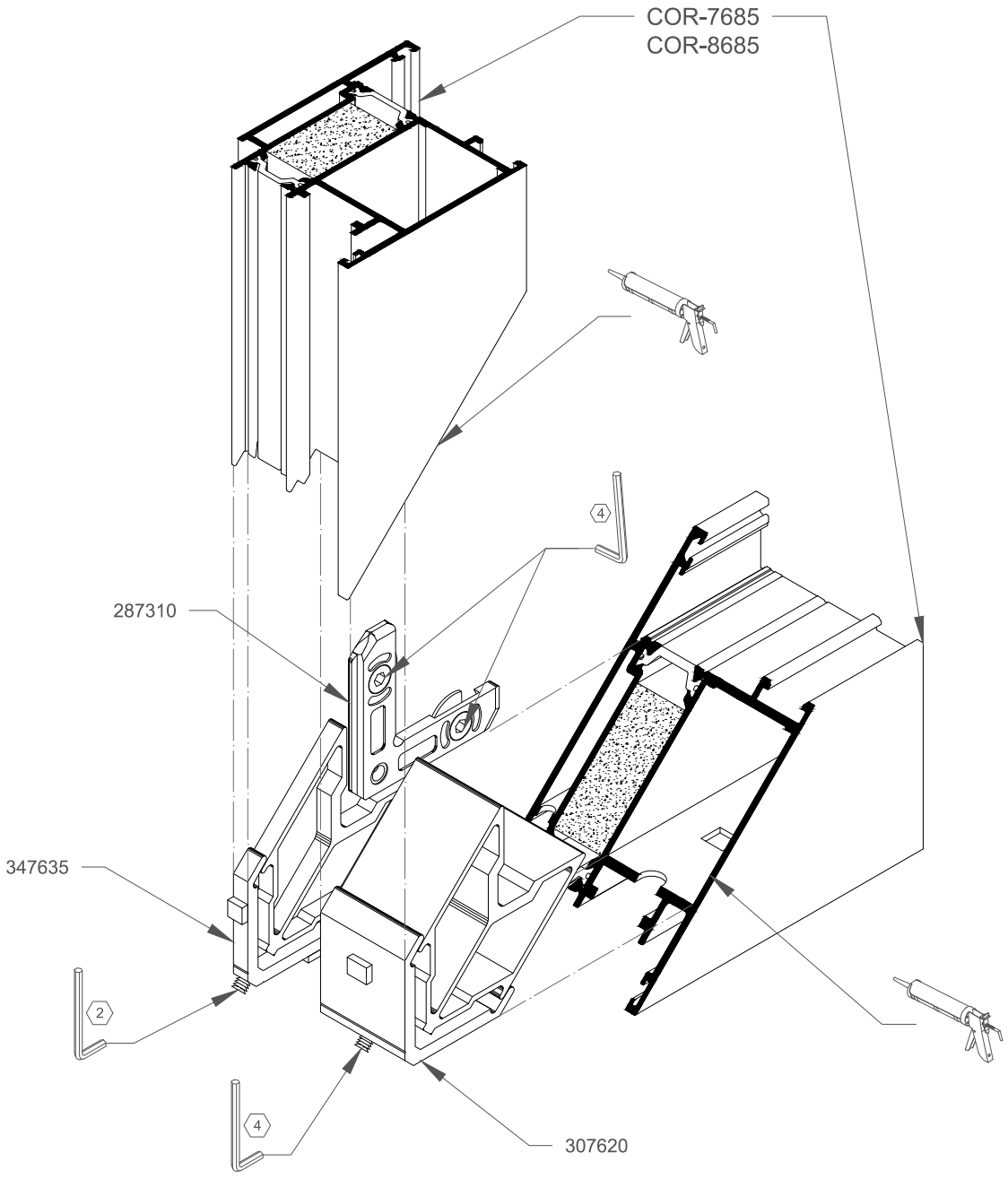

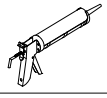	Sellado ingletes con mastic neutro sin disolventes Mitre area sealing with neutral mastic without solvents.
	Mecanizados del perfil. TROQUEL Ref.: 307899 Profile machinings. Punch tool Ref.: 307899

ENCUENTRO HOJA AE
AE SASH JOINT PROFILES

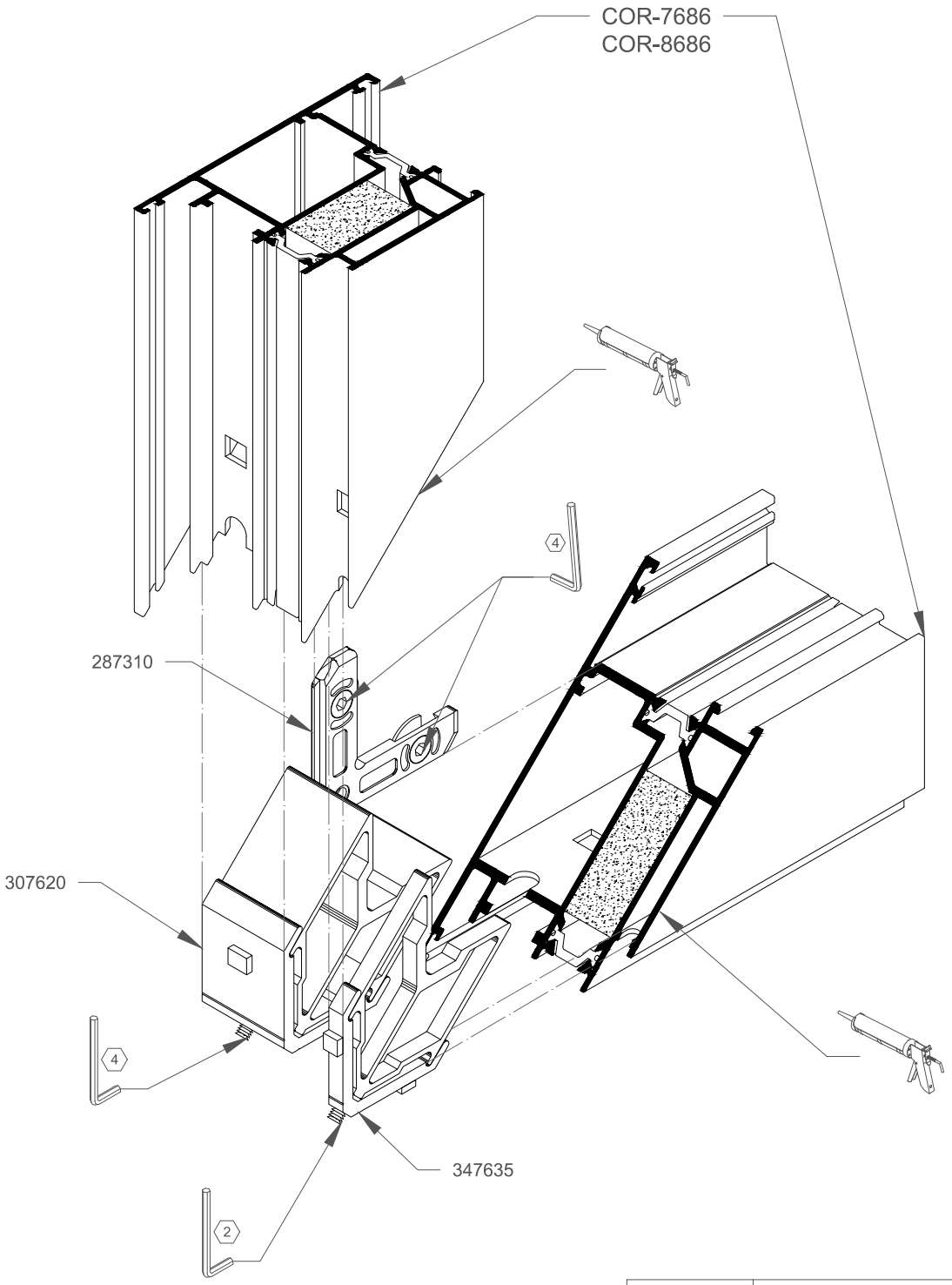

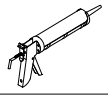	Sellado ingletes con mastic neutro sin disolventes Mitre area sealing with neutral mastic without solvents.
	Mecanizados del perfil. TROQUEL Ref.: 307899 Profile machinings. Punch tool Ref.: 307899

ENCUENTRO HOJA COR-7651
COR-7651 SASH JOINT PROFILES

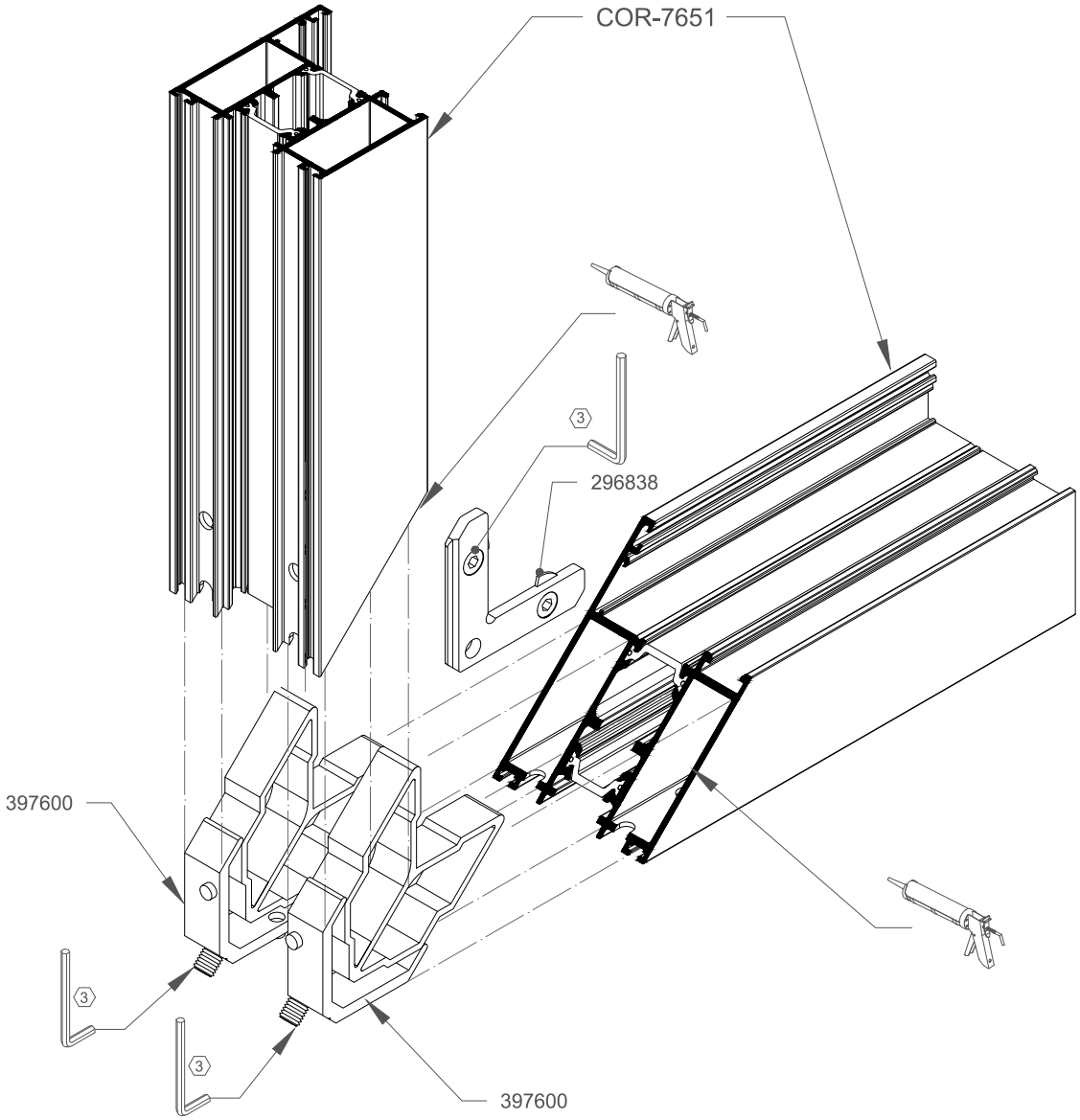

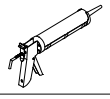	Sellado ingletes con mastic neutro sin disolventes Mitre area sealing with neutral mastic without solvents.
	Mecanizados del perfil. TROQUEL Ref.: 307899 + 327820 Profile machinings. Punch tool Ref.: 307899 + 327820

ENCUENTRO TRAVESAÑO FIJOS
FIXED TRANSOM JOINT PROFILES

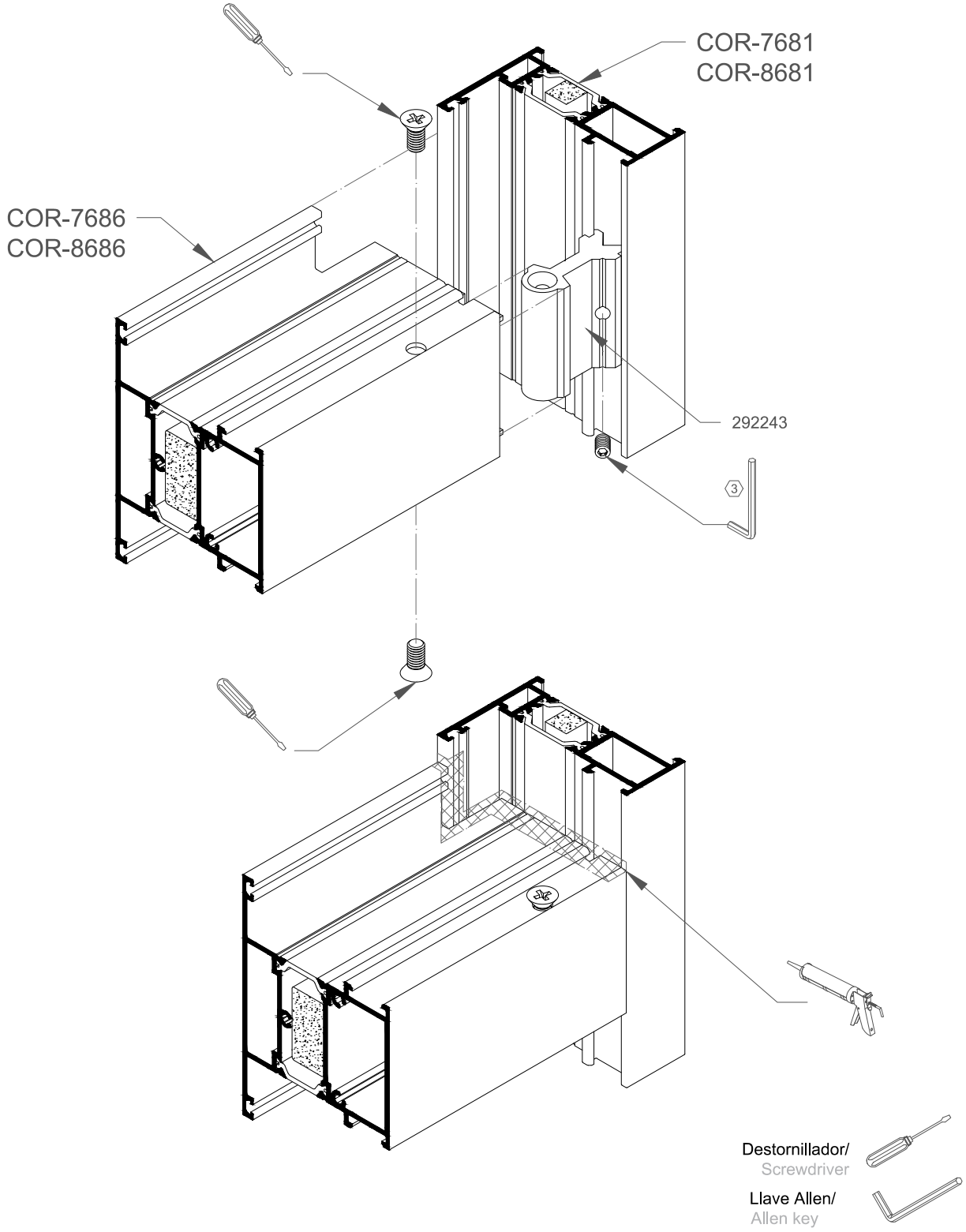

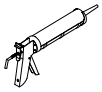	Sellado ingletes con mastic neutro sin disolventes Mitre area sealing with neutral mastic without solvents.	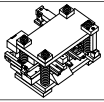	Mecanizados del perfil. TROQUEL Ref.: 307899 Profile machinings. Punch tool Ref.: 307899		Retestado mediante juego de fresas Ref.: 307690 Cross cutting with miller set Ref.: 307690

ENCUENTRO TRAVESAÑO PUERTA
DOORS TRANSOM JOINT PROFILES

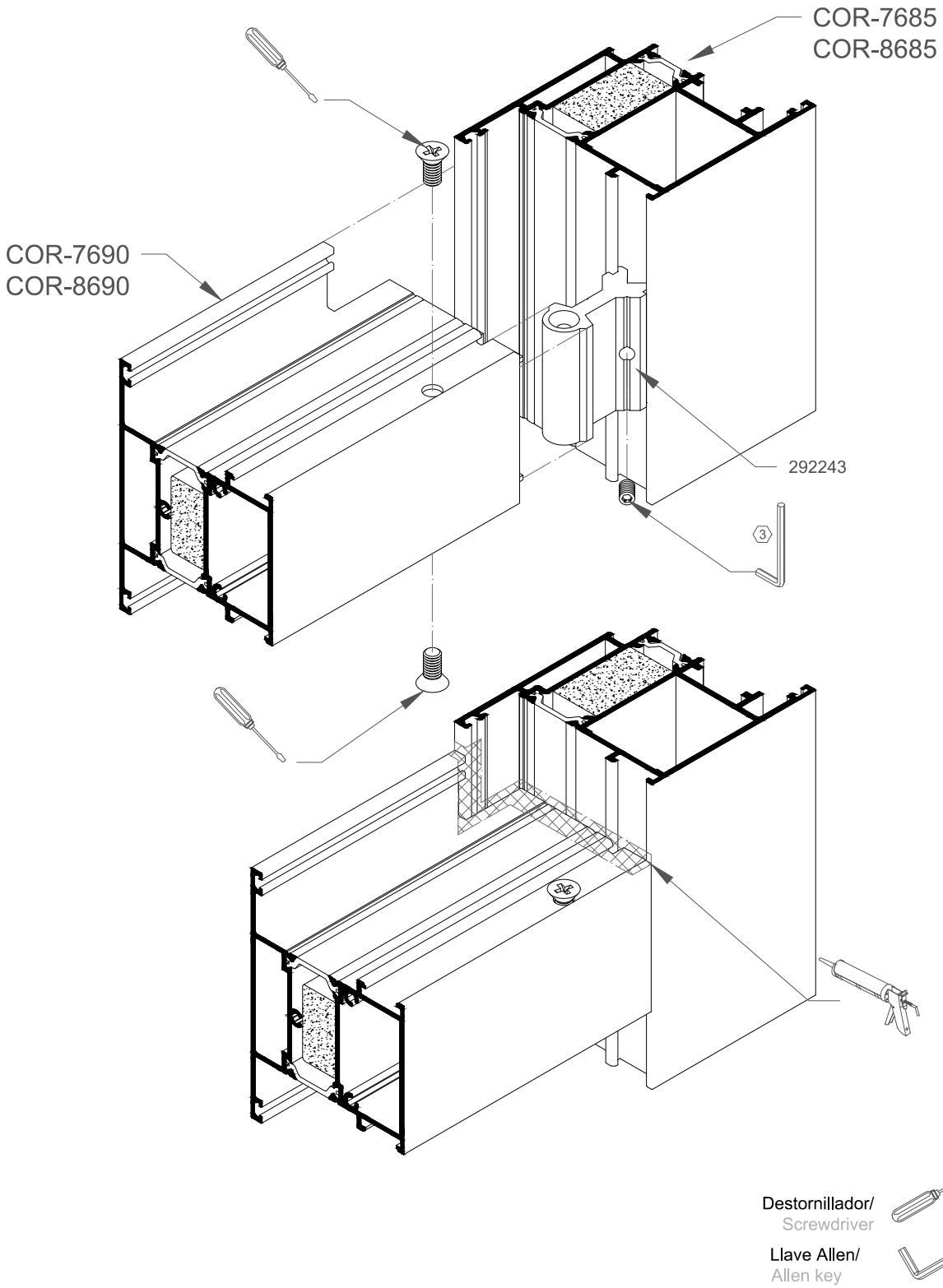

Destornillador/
Screwdriver

Llave Allen/
Allen key

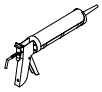	Sellado ingletes con mastic neutro sin disolventes Mitre area sealing with neutral mastic without solvents.	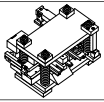	Mecanizados del perfil. TROQUEL Ref.: 307899 Profile machinings. Punch tool Ref.: 307899		Retestado mediante juego de fresas Ref.: 307690 Cross cutting with miller set Ref.: 307690

ENCUENTRO TRAVESAÑO PUERTA
DOORS TRANSOM JOINT PROFILES

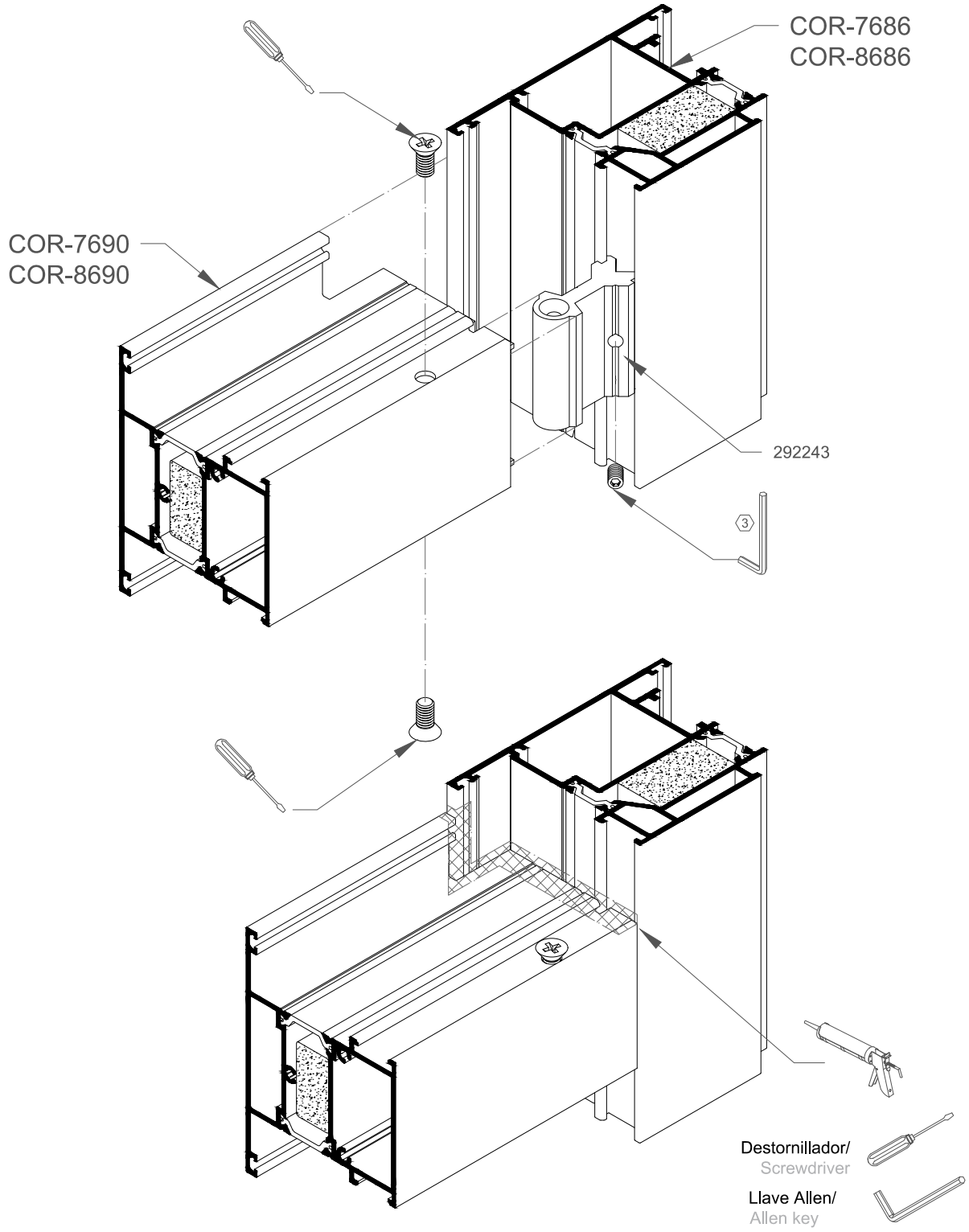

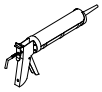	Sellado ingletes con mastic neutro sin disolventes Mitre area sealing with neutral mastic without solvents.	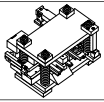	Mecanizados del perfil. TROQUEL Ref.: 307899 Profile machinings. Punch tool Ref.: 307899		Retestado mediante juego de fresas Ref.: 307690 Cross cutting with miller set Ref.: 307690

ENCUENTRO TRAVESAÑO CON TRAVESAÑO
TRANSOM WITH TRANSOM JOINT PROFILES

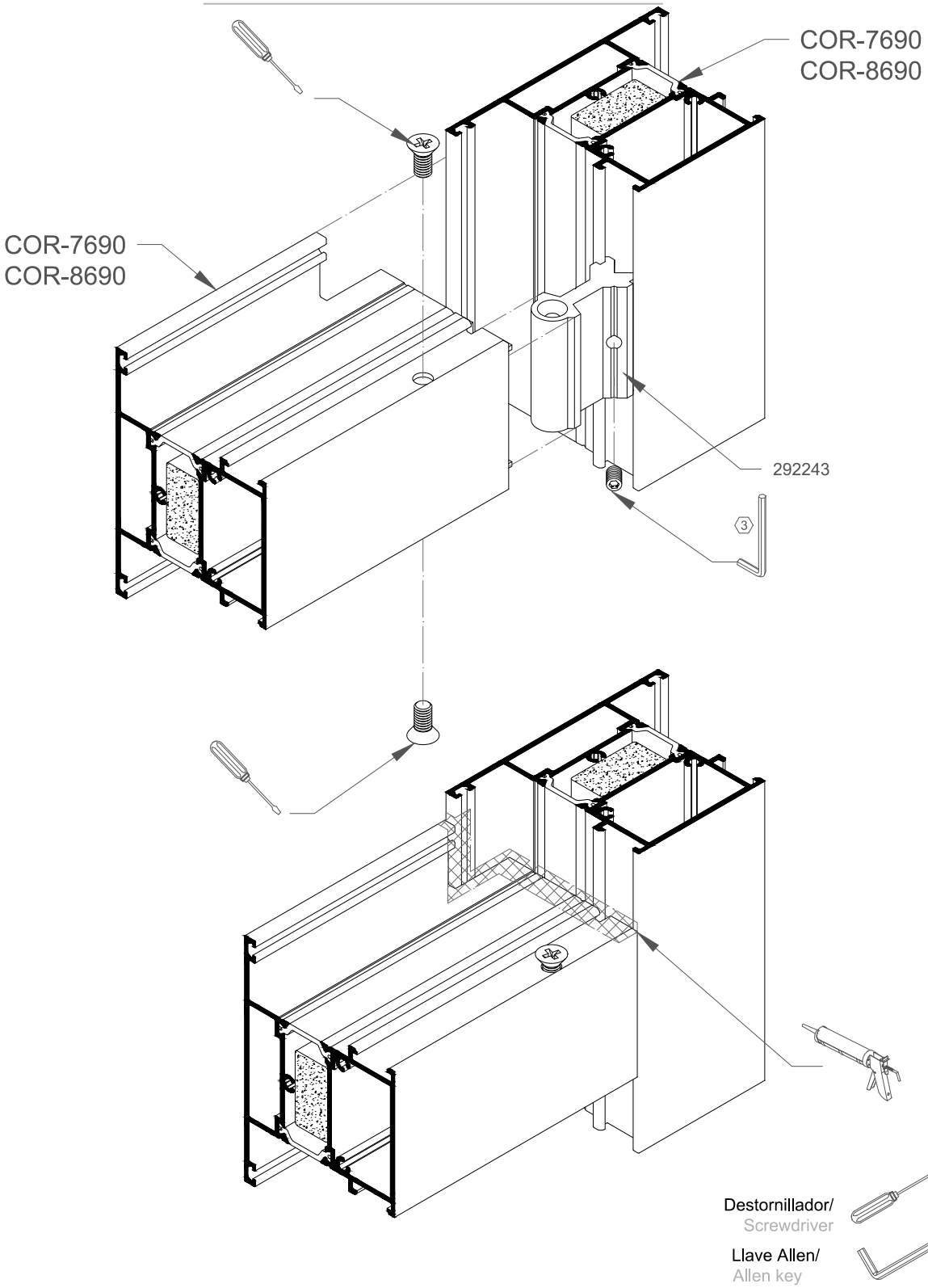

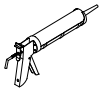	Sellado ingletes con mastic neutro sin disolventes Mitre area sealing with neutral mastic without solvents.	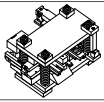	Mecanizados del perfil. TROQUEL Ref.: 307899 Profile machinings. Punch tool Ref.: 307899		Retestado mediante juego de fresas Ref.: 307690 Cross cutting with miller set Ref.: 307690

REMATE INFERIOR PUERTA / DOOR BOTTOM FINISHING

APERTURA INTERIOR / INWARDS OPENING

E 1:2
S 1:2

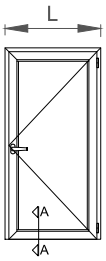

MILLENNIUM PLUS 70

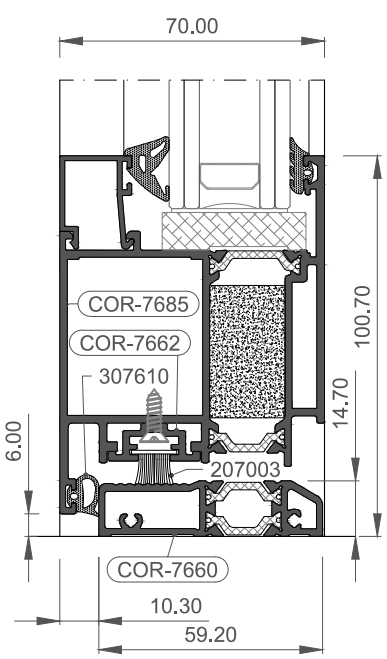

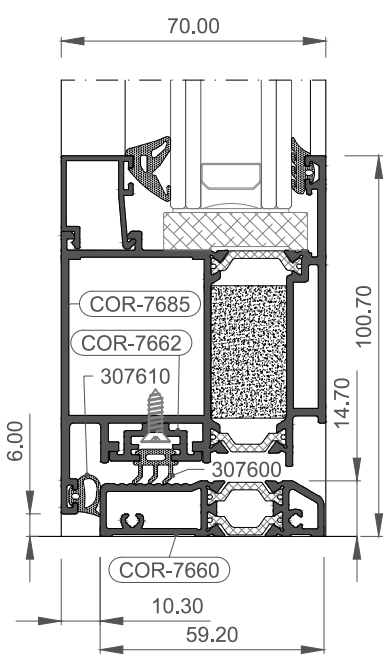

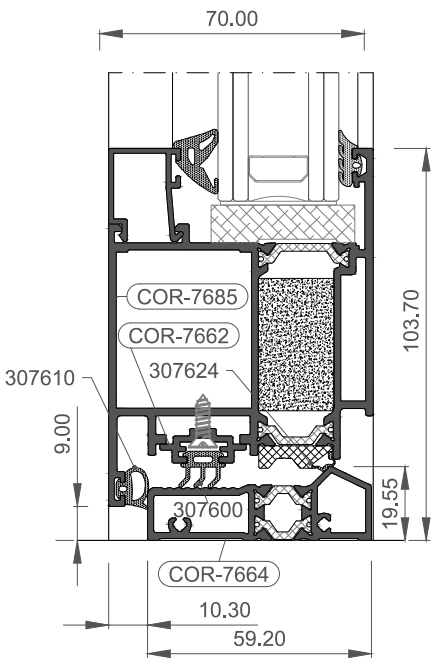

MILLENNIUM PLUS 80

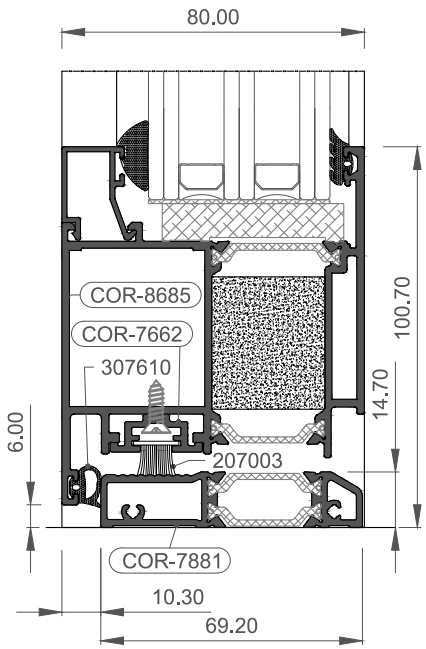

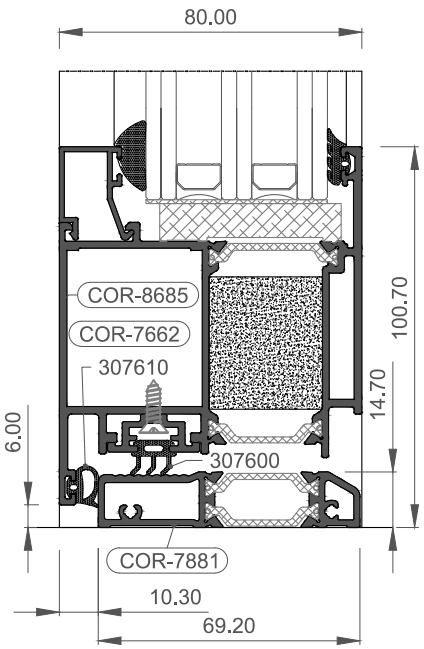

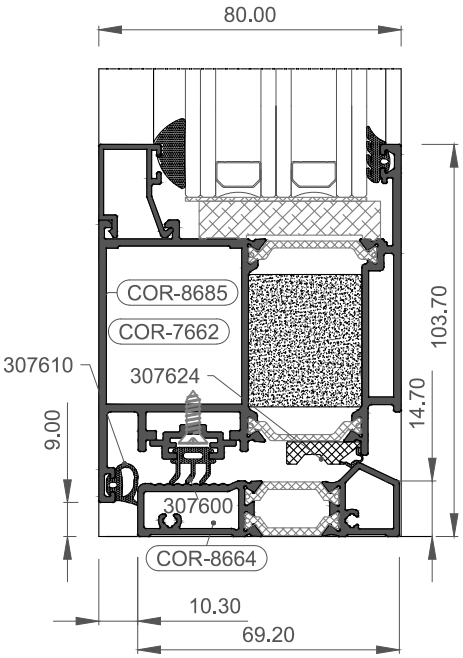

REMATE INFERIOR PUERTA / DOOR BOTTOM FINISHING

APERTURA INTERIOR / INWARDS OPENING

E 1:2
S 1:2

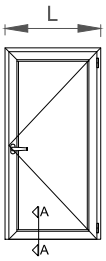

MILLENNIUM PLUS 70

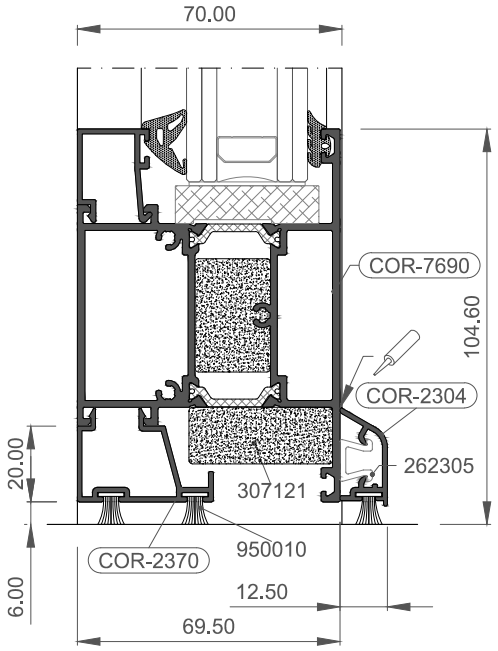

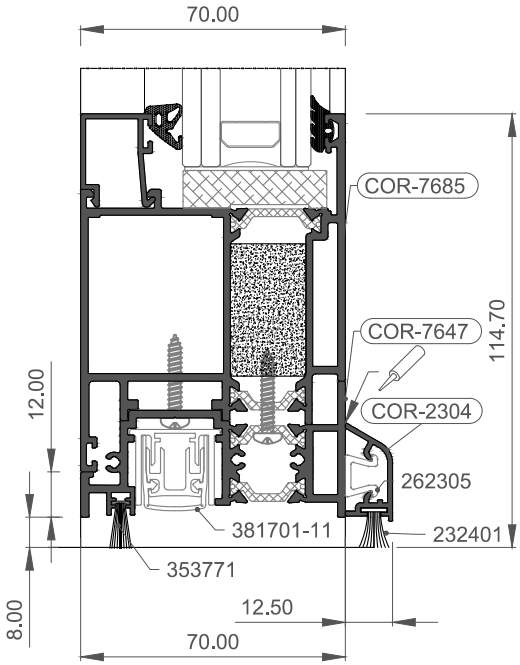

MILLENNIUM PLUS 80

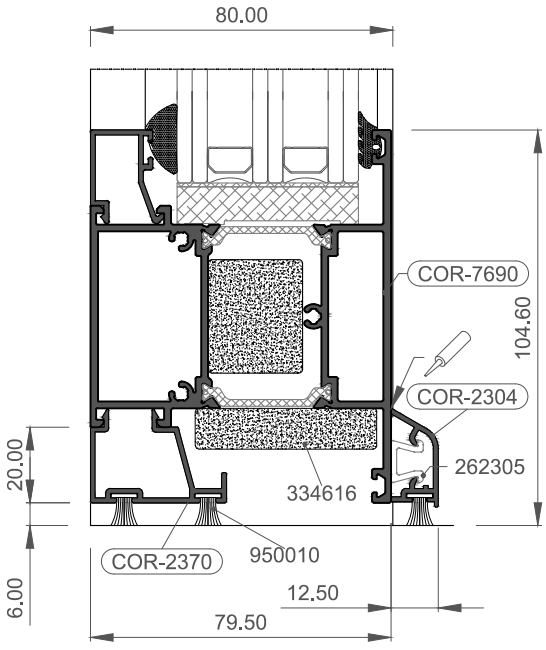

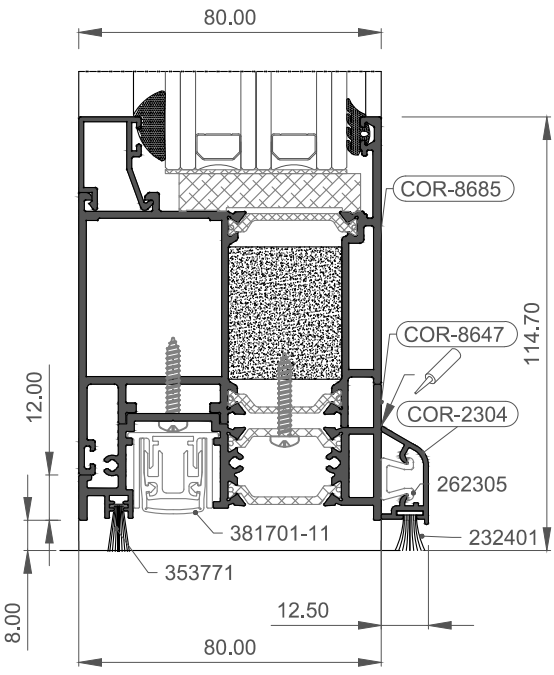

REMATE INFERIOR PUERTA / DOOR BOTTOM FINISHING

APERTURA EXTERIOR / OUTWARDS OPENING

E 1:2
S 1:2

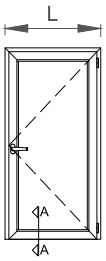

MILLENNIUM PLUS 70

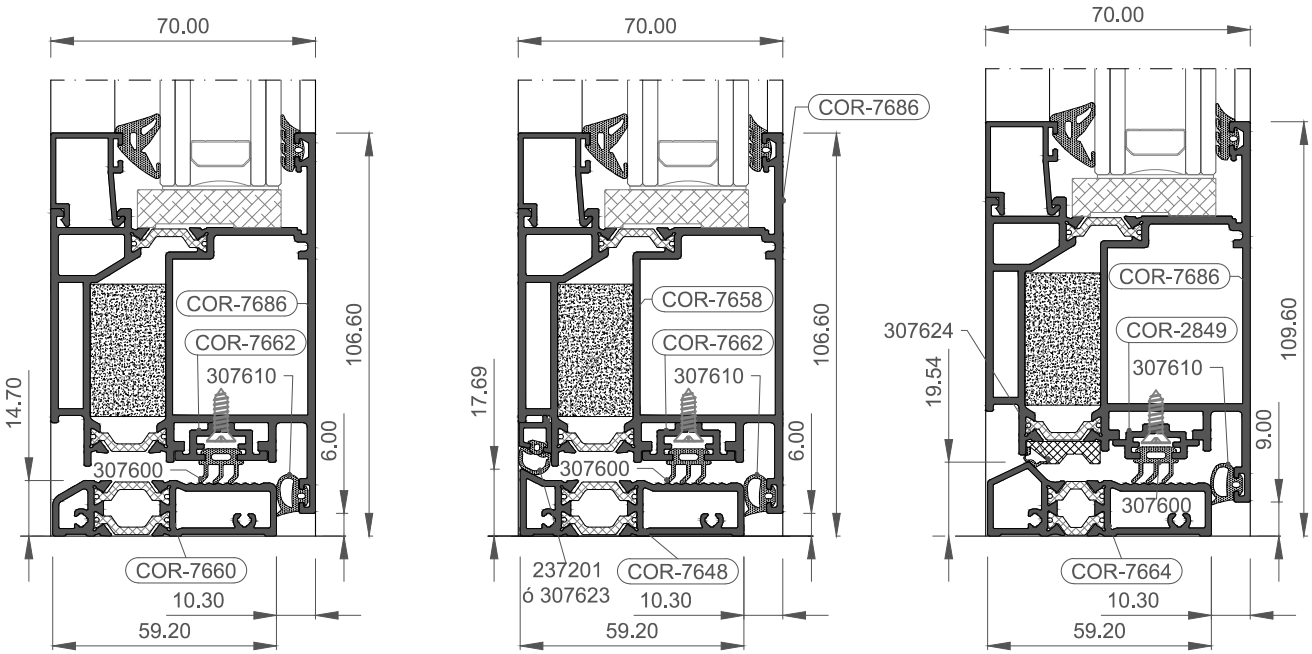

MILLENNIUM PLUS 80

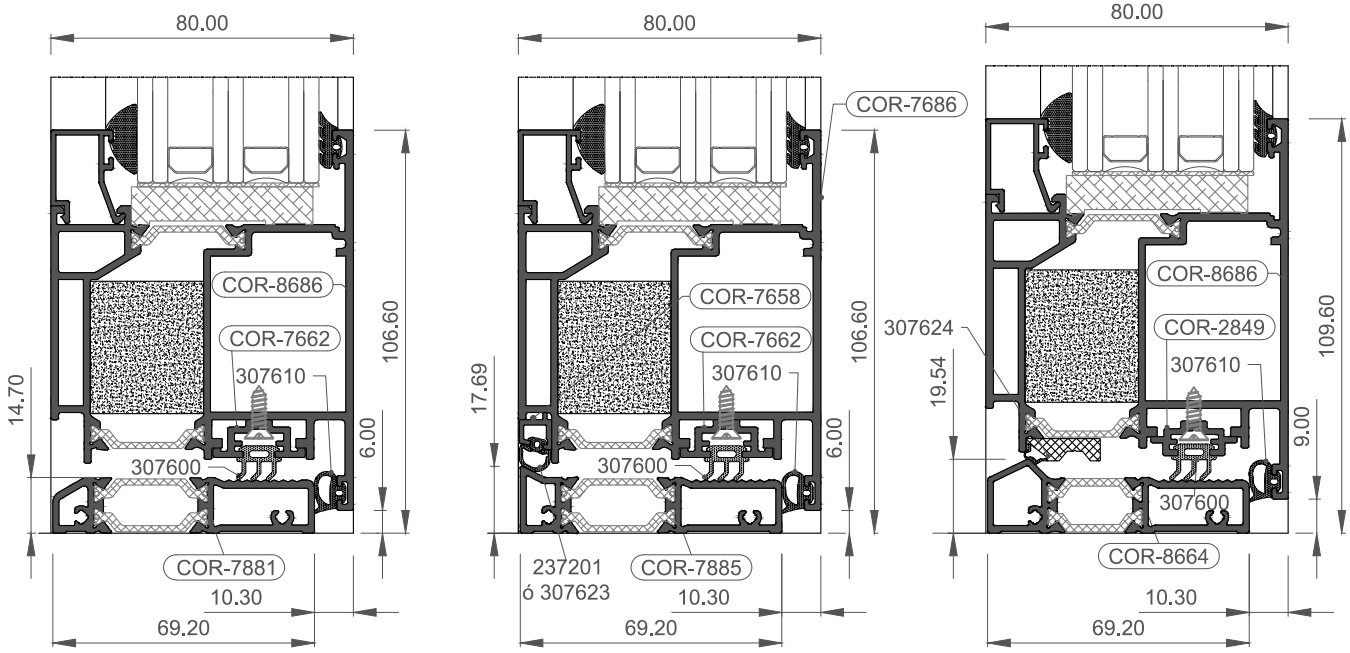

REMATE INFERIOR PUERTA / DOOR BOTTOM FINISHING

APERTURA EXTERIOR / OUTWARDS OPENING

E 1:2
S 1:2

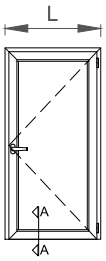

MILLENNIUM PLUS 70

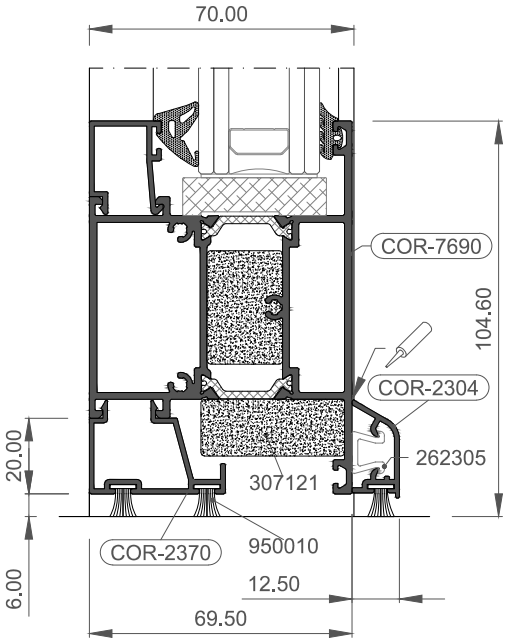

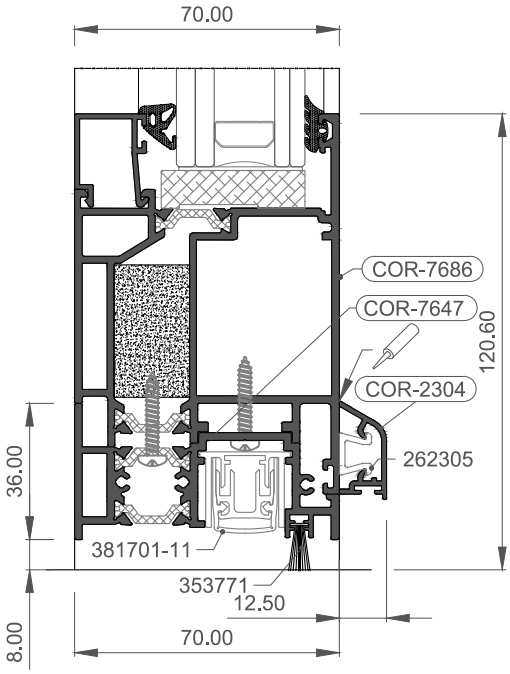

MILLENNIUM PLUS 80

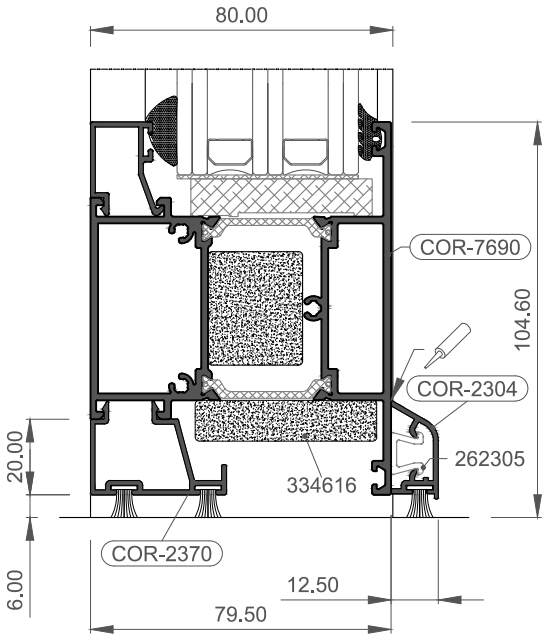

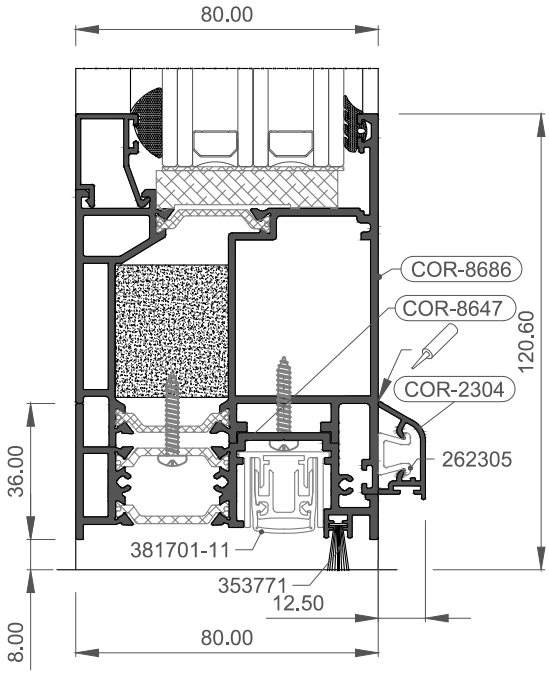

REMATE INFERIOR PUERTA CON UMBRAL MP70
DOOR BOTTOM FINISHING WITH THRESHOLD MP70

Remate inferior con tapas laterales.
Perfil de umbral corte recto sin necesidad de retestar.
Bottom finish with lateral end plates.
Threshold profile straight straight cut without need to cross-cut.

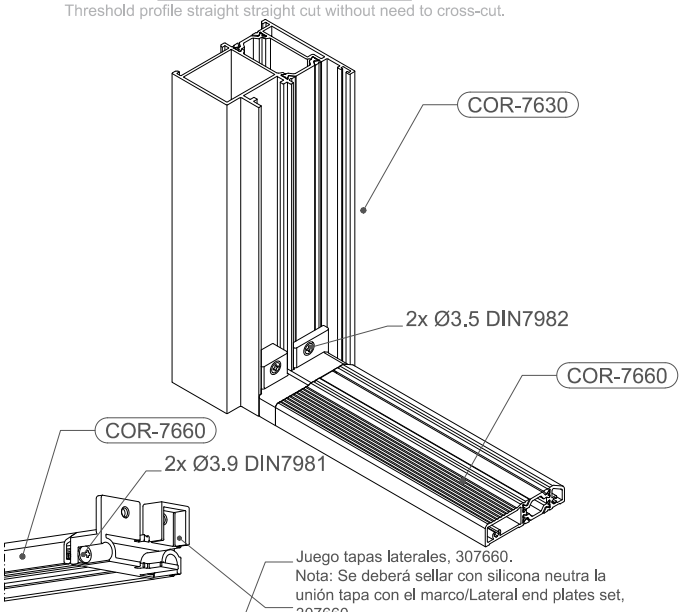

Remate inferior sin tapas laterales.
Perfil de umbral corte recto, pero requiere ser retestado (ref. fresas 307695)
Bottom finish without lateral end plates.
Threshold profile straight cut, needs to be cross-cut (ref. millers 307695)

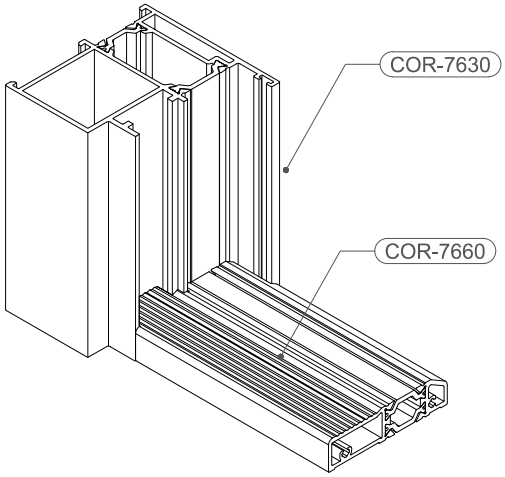

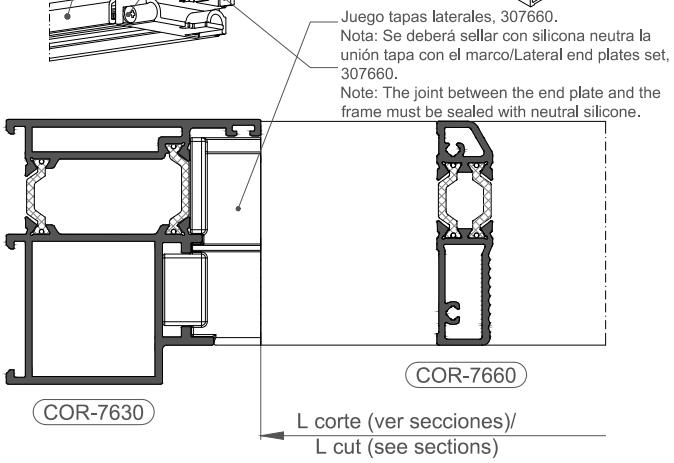

Umbral a retestar por ambos extremos/
Threshold cross-cut at both edges

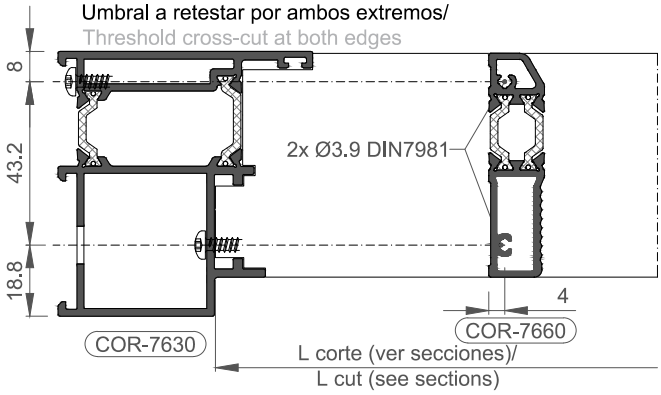

JUEGO DE FRESAS 307695 - UMBRAL PUERTA/
MILLER SET 307695 - THRESHOLD

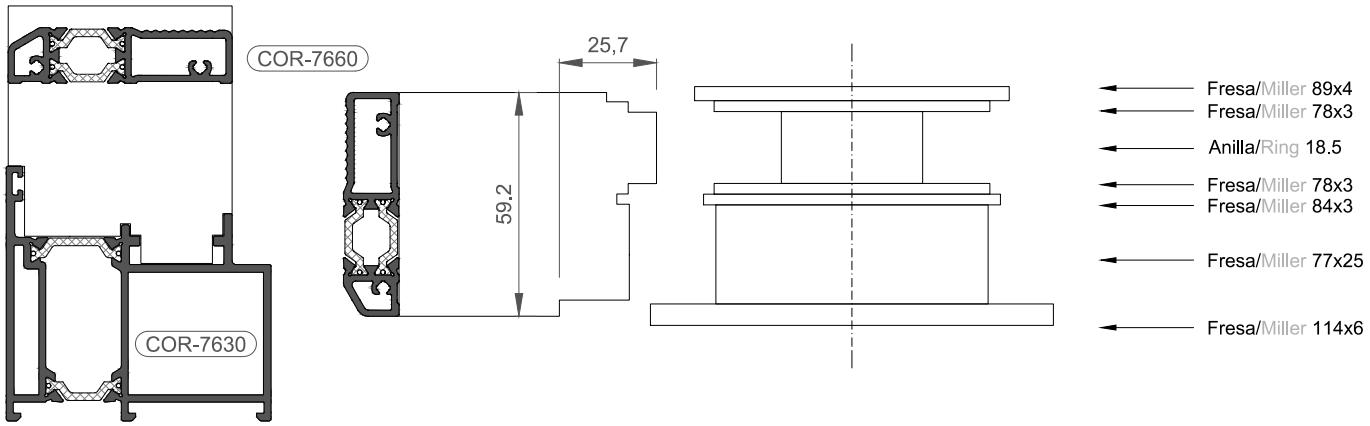

REMATE INFERIOR PUERTA CON UMBRAL MP80
DOOR BOTTOM FINISHING WITH THRESHOLD MP80

Remate inferior con tapas laterales.
Perfil de umbral corte recto sin necesidad de retestar.
Bottom finish with lateral end plates.
Threshold profile straight straight cut without need to cross-cut.

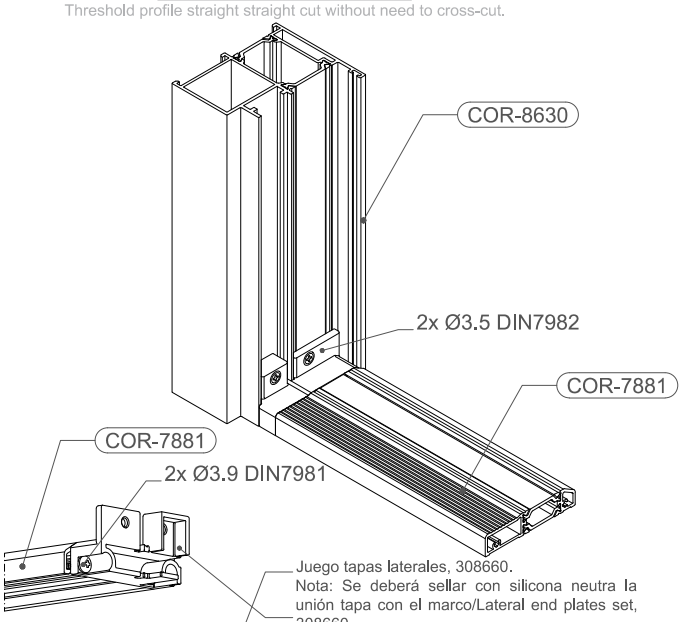

Remate inferior sin tapas laterales.
Perfil de umbral corte recto, pero requiere ser retestado (ref. fresas 307695)
Bottom finish without lateral end plates.
Threshold profile straight cut, needs to be cross-cut (ref. millers 307695)

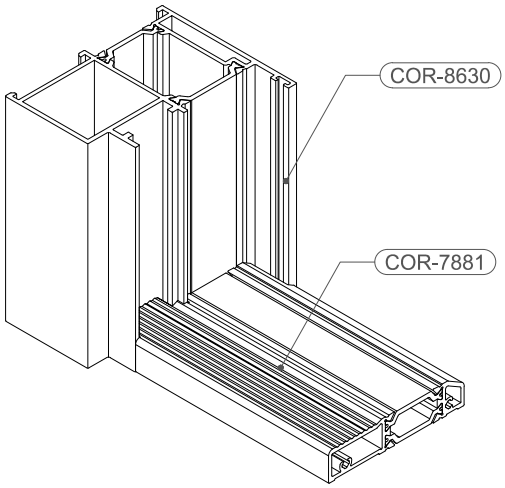

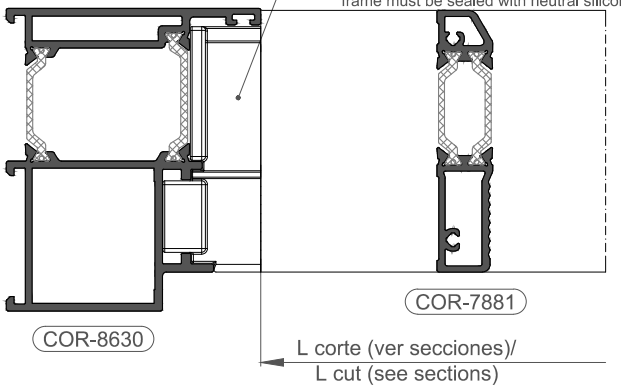

Umbral a retestar por ambos extremos/
Threshold cross-cut at both edges

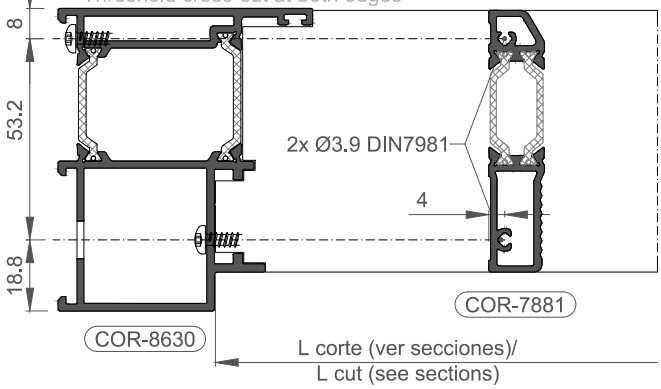

JUEGO DE FRESAS 307695 - UMBRAL PUERTA/
MILLER SET 307695 - THRESHOLD

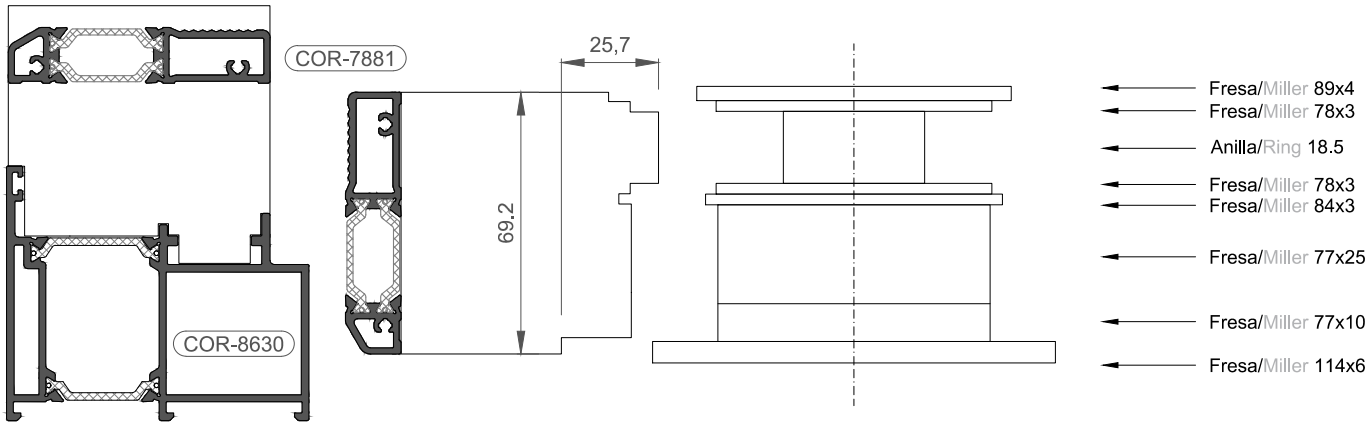

TRAVESAÑO DIVISOR MP70
DIVIDER TRANSOM MP70

SOLUCIÓN DE TRAVESAÑO CON TOPE DE ZANCA
con tornillo exterior de cierre

TRANSOM SOLUTION WITH TRANSOM CLEATS
with outside screw closure

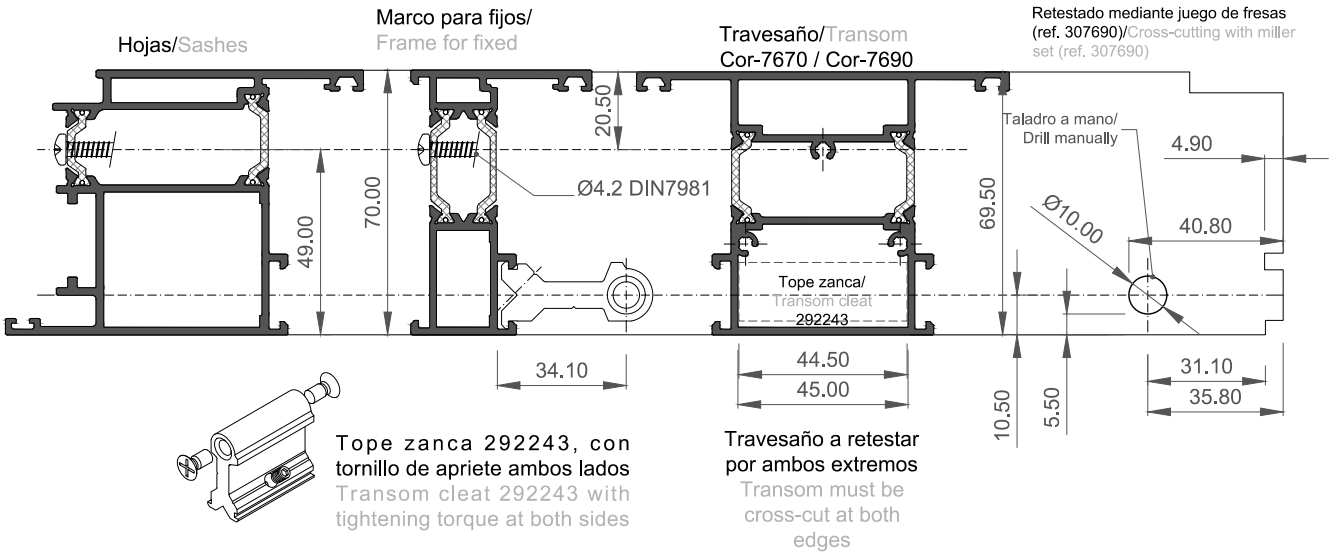

Tope zanca 292243, con tornillo de apriete ambos lados
Transom cleat 292243 with tightening torque at both sides

Travesaño a retestar por ambos extremos
Transom must be cross-cut at both edges

SOLUCIÓN DE TRAVESAÑO ATORNILLADO/SOLUTION FOR SCREWED TRANSOM

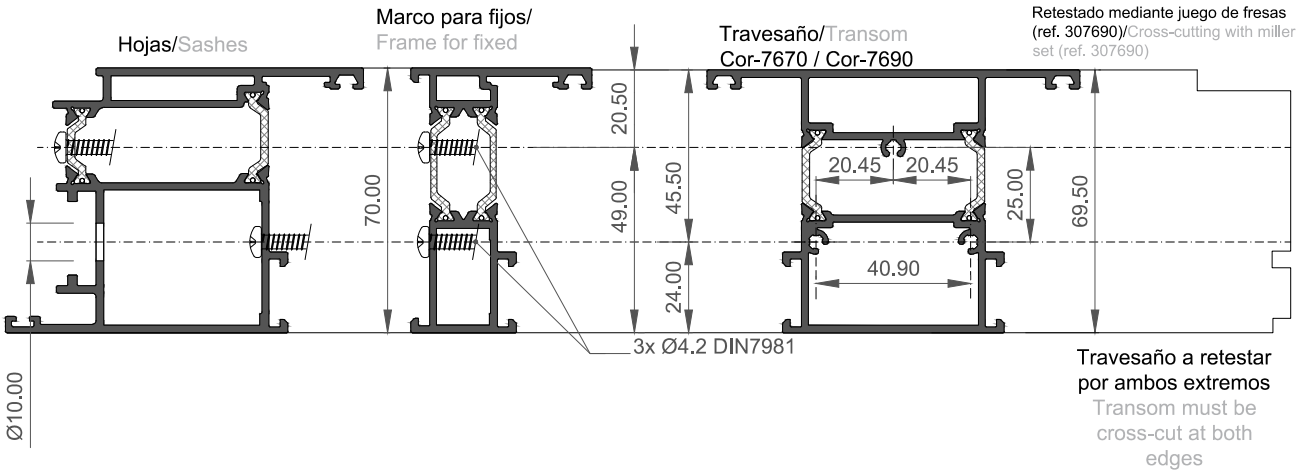

Travesaño a retestar por ambos extremos
Transom must be cross-cut at both edges

JUEGO DE FRESAS 307690 - TRAVESAÑO
MILLER SET 307690 - TRANSOM

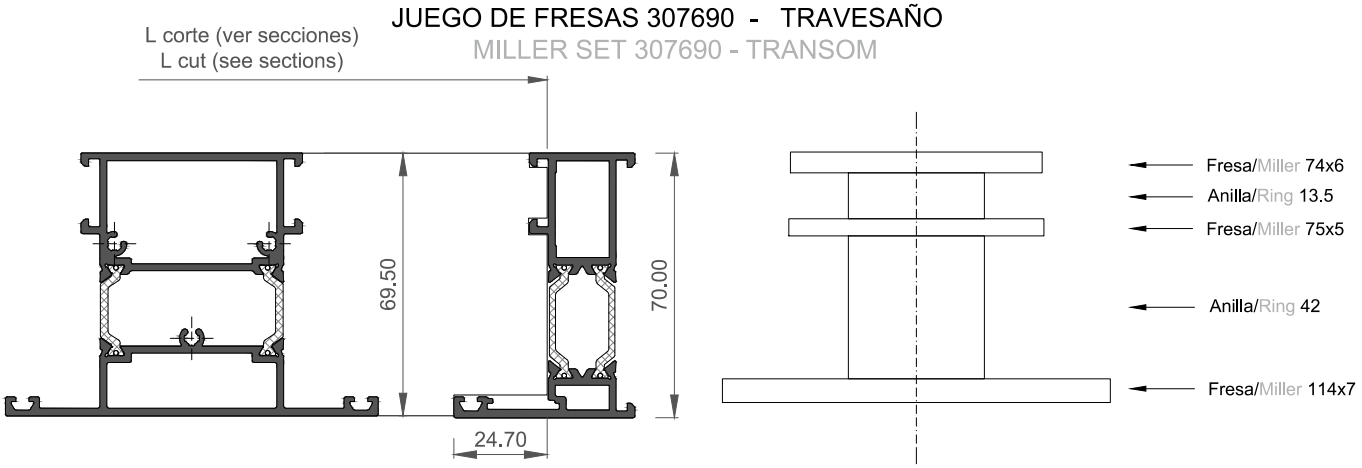

TRAVESAÑO DIVISOR MP80
DIVIDER TRANSOM MP80

SOLUCIÓN DE TRAVESAÑO CON TOPE DE ZANCA
con tornillo exterior de cierre

TRANSOM SOLUTION WITH TRANSOM CLEATS
with outside screw closure

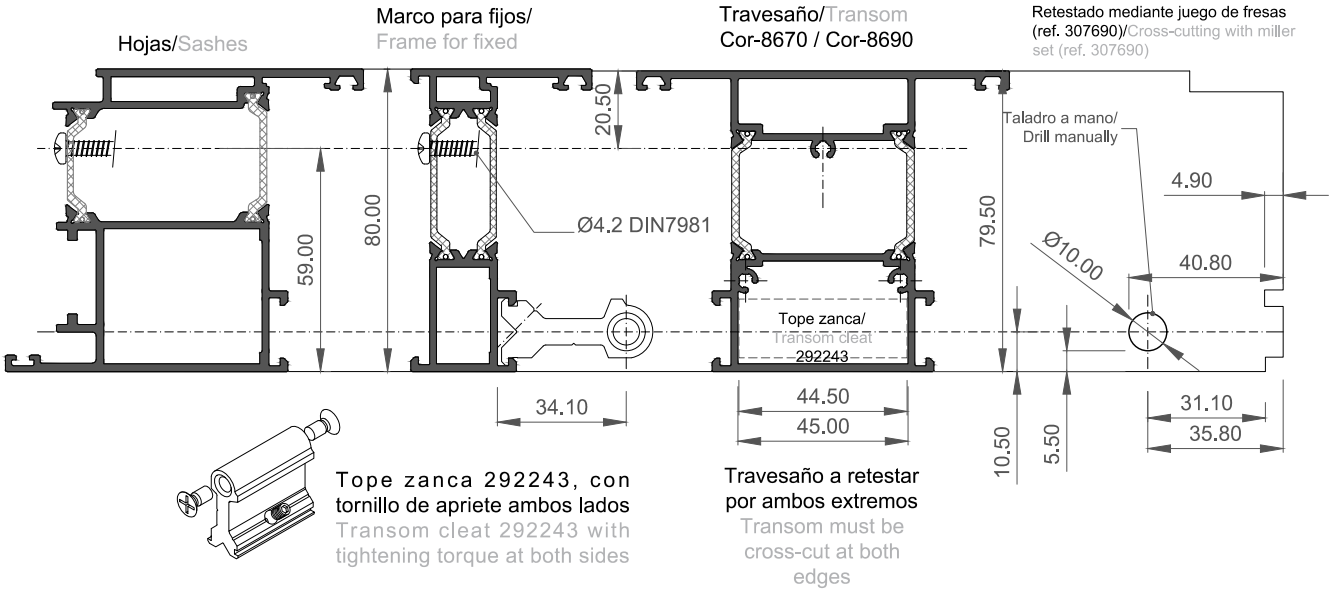

Tope zanca 292243, con tornillo de apriete ambos lados
Transom cleat 292243 with tightening torque at both sides

Travesaño a retestar por ambos extremos
Transom must be cross-cut at both edges

SOLUCIÓN DE TRAVESAÑO ATORNILLADO/SOLUTION FOR SCREWED TRANSOM

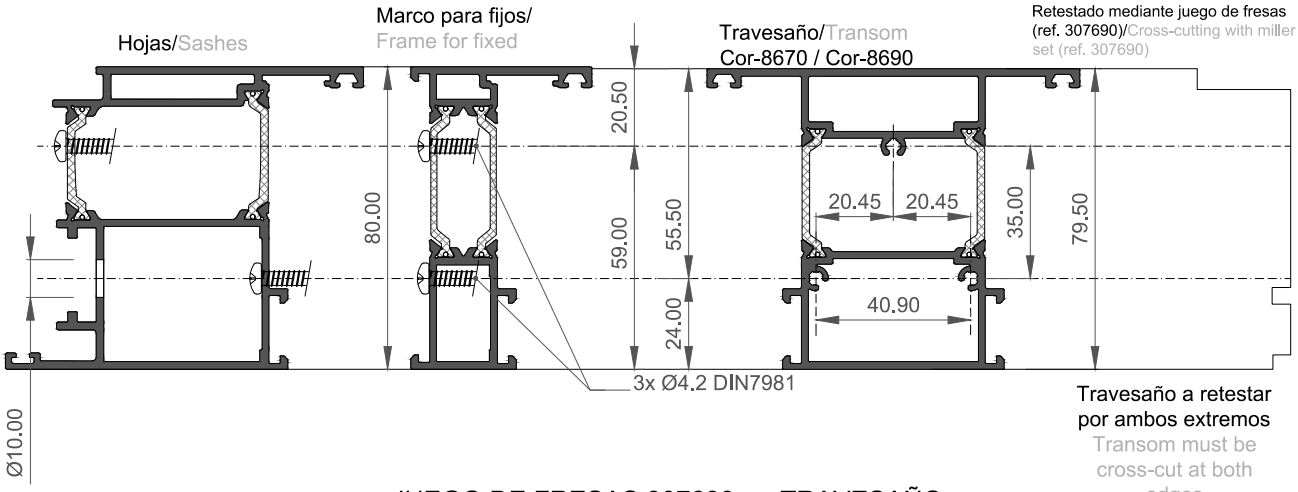

Travesaño a retestar por ambos extremos
Transom must be cross-cut at both edges

JUEGO DE FRESAS 307690 - TRAVESAÑO
MILLER SET 307690 - TRANSOM

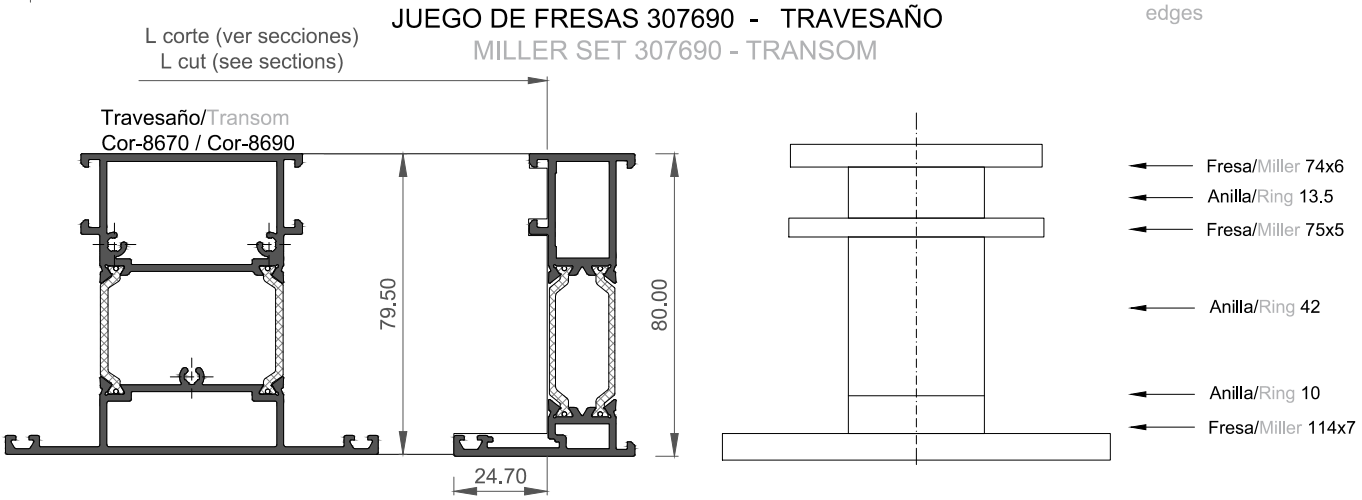

MECANIZADOS DESAGÜES
DRAINAGE MACHINING

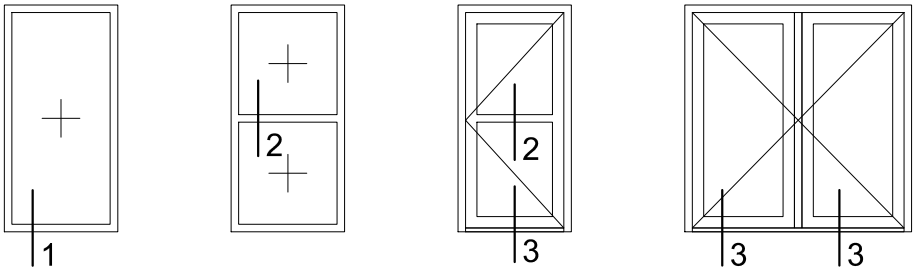

NUDO 1/SECTION 1

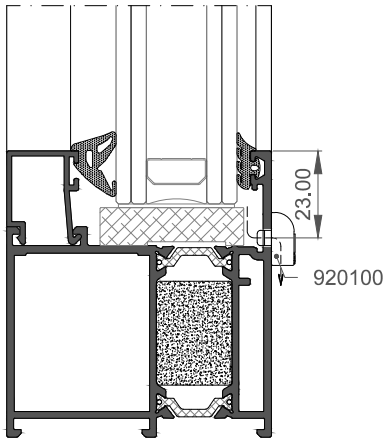

NUDO 2/SECTION 2

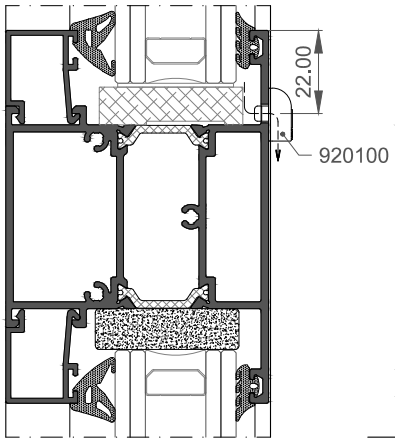

NUDO 2/SECTION 2

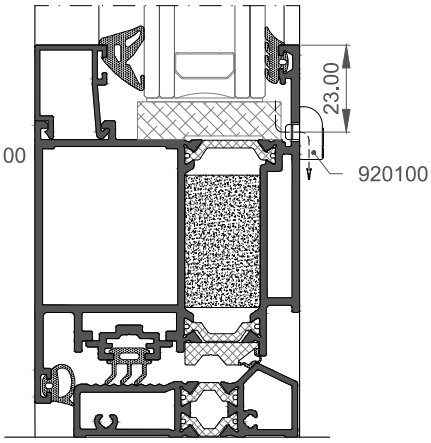

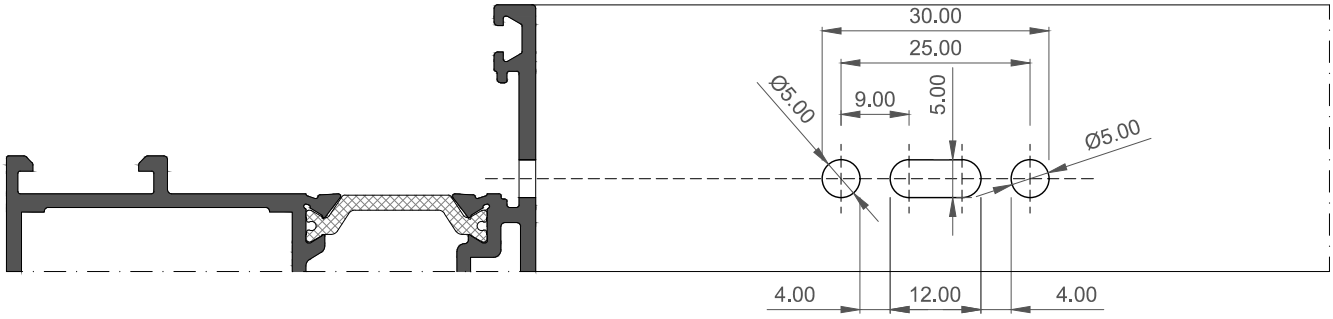

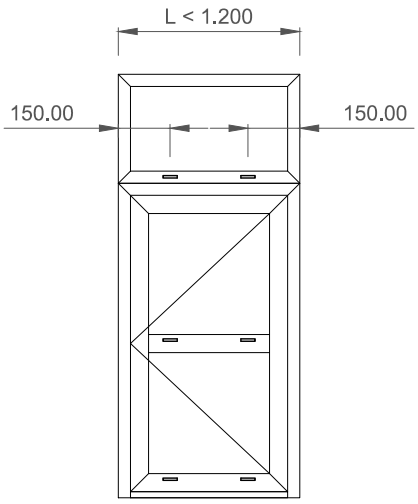

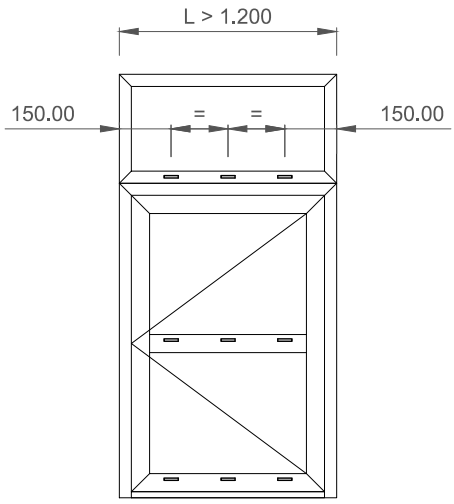

DETALLES COLOCACIÓN GOTERÓN SUPERIOR
DETAIL LOCATION TOP RAINDROP

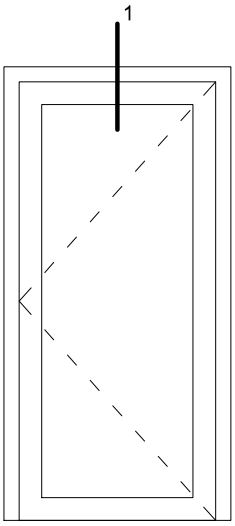

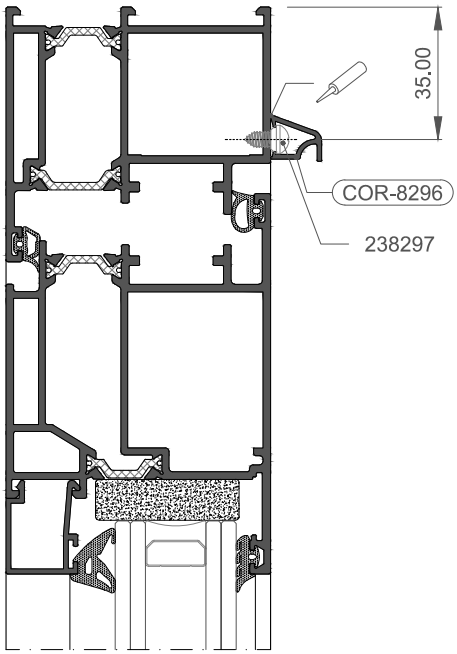

PROCEDIMIENTO MONTAJE
1. Taladrado Ø4 mm sobre la hoja. 2. Colocación tornillo (238297). 3. Clipado del goterón (COR-8296). 4. Colocación juego tapas goterón (258206).

ASSEMBLY PROCEDURE
1. Drill Ø4 mm on sash. 2. Fit screw (238297). 3. Clip raindrop (COR-8296). 4. Place raindrop end plates (258206).

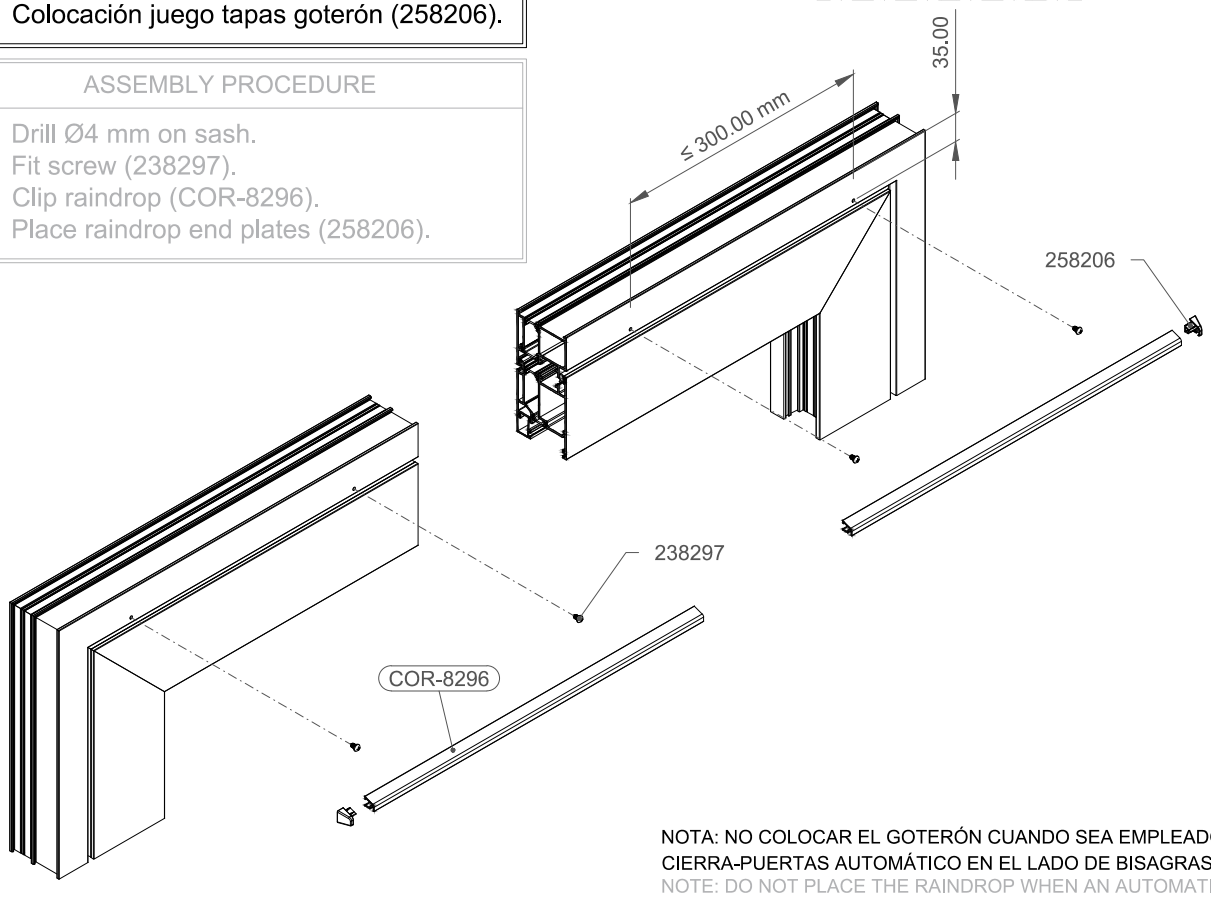

NOTA: NO COLOCAR EL GOTERÓN CUANDO SEA EMPLEADO UN CIERRA-PUERTAS AUTOMÁTICO EN EL LADO DE BISAGRAS.
NOTE: DO NOT PLACE THE RAINDROP WHEN AN AUTOMATIC DOOR CLOSER IS USED IN THE SIDE OF THE HINGES.

MONTAJE CORTAVIENTOS PUERTA SIN UMBRAL
WIND SEAL ASSEMBLY FOR NO THRESHOLD DOOR

1- Atornillar el tope contra la parte inferior del marco.
2- Fix the wind seal stop to the frame bottom part.

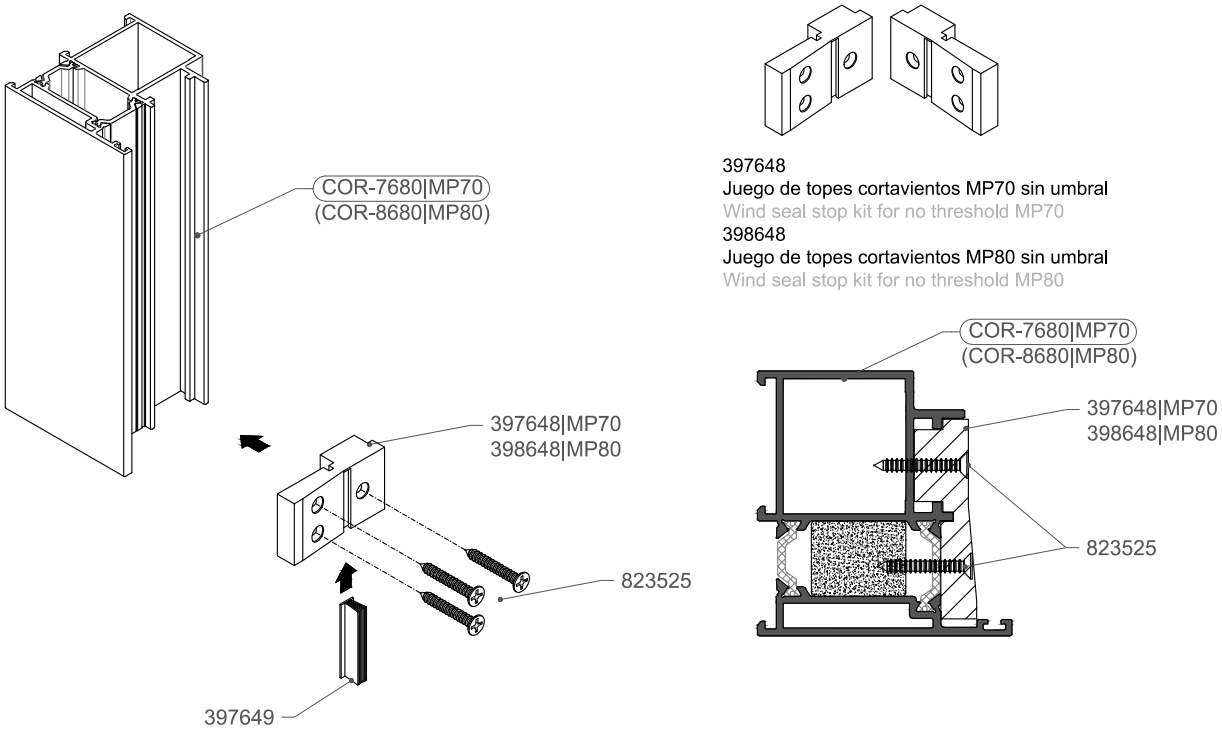

397648
Juego de topes cortavientos MP70 sin umbral
Wind seal stop kit for no threshold MP70
398648
Juego de topes cortavientos MP80 sin umbral
Wind seal stop kit for no threshold MP80

2- Fijar el acople inferior a la hoja.
3- Screw the bottom coupling to the sash.

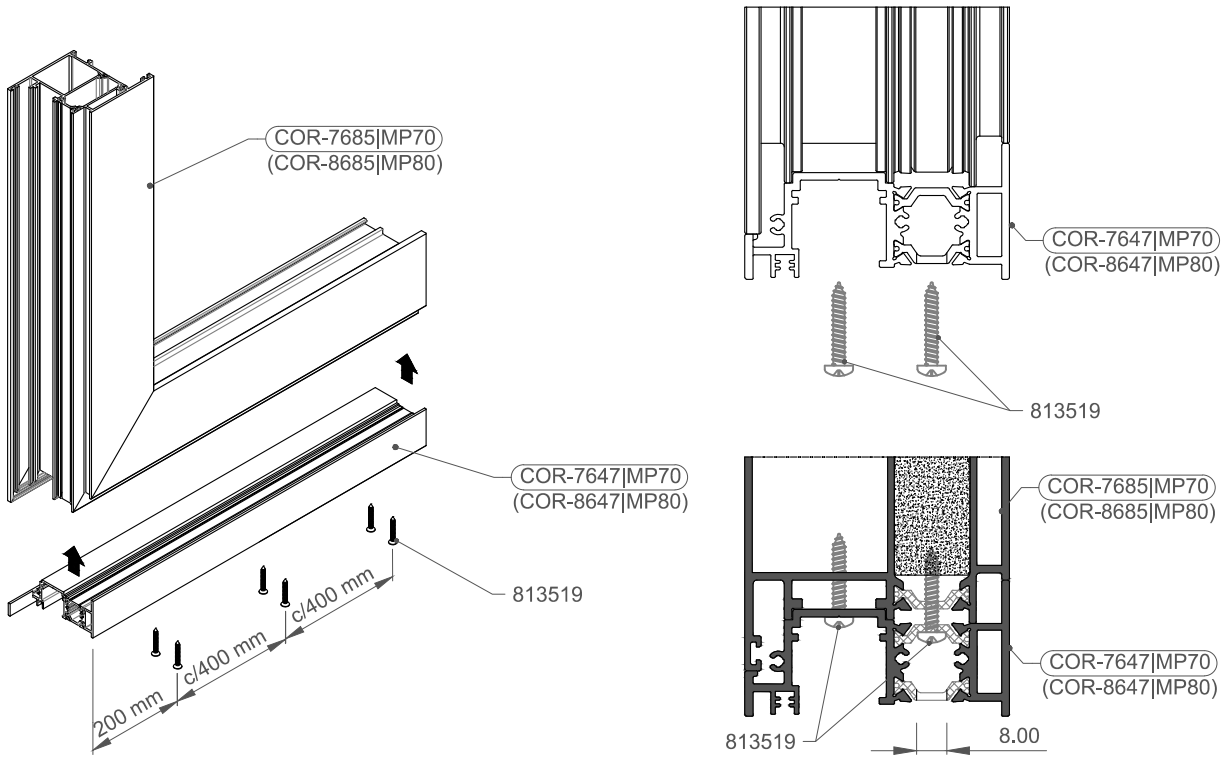

MONTAJE CORTAVIENTOS PUERTA SIN UMBRAL
WIND SEAL ASSEMBLY FOR NO THRESHOLD DOOR

3-Insertar en el acople inferior el cortavientos.
3-Insert the seal in the bottom coupling.

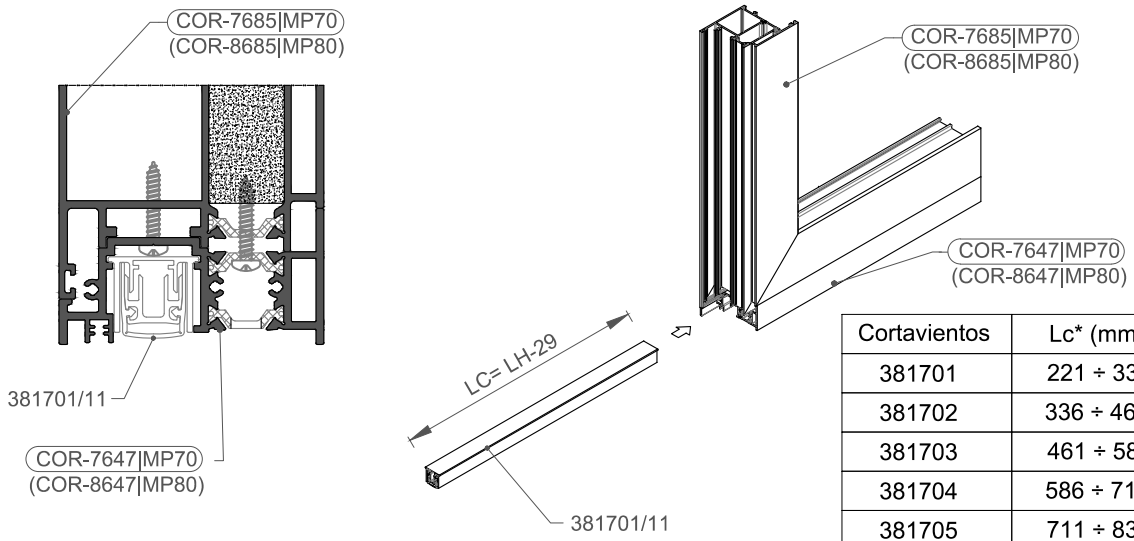

Cortavientos	Lc* (mm)	Lh* (hasta)
381701	221 ÷ 335	250 ÷ 364
381702	336 ÷ 460	365 ÷ 489
381703	461 ÷ 585	490 ÷ 614
381704	586 ÷ 710	615 ÷ 739
381705	711 ÷ 835	740 ÷ 864
381706	836 ÷ 960	865 ÷ 989
381707	961 ÷ 1.085	990 ÷ 1.114
381708	1.066 ÷ 1.210	1.115 ÷ 1.239
381709	1.211 ÷ 1.335	1.240 ÷ 1.364
381710	1.336 ÷ 1.460	1.365 ÷ 1.489
381711	1.461 ÷ 1.585	1.490 ÷ 1.614

LC*:Longitud Cortavientos
LC*: Wind Seal length
LH*: Ancho hoja
LH*: Sash width

4- Colocar y fijar las tapas del acople inferior.
4- Place and fix the bottom coupling cap.

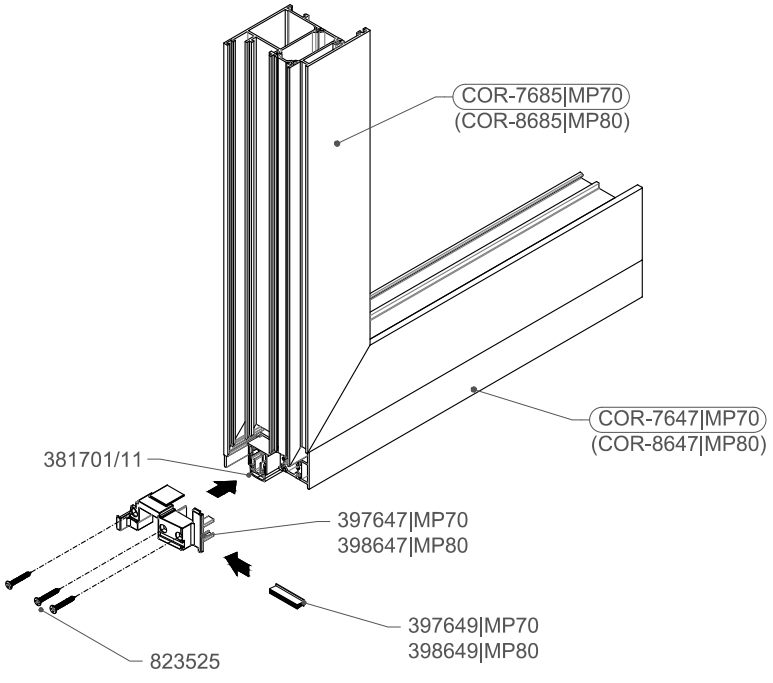

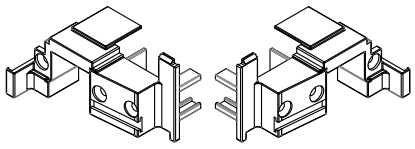

397647
Juego de tapas acople inferior MP70 sin umbral
Bottom coupling cap kit for no threshold MP70
398647
Juego de tapas acople inferior MP80 sin umbral
Bottom coupling cap kit for no threshold MP80

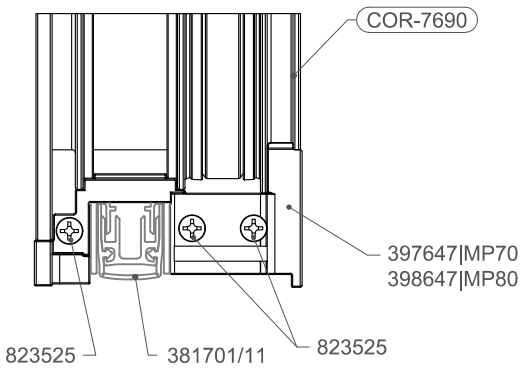

MONTAJE VIERTEAGUAS PUERTA SIN UMBRAL
RAIN GUTTER ASSEMBLY FOR NO THRESHOLD DOOR

APERTURA INTERIOR/INSIDE OPENING

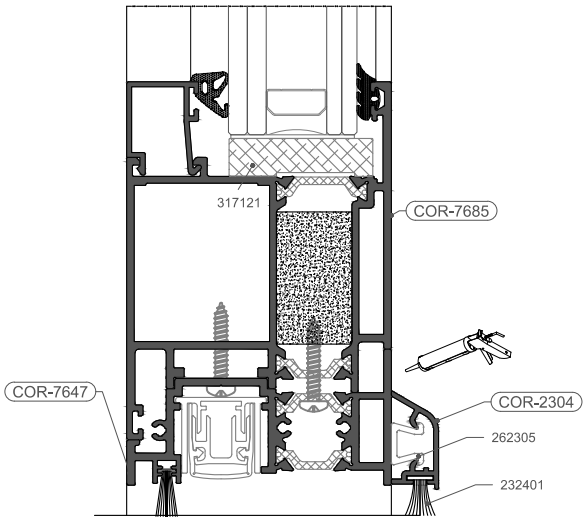

APERTURA EXTERIOR/OUTSIDE OPENING

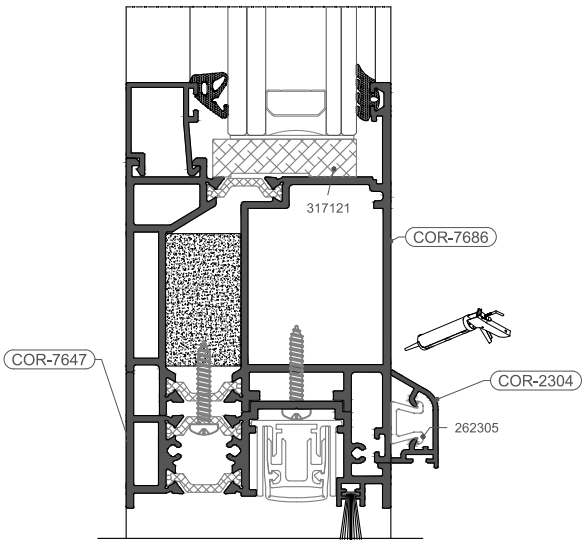

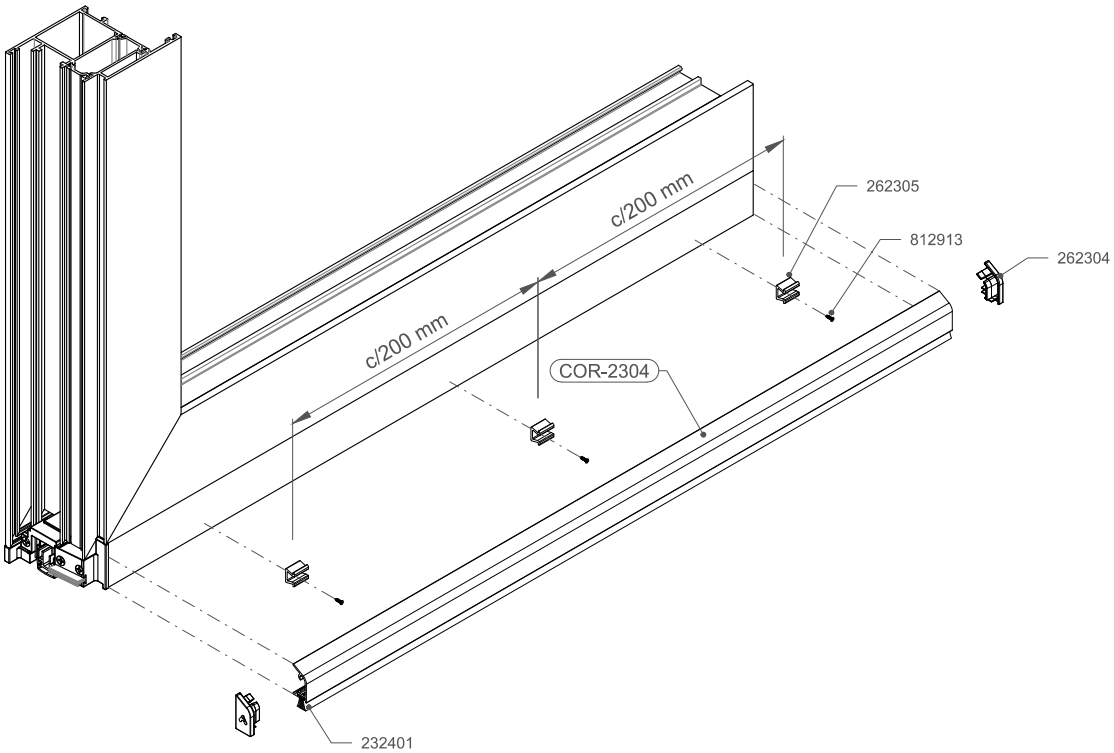

MONTAJE TAPAS INVERSOR MP70

INVERTER END PLATES ASSEMBLY MP70

Ref. 307640

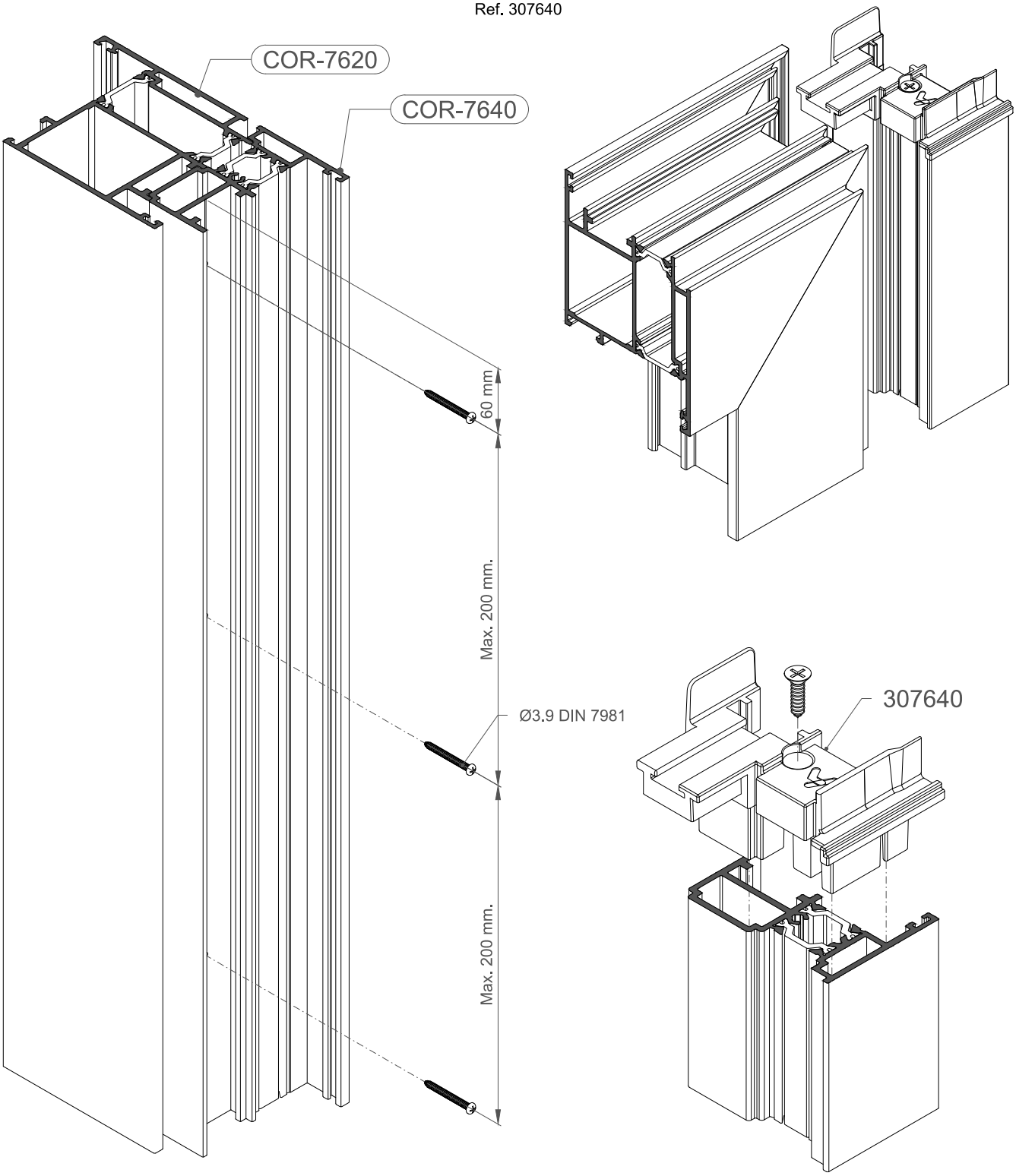

- Las tapas inversoras se pegarán al inversor y a las juntas con pegamento de cianocrilato y se sellarán al inversor con sellante de corte a inglete.
- Se aplicará un cordón de silicona longitudinalmente en la zona exterior de unión de hoja en inversor, y en el encuentro de las tapas con la hoja.
- The inverter end plates must be glued to the inverter and to the gaskets with cianocrilate glue and will be sealed to the inverter with mitre cut sealing.
- A silicone bead must be applied lengthwise in the outside area of the joint of the sash in inverter, and the meeting of the end plates with the sash.

MONTAJE TAPAS INVERSOR MP80

INVERTER END PLATES ASSEMBLY MP80

Ref. 308640

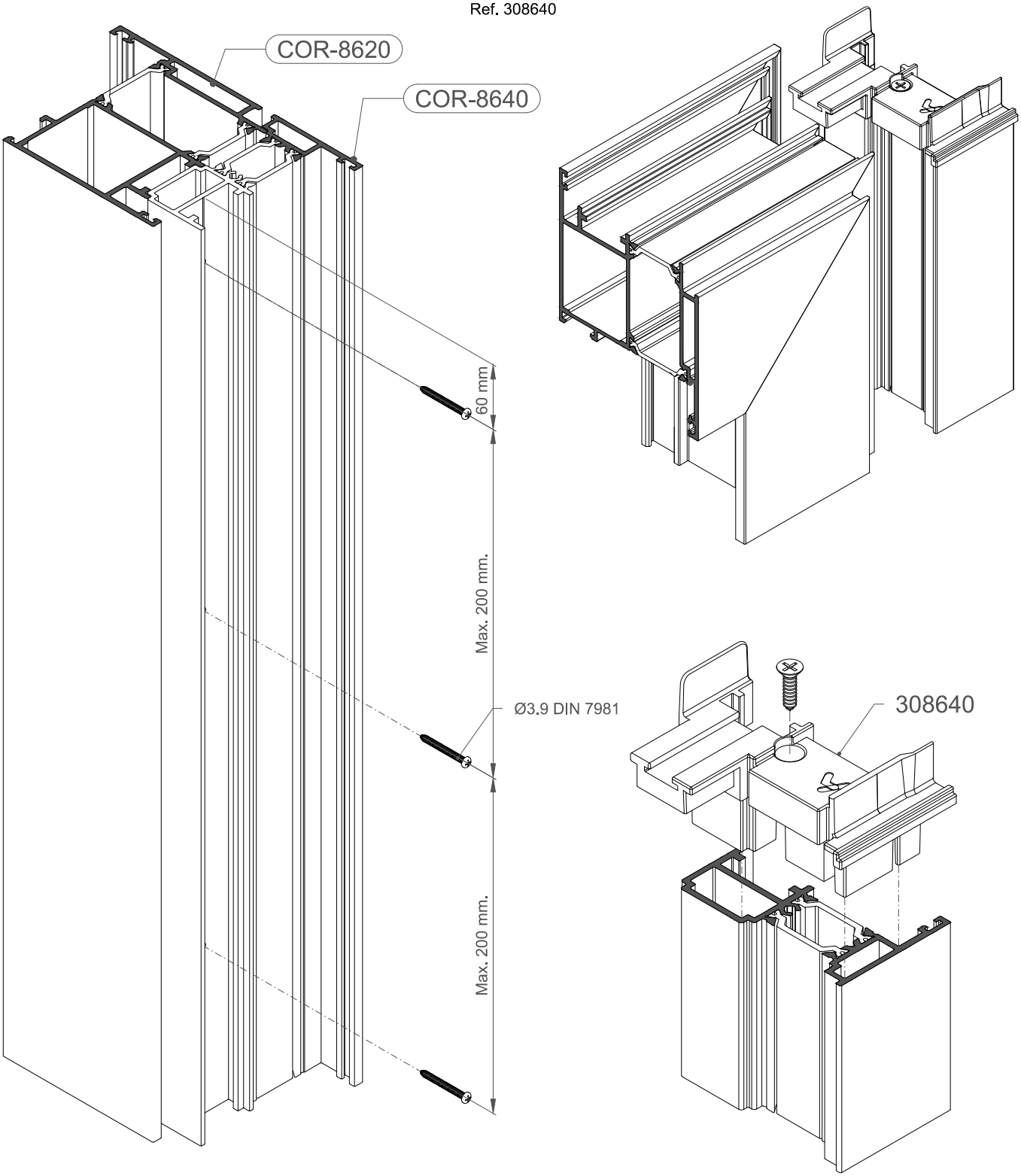

- Las tapas inversoras se pegarán al inversor y a las juntas con pegamento de cianocrilato y se sellarán al inversor con sellante de corte a inglete.
- Se aplicará un cordón de silicona longitudinalmente en la zona exterior de unión de hoja en inversor, y en el encuentro de las tapas con la hoja.
- The inverter end plates must be glued to the inverter and to the gaskets with cianocrilate glue and will be sealed to the inverter with mitre cut sealing.
- A silicone bead must be applied lengthwise in the outside area of the joint of the sash in inverter, and the meeting of the end plates with the sash.

E: 1:4

PEGADO DEL PANEL
BONDED OF THE PANEL

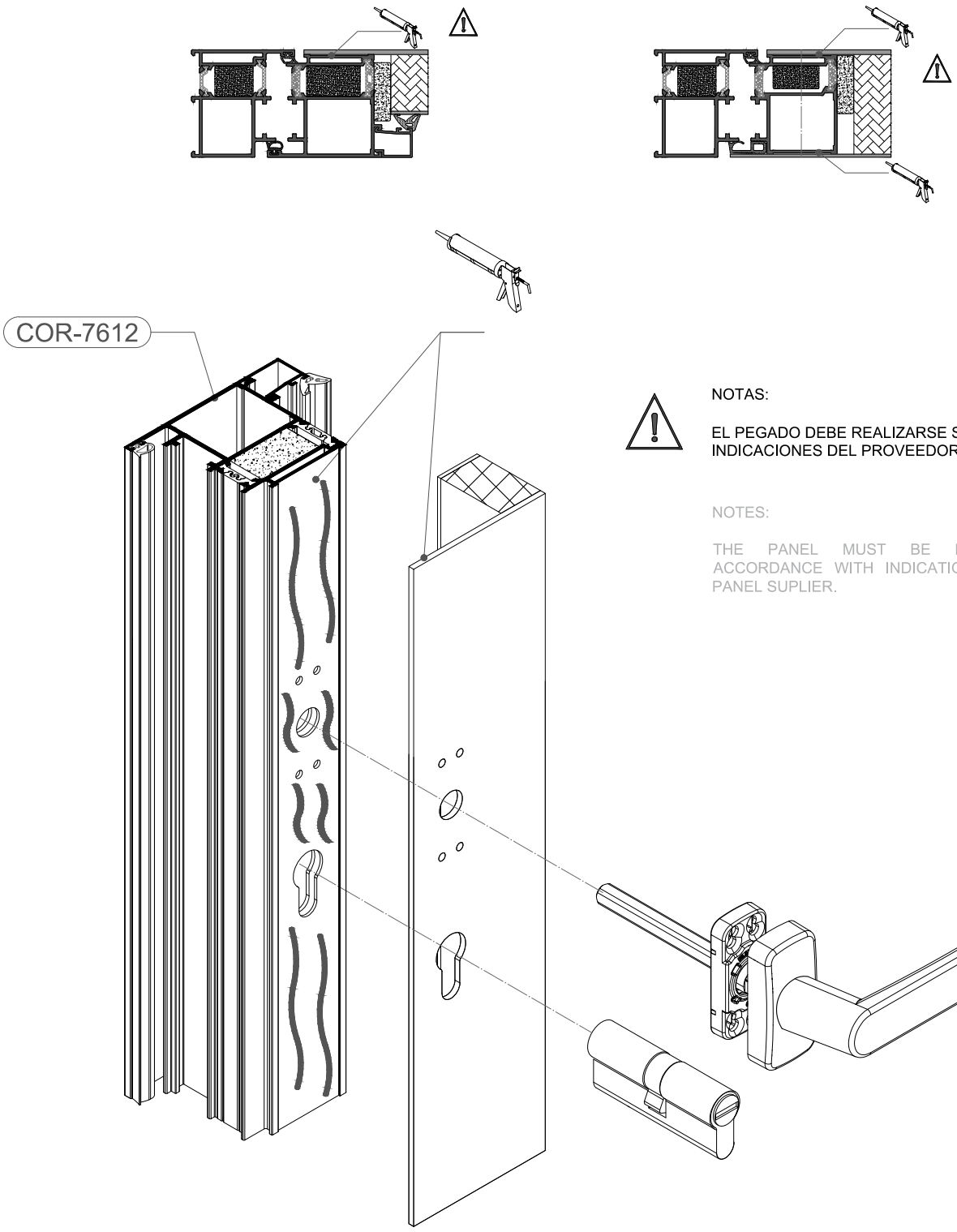

NOTAS:

EL PEGADO DEBE REALIZARSE SEGÚN LAS INDICACIONES DEL PROVEEDOR DE PANEL

NOTES:

THE PANEL MUST BE BONDED IN ACCORDANCE WITH INDICATIONS OF THE PANEL SUPLIER.

MONTAJE DEL PANEL
PANEL ASSEMBLY

Preparación de la superficie de contacto
Contact surface preparation

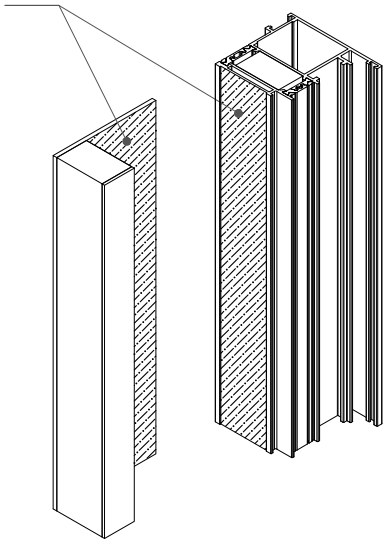

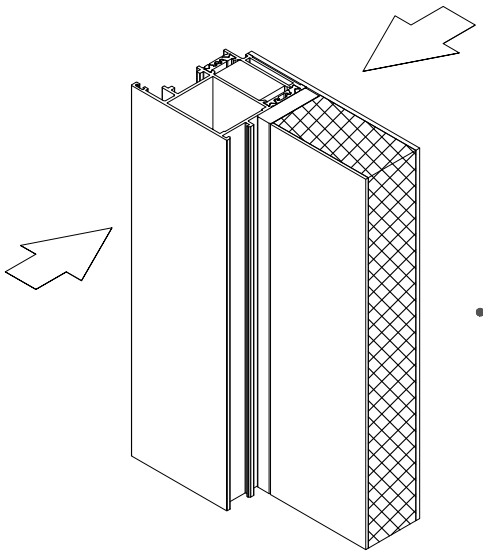

Pegado del panel de acuerdo a las indicaciones del proveedor.

Bonded of the panel in accordance with the panel supplier indications.

Se recomienda esperar 24h para un correcto pegado*.
*Consultar especificaciones técnicas del material utilizado

It is recommended to wait 24h for correct bonded*.
*Check technical specifications of material used.

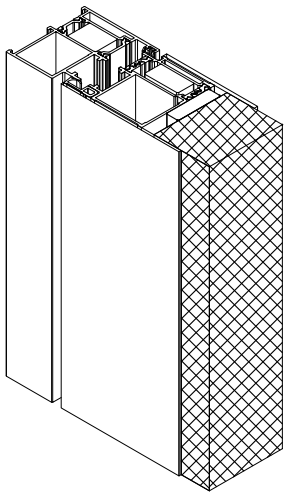

ZONA DE BISAGRAS
HINGES AREA

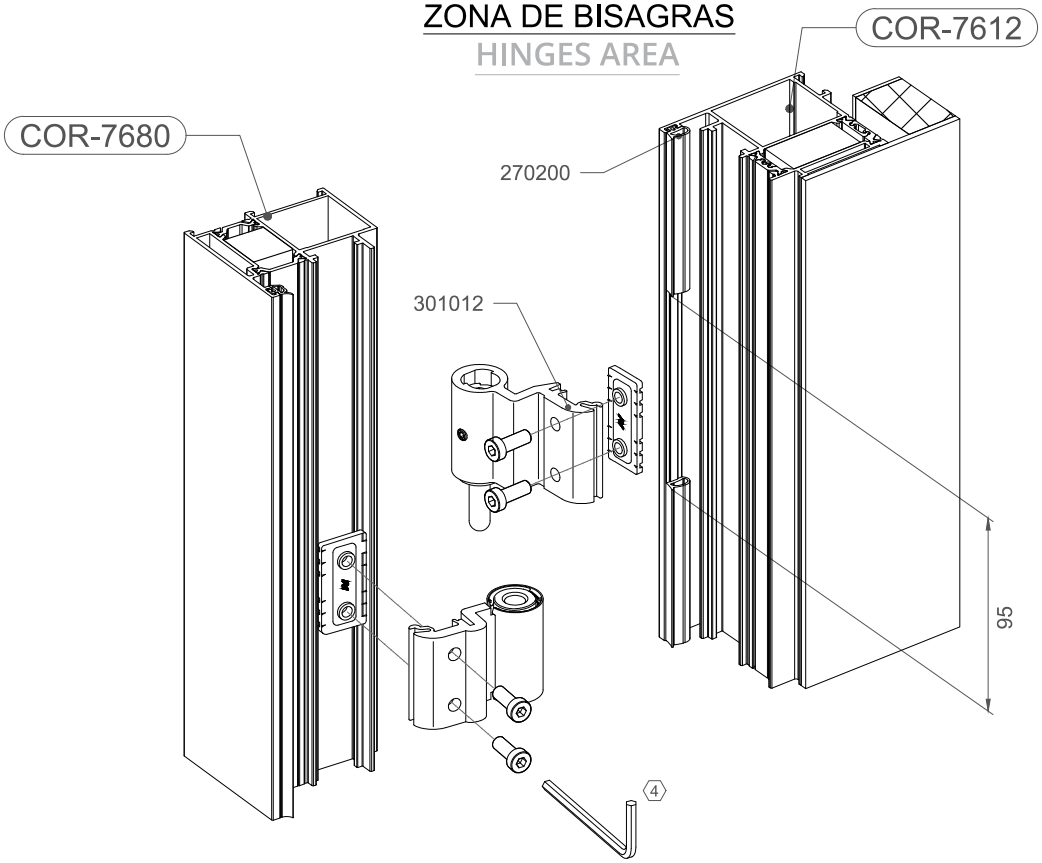

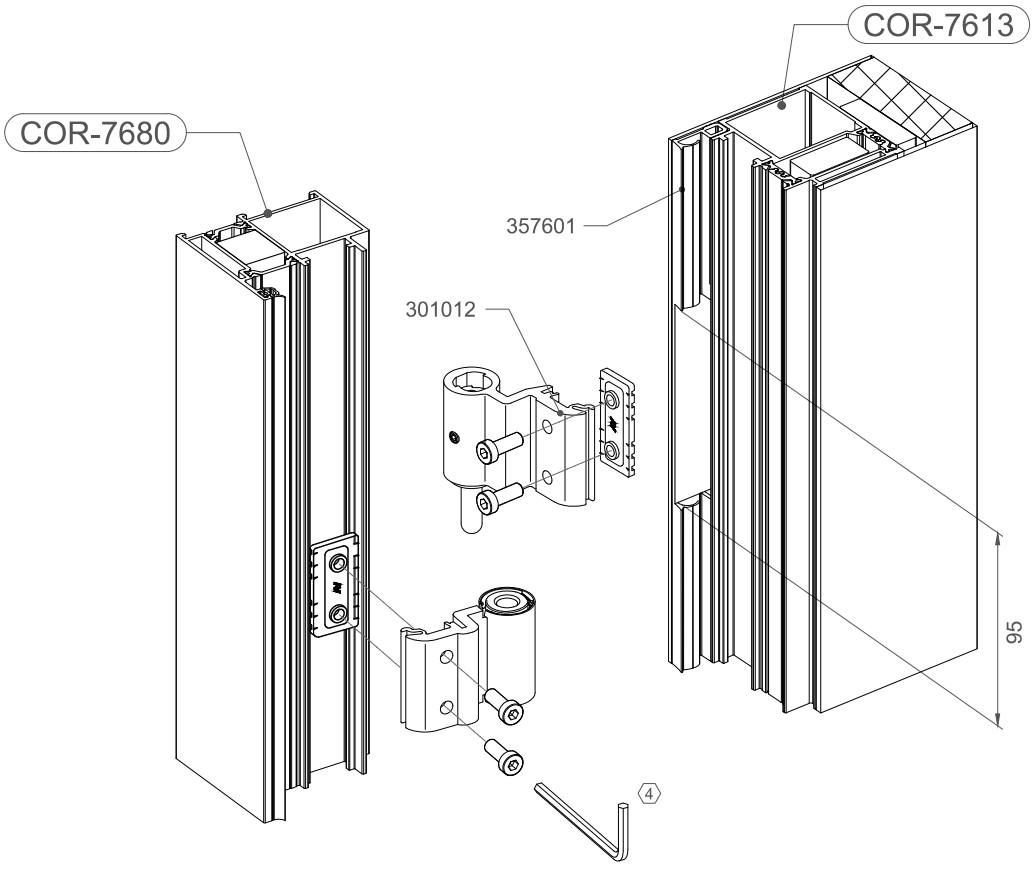

ZONA DE BISAGRAS
HINGES AREA

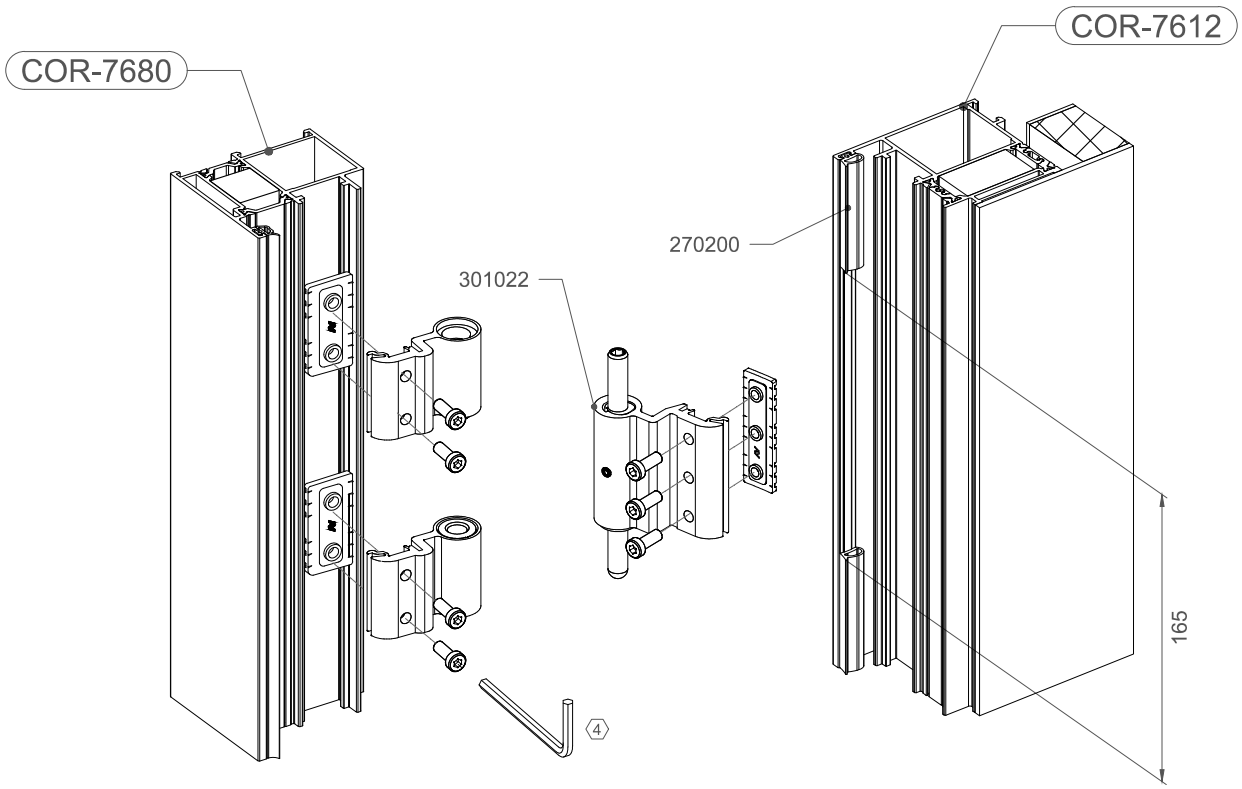

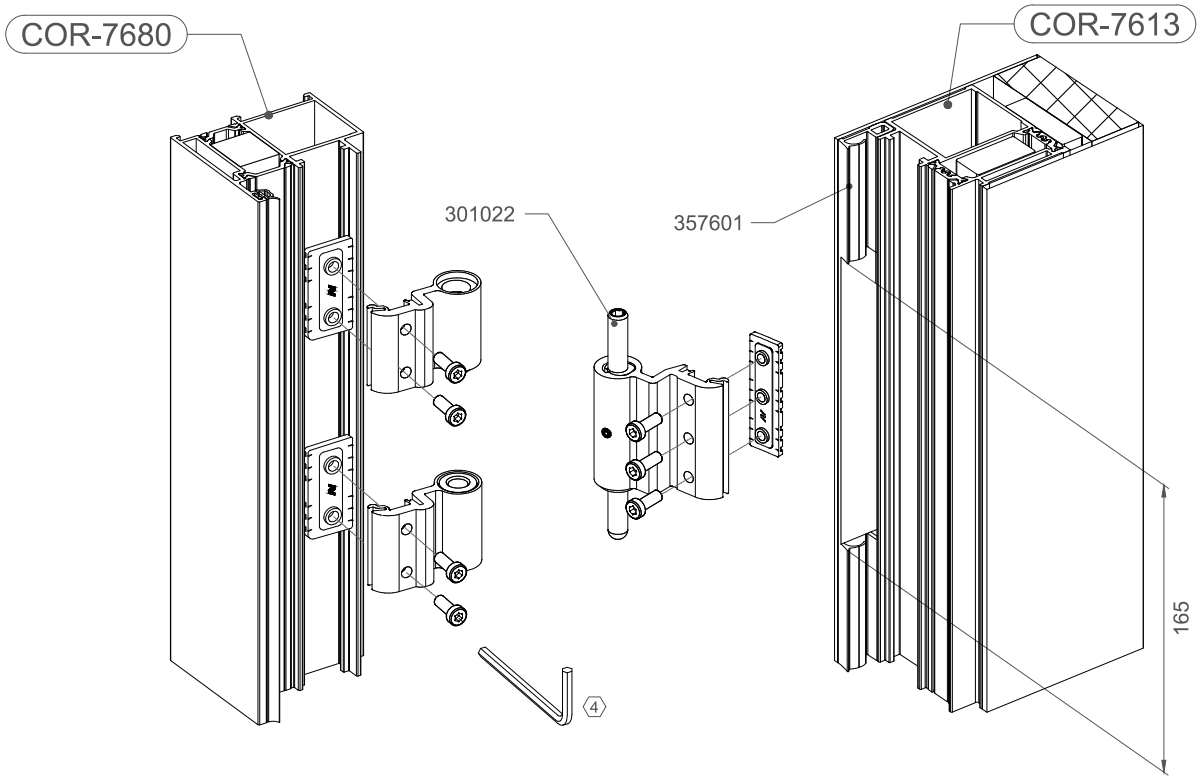

MONTAJE TIRADOR EMBUTIDO
INLAY PULL HANDLE ASSEMBLY

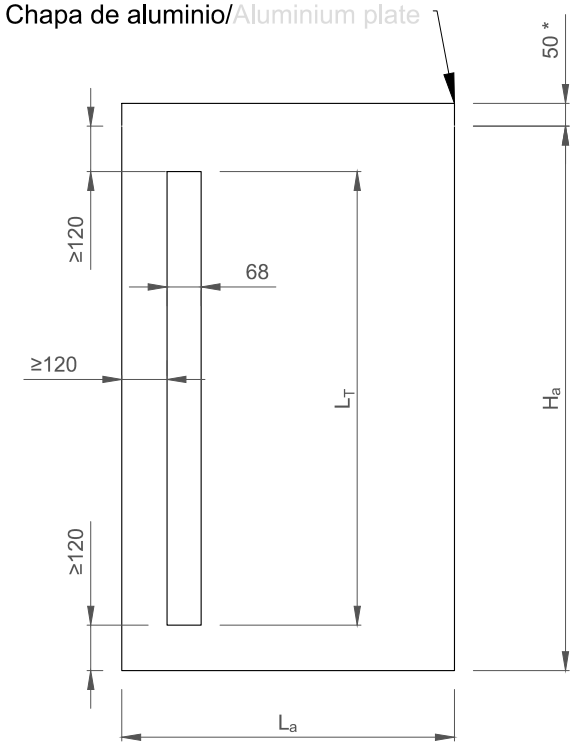

Paso 1. Cortar una chapa de aluminio a la medida de la hoja y con el hueco para el tirador a la longitud deseada (L_T).
*Añadir 50mm para su manipulación, si se van a realizar operaciones de lacado/anodizado.
Step 1. Cut a aluminion plate to the sash size and the pull handle hole with to desired length (L_T).
*If finishing operations are carried out, add 50 mm for handling.

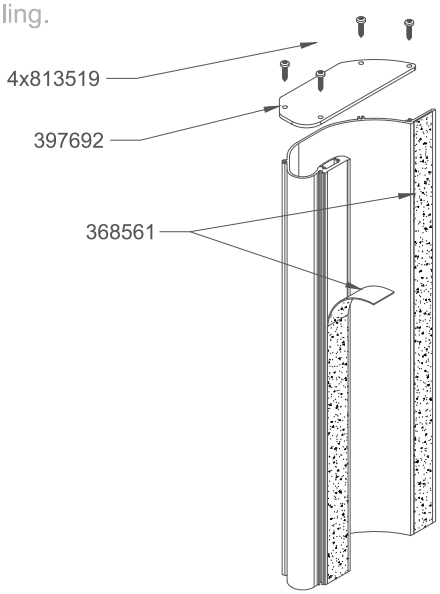

Paso 3. Atornillar la tapa superior e inferior y colocar la cinta doble cara (368561) en las cajeras.
Step 3. Screw the top and bottom cover and place the double-sided tape (368561) on the pockets.

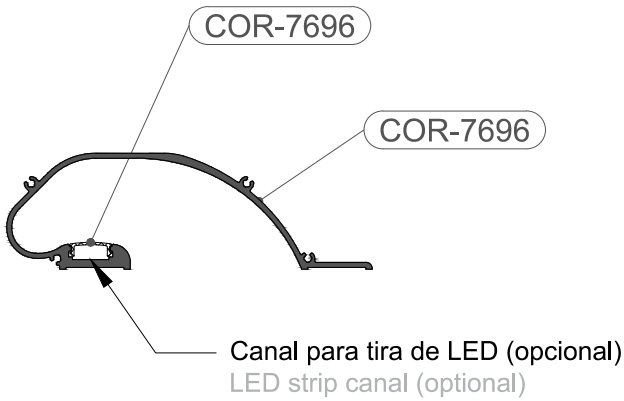

Paso 2. Cortar los perfiles COR-7695 y 7696 a la longitud L_T e instalar la tira de LEDs (en caso de llevarla). Clipar la tapa COR-7696 sobre el tirador COR-7696
Step 2. Cut the profiles COR-7695 and 7696 to the length L_T and install the LEDs strip (in case it is chosen). Clip the cap COR-7696 on the profile COR-7696.

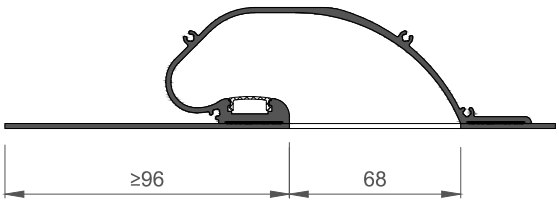

Paso 3. Pegar el perfil a la chapa de aluminio, como se muestra en el dibujo. Enviar la chapa al proveedor de panel para su fabricación.
Step 3. Paste the profile to the aluminion plate, as it shown on the drawing. Send the plate to your panel supplier to its manufacturing.

ALARGADERAS Y SOLAPES
CILL AND STRAIGHT OVERLAPS

E 1:1
COR-7993

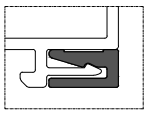

COR-4993

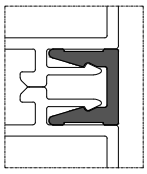

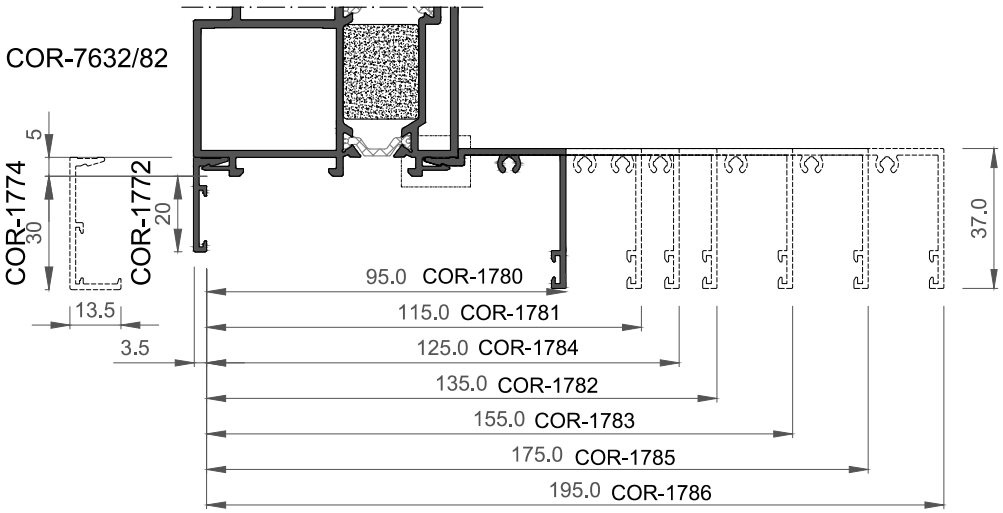

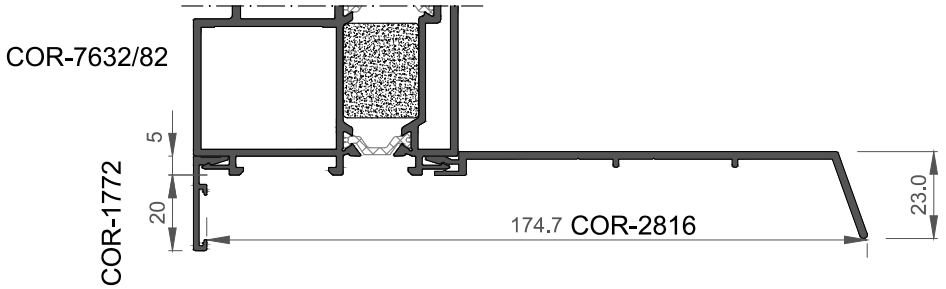

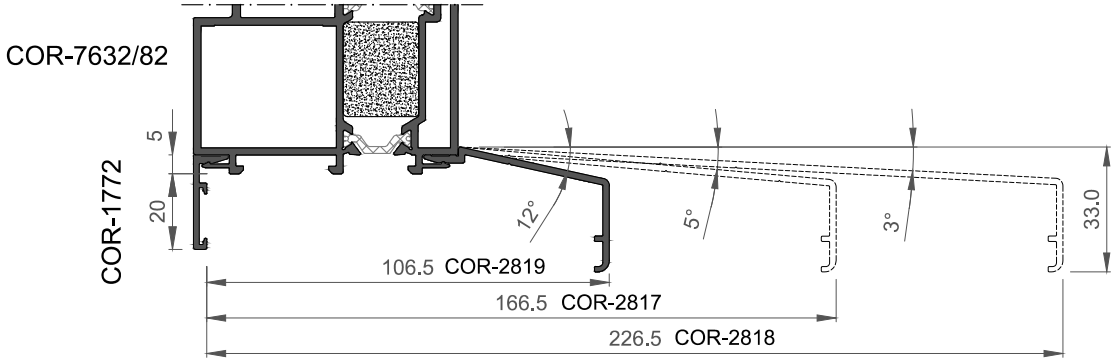

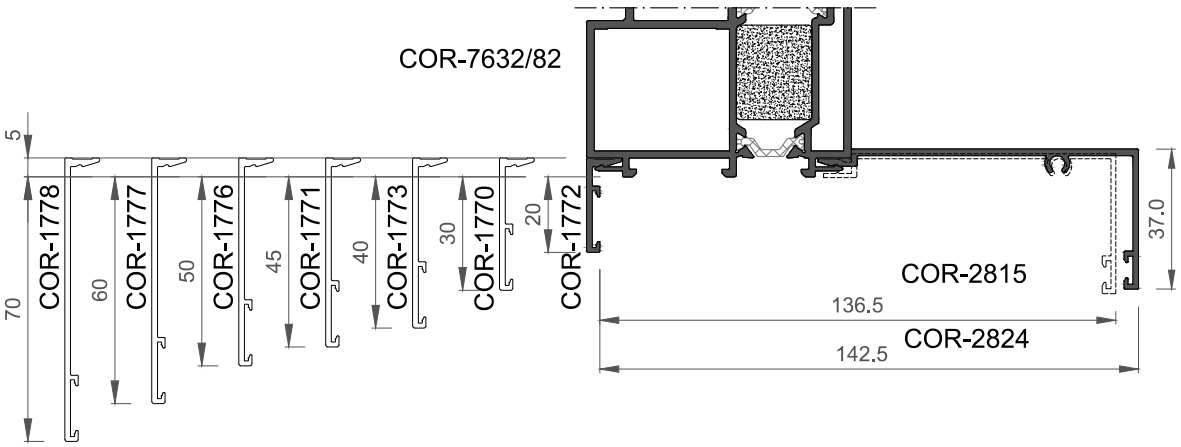

1:2

ALARGADERAS Y SOLAPES
CILL AND STRAIGHT OVERLAPS

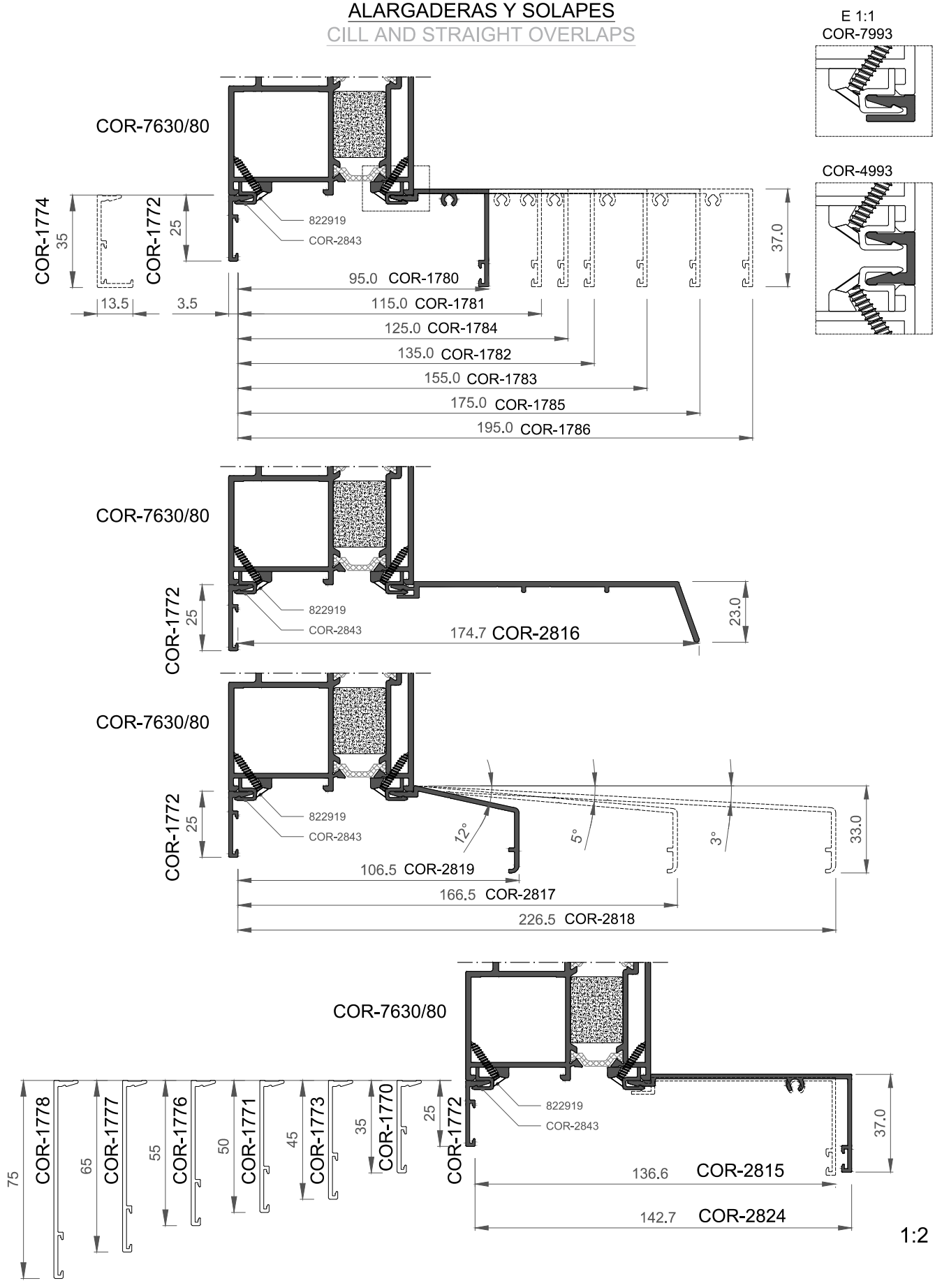

PUERTA MILLENNIUM PLUS
MILLENNIUM PLUS DOOR

9. MECANIZADOS
9. MACHINING

IMPORTANTE

ALUMINIOS CORTIZO S.A.U. se reserva el derecho de modificar o eliminar cualquiera de sus perfiles, accesorios o juntas del sistema sin previo aviso.

ALUMINIOS CORTIZO S.A.U. no se hace responsable de las posibles erratas tipográficas de este catálogo y recomienda encarecidamente al cliente que, antes de la formalización de cualquier pedido, verifique que las referencias aparecidas en el mismo son las correctas.

IMPORTANT

ALUMINIOS CORTIZO S.A.U. reserves the right to modify or remove any of its system profiles, accessories or gaskets without prior notification.

ALUMINIOS CORTIZO S.A.U. will not be responsible for any possible typographical errors in this catalogue and strongly recommends to the client that, before formalising any order, to check that the references that appear in this catalogue are correct.

TROQUEL PUERTAS

307899 (SIN PULMÓN) / 307898 (CON PULMÓN)

DOORS PUNCH TOOL

307899 (WITHOUT PLENUM CHAMBER) /
307898 (WITH PLENUM CHAMBER)

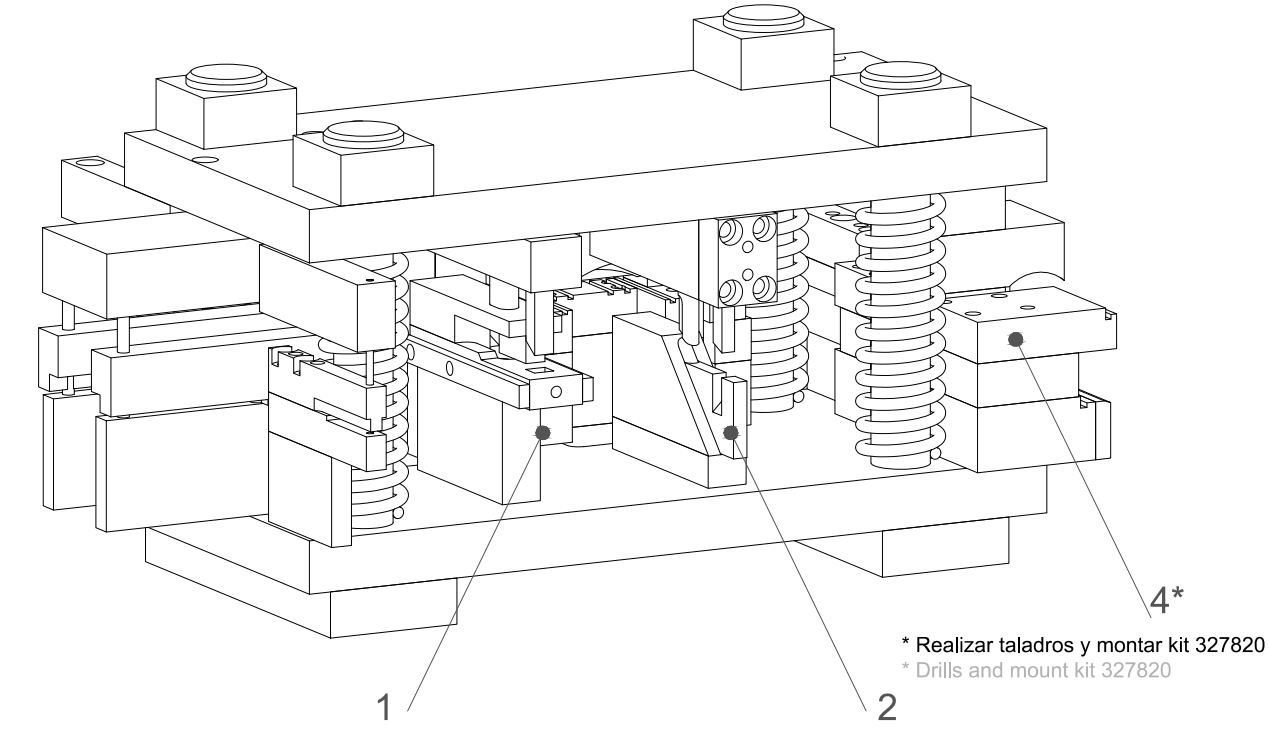

* Realizar taladros y montar kit 327820
* Drills and mount kit 327820

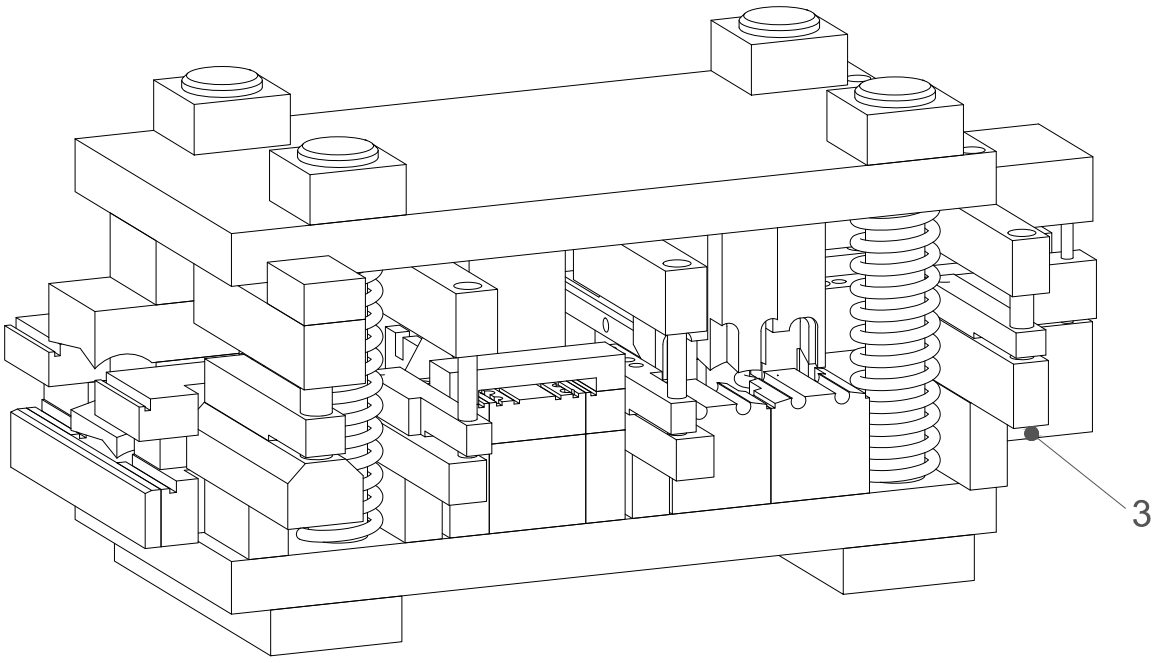

Nota: Troquel válido para las series Millennium, Millennium Plus y Millennium FR.
Note: Punch tool valid for series Millennium, Millennium Plus and Millennium FR.

OPERACIÓN 1: Mecanizado escuadra principal hoja y marco/
OPERATION 1: Machining main cleat sash and frame

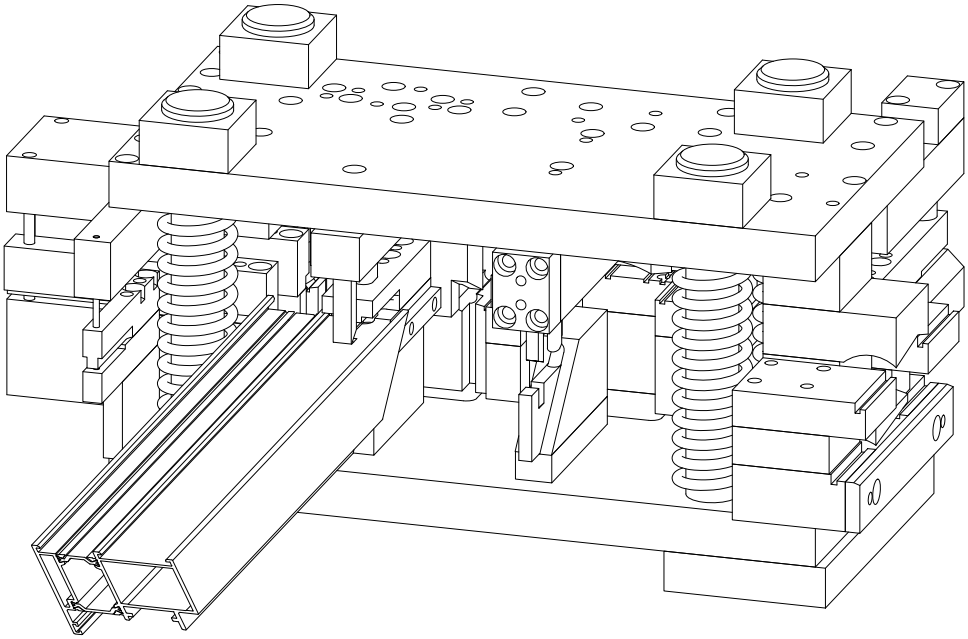

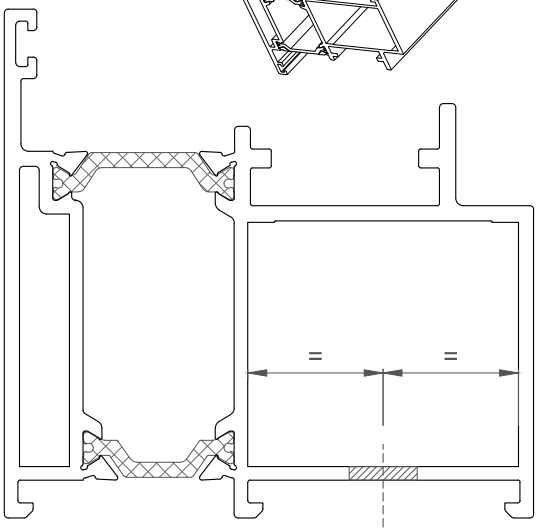

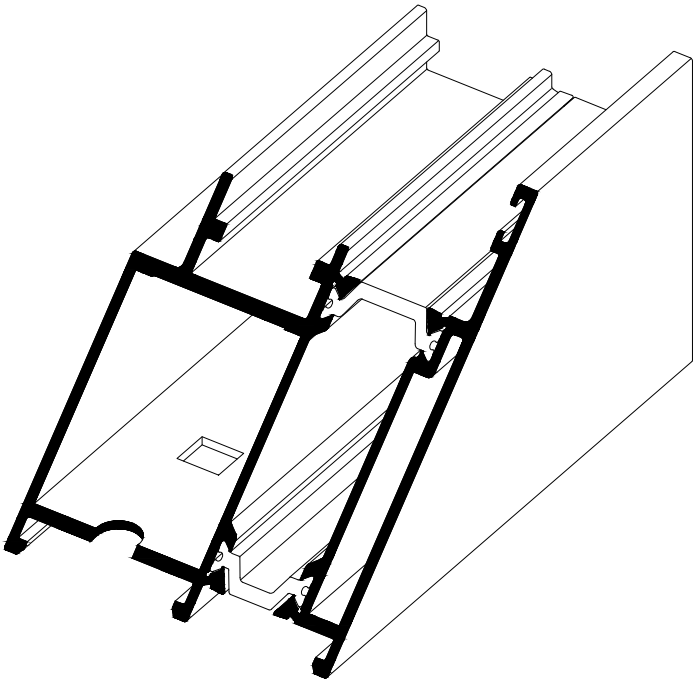

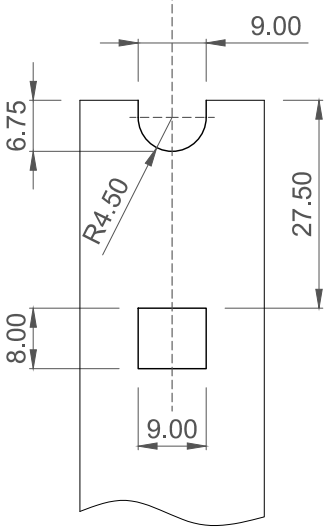

	PERFILES SOBRE LOS QUE SE REALIZA EL MECANIZADO/PROFILES WHICH ARE MACHINED
M. Plus 70	COR-7610, COR-7611, COR-7612, COR-7613, COR-7620, COR-7621, COR-7630, COR-7635, COR-7637, COR-7645, COR-7646, COR-7656, COR-7680, COR-7681, COR-7685, COR-7686 y COR-7687
M. Plus 80	COR-8610, COR-8611, COR-8612, COR-8613, COR-8620, COR-8621, COR-8630, COR-8635, COR-8637, COR-8645, COR-8646, COR-8656, COR-8680, COR-8681, COR-8685, COR-8686 y COR-8687

- Perfiles con cámara de 25.60 mm : Laterales bajados.
- Perfiles con cámara de 35.80 mm : Laterales subidos.
- Profiles with chamber of 25.60 mm : Laterals down.
- Profiles with chamber of 35.80 mm : Laterals up.

OPERACIÓN 2: Mecanizado escuadra secundaria hoja y marco/

OPERATION 2: Machining secondary cleat sash and frame

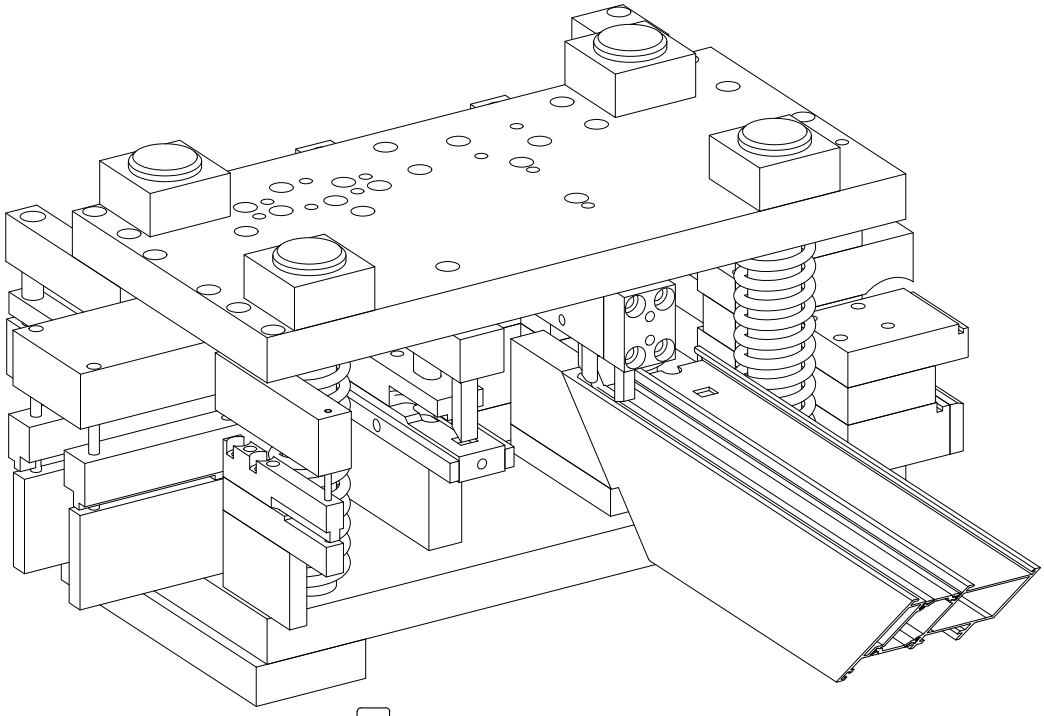

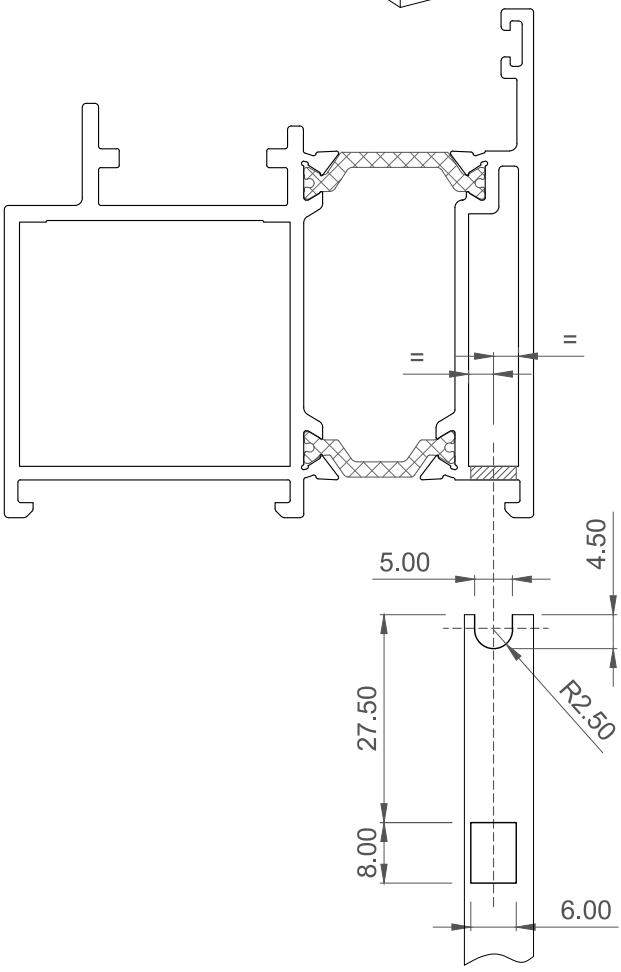

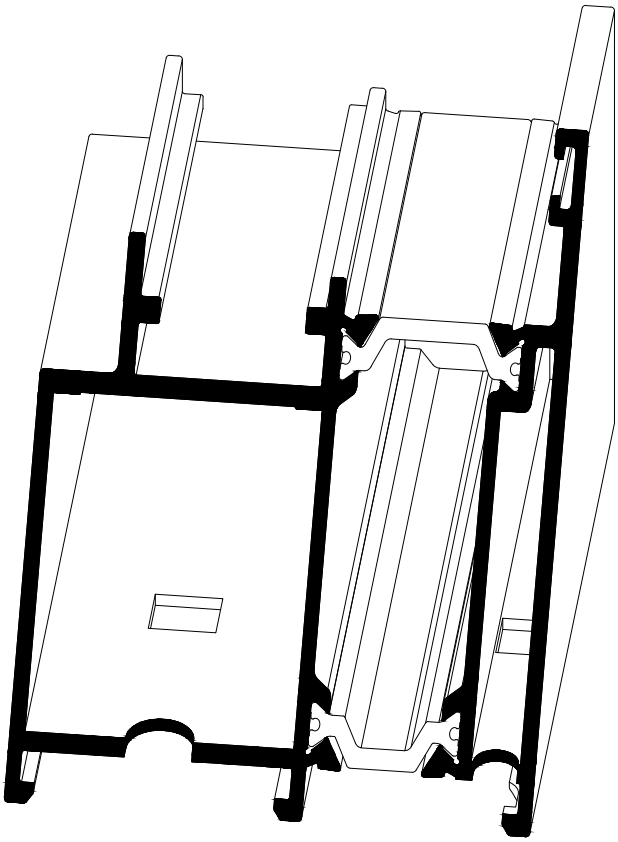

	PERFILES SOBRE LOS QUE SE REALIZA EL MECANIZADO/PROFILES WHICH ARE MACHINED
M. Plus 70	COR-7620, COR-7621, COR-7630, COR-7637, COR-7680, COR-7685, COR-7686 y COR-7687
M. Plus 80	COR-8620, COR-8621, COR-8630, COR-8637, COR-8680, COR-8685, COR-8686 y COR-8687

OPERACIÓN 3: Mecanizado tope T/ OPERATION 3: Machining T cap

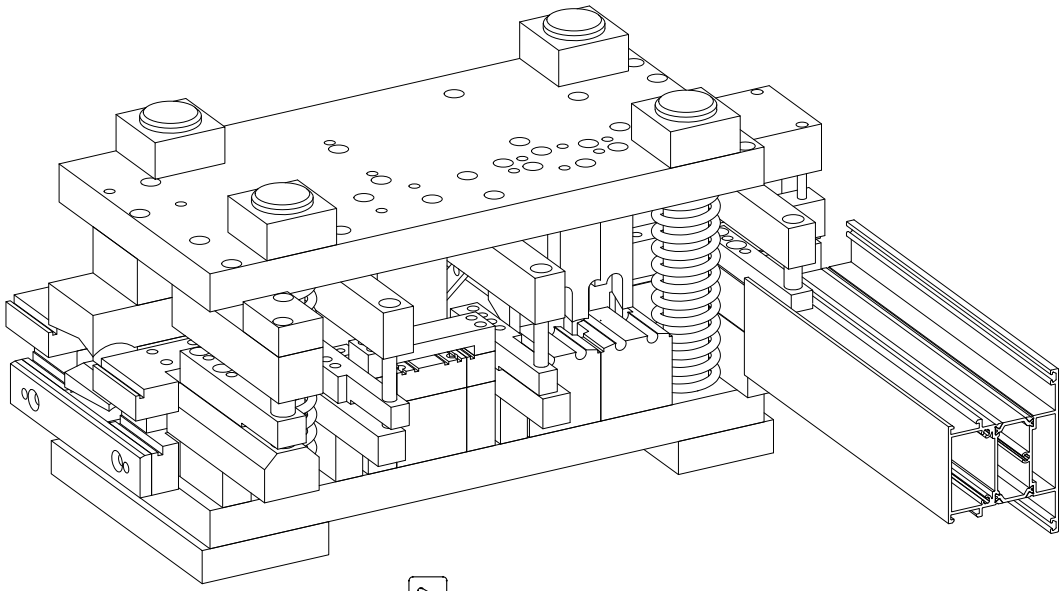

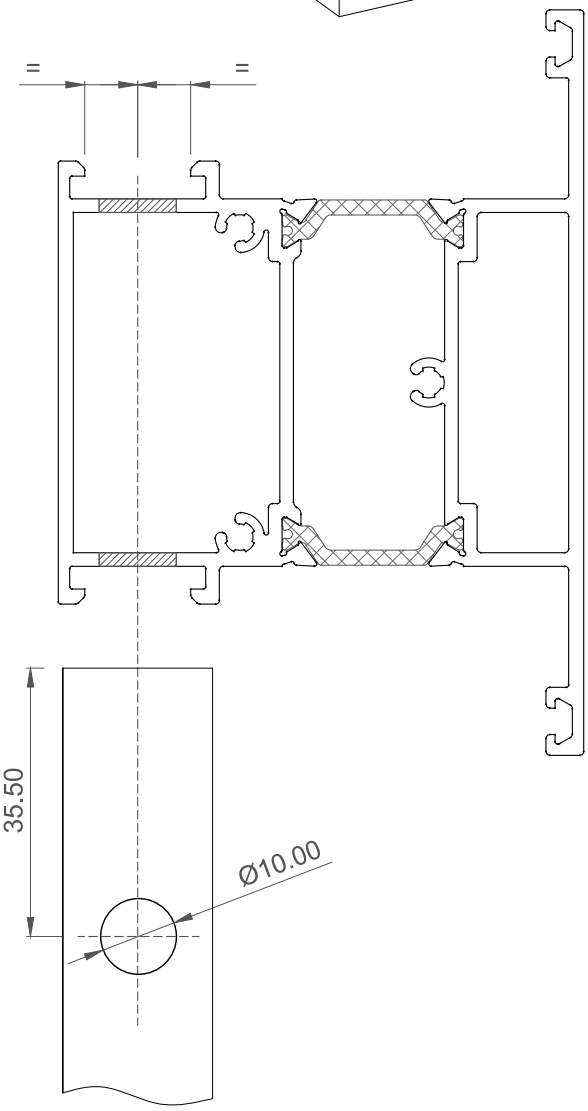

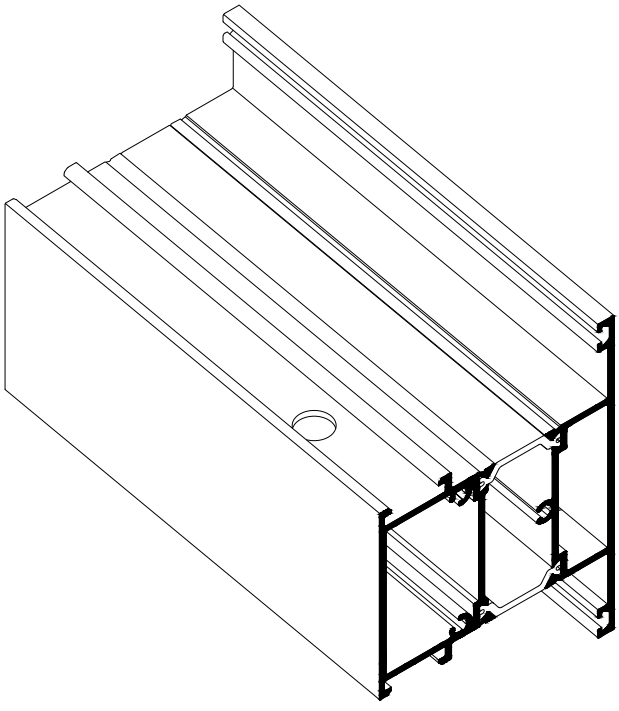

	PERFILES SOBRE LOS QUE SE REALIZA EL MECANIZADO/PROFILES WHICH ARE MACHINED
M. Plus 70	COR-7670 y COR-7690
M. Plus 80	COR-8670 y COR-8690

OPERACIÓN 4: Mecanizado escuadra vaivén hoja y marco/
OPERATION 4: Machining swing cleat sash and frame

327820 Kit escuadra hoja y marco vaivén/
327820 kit cleat swing sash and frame

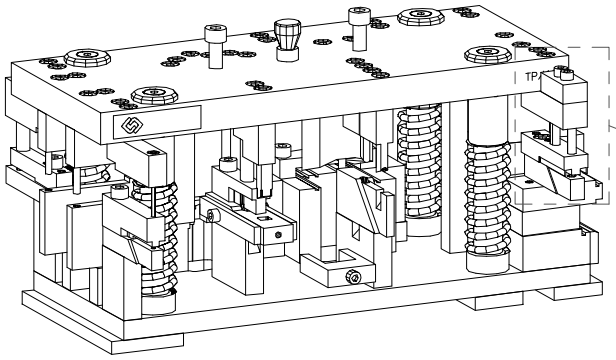

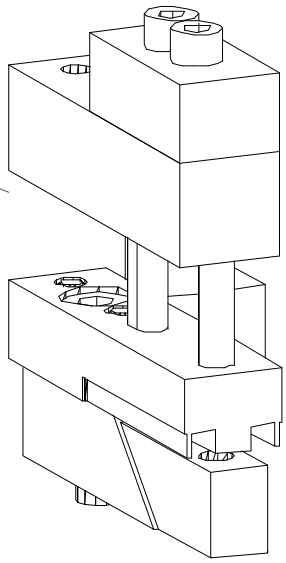

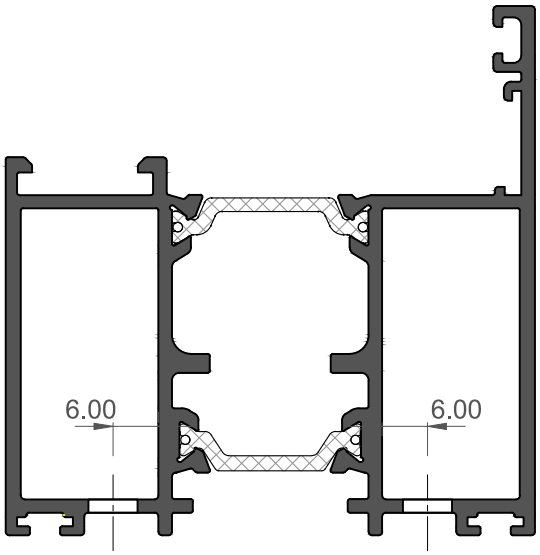

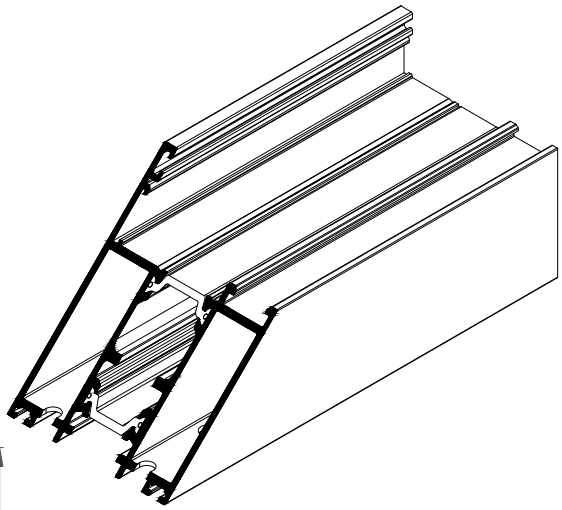

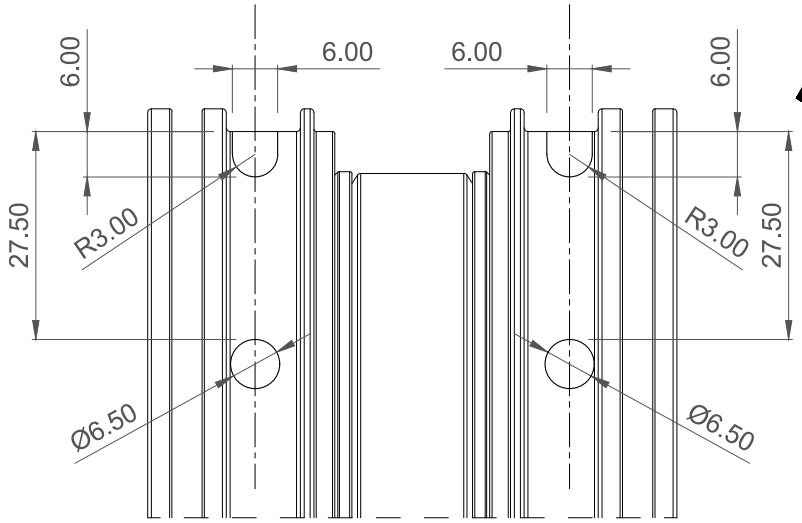

	PERFILES SOBRE LOS QUE SE REALIZA EL MECANIZADO/PROFILES WHICH ARE MACHINED
M. Plus 70	COR-7650 y COR-7651

TROQUEL ESCUADRAS

347799 (Sin pulmón) ó 347798 (Con pulmón)
Válido para marcos con enganche

PUNCH TOOL CLEAT

347799 (Without plenum chamber) or
347798 (With plenum chamber)
Valid for frames with attachment

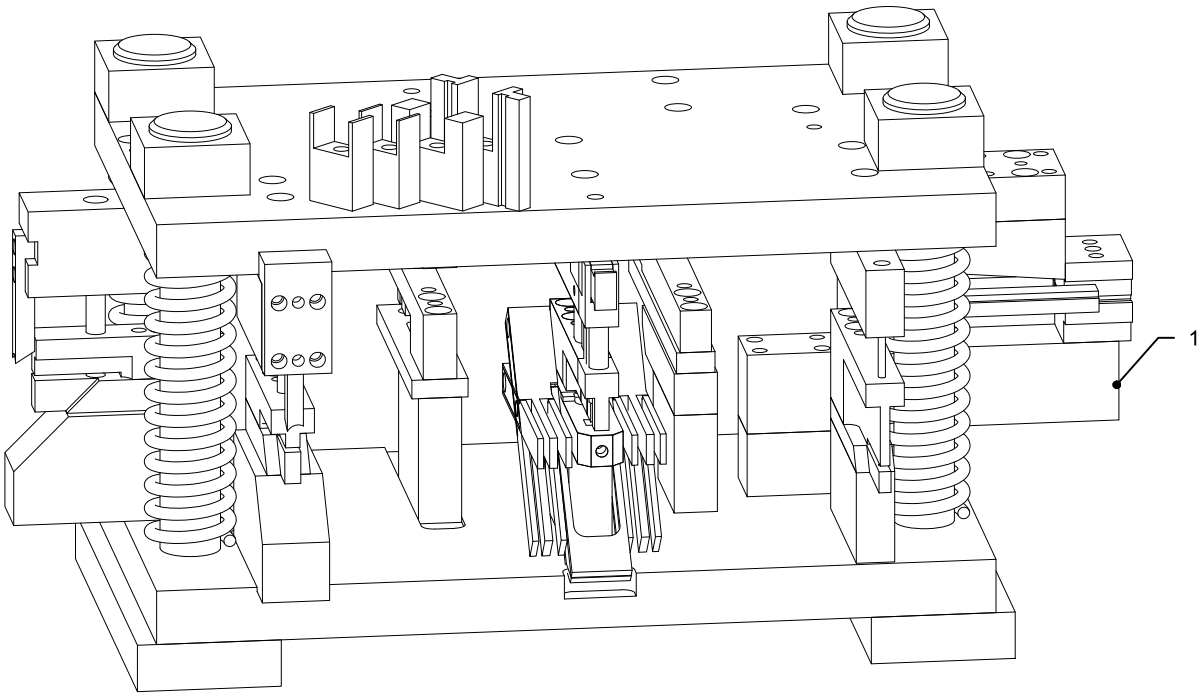

OPERACIÓN 1: Barrido pestañas exteriores marcos

OPERATION 1: Clear out exterior frame flaps

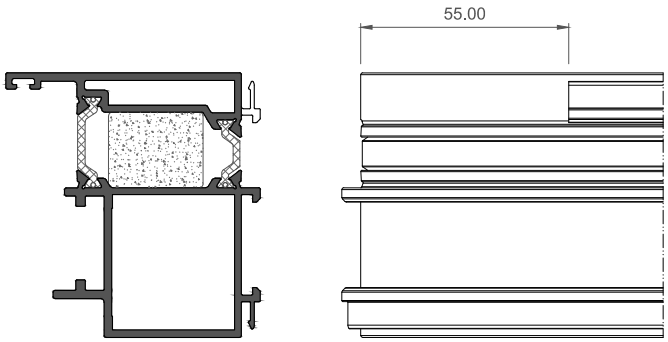

E = 1:2
S = 1:2

	PERFILES SOBRE LOS QUE SE REALIZA EL MECANIZADO/PROFILES WHICH ARE MACHINED
M. Plus 70	COR-7632 y COR-7682
M. Plus 80	COR-8632 y COR-8682

Normas de uso y seguridad:

- Las prensas en donde se acoplen los troqueles deberán cumplir con la normativa CE, vigente relativo a la seguridad en máquinas herramientas.
- La colocación y sujeción de la matriz será de forma rígida y segura, siendo aconsejable su fijación con bridas a la bancada de trabajo. Se dispondrá de espacio suficiente para el manejo de los perfiles a mecanizar y una iluminación adecuada.
- Durante la utilización del troquel, es obligatorio el empleo de guantes protectores. Se sujetarán los perfiles a mecanizar con las manos siempre alejadas de la zona de trabajo del troquel.
- En las labores de colocación, mantenimiento y/o limpieza del troquel, es obligatoria la desconexión de la fuente de energía que pueda producir un accionamiento imprevisto del mismo.
- La presión de aire comprimido mínima para trabajar con el troquel será de 6 kg/cm².

Normas de mantenimiento:

- El troquel se deberá lubricar convenientemente antes de trabajar con él mediante el uso de un spray de aceite para herramienta de corte ligero, en vías de un buen funcionamiento del mismo y de una buena colocación de los perfiles a mecanizar.
- Deberán eliminarse previamente del troquel cualquier retal o viruta de aluminio y/o plásticos producto de trabajos anteriores.
- Comprobar el estado de afilado de los distintos elementos cortantes.
- Mantener alejado el troquel de ambientes húmedos o agresivos, que puedan deteriorar los componentes de la misma. En períodos largos de inactividad se recomienda pulverizar el troquel con algún aceite o producto antioxidante.

RULES OF USE, SECURITY AND MAINTENANCE

Rules of use and security:

- The presss where the tool is connected must be in accordance with CE regulations.
- The tool needs to be installed in a safe way, it is recommended to fix to a workbench with guide plates.There must be enough space and light to handle the profile to be operated on.
- While using the tool, it is mandatory to use protection gloves. The profiles must be held away from the tool while in use.
- While installing, maintaining and/or cleaning the tool, it is necessary to unplug the tool from the air line.
- The minimum compressed air pressure to work with the tool will be de 6 kg/cm².

Rules of maintenance:

- The die must be lubricated with a tool oil spray before use.
- All remnants of aluminum and/or plastic must be removed before using the tool.
- **Before every use please ensure that all remnants from previous work has been removed, as this could cause damage in certain operations.**
- Keep the tool away from humid or harsh environments which may deteriorate its components. In long periods of inactivity it is advisable to spray the tool with oil or an antioxidant product.

MILLENNIUM PLUS 70

JUEGO DE FRESAS TRAVESAÑO / DIVISOR / COMPLEMENTO ZÓCALO
MILLER SET TRANSOM / DIVIDER / BASE COMPLEMENT

REF. KIT FRESADO/REF. MILLER KIT	PERFILES QUE FRESA/MILLED PROFILES	ENCUENTRO CON PERFILES/MEETING WITH PROFILES
307690 (Eje 32 mm)	COR-7670 y COR-7690	COR-7620, COR-7621, COR-7635, COR-7637, COR-7670, COR-7681, COR-7685, COR-7686, COR-7687 y COR-7690
317690 (Eje 40 mm)	COR-7678 y COR-7688	COR-7620, COR-7621, COR-7685 y COR-7686

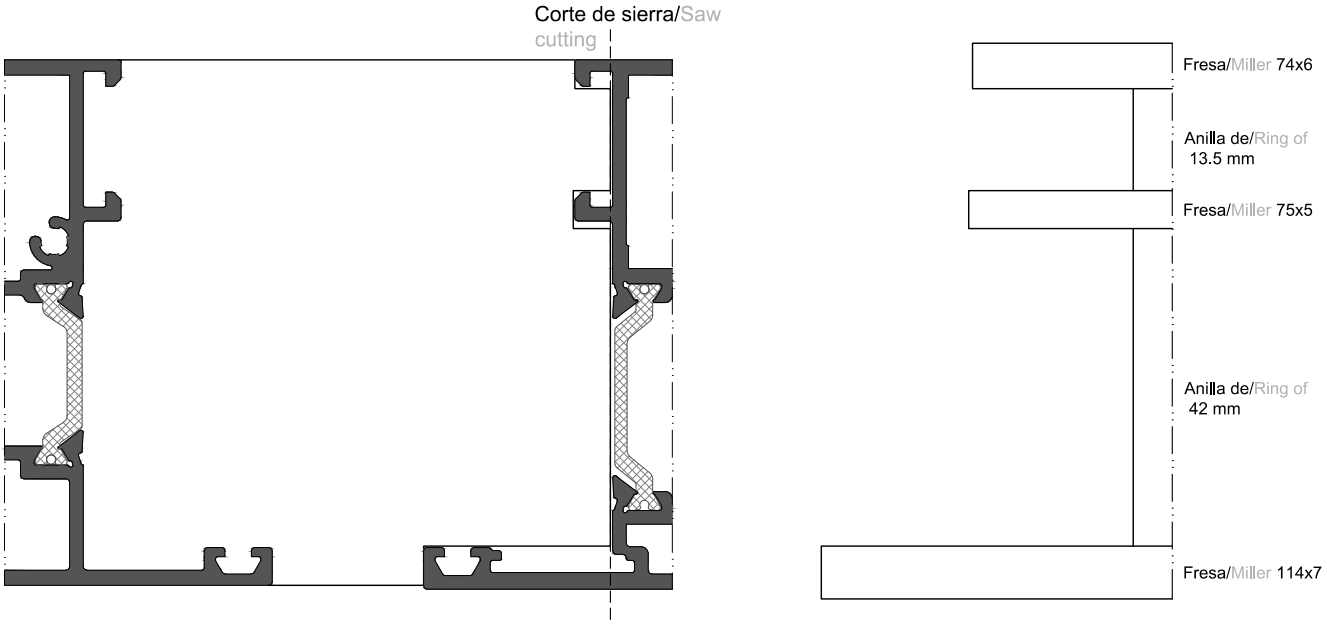

JUEGO DE FRESAS UMBRALES
MILLER SET THRESHOLD

REF. KIT FRESADO/REF. MILLER KIT	PERFILES QUE FRESA/MILLED PROFILES	ENCUENTRO CON PERFILES/ MEETING WITH PROFILES
307695 (Eje 32 mm) 307696 (Eje 40 mm)	COR-7648, COR-7660 y COR-7664	COR-7630, COR-7645, COR-7646 y COR-7680

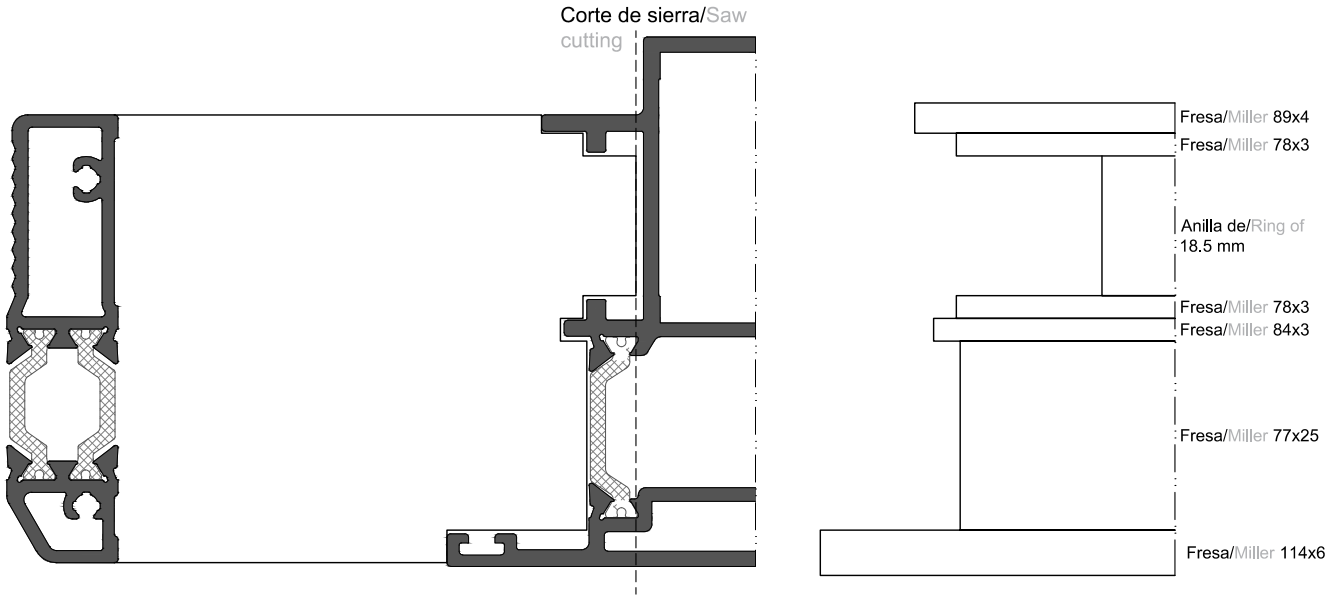

MILLENNIUM PLUS 80

JUEGO DE FRESAS TRAVESAÑO / DIVISOR / COMPLEMENTO ZÓCALO
MILLER SET TRANSOM / DIVIDER / BASE COMPLEMENT

REF. KIT FRESADO/REF. MILLER KIT	PERFILES QUE FRESA/MILLED PROFILES	ENCUENTRO CON PERFILES/MEETING WITH PROFILES
307690 (Eje 32 mm)	COR-8670 y COR-8690	COR-8620, COR-8621, COR-8635, COR-8637, COR-8670, COR-8681, COR-8685, COR-8686, COR-8687 y COR-8690
317690 (Eje 40 mm)	COR-8678 y COR-8688	COR-8620, COR-8621, COR-8685 y COR-8686

Corte de sierra/Saw cutting

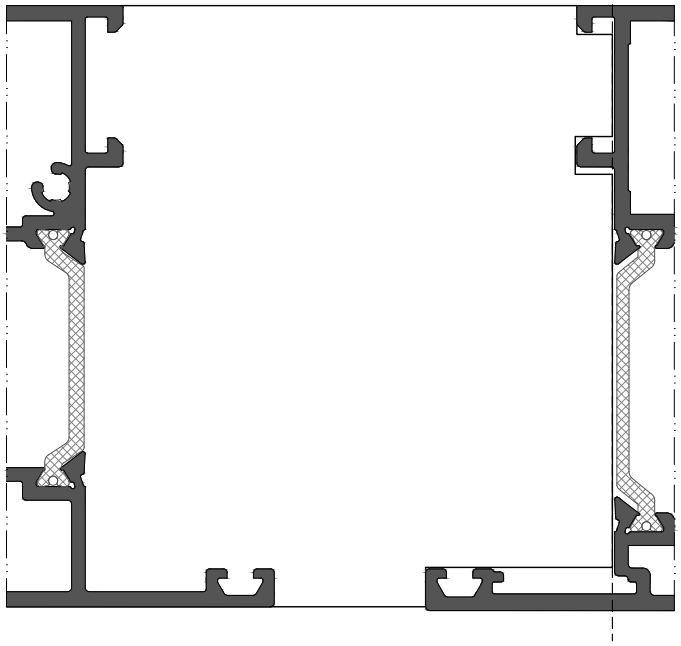

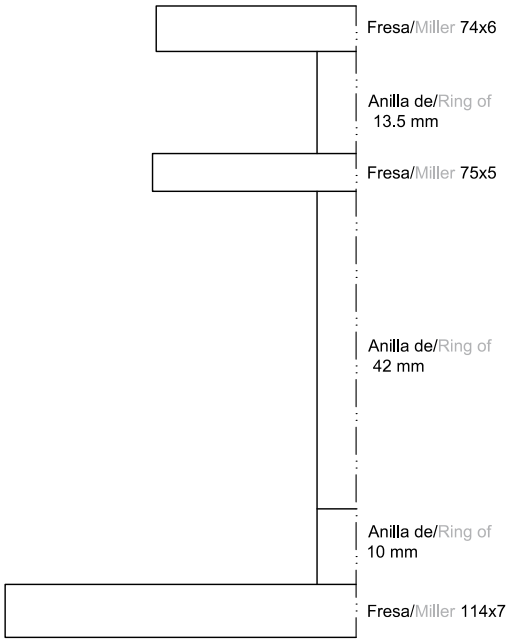

JUEGO DE FRESAS UMBRALES
MILLER SET THRESHOLD

REF. KIT FRESADO/REF. MILLER KIT	PERFILES QUE FRESA/MILLED PROFILES	ENCUENTRO CON PERFILES/ MEETING WITH PROFILES
307695 (Eje 32 mm) 307696 (Eje 40 mm)	COR-7885, COR-7881 y COR-8664	COR-8630, COR-8645, COR-8646 y COR-8680

(*)Las fresas actuales son válidas para la M. Plus de 70 y 80. Para actualizar fresas antiguas hay que pedir la fresa de 77x10.
The current millers are valid for M. Plus 70 and 80. To upgrade older millers it is neccessary asks for the 77x10 miller.

Corte de sierra/Saw cutting

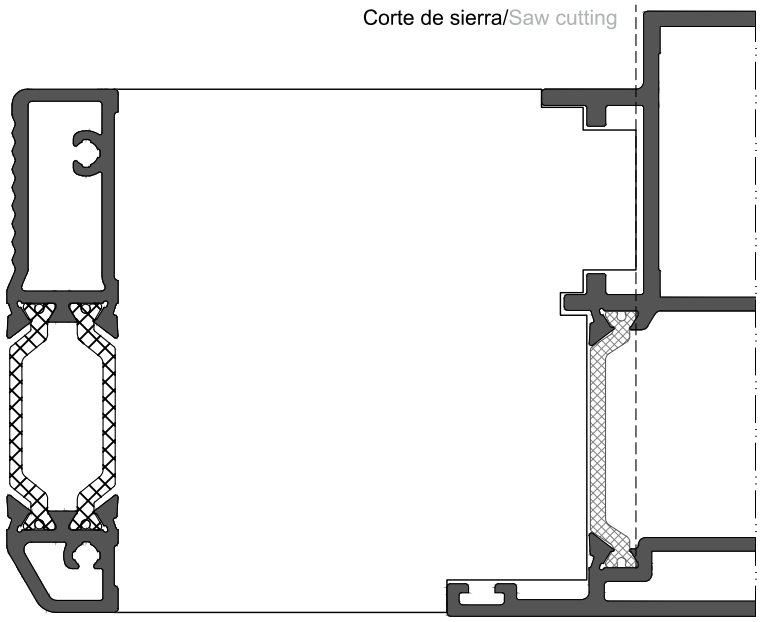

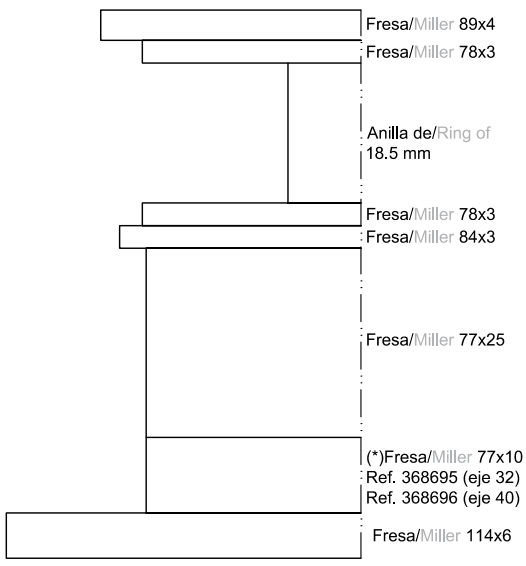

MILLENNIUM PLUS 70

JUEGO DE FRESAS PUERTA SIN UMBRAL
MILLER SET NO THRESHOLD DOOR

REF. KIT FRESADO/REF. MILLER KIT	PERFILES QUE FRESA/MILLED PROFILES	ENCUENTRO CON TAPAS/ MEETING WITH CAP
407690 (Eje 32 mm) 407691 (Eje 40 mm)	COR-7647	397647

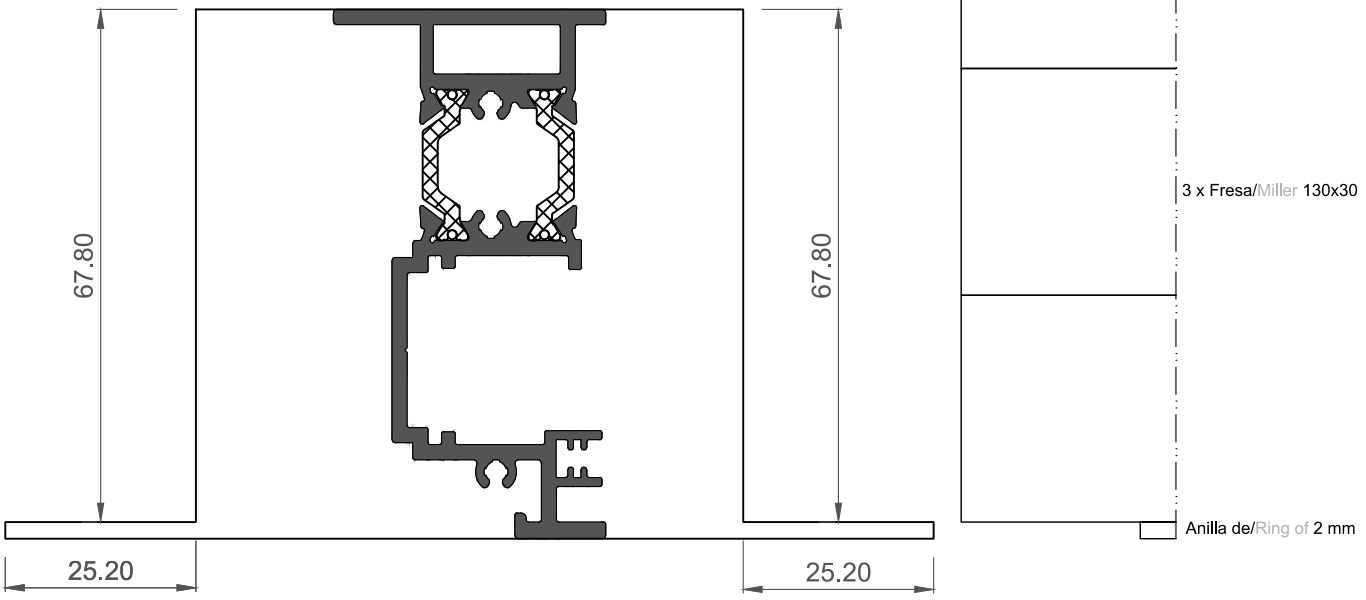

MILLENNIUM PLUS 80

JUEGO DE FRESAS PUERTA SIN UMBRAL
MILLER SET NO THRESHOLD DOOR

REF. KIT FRESADO/REF. MILLER KIT	PERFILES QUE FRESA/MILLED PROFILES	ENCUENTRO CON TAPAS/ MEETING WITH CAP
407690 (Eje 32 mm) 407691 (Eje 40 mm)	COR-8647	398647

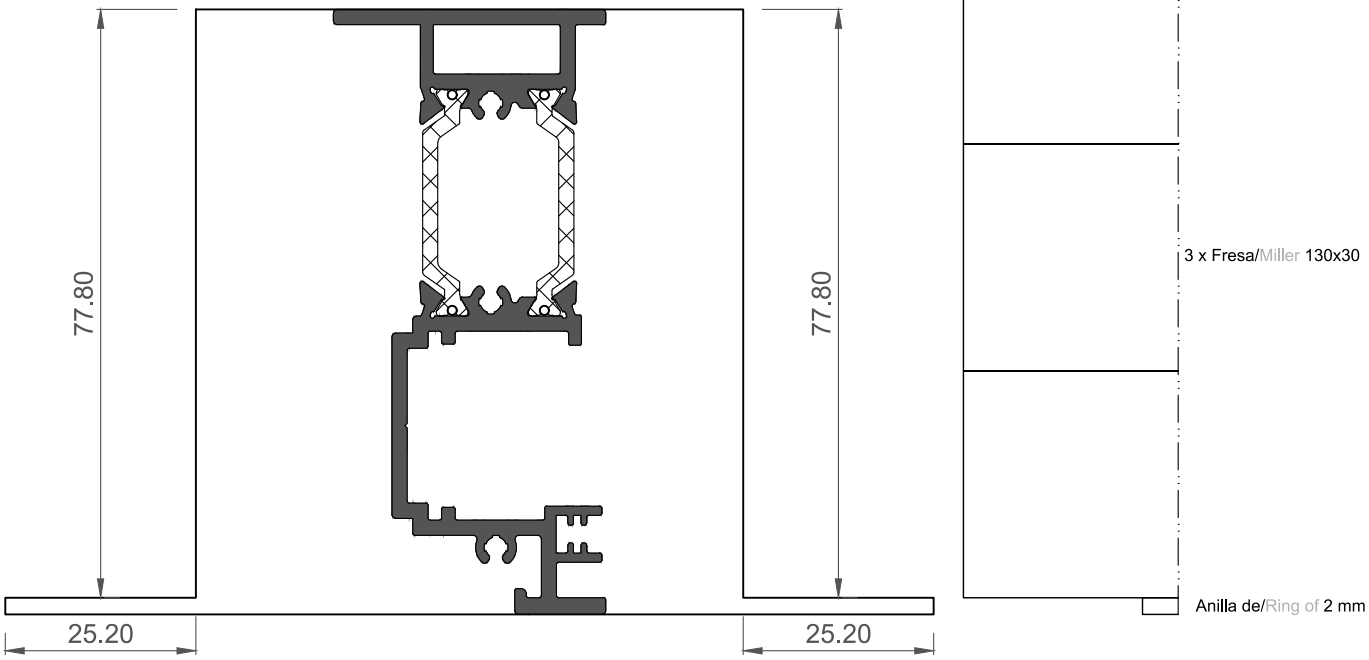

E:1:2
S:1:2

DETALLE ESCUADRAS DE ENSAMBLAR
ASSEMBLY CORNER CLEATS DETAIL

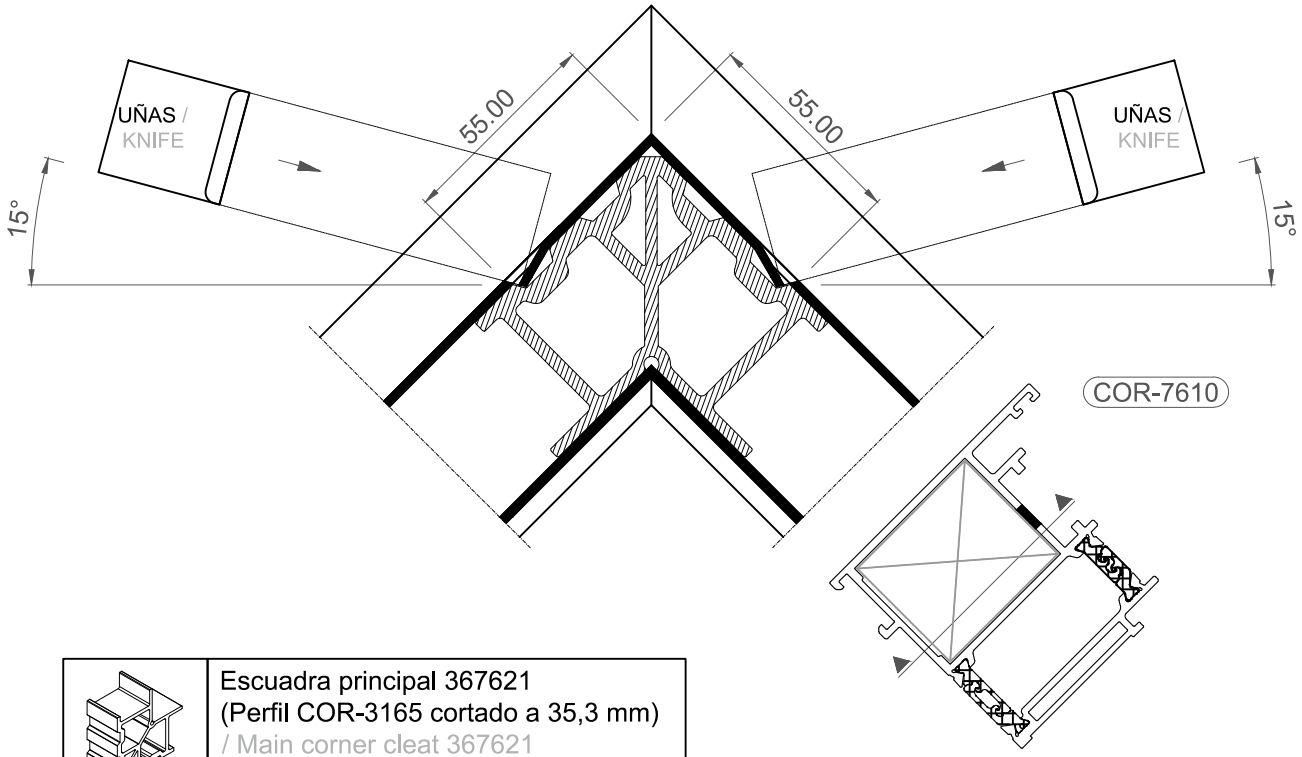

Escuadra principal 367621
(Perfil COR-3165 cortado a 35,3 mm)
/ Main corner cleat 367621
(Profile COR-3165 cut to 35,3 mm).

COR-7610/12*
COR-8610/12**

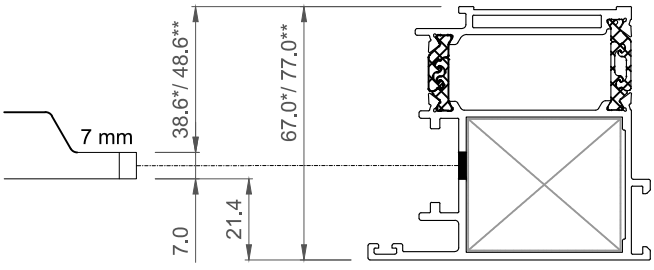

COR-7611/13*
COR-8611/13**

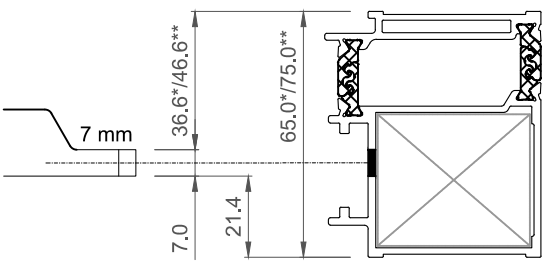

E:1:2
S:1:2

DETALLE ESCUADRAS DE ENSAMBLAR
ASSEMBLY CORNER CLEATS DETAIL

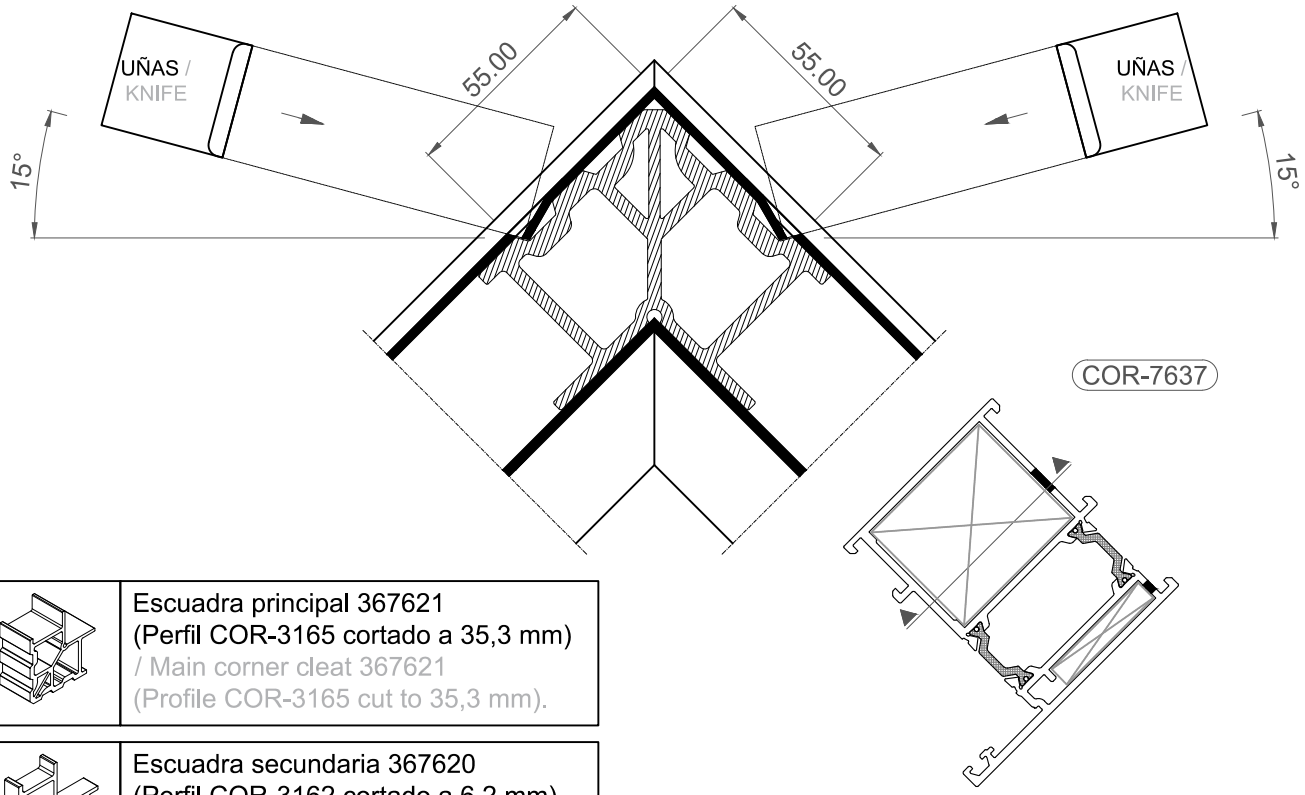

	Escuadra principal 367621 (Perfil COR-3165 cortado a 35,3 mm) / Main corner cleat 367621 (Profile COR-3165 cut to 35,3 mm).
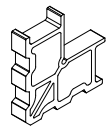	Escuadra secundaria 367620 (Perfil COR-3162 cortado a 6,2 mm) / Main corner cleat 367620 (Profile COR-3162 cut to 6,2 mm).

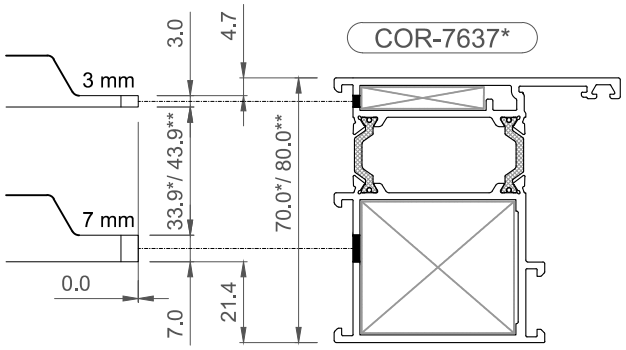

REF PERFIL/ PROFILE LIST
COR-7637*
COR-7685*
COR-7686*
COR-7687*

REF PERFIL/ PROFILE LIST
COR-8637**
COR-8685**
COR-8686**
COR-8687**

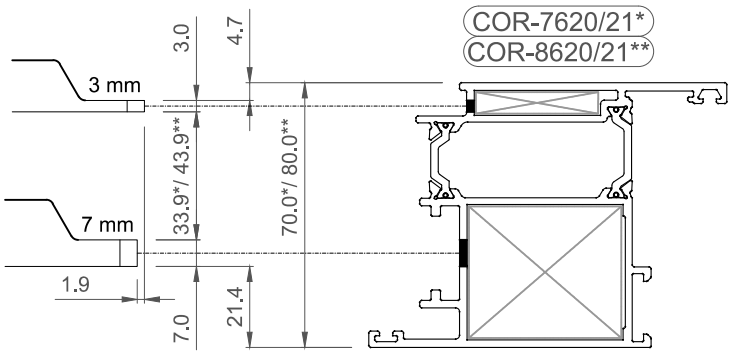

E:1:2
S:1:2

DETALLE ESCUADRAS DE ENSAMBLAR
ASSEMBLY CORNER CLEATS DETAIL

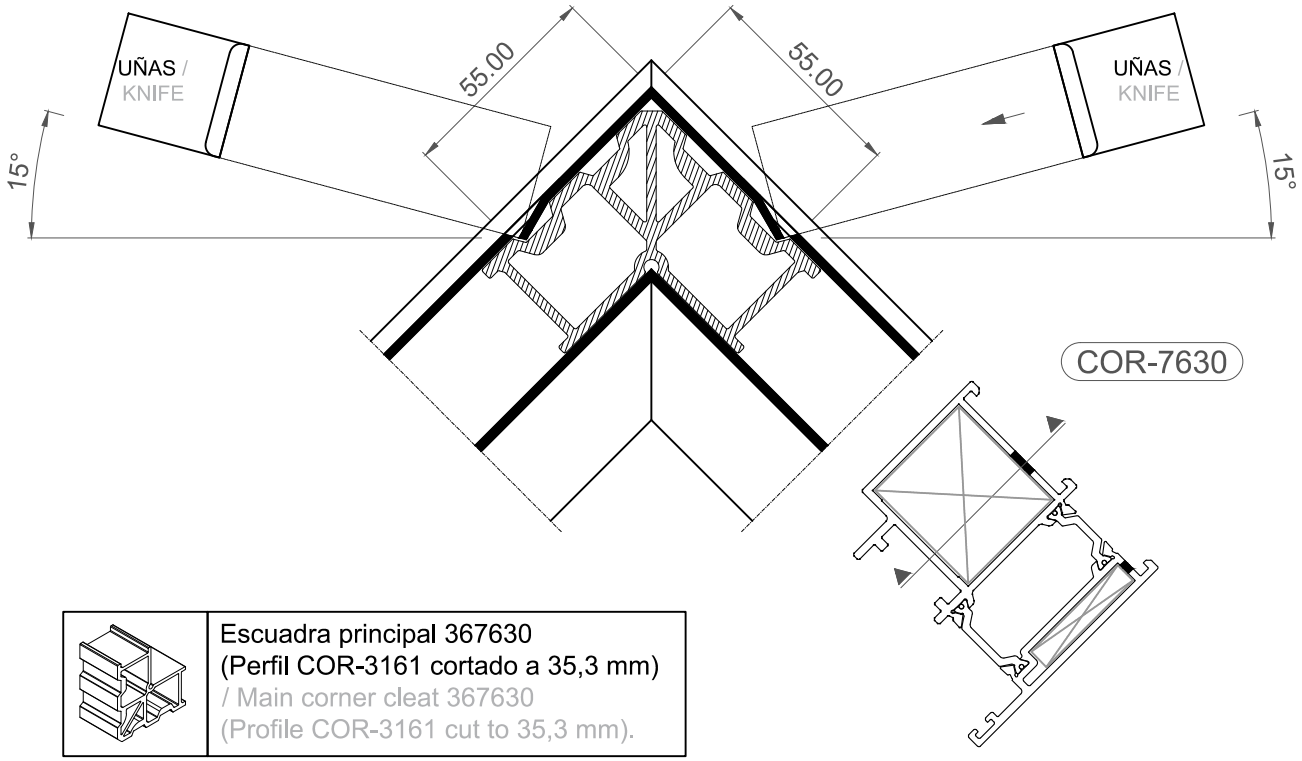

	Escuadra principal 367630 (Perfil COR-3161 cortado a 35,3 mm) / Main corner cleat 367630 (Profile COR-3161 cut to 35,3 mm).
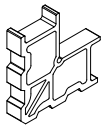	Escuadra secundaria 367620 (Perfil COR-3162 cortado a 6,2 mm) / Main corner cleat 367620 (Profile COR-3162 cut to 6,2 mm).

E:1:1
S:1:1

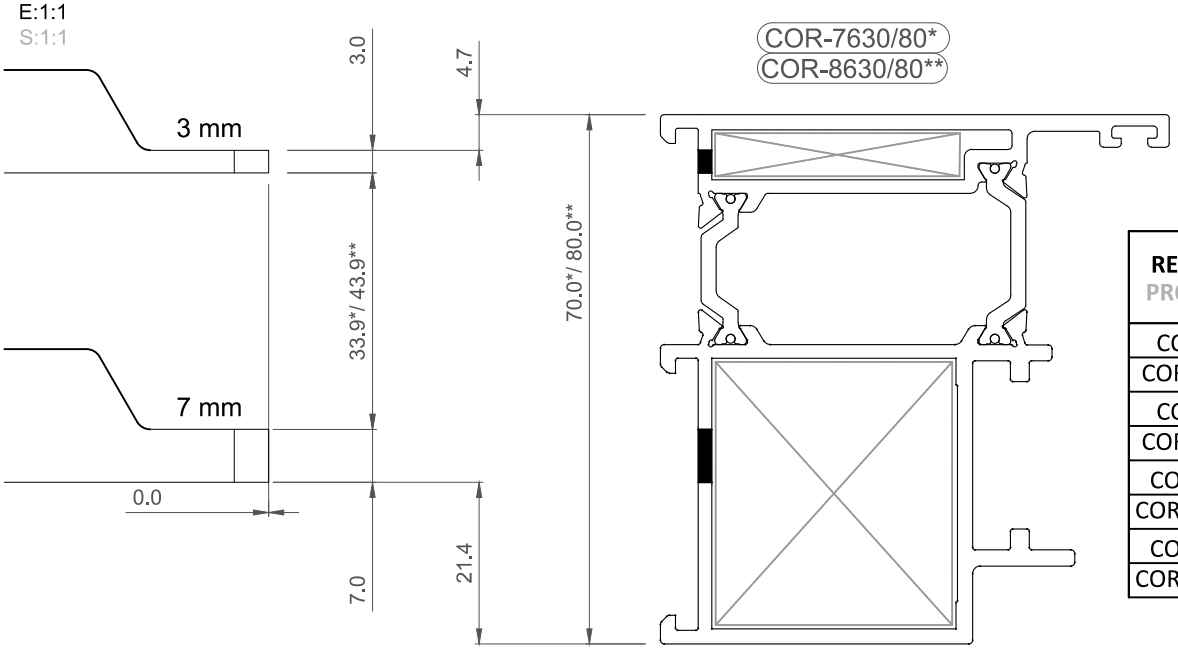

REF PERFIL/ PROFILE LIST
COR-7630*
COR-7632*(1)
COR-7680*
COR-7682*(1)
COR-8630**
COR-8632**(1)
COR-8680**
COR-8682**(1)

(1) NOTA: Es necesario mecanizar previamente en el troquel el enganche exterior del marco
NOTE: It is necessary to machining previously the exterior hooks of the frame in the punching tool

E:1:2
S:1:2

DETALLE ESCUADRAS DE ENSAMBLAR
ASSEMBLY CORNER CLEATS DETAIL

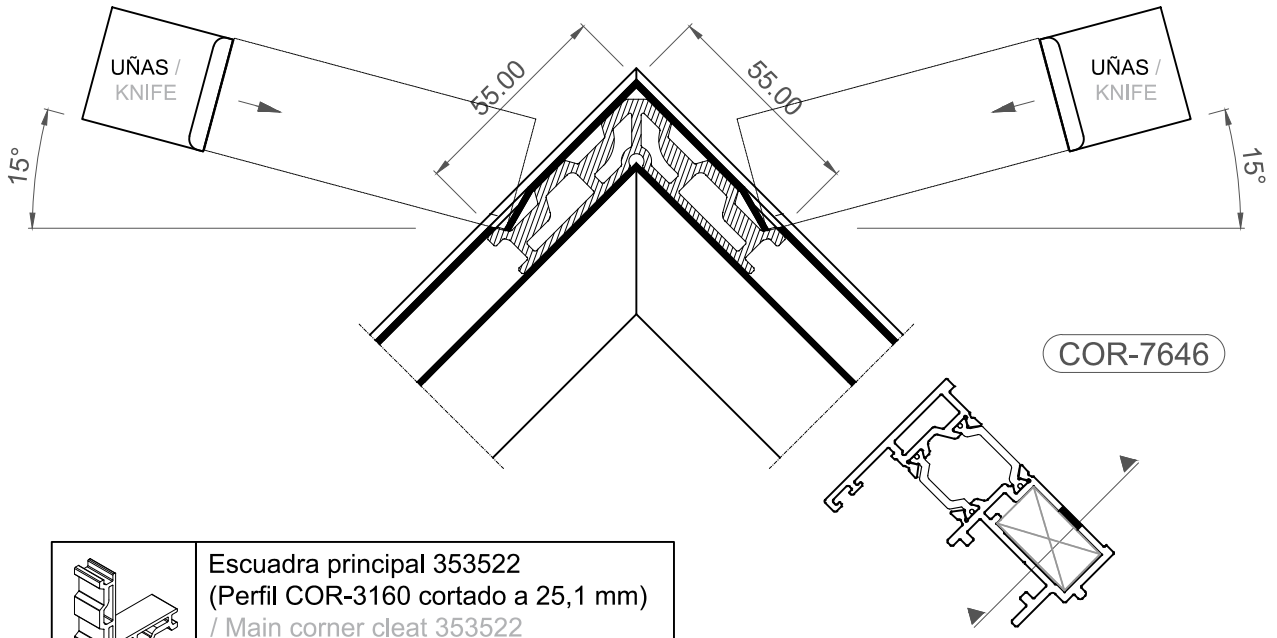

Escuadra principal 353522
(Perfil COR-3160 cortado a 25,1 mm)
/ Main corner cleat 353522
(Profile COR-3160 cut to 25,1 mm).

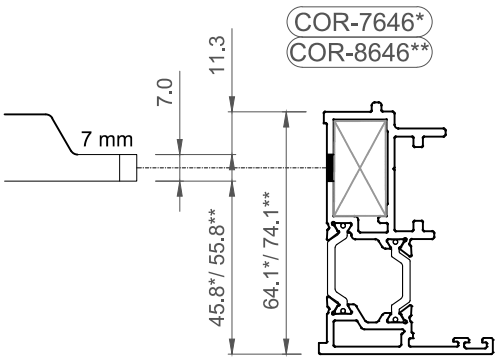

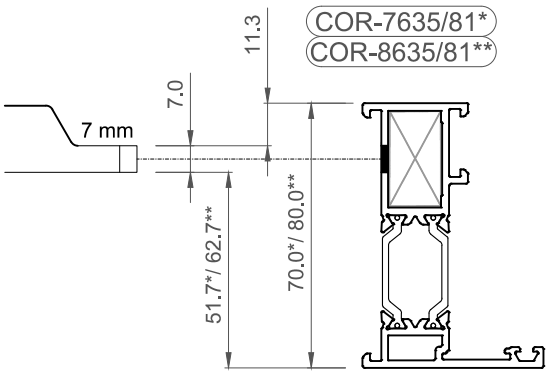

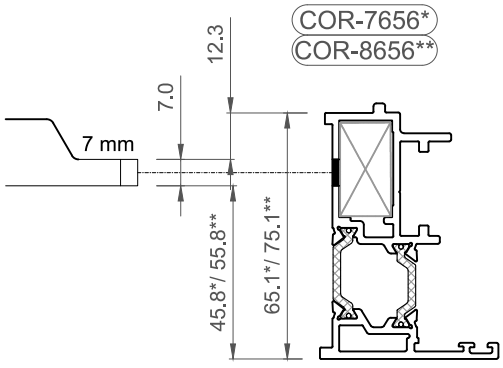

PUERTA MILLENNIUM PLUS
MILLENNIUM PLUS DOOR

10. PUESTA EN OBRA
10. SITE INSTALLATION

IMPORTANTE

ALUMINIOS CORTIZO S.A.U. se reserva el derecho de modificar o eliminar cualquiera de sus perfiles, accesorios o juntas del sistema sin previo aviso.

ALUMINIOS CORTIZO S.A.U. no se hace responsable de las posibles erratas tipográficas de este catálogo y recomienda encarecidamente al cliente que, antes de la formalización de cualquier pedido, verifique que las referencias aparecidas en el mismo son las correctas.

IMPORTANT

ALUMINIOS CORTIZO S.A.U. reserves the right to modify or remove any of its system profiles, accessories or gaskets without prior notification.

ALUMINIOS CORTIZO S.A.U. will not be responsible for any possible typographical errors in this catalogue and strongly recommends to the client that, before formalising any order, to check that the references that appear in this catalogue are correct.

ESQUEMA DE COLCACIÓN EN OBRA
SITE INSTALATION SCHEME

Profundidad mínima del tornillo
Minimum screw depth

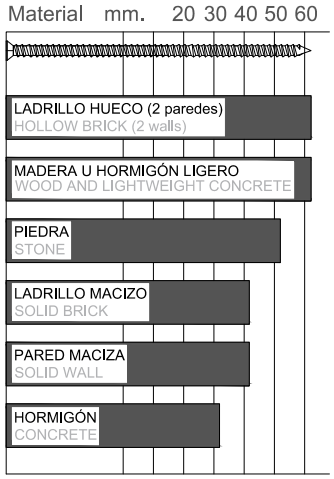

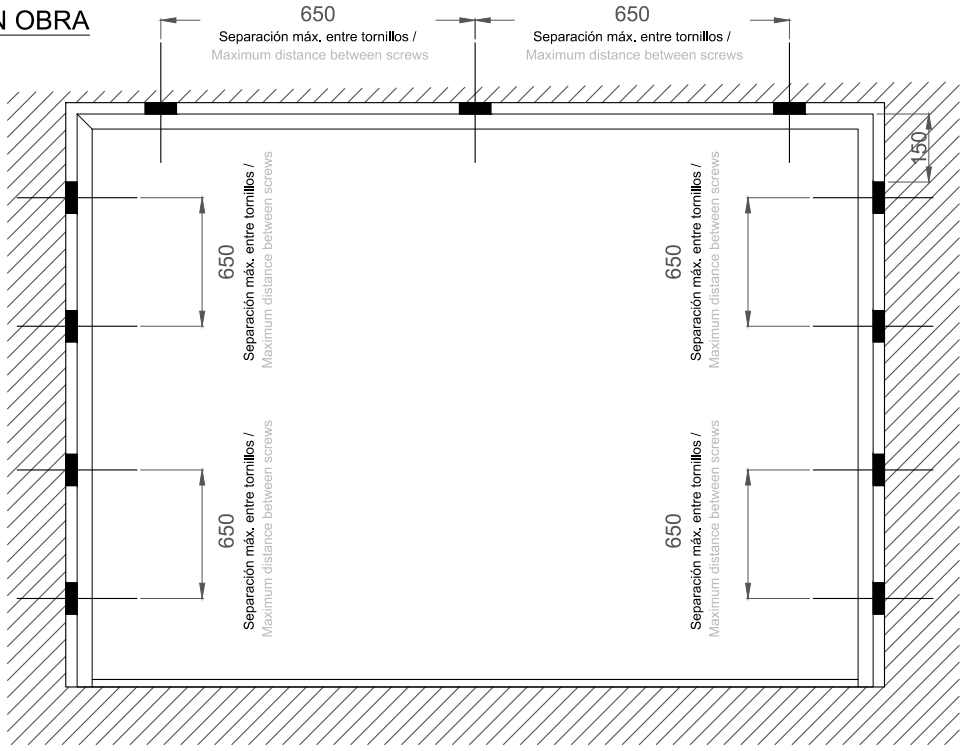

- Es importante acometer un buen nivelado y aplomado de la carpintería, tanto si es debido a irregularidades de la superficie de apoyo de los marcos como si es debido a posibles flechas de las estructuras que vayan a soportar el peso de la carpintería, para que el sistema funcione correctamente y no se den anomalías en la rodadura de las hojas.
- Debe asegurarse que el edificio nunca cargue ni transmita cargas sobre el cerramiento.
- En la fijación del cerco a obra la separación entre tornillos se recomienda no exceda de 650 mm. La penetración de la fijación en obra no debería ser inferior nunca a los 30 mm. (ver tabla con recomendaciones de uso)
- La fijación de la zapata puede también llevarse a cabo mediante el uso de garras de montaje.
- It is important to ensure good leveling and plumbing of the window, whether it is due to irregularities of the support surface of the frames or if it is due to possible deflections of the structures that will support the weight of the system, in order to be sure the system works correctly and it does not appear anomalies in the rolling of the leaves.
- Make sure that the building never transmits loads to the door.
- In the attachment of the fence to work the separation between screws is recommended does not exceed 650 mm. The depth of the fastening on site should never be less than 30 mm. (See table with recommendations for use)
- The fixing of the shoe can also be carried out by the use of fixing slugs.

Posicionamiento de tornillos en marco
Screws frame positioning

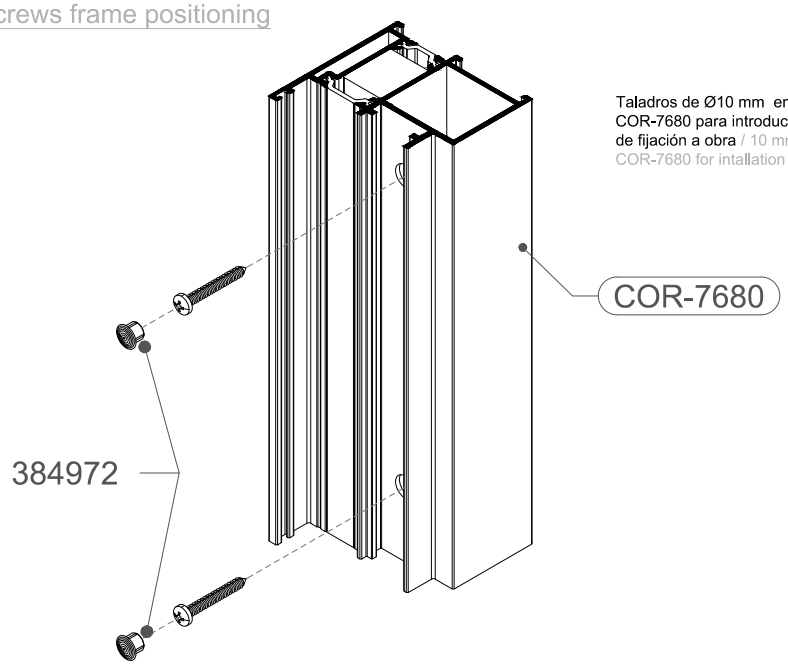

Taladros de Ø10 mm en perfil COR-7680 para introducir tornillería de fijación a obra / 10 mm drill in COR-7680 for intallation screws

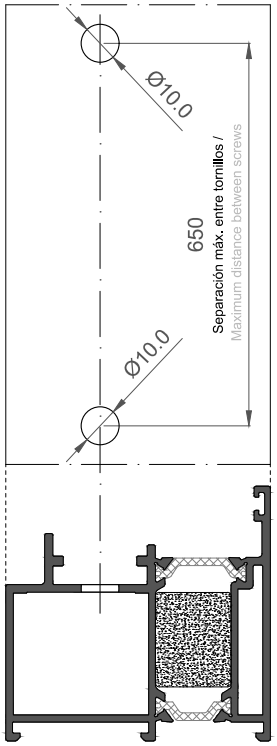

COLOCACIÓN EN OBRA
SITE INSTALLATION

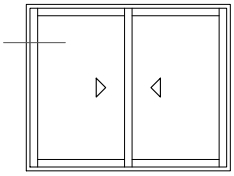

E 1:2

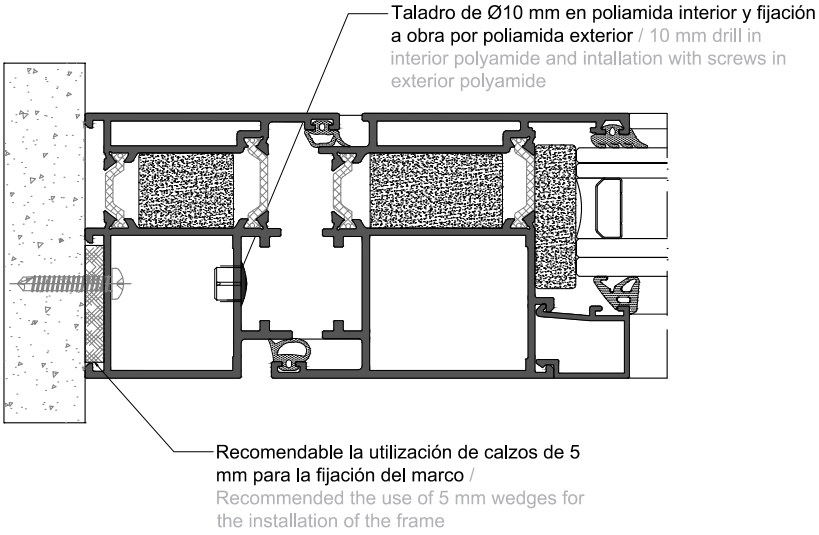

E 1:2

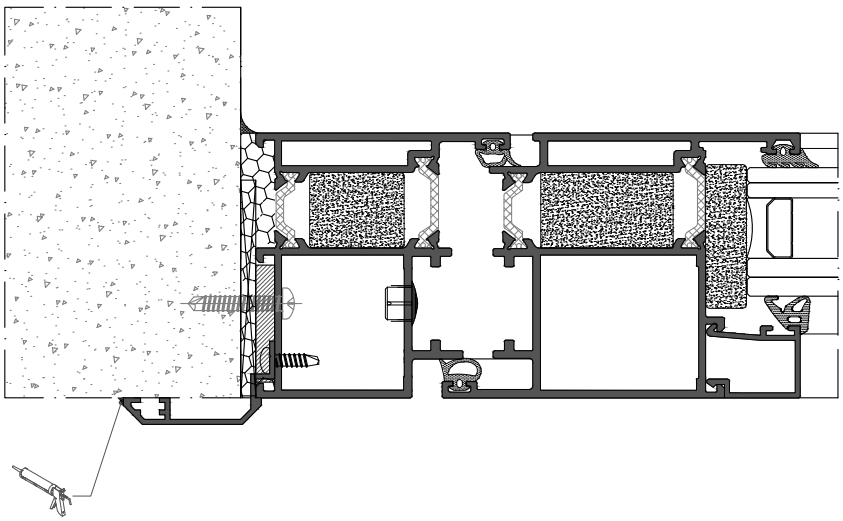

COLOCACIÓN EN OBRA
SITE INSTALLATION

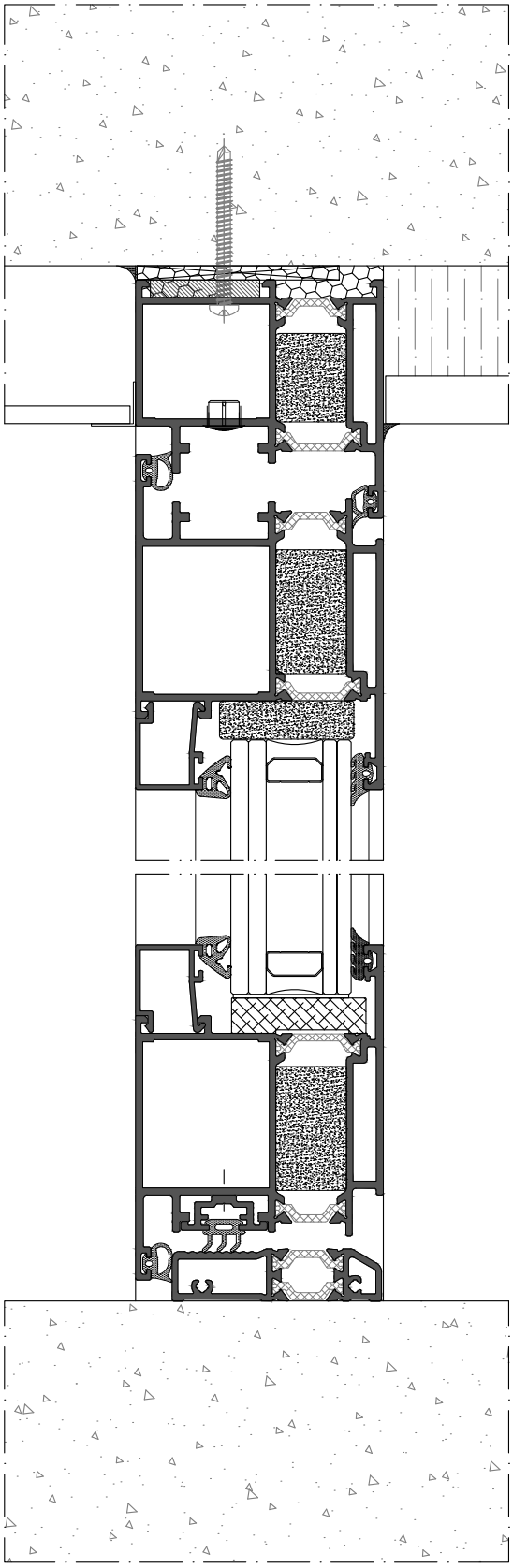

E 1:2

PUERTA MILLENNIUM PLUS
MILLENNIUM PLUS DOOR

11. RECOMENDACIONES DE MANTENIMIENTO
11. MAINTENANCE RECOMMENDATIONS

IMPORTANTE

ALUMINIOS CORTIZO S.A.U. se reserva el derecho de modificar o eliminar cualquiera de sus perfiles, accesorios o juntas del sistema sin previo aviso.

ALUMINIOS CORTIZO S.A.U. no se hace responsable de las posibles erratas tipográficas de este catálogo y recomienda encarecidamente al cliente que, antes de la formalización de cualquier pedido, verifique que las referencias aparecidas en el mismo son las correctas.

IMPORTANT

ALUMINIOS CORTIZO S.A.U. reserves the right to modify or remove any of its system profiles, accessories or gaskets without prior notification.

ALUMINIOS CORTIZO S.A.U. will not be responsible for any possible typographical errors in this catalogue and strongly recommends to the client that, before formalising any order, to check that the references that appear in this catalogue are correct.

INTRODUCCIÓN

Los agentes atmosféricos, tanto del entorno urbano como del industrial, así como la suciedad habitual durante la ejecución de las obras, hacen especialmente necesaria la realización de una limpieza y mantenimiento completo, en la fase de puesta de la carpintería, que posteriormente deberá mantenerse regularmente en el tiempo para mantener las cualidades funcionales y estéticas de las carpinterías de aluminio.

LIMPIEZA Y MANTENIMIENTO

Elementos que **NO** se deben usar:

- Herramientas afiladas como cuchillo, espátulas, etc.
- Estropajos de acero o esponjas abrasivas.
- Limpiadores agresivos para baños o disoluciones para lacas, pueden ocasionar daños permanentes.

Elementos que **SI** se pueden usar:

- Agua tibia (con un 2% de jabón neutro).
- Esponja suave.
- Bayeta secante
- Papel absorbente.
- Máquinas de limpieza a base de vapor de agua caliente.
- Aspirador (para aspirar el polvo retenido entre la junta y la pared exterior del cerco.

1. LIMPIEZA DE ZONAS INTERIORES

Utilice algún tipo de aspiración, para extraer el polvo y los cuerpos extraños acumulados (normalmente durante la fase de obra) entre las juntas en la cámara entre marco y hoja. También puede ser útil algún tipo de cepillo o pincel.

Lubrique los elementos de fricción como manetas, cerraduras y demás mecanismos con lubricante (por ejemplo 3 en 1). En los ángulos de re-envío, no es necesario, ya que llevan grasa permanente.

Se aconseja repetir esta operación semestralmente, una vez realizada la primera vez.

2. LIMPIEZA DE CERCOS Y VIDRIOS

Empape una esponja (suave), en agua tibia con jabón, frote suavemente los cercos (cara exterior y cara interior) que componen la ventana y el vidrio. Posteriormente, pase una bayeta absorbente, para retirar los restos de jabón y agua. Finalmente, pase un paño seco (o un papel de cocina), para completar la limpieza y secado.

El agua tibia con jabón, puede ser sustituida por limpieza con vapor.

Se aconseja repetir esta operación mensualmente con cada ventana y/o puerta.

Observaciones finales:

- En zonas próximas a autopistas, línea de mar o zonas industriales, deberá incrementar el mantenimiento de sus ventanas y/o puertas.
- Antes de iniciar cualquier obra próxima a una ventana y/o puerta, deberá proteger esta de la suciedad que la obra pueda originar. Utilice plásticos y cintas protectoras según necesidad.

INTRODUCTION

Due to the dirt and dust usually found during the installation phase it is necessary to carry out appropriate maintenance and cleaning. This must also be maintained to keep the functional and aesthetic qualities of the aluminum carpentry.

CLEANING AND MAINTENANCE

The following elements must **NOT** be used:

- Sharp tools such as knives, trowels, etc.
- Steel wool or abrasive sponges.
- Aggressive bath cleaners or solutions for lacquer, can cause permanent damage.

The following elements **CAN** be used:

- Warm water (with 2% of mild soap).
- Soft sponge.
- Cleaning cloth.
- Absorbent paper.
- Steam cleaners.
- Vacuum cleaner (to vacuum the dust between the gasket adn the outer wall of the frame).

1. CLEANING OF INTERIOR AREAS

Use some a vacuum, to clean the gaskets and chamber between the sash and frame to remove the dust and foreign bodies which have accumulated during the construction phase. A brush or a paintbrush can also be used.

Lubricate the friction elements such as hinges, handles, lock and any other moving mechanism with lubricant (for example 3 in 1). It is not necessary in the return angles and these are permanently greased.

This needs to be repeated every six months after the first application.

2. CLEANING OF FRAMES AND GLASS

Drench a sponge (soft) in warm water with soap, rub the frames smoothly (inner and outer side). Afterwards, apply a cleaning cloth, to remove the remainders of soap and water. Finally, apply a dry cloth (or kitchen paper), to complete the cleaning and drying.

Steam cleaning can be applied instead of warm water with soap..

This operation should be repeated monthly with each window.

Concluding observations:

- In areas close to highways, coast line or industrial areas, the maintenance of the windows should be increased.
- Before beginning any work close to the window, it should be protected from dirt which can be originated from the site. Use plastics and weatherstripping as required.

IMPORTANTE
ALUMINIOS CORTIZO, S.A.U. se reserva el derecho a modificar o eliminar cualquiera de sus perfiles, accesorios o juntas del sistema sin previo aviso.
ALUMINIOS CORTIZO, S.A.U. no se hace responsable de las posibles erratas tipográficas de este catálogo y recomienda encarecidamente al cliente que, antes de la formalización de cualquier pedido, verifique que las referencias aparecidas en el mismo son las correctas.
Los descuentos que se incluyen en todos los modelos son orientativos, habiendo sido realizados según los accesorios y juntas que suministra ALUMINIOS CORTIZO, S.A.U. recomienda expresamente que se proceda a una comprobación previa por parte del cliente.

IMPORTANT
ALUMINIOS CORTIZO, S.A.U. reserves the right to modify or remove any of its system profiles, accessories or gaskets without prior notification.
ALUMINIOS CORTIZO, S.A.U. will not be responsible for any possible typographical errors in this catalogue and strongly recommends to the client that, before formalising any order, to check that the references that appear in this catalogue are correct.
The deductions included in every model are only illustrative, done according to the accessories and gaskets provided by ALUMINIOS CORTIZO, S.A.U. specifically recommends the clients to carry out a prior check.

CENTROS PRODUCTIVOS / PRODUCTIVE CENTRES

902 31 31 50 // www.cortizo.com

CENTRO PRODUCTIVO CORTIZO ALUMINIO PADRÓN. SEDE CENTRAL
CORTIZO PADRÓN ALUMINIUM PRODUCTION CENTRE. HEADQUARTERS
Extramundi s/n, 15910 - Padrón (A Coruña - España / Spain)
902 31 31 50 / +34 981 80 42 13

CENTRO PRODUCTIVO CORTIZO PVC PADRÓN
CORTIZO PVC PADRÓN PRODUCTION CENTRE
La Matanza, s/n 15917 - Padrón (A Coruña - España / Spain)
+34 981 81 73 57

CENTRO PRODUCTIVO CORTIZO CANARIAS
CORTIZO CANARY ISLAND PRODUCTION CENTRE
Pol. Ind. Granadilla Pac. 8/12 - 38611 - Granadilla de Abona
(Santa Cruz de Tenerife - España / Spain)
+34 922 39 25 32
@ canarias@cortizo.com

CENTRO PRODUCTIVO CORTIZO MANZANARES
CORTIZO MANZANARES PRODUCTION CENTRE
Pol. Ind. Calle D, Parc 20. 13200 - Manzanares (Ciudad Real - España / Spain)
+34 926 64 70 50
@ manzanares@cortizo.com

CENTRO PRODUCTIVO CORTIZO ESLOVAQUIA
CORTIZO SLOVAKIA PRODUCTION CENTRE
Železnicný rad, 29 968-01 - Nová Baňa
+421 456 855 402
@ cortizo_slovakia@cortizo.com

CENTRO PRODUCTIVO CORTIZO FRANCIA
CORTIZO FRANCE PRODUCTION CENTRE
Z.A. des trois routes, 16 rue de Strasbourg,
49120 - Chemillé - Anjou
+33 241 49 88 00
@ administrationfrance@cortizo.com

CENTRO PRODUCTIVO CORTIZO POLONIA
CORTIZO POLAND PRODUCTION CENTRE
CORTIZO, SP.Z O.O. Geodetów, 97-500 - Radomsko
+48 44 683 55 55
@ systemy.polska@cortizo.com

DELEGACIONES COMERCIALES ESPAÑA / SPAIN COMMERCIAL DELEGATIONS

ÁLAVA
P. I. Galzar
C/ Arrikruz, 46. Apdo. 24
01200 - Salvatierra
+34 945 300 977

ASTURIAS
P. I. Porceyo, 1-12
Camín del Fontán 214
33211 - Porceyo - Gijón
+34 985 169 954

Aluminios Pérez Soto, S.L.
P.I. Roces, 4
C/ Antonio Gaudí Cornet, 2
33211 - Gijón
+34 985 168 744
@ info@perezsoto.com

BALEARES

Maderesa - Mallorca
Cami Vell de Ciutat, 58-B, P.I.
07630 - Campos
+34 971 160 328
@ mallorca@maderesa.net

Maderesa - Menorca
P.I. La Trotxa , P 37
07730 - Alaior
+34 971 379 170
@ menorca@maderesa.net

Maderesa - Ibiza
+34 618 498 435
@ ibiza@maderesa.net

BURGOS
Polígono de Villalonquéjar
C/ Condado de Treviño, 18
09001 - Burgos
+34 947 297 550
@ burgos@cortizo.com

CÁCERES
Aluvisa
Ctra. de Medellín, km 2 izda.
10196 - Cáceres
+34 927 242 373 / 223 630
@ aluvisa@aluvisa.es

CANTABRIA
P.I. Tanos-Viérnoles
C/La Espina, 17 PARC. B2-B3
39315 Torrelavega (Cantabria)
+34 942 83 48 29
@ cantabria@cortizo.com

CIUDAD REAL
P. l. Calle D – Parc. 20
13200 Manzanares
+34 926 64 70 50

FUERTEVENTURA
P. l. El Matorral. Pol. 3 Nave 32
35610 El Matorral – Antigua
+34 928 160 434

GRAN CANARIA
P. l. Arinaga. Fase I
C/ Las Mimosas, Parc. 117-118
35119 Agüimes
+34 928 188 916

LANZAROTE
C/ Nicolás Estebanes. Nave 3-4.
Barriada de Tenorio
35500 Arrecife - Lanzarote
+34 928 804 112

LEÓN
Ctra. León-Zamora, km. 8,5
24231 – Onzonilla
+34 987 211 507

LLEIDA
P. l. de Cervera
Calle Pla d´urgell, Parc. 7-8
25200 – Cervera
+34 973 533 037

LUGO
P.I. del Ceao
C/ Vidrio, 116. 27290 - Lugo
+34 982 209 616

MADRID
P.I. Regordoño
C/ Regordoño, 10
28936 - Móstoles
+34 916 435 100

MÁLAGA
FERNALUM
Parque Empresarial Santa Bárbara
C/ Licurgo, 8 - 29004 Málaga
+34 952 242 428
@ info@fernalum.com

OURENSE
P. I. Barreiros
Crta. Madrid, km 530. Nave 13
32911 - San Cibrao das Viñas
+34 988 247 628

VALENCIA
Industrias Amarro, S.A.
C/ Ciudad de Sevilla, 13
46988 - Paterna
+34 961 340 611
@ compras@amarroperfileria.com

VALLADOLID
Aluminios Hernansanz
C/ Helio 22
P.I. San Cristobal
47012 - Valladolid
+34 983 236 004
@ herca@aluminiosherca.com

ZAMORA
P.I. Morales del Vino
Crta. Salamanca, Km. 3
49190 - Morales del Vino
+34 980 574 047

ZARAGOZA
P.I. Malpica - Alfindén
C/ Chopo, 72
50171 - La Puebla de Alfindén
+34 976 108 346

PANEL COMPOSITE / COMPOSITE PANEL

DIRECCIÓN COMERCIAL / SALES MANAGER
Jose Luís Raposo
+34 680 393 530
@ composite@cortizo.com

INGENIERÍA DE GRANDES DESARROLLOS
ENGINEERING DEVELOPMENT PROJECTS

DIRECTOR DE PROYECTOS / PROJECTS DIRECTOR
Gonzalo Brea
+34 606 310 153
@ gbrea@cortizo.com

RED TSAC - ASISTENCIA TÉCNICA ARQUITECTURA / SPECIFICATION DEPARTMENT FOR ARCHITECTURE

ESPAÑA / SPAIN

TSAC GALICIA
+34 699 664 002
@ tsac1@cortizo.com

TSAC ANDALUCÍA
+34 682 780 014
@ tsac250@cortizo.com

+34 650 257 695
@ tsac260@cortizo.com

TSAC ASTURIAS, LEÓN, CANTABRIA
+34 608 131 031
@ tsac15@cortizo.com

TSAC MADRID (CAPITAL)
+34 639 205 912
@ tsac2@cortizo.com

TSAC CASTILLA-LA MANCHA, MADRID (PROVINCIA)
+34 648 801 965
@ tsac21@cortizo.com

TSAC CATALUÑA
+34 699 664 418
@ tsac3@cortizo.com

TSAC ARAGÓN, LA RIOJA, SORIA
+34 648 803 244
@ tsac35@cortizo.com

TSAC COMUNIDAD VALENCIANA, MURCIA
+34 649 028 495
@ tsac4@cortizo.com

TSAC SANTA CRUZ DE TENERIFE
+34 699 667 908
@ tsaccanarias@cortizo.com

TSAC LAS PALMAS
+34 649 286 729
@ tsaclaspalmas@cortizo.com

TSAC CASTILLA LEÓN, EXTREMADURA
+34 699 668 738
@ tsac7@cortizo.com

TSAC PAÍS VASCO, NAVARRA, BURGOS
+34 649 028 687
@ tsac8@cortizo.com

TSAC ISLAS BALEARES
+34 649 028 495
@ tsacbaleares@cortizo.com

INTERNACIONAL
INTERNATIONAL

TSAC CROACIA \ CROATIA
+38 5 993 927 907
@ tsac6100@cortizo.com

TSAC HUNGRÍA \ HUNGARY
+42 1 917 976 354
@ tsac5100@cortizo.com

TSAC PORTUGAL NORTE
TSAC NORTH PORTUGAL
+351 914 399 102
@ tsacportugal@cortizo.com

TSAC PORTUGAL CENTRO-SUR
TSAC CENTRE-SOUTH PORTUGAL
+351 914 399 153
@ tsac65@cortizo.com

TSAC POLONIA \ POLAND
+48 508 567 736
@ tsac4100@cortizo.com

TSAC REPÚBLICA CHECA Y ESLOVAQUIA
TSAC CZECH REPUBLIC & SLOVAKIA
+421 918 811 177
@ tsac3100@cortizo.com

TSAC RUMANÍA \ ROMANIA
+40 757 054 116
@ tsac2100@cortizo.com

TSAC REINO UNIDO
UNITED KINGDOM
+44 7 494 662 507
@ tsacuk@cortizo.com

+44 7 939 535 388
@ tsacuk2@cortizo.com

TSAC FRANCIA / FRANCE
+33 0 642 417 908
@ prescriptionfr@cortizo.com

+33 7 57 48 69 41
@ prescriptionfr2@cortizo.com

TSAC LATAM - USA
+34 681 214 477
@ dirprescripcion@cortizo.com

DELEGACIONES COMERCIALES ARQUITECTURA INTERNACIONAL
ARCHITECTURAL INTERNATIONAL COMMERCIAL DELEGATIONS

ARGELIA / ALGELIA
Sarl Alugamme Trading
Zone D. Equipement Alioua Fodil Lot 02-10. Cheraga - Alger (Algérie)
+213 36 72 94
+213 555 00 67 87
+213 560 926 351
@ sarlalugamme@gmail.com

BALCANES / BALKANS
Croacia Croatia
Dugoselka cesta, 102, 10360
Sesvete - Zagreb (Croacia - Croatia)

Branko Orsulic
+38 01 6264107
+38 599 448 69 87
@ comadria@cortizo.com

BENELUX
Salvador González Suárez
+34 609 302 354
@ archbenelux@cortizo.com

BÉLGICA / BELGIUM
Francófono / Franco-phone
Julien Delsaux
+34 689 843 308
+33 757 442 752
@ jdelsaux@cortizo.com
@ archfrance1@cortizo.com

ESLOVAQUIA / SLOVAKIA
Železničný rad, 29 - 968 01
Nová Baňa (Slovakia)

Bohuš Gordan
+421 456 855 402
+421 915 744 841
@ sales_mngt_slovakia@cortizo.com
@ systemy.slovensko@cortizo.com

REPÚBLICA CHECA / CZECH REPUBLIC
Zona Moravia / Moravia Area
Miroslav Hala
+420 773 502 644
@ cesko@cortizo.com

Zona Bohemia / Bohemia Area
Alucad Bohemia
Rohoznice 104. Lázne Bohdanec
+420 469 631 113
@ info@alucad.cz

FRANCIA / FRANCE
18 rue de Strasbourg - ZA Anjou Actiparc les 3 routes Ouest,
49120, Chemillé
+33 241 49 88 00
@ administrationfrance@cortizo.com

Zona noreste / Northeast area
Julien Delsaux
+34 689 843 308
+33 757 442 752
@ jdelsaux@cortizo.com
@ archfrance1@cortizo.com

Zona noroeste / Northwest area
Olivier Raudel
+33 7 57 45 52 47
@ archfrance2@cortizo.com

Zona suroeste / Southwest area
Alexandre Luydlin
+33 7 57 44 20 65
@ archfrance@cortizo.com

REINO UNIDO / UNITED KINGDOM
Meridian House, 11 Wellesley Road,
Surrey Cr0 2NW, Croydon
+44 208 686 24 15

Zona Norte / North Area
Martín Sanjurjo
+34 629 693 927
+44 7 494 662 511
@ architecture@cortizo.com

Zona Sur / South Area
+34 650 952 895
+44 7 494 662 506
@ architecture3@cortizo.com

HUNGRÍA / HUNGARY
Dunakeszi, Pallag u. 17,
2120 - Nave E2

Erno Fabry
+421 456 855 402
@ muszakiosztaly@cortizo.co

ITALIA
Marco D´Amato
+34 616 526 400
@ architettura1@cortizo.com

PERÚ / PERU
Sistemas Sotomex S.L.
+51 94 3676 007
@ emilio@perezsoto.com

POLONIA / POLAND
Geodetów 2, 97-500 Radomsko
+48 446 835 555

Polonia zona Este / East area
Arkadiusz Berlinski
+ 48 508 566 996
@ dyrekcja.polska@cortizo.com

Polonia zona Oeste / West area
Roman Woltynski
+48 600 387 598
@ rwoltynski@cortizo.com

PORTUGAL / PORTUGAL
Zona Vila do Conde
Vila do Conde Area
Zona Industrial de Varziela
Rua nº 8, lotes 30-31
4480 Fajozes – Vila do Conde

Ramón Carou Tubío
+351 252 637 598
+351 914 399 113
@ dptotecnico.viladoconde@cortizo.com

Zona Rio Maior / Rio Maior Area
Parque de Negócios de Rio Maior,
Rua E - Lote 10, 2040-357, Rio Maior

José Santos
+351 243 909 430
+351 914 399 150
@ riomaior@cortizo.com
@ delegadoriomaior@cortizo.com

Portugal zona Gaia / Gaia Area
Maria & Marina, Aluminios e componentes
Travessa do Agro, 46
4410-384 , Arconzelo - Vila Nova de Gaia
+351 227 622 275 / 76
@ geral@mariamarina.com

RUMANÍA / ROMANIA
Zona Timisoara / Timisoara Area
Calea Sagului Nr. 140/A,
300516, Timisoara (Rumanía)

Dan Tudor
+40 745 026 003
@ timisoara@cortizo.com

Rumanía zona Cluj-Napoca
Cluj-Napoca Area
Strada Constructorilor Nr. 37,
407035, Parc Industrial Nervia,
Aphadia (Rumanía)

David Moholea
+40 364 113 047
+40 745 025 551
@ cluj@cortizo.com
@ sales_transilvania@cortizo.com

Rumanía zona Bacau
Strada Republicii Nr. 159
600304, Bacau (Rumanía)

Iulian Mihai
+40 234 585 318
+40 742 023 400
@ bacau@cortizo.com

Rumanía zona Bucarest
Strada Ithaca Nr. 526
Comuna Bolintin Deal
087015, Județul Giurgiu (Rumanía)

Gabriel Savu
+40 749 238 794
@ bucuresti@cortizo.com

Florin Catalin Vlad
+40 756 115 181
@ bucuresti1@cortizo.com

SUIZA / SWITZERLAND
Julien Delsaux
+34 689 843 308
@ jdelsaux@cortizo.com

TURQUÍA, GEORGIA, AZERBAIYÁN, IRÁN, TURKMENISTAN, KAZAKHSTAN
TURKEY, GEORGIA, AZERBAIJAN, IRAN, TURKMENISTAN, KAZAKHSTAN

CORAL
Tepe Prime İş Merkezi B Blok No.113
Dumlupınar Bulv. No. 266
06510, Çankaya / Ankara (Turquía)
+90 312 284 34 36
@ info@coralmetal.com.tr

Altınpark Mah. Karpuzlu 1 Cad. No.19
06160, Altındağ / Ankara (Turquía)
+90 312 349 26 52
@ info@coralmetal.com.tr

AMÉRICA LATINA / LATIN AMERICA
Cristóbal Rodríguez
+34 689 723 666
@ crodriguez@cortizo.com

CORTIZOCENTER

Ordenador/Computer / Tablet / Smartphone

DISPONIBLE PARA TODOS LOS SISTEMAS OPERATIVOS
AVAILABLE FOR ALL OPERATING SYSTEMS

CATÁLOGOS
Visualización y descarga
CATALOGUES
Display and download

VALORACIONES
Presupuestación online
QUOTATIONS
Online valuations

TARIFARIO
Listado de precios
TARIFFS
Price list

FICHAS TÉCNICAS
Perfiles y accesorios
TECHNICAL REPORTS
Profiles and accessories

MARCADO CE
Gestión de documentación
CE MARKING
Documentation management

CORTIZO LAB
Cálculos, ensayos y clasificaciones
CORTIZO LAB
Calculations, tests and qualifications

PRODUCTOS
Información técnica de sistemas
PRODUCTS
Systems technical information

CORTIZO SOFTWARE
Información para el usuario
CORTIZO SOFTWARE
User information

NOVEDADES
Últimos desarrollos I+D+i
LATEST NEWS
R&D latest developments

DESCARGAS
Documentación técnica y publicitaria
DOWNLOADS
Technical and commercial documentation